

CETBench: A Novel Dataset constructed via Transformations over Programs for Benchmarking LLMs for Code-Equivalence Checking

Neeva Oza^{1*} Ishaan Govil^{1*} Parul Gupta¹
 Dinesh Khandelwal² Dinesh Garg² Parag Singla¹
¹Indian Institute of Technology Delhi ²IBM Research AI

Abstract

LLMs have been extensively used for the task of automated code generation. In this work, we examine the applicability of LLMs for the related but relatively unexplored task of code-equivalence checking, i.e., given two programs, whether they are functionally equivalent or not. This is an important problem since benchmarking code equivalence can play a critical role in evaluating LLM capabilities for tasks such as code re-writing and code translation. Towards this end, we present CETBench- Code Equivalence with Transformations Benchmark, constructed via a repository of programs, where two programs in the repository may be solving the same or different tasks. Each instance in our dataset is obtained by taking a pair of programs in the repository and applying a random series of pre-defined code transformations, resulting in (non-)equivalent pairs. Our analysis on this dataset reveals a surprising finding that very simple code transformations in the underlying pair of programs can result in a significant drop in performance of SOTA LLMs for the task of code-equivalence checking. To remedy this, we present a simple fine-tuning-based approach to boost LLM performance on the transformed pairs of programs. Our approach for dataset generation is generic, and can be used with repositories with varying program difficulty levels and allows for applying varying numbers as well as kinds of transformations. In our experiments, we perform ablations over the difficulty level of original programs, as well as the kind of transformations used in generating pairs for equivalence checking. Our analysis presents deep insights into the working of LLMs for the task of code-equivalence, and points to the fact that they may still be far from what could be termed as a semantic understanding of the underlying code.

1 Introduction

The field of AI-assisted code generation and understanding has witnessed a rapid rise in adoption and capability over the past few years, with models increasingly integrated into real-world software development workflows (Jin et al., 2025). The reasons behind this trend include (i) the emergence of powerful, general-purpose large language models and (ii) the development of standardised benchmarks like HumanEval (Chen et al., 2021) and MBPP (Austin et al., 2021), which evaluate text-to-code generation. In this work, our focus is on the related task of checking *code-equivalence*:

given two pieces of code, p_1 and p_2 , how effective are LLMs in determining whether the two pieces of code are equivalent or not. While there are many definitions of equivalence in the literature, we focus on the most general one, which is *functional equivalence*, i.e., two programs are said to be equivalent if for any given input, they produce exactly the same output. Doing this task successfully can help with multiple auxiliary tasks, such as verifying the correctness of code rewrites, code translation, etc. While there has been a good amount of work in the classical literature on this task, using AST and program analysis (Baxter et al., 1998; Gabel et al., 2008), this is very tedious, does not scale, and often has multiple challenges. Of late, there have been some attempts to examine the capabilities of LLMs for the task of code-equivalence checking, with some of the approaches being parallel to our work (Maveli et al., 2025; Wei et al., 2025). We highlight the differences from these works, as well as contrast with other related work in Section 2.

In this work, we provide a general-purpose dataset to evaluate the robustness of LLMs for the undecidable task of code equivalence. The dataset is generated using the following steps: (a) we start with a repository of programs written to solve a

* Equal Contribution,
 Corresponding Authors:
 ishaangovil870@gmail.com, neevahoza@gmail.com

variety of programming tasks. (b) We construct a set of pairs of programs by randomly picking programs which (i) solve the same task (either correctly or incorrectly) (ii) solve different tasks. (c) each pair in the set is taken through a series of (randomly picked) pre-defined transformations, such as *variable renaming*, *swap of if-else blocks*, etc., to generate the corresponding perturbed pair. We note that some of the transformations are semantic preserving (sp), and others are not (np). These steps result in the dataset of perturbed pairs, and are referred to as CETBench. We perform a detailed analysis of relative performance among different pair categories, before and after introducing the perturbations. Our analysis shows that for a variety of SOTA LLMs, including both open source and closed source, the performance drops significantly on the perturbed dataset. Of specific interest is the drop in performance when the starting pair represents a single program. We present additional insights on LLM performance, we vary the difficulty level (MikeMirzayanov, 2018; Ebtekar, 2019) of the original program repository. Additional ablations present the variation in performance across a variety of LLMs, with varying kinds of transformations applied.

Finally, we present a simple fine-tuning-based approach to boost LLM performance on the unperturbed as well as perturbed datasets. Best results are obtained when the fine-tuning is done using a combination of pairs from the perturbed as well as unperturbed datasets. Overall, our experiments present deep insights into the working of LLMs for the task of code-equivalence checking for a variety of categories. Further, our findings clearly point to the fact that LLMs are still quite far from semantic understanding of underlying programs, and likely rely on statistical patterns for the task of code equivalence.

The contributions of this paper can be summarised as follows: (a) We present a novel dataset of perturbed program pairs generated via a series of code transformations applied randomly to pairs of programs in a repository. (b) We present a detailed analysis demonstrating a significant drop in LLM performance over the perturbed program pairs. We also present additional ablations across varying program difficulty, as well as the type of transformations applied. (c) We present a simple fine-tuning-based approach to boost LLM performance on the perturbed dataset, demonstrating that LLMs do have the capability to work with perturba-

tions but require explicit supervision to effectively deal with this task.

2 Related Work

Determining code equivalence—whether two programs yield identical outputs for all possible inputs—is a foundational challenge in computer science, relevant to program verification (Chakraborty et al., 2023), refactoring (Liu et al., 2025), translation (Roziere et al., 2020), and optimization (Rosas et al., 2024). While undecidable in the general case (Goldblatt and Jackson, 2012), several heuristic and formal methods have been developed.

Traditional Approaches: Static program analysis techniques (e.g., AST comparison (Baxter et al., 1998), data-flow analysis (Gabel et al., 2008)) struggle with semantics-preserving syntactic variations. Formal methods like symbolic execution (Kim et al., 2011) and SMT solving (Stolee et al., 2014) offer stronger guarantees but often lack scalability. Test-case-based execution is more practical and scalable in real-world settings; however, it has fundamental limitations in establishing true functional equivalence. This limitation arises because test suites inherently cover only a finite subset of potentially infinite program input domains and thus passing these tests merely indicates identical behaviour for those specific inputs rather than universal functional equivalence. Additionally, developing comprehensive test suites remains a significant practical challenge for complex, real-world software.

LLM-as-a-Judge for Code Evaluation: The *LLM-as-a-Judge* paradigm (Gu et al., 2024)—where LLMs are used to assess task outputs—has gained traction for its scalability and flexibility in both NLP (Zheng et al., 2023; Dong et al., 2024) and code-related tasks (Tong and Zhang, 2024; Zhuo, 2024; He et al., 2025). However, functional equivalence checking demands deeper semantic reasoning, making LLM reliability in this setting an open question. It requires more than understanding surface-level syntax or problem intent; it demands robust semantic reasoning to judge whether two programs, even if structurally dissimilar, will produce identical behaviour across all possible inputs.

Benchmarks for Code Equivalence: Prior datasets like BigCloneBench (Svajlenko et al., 2014) suffer from false positives and class imbal-

ance (Krinke and Ragkhitwetsagul, 2022). GPT-CloneBench (Alam et al., 2023) relies heavily on LLM-generated code, limiting its diversity. EqBench (Badihi et al., 2021) is limited in scale and diversity, with only 147 equivalent and 125 non-equivalent C/Java pairs, making it less suitable for robust LLM evaluation.

Recent Parallel Work: Two recent benchmarks are closely related to our work:

SeqCoBench: Maveli et al. (2025) apply over 20 single-step transformations to Python programs from MBPP (Austin et al., 2021), focusing on subtle functional changes. In contrast, CETBench applies composed sequences of up to seven transformations, often across distinct but algorithmically similar programs. Additionally, our work evaluates CETBench on frontier models such as GPT-4o, extending beyond the models used in SeqCoBench.

EquiBench: Wei et al. (2025) present a multi-language benchmark. While three of EquiBench’s six categories (OJ_A, OJ_V, OJ_VA) are Python-based and sourced from online judge submissions like CETBench, key differences remain:

- **Transformation Depth:** CETBench applies composed sequences of up to seven diverse transformations. In contrast, EquiBench’s OJ_A and OJ_V use single transformation types (algorithmic difference or variable renaming), while OJ_VA combines only two. Our compositional complexity provides a more rigorous test of LLM robustness.
- **Nature of Negative Pairs:** CETBench generates negative pairs via subtle, semantic-breaking changes between similar or identical programs, unlike EquiBench’s use of syntactically distinct wrong-answer submissions, which are often easier to classify.
- **Prompting Context:** EquiBench includes problem descriptions in prompts; CETBench omits them to focus solely on LLMs’ standalone code reasoning abilities.

3 CETBench: Constructing a Perturbation-Based Benchmark

To evaluate the ability of LLMs to determine program equivalence, we construct a perturbation-based benchmark that systematically generates *both* semantically equivalent and non-equivalent pairs of code. Our design mirrors practical scenarios in code translation (Roziere et al., 2020),

repair (Le Goues et al., 2019), and synthesis (Devlin et al., 2017), where seemingly minor changes in the code can either leave behaviour unchanged or silently change the intended behaviour of the code.

3.1 Source Corpora

Our benchmark is constructed by extending the CodeContests dataset¹, originally introduced by DeepMind to train AlphaCode (Li et al., 2022). It consists of approximately 10000 competitive programming problems curated from platforms such as Codeforces². Each problem includes complex problem descriptions, test cases (input–output pairs) for validation, correct/incorrect human solutions in multiple programming languages, and metadata including difficulty ratings, time/memory constraints, and competition source tags. For this benchmark implementation, we use Python-language solutions from the CodeContests dataset. However, our perturbation-based methodology is general and can be applied to other programming languages and datasets, as long as they include correct solutions to the problems.

For each problem, we group the solutions that solve it into a *cluster*. We denote a cluster of solutions for a given problem i as P_i . Such a cluster P_i may contain multiple solutions, including those that are correct, incorrect, syntactically different but functionally equivalent, or even identical. The entire collection of these clusters, across all N problems, is denoted $\mathcal{P} = \{P_1, \dots, P_N\}$.

3.2 Perturbation Pipeline

Our pipeline begins by sampling an initial pair of human-written programs, (s_1, s_2) , from \mathcal{P} using the SAMPLEPAIR function (see Algorithm 1). This function is designed to select pairs that reflect diverse initial relationships—such as being identical, functionally equivalent (but syntactically different), one correct and one incorrect solution to the same problem, or correct solutions to entirely different problems (these initial relationships are further detailed in Section 3.4).

Once an initial pair of programs is selected, the algorithm applies a sequence of k perturbations ($1 \leq k \leq K_{\max}$). Before applying any perturbations, the algorithm randomly decides whether the full sequence should preserve the original semantic

¹https://github.com/google-deepmind/code_contests

²<https://codeforces.com/>

relationship between the program pair or introduce a semantic break. To preserve semantics, all k perturbations must be semantic-preserving. To break semantics, at least one of the k perturbations must be semantic-non-preserving, with the remainder (if any) drawn from the semantic-preserving variants. At each step, one of the two programs (s_1 or s_2) is randomly selected for modification. A perturbation type is then randomly selected from the set of available types described in Section 3.3, and the corresponding variant—semantic-preserving or semantic-non-preserving—is applied based on the overall goal for the sequence. Algorithm 1 formalizes the procedure for generating perturbed code pairs via controlled semantic modifications.

Algorithm 1 Perturbed Program Pair Generation

Require: A set of solution clusters $\mathcal{P} = \{P_1, \dots, P_N\}$ with $P_i = \{s_{i1}, \dots, s_{i|P_i|}\}$; perturbation budget $K_{\max}, \text{max_tries}$

- 1: $\{s_1, s_2\} \leftarrow \text{SAMPLEPAIR}(\mathcal{P})$ \triangleright With probability p_{same} both from one P_i , else from different clusters
- 2: $k \sim \text{Uniform}(1, K_{\max})$ \triangleright Number of perturbations to apply.
- 3: $\text{preserve} \sim \text{Bernoulli}(0.5)$ \triangleright Decide if the k -step perturbation sequence should be net semantic-preserving.
- 4: **if not** preserve **then**
- 5: $k_{\text{neg}} \sim \text{Uniform}(1, k)$ \triangleright Number of semantic-non-preserving perturbations.
- 6: **else**
- 7: $k_{\text{neg}} \leftarrow 0$
- 8: **end if**
- 9: **for** $j = 1$ to $k - k_{\text{neg}}$ **do**
- 10: $\hat{s} \leftarrow \text{RANDOMCHOICE}(\{s_1, s_2\})$
- 11: Apply to \hat{s} : the *semantic-preserving version* of a randomly chosen perturbation type. Retry up to max_tries on failure.
- 12: **end for**
- 13: **for** $j = 1$ to k_{neg} **do**
- 14: $\hat{s} \leftarrow \text{RANDOMCHOICE}(\{s_1, s_2\})$
- 15: Apply to \hat{s} : the *semantic-non-preserving version* of a randomly chosen perturbation type. Retry up to max_tries on failure.
- 16: **end for**
- 17: **return** Perturbed solution pair

3.3 Types of Perturbations

Below we describe our proposed perturbation types. Each type has a semantic-preserving and

a semantic-non-preserving version. While the ‘semantic-preserving’ versions are designed based on transformations theoretically expected to maintain program behavior, we empirically validate this preservation for each such applied transformation by confirming that the resulting code passes the comprehensive suite of test cases associated with the original problem in the CodeContests dataset. Instances where this validation fails for an intended semantic-preserving transformation are not included in the benchmark as examples of successful semantic preservation. We provide error bounds on our perturbation code for each type of perturbation in Appendix D.

1. If-Else Swapping: *Semantic-preserving:* The if condition is logically negated, and the if/else blocks are interchanged, maintaining the original logic. *Non-preserving:* The if condition is logically negated, but blocks are *not* swapped.

Listing 1: If-else swapping examples

```
# Original
if a < b:
    print("A")
else:
    print("B")

# --- Semantic-preserving ---
if not (a > b):
    print("B")
else:
    print("A")

# --- Semantic-non-preserving ---
if not (a < b):
    print("A")
else:
    print("B")
```

2. For-While Swapping *Semantic-preserving:* Convert for loop to equivalent while. *Non-preserving:* Converted to a while loop with an intentional error, such as incorrect iterator initialization (as in example), a flawed loop condition, or an improper iterator update.

Listing 2: For-while swapping examples

```
# Original
for i in range(10):
    print(i)

# --- Semantic-preserving ---
i = 0
while i < 10:
    print(i)
    i += 1

# --- Semantic-non-preserving ---
i = 1
```



```
while i < 10:
    print(i)
    i += 1
```

3. If Condition Flipping: *Semantic-preserving:* The condition of an if statement is transformed to an equivalent form (e.g., ‘a<b’ to ‘not(a>=b)’), leaving the body unchanged. *Non-preserving:* The if condition’s relational operator is inverted (e.g., ‘a<b’ to ‘a>=b’) or the condition negated. Please refer to appendix A.1 for its example

4. Variable Renaming: *Semantic-preserving:* One or more randomly selected variables are consistently renamed to new, unique identifiers (e.g., random five-letter strings) across all their occurrences within their scope. *Non-preserving:* Similar to above, but for at least one selected variable, one of its occurrences is renamed to a different identifier than its other occurrences, effectively breaking its semantic link. Please check appendix A.1 for its example.

5. Boolean Variable Inversion: *Semantic-preserving:* The initialization of a selected boolean variable is inverted (e.g., True to False). All subsequent usages of this variable in conditions are then modified to use its negation (e.g., if(Flag) becomes if(not Flag)). *Non-preserving:* The initialization of a boolean variable is inverted, but its subsequent usages are not altered to reflect this change.

Listing 3: Boolean Variable Inversion examples

```
# Original
Flag = True
if Flag:
    print("Go")

# --- Semantic-preserving ---
Flag = False
if not Flag:
    print("Go")

# --- Semantic-non-preserving ---
Flag = False
if Flag:
    print("Go")
```

6. Statement Reordering: *Semantic-preserving:* Two data-independent statements (whose relative execution order doesn’t affect program outcome) are swapped. *Non-preserving:* Two data-dependent statements are swapped, potentially causing errors like using variables before definition or with stale values.

Listing 4: Statement Swap examples

```
# Original
a = 5
b = 0
print(2 * a)

# --- Semantic-preserving ---
a = 5
print(2 * a)
b = 0

# --- Semantic-non-preserving ---
print(2 * a)
b = 0
a = 5
```

7. Expression Reformatting: *Semantic-preserving:* A sub-expression is computed and stored in a new temporary variable, which then replaces the sub-expression in the main expression, maintaining the original computation. *Non-preserving:* A temporary variable may be used, but the main expression is reconstructed incorrectly (e.g., wrong operands/operators, re-introducing original terms), altering the result.

Listing 5: Expression reformatting examples

```
# Original
ans = a + b - c

# --- Semantic-preserving ---
temp = a + b
ans = temp - c

# --- Semantic-non-preserving ---
temp = a + b
ans = temp + b - c
```

3.4 Dataset Categorization:

Each resulting pair from Algorithm 1 assigned a structured label $\langle prefix, k, flag \rangle$. The *prefix* encodes the initial relationship of the pair before any perturbations were applied. The value *k* is the total number of perturbations that were actually applied. The *flag* indicates the net semantic effect of the perturbations. The following are the four possible values of the *prefix*:

id	identical correct submissions
fe	functionally equivalent but syntactically different solutions
ne	one correct, one incorrect submission
di	correct submissions of <i>different</i> problems

Example: A pair starting from correct solutions to *different problems* (di), then perturbed twice ($k = 2$), with one of those perturbations being a semantic-non-preserving ($k_{neg} = 1$), would be labeled $\langle di, 2, np \rangle$.

Our benchmark results in program pairs classified into *eight categories* by their structured labels (reflecting four initial relationship types combined with two overall semantic impact flags). Table 1 summarises the distribution of original and perturbed program pairs across the eight structured categories. For the benchmark test set, we chose $K_{max} = 5$. Hence, k ranges from 1 through 5. For more discussion on the choice of sample count, please refer to C.1. CETBench enables a comprehensive and fine-grained assessment of large language models under controlled semantic variation, facilitating systematic analysis of model robustness and failure modes across different solution types and perturbation impacts.

Original Category	Sample Count	Perturbed Category	Sample Count
id	400	$\langle id, k, np \rangle$	200
		$\langle id, k, sp \rangle$	200
fe	2000	$\langle fe, k, np \rangle$	1000
		$\langle fe, k, sp \rangle$	1000
ne	2000	$\langle ne, k, np \rangle$	1000
		$\langle ne, k, sp \rangle$	1000
di	400	$\langle di, k, np \rangle$	200
		$\langle di, k, sp \rangle$	200

Table 1: Sample Counts of original and perturbed program-pairs

4 Experiments

4.1 Methodology

To observe the effect of perturbation on LLM’s performance of equivalence checking, we curate two parallel sets of pairs of codes. One set contains the categorised perturbed code pairs generated using our Dataset generation method, while the other contains the corresponding original pairs (prior to perturbation) for each perturbed pair. For benchmarking, we use problems of 900 level of difficulty from the CodeContests dataset. We prompt various LLMs to check whether the codes in a given pair are semantically equivalent for both sets. Detailed description of the prompts is present in the Appendix A. The LLMs used in the experiments are Qwen: Qwen2.5-Coder-7B-Instruct, Mistral: Mistral-7B-Instruct-v0.3, DSC: Deepseek-coder-6.7b-instruct, GPT-4o: GPT-4o-2024-08-06. We report accuracy and F1 scores as our evaluation metric.

4.2 Main Results

Table 2 shows the effect of perturbations on various models for the task of code similarity detection.

There are four values corresponding to each category (id, fe, ne, and di). Within each row, the left column corresponds to non-semantic-preserving perturbations, and the right column to semantic-preserving perturbations. Overall accuracy and F1 scores are computed by aggregating results across all four categories, for both the original (top row) and perturbed (bottom row) code pairs. We observe a significant decrease in overall performance across 4 different LLMs. We observe that for the *id* category - i.e. pairs of identical code, all models have a significant drop in performance after perturbation, while having nearly 100% accuracy on the corresponding unperturbed set. Moreover, a similar trend is observed for *fe* category - i.e. functionally equivalent original pairs. This suggests that models severely struggle to tell similar-looking code as inequivalent on adding simple perturbations. This drop in performance is very surprising given how easy it is for humans to spot semantically non-preserving differences in a pair of otherwise identical code.

4.3 Ablation Analysis

We conduct a comprehensive analysis to understand how various models respond to three key factors: the presence of Chain-of-Thought (CoT) reasoning, different difficulty levels of the problem, and the type of perturbation applied.

4.3.1 Effect of Chain of Thought Prompt

We observe that asking the model to first generate a chain of thought of reasoning before concluding to the final answers helps weaker models like Mistral, Qwen significantly. We observe significant boost in their performance in both original pairs as well as the perturbed pairs as compared to prompting without chain of thought. However, we observe a drop in the performance of GPT-4o in perturbed pairs. This signifies the brittleness of reasoning for equivalence on the generated perturbations.

4.3.2 Increasing Problem Difficulty Level

We also investigate how LLM model performance varies with increasing problem difficulty, using levels 900, 1200, 1600, 1900, and 2200, which represent a progression from simple, beginner-level problems to complex tasks requiring advanced algorithmic reasoning. These levels correspond to Codeforces problem ratings, a widely used metric in competitive programming. As shown in Fig 1a and Fig 1b, there is a drop in accuracy—both be-

Model	id		fe		ne		di		Acc	W-Acc	Mac-F1	Mic-F1	PosF1	NegF1
	np	sp	np	sp	np	sp	np	sp						
GPT-4o	99.5	100.0	72.5	73.0	67.7	66.7	100.0	100.0	84.9	84.9	91.1	76.8	75.5	78.1
	81.0	97.0	77.4	71.8	91.8	72.2	100.0	100.0	86.4	85.7	92.3	77.3	66.66	88.1
Qwen	100.0	99.0	80.7	78.7	44.0	42.9	100.0	100.0	80.6	80.6	81.2	81.2	72.5	66.8
	30.5	98.0	39.7	76.9	61.4	47.6	99.5	100.0	69.2	69.2	78.7	78.7	69.2	78.7
Mistral	100.0	100.0	90.3	90.3	25.2	24.7	86.5	89.5	76.3	76.3	82.6	65.1	71.7	58.4
	0.2	98.0	16.5	86.5	33.0	27.8	90.0	89.0	56.6	68.3	64.4	49.9	44.8	54.9
DSC	100.0	100.0	100.0	99.9	0.1	0.3	2.5	2.0	50.6	50.6	51.1	32.5	63.1	1.9
	0.0	99.5	0.0	99.9	1.2	0.3	2.5	2.5	26.3	50.6	27.8	20.2	37.6	2.8

Table 2: Results comparing performance of various models. Acc is the overall accuracy. W-Acc is accuracy after re-weighting examples to have equal weight on positively and negatively labelled examples. Both Macro F1 and Micro F1 are also reported.

Model	id		fe		ne		di		Acc	W-Acc	Mac-F1	Mic-F1	PosF1	NegF1
	np	sp	np	sp	np	sp	np	sp						
GPT-4o	100.0	100.0	76.2	76.3	60.5	61.1	100.0	100.0	84.3	84.2	90.5	75.7	75.3	76.2
	65.5	99.0	47.6	74.6	74.0	66.4	100.0	100.0	78.3	81.1	86.6	68.0	56.6	79.5
Qwen	100.0	98.5	56.8	57.7	54.5	57.5	99.0	100.0	79.6	79.6	87.3	69.0	67.6	70.4
	24.1	85.7	43.3	58.9	63.5	59.6	99.5	99.5	66.7	68.6	77.2	58.0	77.2	43.9
Mistral	100.0	98.9	56.8	57.7	63.7	64.5	96.0	93.0	78.8	78.8	86.9	68.4	65.5	71.5
	1.57	94.9	39.6	59.6	59.0	60.2	93.0	89.5	62.1	67.2	71.5	55.9	42.8	68.9
DSC	98.9	98.7	87.2	87.2	23.8	24.0	89.0	86.0	74.3	74.3	81.1	62.4	69.4	55.5
	16.7	92.3	18.8	85.2	30.4	26.0	92.0	89.5	56.3	48.5	65.8	67.1	43.8	53.2

Table 3: Results comparing various models using COT prompt

fore and after-perturbation across difficulty levels. The drop, however remains constant across difficulty levels which suggests that whether the problem is basic or complex, introducing perturbations impacts model’s reasoning in a similar way. For GPT-4o, we observe fluctuations in performance. Further, we note that While drop for GPT-4o in terms of accuracy is negative, it is primarily due to high performance on ne and di categories. For closer analysis, we refer to the corresponding graph in Appendix B plotting W. Acc vs difficulty level, where we see that drop is always positive across difficulty levels, pointing to nuanced performance behavior of highly complex models.

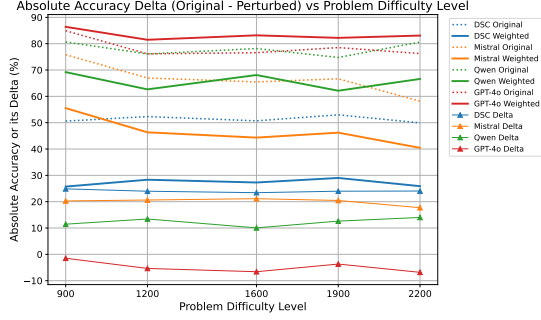
4.3.3 Type of Perturbation Applied

We also analysed how different types of perturbations impact the model by comparing the performance drop (delta) before and after applying each perturbation. We chose 5 perturbation types for which dataset generation was the quickest. Fig 1a shows that logic-altering perturbations like

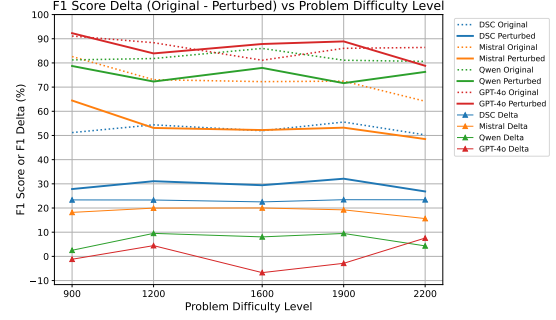
boolean inversion (section 3.3.5), if-condition flipping (section 3.3.3), and if-else swapping (section 3.3.1) have a slightly higher delta, indicating that the model struggles to understand the transformed logic. In contrast, surface-level changes such as variable renaming (section 3.3.4) and statement re-ordering (section 3.3.6) are comparatively easier for the models to interpret, resulting in comparatively slightly lower delta values.

4.4 Finetuning

We fine-tune multiple large language models (LLMs) using combinations of perturbed and original training splits from the dataset. To assess generalisation capabilities, we evaluate model performance on two test sets: one derived from the original data distribution and one from the perturbed distribution. We observe improvement in performance on the perturbed test set while finetuning on the perturbed train set, demonstrating the effectiveness of the set for learning equivalence under perturbed changes. Our best models for each LLM

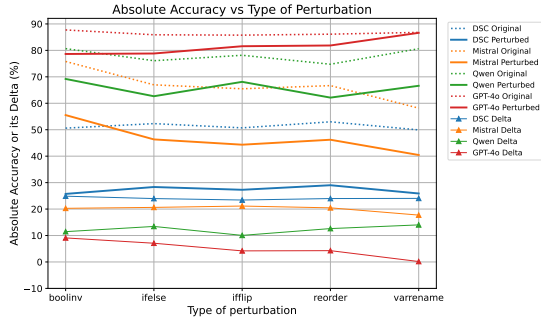


(a) Accuracy vs Problem Difficulty

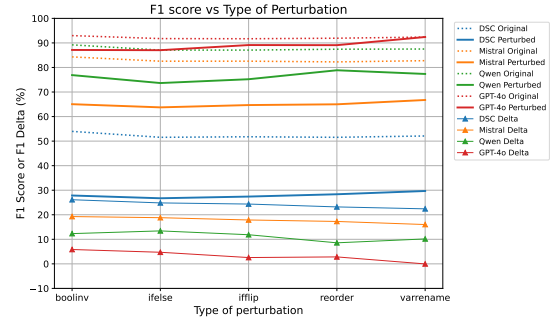


(b) F1 score vs Problem Difficulty

Figure 1: Change in Accuracy and F1 with varying Difficulty Level for different Models



(a) Accuracy vs Perturbation Type



(b) F1 score vs Perturbation Type

Figure 2: Change in Accuracy and F1 with varying Perturbation Types for different Models

Model	id		fe		ne		di		Acc	W-Acc	Mac-F1	Mic-F1	PosF1	NegF1
	np	sp	np	sp	np	sp	np	sp						
Qwen	98.0	97.0	81.0	81.5	46.3	45.1	99.5	99.0	80.9	80.9	87.6	71.5	73.1	69.8
	82.7	96.5	82.2	90.1	85.3	39.4	99.5	97.5	84.2	87.3	90.1	75.8	66.9	84.8
Mistral	100.0	99.5	63.6	63.7	61.5	59.3	99.0	98.5	80.6	80.6	88.0	65.7	87.7	64.7
	77.0	87.5	76.7	67.6	87.5	55.6	100.0	98.0	81.2	80.0	88.9	71.2	58.5	83.9
DSC	100.0	100.0	84.1	83.9	42.6	41.0	99.5	100.0	81.3	81.3	87.5	71.2	73.6	68.7
	89.0	91.41	84.2	88.9	87.4	39.0	100.0	98.5	84.8	86.5	90.4	76.2	67.0	85.4

Table 4: Effect of finetuning

are the ones obtained by training them on combined original and perturbed training sets. These models show improvement in performance on both the original and perturbed test sets and outperform the best-performing vanilla GPT-4o model.

5 Conclusion

We have introduced CETBench, a comprehensive benchmark for evaluating LLMs on the task of code-equivalence checking via controlled program transformations. Our experiments show that even simple perturbations applied to program code can significantly degrade the performance of state-of-the-art LLMs, highlighting their limitations in

understanding functional semantics CETBench’s methodology is generalizable, supporting extension to multiple programming languages and transformation types, and enables deeper analysis of LLM capabilities. Fine-tuning with perturbed examples improves performance, suggesting room for enhancement through targeted supervision. These findings underscore that current LLMs rely heavily on surface patterns rather than true semantic understanding of code. Directions for future work include experimenting with additional datasets and thinking about whether models can be made to explain why they think two programs are equivalent (or not), resulting in better explainability.

Limitations

While our analysis presents deep insights into the performance of LLMs on the task of code equivalence under various perturbations, several limitations remain. First, our evaluation is primarily restricted to a single programming language (Python), highlighting the need to explore other languages to assess the generality of observed trends. Second, although we have performed experiments on a diverse set of models, the findings may not hold true for other models or future versions of the current models.

The dataset uses a binary Yes/No labelling scheme for functional equivalence, which oversimplifies nuanced cases where equivalence may be partial, conditional, or input-dependent. Furthermore, while the transformation set covers a wide range of syntactic and semantic changes, it is not exhaustive. Real-world coding variations—such as advanced refactoring patterns, concurrency-related modifications, or differences in library usage—are not fully captured.

Finally, although fine-tuning leads to performance gains within the distribution of the dataset, it remains unclear how well these models generalise to unseen perturbation types or real-world scenarios that lack the synthetic structure of our benchmarks.

References

- Ajmain I Alam, Palash R Roy, Farouq Al-Omari, Chanchal K Roy, Banani Roy, and Kevin A Schneider. 2023. Gptclonebench: A comprehensive benchmark of semantic clones and cross-language clones using gpt-3 model and semanticclonebench. In *2023 IEEE International Conference on Software Maintenance and Evolution (ICSME)*, pages 1–13. IEEE.
- Jacob Austin, Augustus Odena, Maxwell Nye, Maarten Bosma, Henryk Michalewski, David Dohan, Ellen Jiang, Carrie J. Cai, Michael Terry, Quoc V. Le, and Charles Sutton. 2021. [Program synthesis with large language models](#). *ArXiv*, abs/2108.07732.
- Sahar Badihi, Yi Li, and Julia Rubin. 2021. Eqbench: A dataset of equivalent and non-equivalent program pairs. In *2021 IEEE/ACM 18th International Conference on Mining Software Repositories (MSR)*, pages 610–614. IEEE.
- Ira D Baxter, Andrew Yahin, Leonardo Moura, Marcelo Sant’Anna, and Lorraine Bier. 1998. Clone detection using abstract syntax trees. In *Proceedings. International Conference on Software Maintenance (Cat. No. 98CB36272)*, pages 368–377. IEEE.
- Saikat Chakraborty, Shuvendu Lahiri, Sarah Fakhoury, Akash Lal, Madanlal Musuvathi, Aseem Rastogi, Aditya Senthilnathan, Rahul Sharma, and Nikhil Swamy. 2023. Ranking llm-generated loop invariants for program verification. In *Findings of the Association for Computational Linguistics: EMNLP 2023*, pages 9164–9175.
- Mark Chen, Jerry Tworek, Heewoo Jun, Qiming Yuan, Henrique Pondé, Jared Kaplan, Harrison Edwards, Yura Burda, Nicholas Joseph, Greg Brockman, Alex Ray, Raul Puri, Gretchen Krueger, Michael Petrov, Heidy Khlaaf, Girish Sastry, Pamela Mishkin, Brooke Chan, Scott Gray, and 34 others. 2021. [Evaluating large language models trained on code](#). *ArXiv*, abs/2107.03374.
- Jacob Devlin, Jonathan Uesato, Surya Bhupatiraju, Rishabh Singh, Abdel-rahman Mohamed, and Pushmeet Kohli. 2017. Robustfill: Neural program learning under noisy i/o. In *International conference on machine learning*, pages 990–998. PMLR.
- Yijiang Dong, Tiancheng Hu, and Nigel Collier. 2024. Can llm be a personalized judge? In *Findings of the Association for Computational Linguistics: EMNLP 2024*, pages 10126–10141.
- Aram Eftekar. 2019. [How to interpret contest ratings](#). Codeforces Blog. Accessed: 2025-05-18.
- Mark Gabel, Lingxiao Jiang, and Zhendong Su. 2008. Scalable detection of semantic clones. In *Proceedings of the 30th international conference on Software engineering*, pages 321–330.
- Robert Goldblatt and Marcel Jackson. 2012. Well-structured program equivalence is highly undecidable. *ACM Transactions on Computational Logic (TOCL)*, 13(3):1–8.
- Jiawei Gu, Xuhui Jiang, Zhichao Shi, Hexiang Tan, Xuehao Zhai, Chengjin Xu, Wei Li, Yinghan Shen, Shengjie Ma, Honghao Liu, and 1 others. 2024. A survey on llm-as-a-judge. *arXiv preprint arXiv:2411.15594*.
- Junda He, Jieke Shi, Terry Yue Zhuo, Christoph Treude, Jiamou Sun, Zhenchang Xing, Xiaoning Du, and David Lo. 2025. From code to courtroom: Llms as the new software judges. *arXiv preprint arXiv:2503.02246*.
- Haolin Jin, Linghan Huang, Haipeng Cai, Jun Yan, Bo Li, and Huaming Chen. 2025. [From llms to llm-based agents for software engineering: A survey of current, challenges and future](#). *Preprint*, arXiv:2408.02479.
- Heejung Kim, Yungbum Jung, Sunghun Kim, and Kwankeun Yi. 2011. Mecc: memory comparison-based clone detector. In *Proceedings of the 33rd International Conference on Software Engineering*, pages 301–310.

- Jens Krinke and Chaiyong Ragkhitwetsagul. 2022. Big-clonebench considered harmful for machine learning. In *2022 IEEE 16th International Workshop on Software Clones (IWSC)*, pages 1–7. IEEE.
- Claire Le Goues, Michael Pradel, and Abhik Roychoudhury. 2019. Automated program repair. *Communications of the ACM*, 62(12):56–65.
- Yujia Li, David Choi, Junyoung Chung, Nate Kushman, Julian Schrittwieser, Rémi Leblond, Tom Eccles, James Keeling, Felix Gimeno, Agustin Dal Lago, Thomas Hubert, Peter Choy, Cyprien de Masson d’Autume, Igor Babuschkin, Xinyun Chen, Po-Sen Huang, Johannes Welbl, and 11 others. 2022. [Competition-level code generation with alphacode](#). *Science*, 378:1092 – 1097.
- Bo Liu, Yanjie Jiang, Yuxia Zhang, Nan Niu, Guangjie Li, and Hui Liu. 2025. Exploring the potential of general purpose llms in automated software refactoring: an empirical study. *Automated Software Engineering*, 32(1):26.
- Nickil Maveli, Antonio Vergari, and Shay B Cohen. 2025. [What can large language models capture about code functional equivalence?](#) In *Findings of the Association for Computational Linguistics: NAACL 2025*, pages 6865–6903, Albuquerque, New Mexico.
- MikeMirzayanov. 2018. [Codeforces: Problem difficulties](#). Codeforces Blog. Accessed: 2025-05-18.
- Miguel Romero Rosas, Miguel Torres Sanchez, and Rudolf Eigenmann. 2024. Should ai optimize your code? a comparative study of current large language models versus classical optimizing compilers. *arXiv preprint arXiv:2406.12146*.
- Baptiste Roziere, Marie-Anne Lachaux, Lowik Chansot, and Guillaume Lample. 2020. Unsupervised translation of programming languages. *Advances in neural information processing systems*, 33:20601–20611.
- Kathryn T Stolee, Sebastian Elbaum, and Daniel Dobos. 2014. Solving the search for source code. *ACM Transactions on Software Engineering and Methodology (TOSEM)*, 23(3):1–45.
- Jeffrey Svajlenko, Judith F Islam, Iman Keivanloo, Chanchal K Roy, and Mohammad Mamun Mia. 2014. Towards a big data curated benchmark of inter-project code clones. In *2014 IEEE International Conference on Software Maintenance and Evolution*, pages 476–480. IEEE.
- Weixi Tong and Tianyi Zhang. 2024. Codejudge: Evaluating code generation with large language models. In *Proceedings of the 2024 Conference on Empirical Methods in Natural Language Processing*, pages 20032–20051.
- Anjiang Wei, Jiannan Cao, Ran Li, Hongyu Chen, Yuhui Zhang, Ziheng Wang, Yaofeng Sun, Yuan Liu, Thiago SFX Teixeira, Diyi Yang, and 1 others. 2025. Equibench: Benchmarking code reasoning capabilities of large language models via equivalence checking. *arXiv preprint arXiv:2502.12466*.
- Lianmin Zheng, Wei-Lin Chiang, Ying Sheng, Siyuan Zhuang, Zhanghao Wu, Yonghao Zhuang, Zi Lin, Zhuohan Li, Dacheng Li, Eric P Xing, and 1 others. 2023. Judging llm-as-a-judge with mt-bench and chatbot arena. In *Proceedings of the 37th International Conference on Neural Information Processing Systems*, pages 46595–46623.
- Terry Yue Zhuo. 2024. Ice-score: Instructing large language models to evaluate code. In *Findings of the Association for Computational Linguistics: EACL 2024*, pages 2232–2242.

Basic Prompt

Given two programs, you must check if they solve the same problem - that is, for any input, they must produce identical outputs.

Your task is to answer only with one word: Yes or No.

No explanation, no extra words, no formatting.

Program 1: {prog1}

Program 2: {prog2}

COT Prompt

You are given two programs. Your task is to analyze whether they solve the same problem — meaning, for any given input, both programs must always produce identical outputs.

Start by reasoning step-by-step through the logic and structure of both programs. You must write your reasoning steps.

After your analysis, you must end your response with exactly one of the following:

FINAL_ANSWER_IS_YES

FINAL_ANSWER_IS_NO

Only use this exact format for the final answer, and do not write anything after it.

Program 1: {prog1}

Program 2: {prog2}

A Experimental Details

```
n, m = map(int, input().split())
a = sorted(list(map(int, input().split())))
res = a[n-1] - a[0]
for i in range(m - n + 1):
    temp = a[i+n-1] - a[i]
    if temp < res: res = temp
print(res)
```

(a) Original Code

```
shfxn, hkdgf = map(int, input().split())
a = sorted(list(map(int, input().split())))
res = a[shfxn - 1] - a[0]
for i in range(hkdgf - shfxn + 1):
    temp = a[i + shfxn - 1] - a[i]
    if temp < res:
        res = temp
print(res)
```

(b) Perturbed Pair program -1

```
firig, ozsoi = map(int, input().split())
res = a[firig - 1] - a[0]
a = sorted(list(map(int, input().split())))
for i in range(ozsoi - firig + 1):
    temp = a[i + firig - 1] - a[i]
    if temp < res:
        res = temp
print(res)
```

(c) Perturbed Pair program -2

Figure 3: Example of perturbation on programs.

To keep our results reproducible, we use these hyperparameters of LLMs in our experiments: We set sampling to False, temperature to 0.

For finetuning, we used LoRA finetuning using A100 GPU. We finetuned for nearly 48 GPU hours and selected the model with the least validation loss. The training and validation datasets were generated by the same algorithm 1. We initially split the 900-level problems in the CodeContests dataset into sets of 8, 8 and 40 problems, respectively, for test, validation and train sets. We then use the correct and incorrect submissions to these sets of problems to get the solution clusters for sampling. We used 2000 examples of each of the 8 categories and their original pairs for training. And we used 200 examples of each of the categories in the validation set. We experimented with learning rates from $1e - 3$ to $1e - 6$, and experimented with different combinations of $[q_proj, k_proj, v_proj, o_proj]$ layers for LoRA.

We made use of the **trl** library for SFTTrainer for finetuning and **ast** and **astor** libraries for dataset perturbation.

A.1 Examples of remaining types of perturbation

Listing 6: If flipping examples

```
# Original
if a < b:
    print("bigger")

# --- Semantic-preserving ---
if not (a >= b):
    print("bigger")

# --- Semantic-non-preserving ---
if a >= b:
    print("bigger")
```

Listing 7: Variable renaming examples

```
# Original
x = 10
y = 15
if x > y:
    print("bigger")

# --- Semantic-preserving ---
abcde = 10
hogav = 15
if abcde > hogav:
    print("bigger")

# --- Semantic-non-preserving ---
abcde = 10
hogav = 15
if noagd > hogav: # inconsistent renaming
    print("bigger")
```

B Extended Analysis

As we perturb the dataset to generate equal halves of the four original categories into *sp* and *np*, the previously positive samples from *id* and *fe* categories now have half of the samples as positive and the remaining half as negative. Due to this, in the final perturbed dataset, we have 75% negative samples and the remaining 25% as positive samples. We want the model to be equally good on both positives and negatives. Hence, we evaluate the performance on weighted accuracy, which takes the average of average accuracy on positive samples and the same on negative samples. Below are the plots for this metric for the ablations of sections 4.3.2 and 4.3.3. Tables 5 through 12 contain detailed results of analysis experiments.

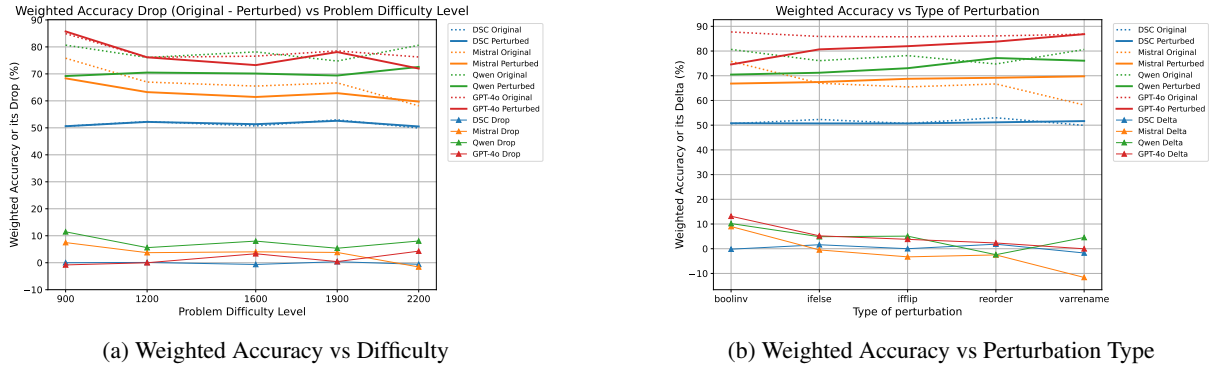


Figure 4: Change in Weighted accuracy and F1 with varying Difficulty Level and varying Perturbation Types for different Models

Model	id		fe		ne		di		Acc	W-Acc	Mac-F1	Mic-F1	PosF1	NegF1
	np	sp	np	sp	np	sp	np	sp						
900	99.5	100.0	72.5	73.0	67.7	66.7	100.0	100.0	84.9	84.9	91.1	76.8	75.5	78.1
	81.0	97.0	77.4	71.8	91.8	72.2	100.0	100.0	86.4	85.7	92.3	77.3	66.66	88.1
1200	100.0	99.5	40.2	40.3	65.2	63.9	100.0	100.0	76.6	76.6	81.1	59.1	44.9	73.3
	78.5	92.5	86.2	38.4	87.7	68.6	100.0	100.0	81.4	76.1	88.4	66.0	47.7	84.4
1600	100.0	99.5	17.4	18.9	87.9	88.9	100.0	100.0	76.6	76.6	81.1	59.1	44.9	73.3
	76.5	88.0	96.4	18.8	97.1	90.8	100.0	100.0	83.2	73.2	87.8	64.2	40.7	87.6
1900	99.5	100.0	47.8	45.1	66.6	68.7	100.0	100.0	78.5	78.5	86.0	66.1	60.7	71.5
	71.0	98.0	81.6	41.8	92.5	72.8	100.0	100.0	82.2	78.1	88.9	68.2	51.1	85.3
2200	100.0	100.0	10.0	9.4	96.7	94.0	100.0	100.0	76.2	76.2	78.8	56.2	38.5	74.0
	72.0	91.0	97.4	8.5	99.4	96.4	100.0	100.0	83.1	72.0	86.4	60.8	33.5	88.0

Table 5: Effect of varying difficulty level on GPT-4o model.

Model	id		fe		ne		di		Acc	W-Acc	Mac-F1	Mic-F1	PosF1	NegF1
	np	sp	np	sp	np	sp	np	sp						
900	100.0	99.0	80.7	78.7	44.0	42.9	100.0	100.0	80.6	80.6	81.2	81.2	72.5	66.8
	30.5	98.0	39.7	76.9	61.4	47.6	99.5	100.0	69.2	69.2	78.7	78.7	69.2	78.7
1200	100.0	100.0	81.4	80.9	24.2	22.2	100.0	100.0	76.1	76.1	81.8	62.5	68.1	57.0
	26.0	95.0	32.5	77.3	42.1	28.4	100.0	100.0	62.6	70.5	72.3	53.2	45.0	61.5
1600	100.0	100.0	57.4	60.3	53.7	53.7	100.0	100.0	78.1	78.1	86.0	66.1	64.1	68.2
	21.0	92.5	53.4	55.9	64.9	57.1	100.0	100.0	68.1	70.1	77.9	59.0	44.4	73.6
1900	100.0	100.0	76.9	73.2	24.7	23.3	100.0	100.0	74.8	74.8	81.1	60.6	65.3	55.9
	30.5	98.0	39.7	76.9	61.4	47.6	99.5	100.0	62.1	69.4	71.6	52.8	43.1	62.4
2200	100.0	100.0	77.5	78.6	45.9	44.5	99.2	99.3	80.6	80.6	87.4	70.3	71.8	68.8
	19.0	96.0	39.1	73.0	59.6	51.1	96.5	98.6	66.6	72.6	76.3	59.3	48.4	70.2

Table 6: Effect of varying difficulty level on Qwen model.

Model	id		fe		ne		di		Acc	W-Acc	Mac-F1	Mic-F1	PosF1	NegF1
	np	sp	np	sp	np	sp	np	sp						
900	100.0	100.0	90.3	90.3	25.2	24.7	86.5	89.5	76.3	76.3	82.6	65.1	71.7	58.4
	0.2	98.0	16.5	86.5	33.0	27.8	90.0	89.0	56.6	68.3	64.4	49.9	44.8	54.9
1200	100.0	100.0	95.5	96.5	10.7	8.6	61.0	63.5	66.9	66.9	73.1	53.5	68.1	38.8
	1.5	99.0	4.5	95.1	16.2	12.9	74.0	67.5	46.3	63.2	53.1	39.4	42.2	36.5
1600	98.9	98.4	96.1	96.0	10.8	11.1	58.5	54.0	65.5	65.5	72.3	52.6	67.5	37.7
	3.0	97.0	5.4	94.3	16.1	14.4	63.5	61.0	44.3	61.4	52.2	38.3	41.5	35.0
1900	99.5	99.5	96.5	94.8	8.0	7.6	64.5	63.0	66.7	66.7	72.5	52.5	67.5	37.5
	2.0	99.5	7.4	92.8	13.4	12.6	70.5	71.5	46.2	62.8	53.2	39.0	41.6	36.4
2200	99.5	100.0	99.5	99.3	13.0	13.0	19.7	21.9	58.2	58.2	64.1	46.4	66.7	26.2
	0.5	99.5	3.8	97.1	18.3	17.3	39.8	47.3	40.4	59.7	48.5	36.2	41.5	30.8

Table 7: Effect of varying difficulty level on Mistral model.

Model	id		fe		ne		di		Acc	W-Acc	Mac-F1	Mic-F1	PosF1	NegF1
	np	sp	np	sp	np	sp	np	sp						
900	100.0	100.0	100.0	99.9	0.1	0.3	2.5	2.0	50.6	50.6	51.1	32.5	63.1	1.9
	0.0	99.5	0.0	99.9	1.2	0.3	2.5	2.5	26.3	50.6	27.8	20.2	37.6	2.8
1200	100.0	99.5	99.8	99.7	0.1	0.4	9.0	10.0	52.3	52.3	54.4	34.8	63.9	5.6
	1.0	100.0	1.2	99.9	1.0	0.6	12.5	10.5	28.3	52.2	31.1	22.1	38.2	5.9
1600	98.9	98.4	99.6	99.7	0.7	0.3	3.0	5.0	50.7	50.7	52.0	33.1	63.2	3.0
	0.5	99.5	0.8	99.5	1.5	0.5	10.5	5.5	27.3	51.4	29.4	21.2	37.9	4.5
1900	99.6	100.0	99.6	99.7	0.4	0.7	11.0	13.0	53.0	53.0	55.5	35.7	64.1	7.3
	0.0	100.0	1.0	99.6	0.8	0.7	15.5	14.5	29.0	52.6	32.1	22.6	38.3	7.0
2200	98.5	99.5	100.0	100.0	0.0	0.0	1.1	0.0	49.9	49.9	50.2	31.8	63.1	0.4
	1.0	99.5	0.5	100.0	0.6	0.1	2.8	2.7	25.9	50.5	26.8	19.7	37.7	1.8

Table 8: Effect of varying difficulty level on Deepseek-Coder model.

Model	id		fe		ne		di		Acc	W-Acc	Mac-F1	Mic-F1	PosF1	NegF1
	np	sp	np	sp	np	sp	np	sp						
boolinv	100.0	100.0	72.4	71.8	80.4	77.2	100.0	100.0	87.7	87.7	93.0	80.9	78.9	82.9
	79.0	61.0	52.5	71.9	86.2	78.5	100.0	100.0	78.6	74.6	87.1	70.7	57.8	83.6
ifelse	100.0	100.0	75.9	75.6	66.1	69.6	100.0	100.0	85.9	85.9	91.7	78.2	77.2	79.3
	60.1	95.0	49.3	73.8	79.5	72.8	100.0	100.0	78.8	80.7	87.0	69.8	58.1	81.5
ifflip	100.0	100.0	73.8	72.6	70.1	70.1	99.5	100.0	85.8	85.8	91.7	78.0	76.6	79.5
	60.1	95.0	49.3	73.8	79.5	72.8	100.0	100.0	78.8	80.7	87.0	69.8	58.1	81.5
reorder	100.0	100.0	75.3	76.8	69.1	67.8	100.0	100.0	86.1	86.1	91.9	78.6	77.6	79.6
	71.0	98.0	81.6	41.8	92.5	72.8	100.0	100.0	81.8	83.8	89.1	74.5	63.8	85.3
varrename	100.0	100.0	75.6	77.3	72.0	69.5	100.0	100.0	86.8	86.8	92.4	79.6	78.5	80.8
	79.0	100.0	75.5	74.4	93.0	71.7	100.0	99.5	86.6	86.8	92.4	78.0	67.8	88.2

Table 9: Effect of different perturbations on GPT-4o model.

Model	id		fe		ne		di		Acc	W-Acc	Mac-F1	Mic-F1	PosF1	NegF1
	np	sp	np	sp	np	sp	np	sp						
boolinv	100.0	99.5	77.3	76.3	51.3	56.9	99.5	100.0	82.6	82.6	89.2	73.4	73.6	73.1
	30.5	81.0	28.9	75.2	58.0	59.7	100.0	100.0	66.7	70.5	76.9	59.3	48.3	70.4
ifelse	99.5	100.0	80.2	78.0	48.1	44.2	100.0	100.0	80.4	80.4	87.1	69.9	71.7	68.1
	23.2	92.5	24.9	78.4	46.1	47.6	100.0	100.0	64.1	71.2	73.6	55.8	46.8	64.9
ifflip	99.5	100.0	80.5	79.8	42.8	41.8	100.0	100.0	80.5	80.5	87.1	70.0	72.0	68.0
	30.3	97.0	25.2	78.5	48.9	45.8	100.0	100.0	65.7	73.0	75.2	56.5	47.5	65.6
reorder	100.0	100.0	82.2	83.2	42.6	41.5	100.0	100.0	81.2	81.2	87.4	70.9	73.2	68.6
	25.5	100.0	45.0	83.2	63.3	42.7	100.0	100.0	70.0	77.2	78.9	62.8	53.3	72.3
varrename	100.0	100.0	82.5	83.3	42.4	42.1	100.0	100.0	81.3	81.3	87.5	71.0	73.3	68.7
	20.0	100.0	37.4	81.9	63.6	46.3	100.0	100.0	68.6	76.1	77.3	61.7	52.2	71.2

Table 10: Effect of different perturbations on Qwen model.

Model	id		fe		ne		di		Acc	W-Acc	Mac-F1	Mic-F1	PosF1	NegF1
	np	sp	np	sp	np	sp	np	sp						
boolinv	99.5	99.0	81.9	82.5	36.7	38.7	84.5	88.0	76.4	76.4	84.3	66.6	70.4	62.7
	1.5	96.0	20.1	80.0	37.6	37.3	88.5	89.0	56.2	66.8	65.0	50.2	43.8	56.6
ifelse	99.4	100.0	88.1	88.3	25.6	27.7	90.0	89.5	76.0	76.0	82.6	65.0	71.7	58.3
	0.5	94.0	14.9	86.9	27.6	31.1	93.5	94.5	55.9	67.4	63.7	48.7	44.3	53.1
ifflip	99.5	100.0	87.9	89.0	27.7	25.1	88.5	91.5	76.1	76.1	82.6	64.6	70.8	58.3
	30.3	97.0	25.2	78.5	48.9	45.8	100.0	100.0	56.8	68.8	64.7	48.8	44.6	53.0
reorder	100.0	100.0	88.8	87.8	24.8	26.7	89.0	89.5	75.8	75.8	82.3	64.1	70.6	57.6
	25.5	100.0	45.0	83.2	63.3	42.7	100.0	100.0	57.4	69.2	65.0	51.0	45.6	56.4
varrename	100.0	100.0	88.6	90.0	24.1	28.6	92.0	89.0	76.5	76.5	82.8	65.0	71.3	58.7
	0.4	100.0	22.0	84.5	37.2	35.1	94.5	91.0	58.5	69.8	66.7	51.9	45.9	57.9

Table 11: Effect of different perturbations on Mistral model.

Model	id		fe		ne		di		Acc	W-Acc	Mac-F1	Mic-F1	PosF1	NegF1
	np	sp	np	sp	np	sp	np	sp						
boolinv	100.0	99.5	99.7	99.3	1.9	1.3	5.0	9.0	52.0	52.0	54.0	34.9	63.7	6.1
	0.0	99.5	0.2	99.6	1.1	0.8	5.5	4.5	26.4	50.8	27.8	20.4	37.7	3.0
ifelse	99.5	100.0	99.7	99.8	0.6	0.5	3.0	2.5	50.7	50.7	51.5	32.8	63.2	2.3
	1.0	100.0	0.2	99.7	0.6	0.3	3.5	1.5	25.8	50.5	26.7	19.6	37.5	1.6
ifflip	99.5	100.0	99.8	99.9	0.6	0.4	2.5	4.0	50.8	50.8	51.8	32.9	63.3	2.5
	0.0	99.5	0.1	99.9	0.7	0.4	4.5	4.5	26.2	50.7	27.4	20.0	37.7	2.4
reorder	100.0	100.0	99.9	99.9	0.5	0.4	3.5	2.0	50.8	50.8	51.5	32.8	63.4	2.2
	0.0	100.0	0.1	99.9	2.2	0.4	7.5	3.0	26.7	51.1	28.3	20.9	37.9	3.8
varrename	100.0	100.0	99.8	100.0	0.8	0.4	4.0	3.5	51.1	51.1	52.1	33.2	63.5	2.9
	0.5	100.0	0.7	99.9	1.1	0.9	11.0	6.0	27.5	51.6	29.7	21.4	38.0	4.7

Table 12: Effect of different perturbations on Deepseek-Coder model.

C Variance bounds

To analyse the variance in performance of models, we performed the following two experiments:

C.1 Variance on different original pairs, for the same set of programming problems

For this experiment, we generated four parallel sets of original and perturbed datasets. Here, we sampled the original pairs from the solution set of the same programming problems. We calculated the standard deviation in accuracies of the Qwen model on sets of original pairs, and as observed in 13, we see negligible variance.

Model	id	fe	ne	di
Unperturbed	0	4.77e-3	4.92e-2	0
NP Perturbed	4.02e-2	9.32e-2	5.66e-2	3.54e-3
SP Perturbed	6.86e-3	5.02e-2	6.78e-2	0

Table 13: Variance on changing original pairs

C.2 Variance on different perturbed pairs for the same original pairs

Here, we generated four parallel perturbed datasets by applying steps 2-17 of algorithm 1 four times on a sampled pair. We calculated the standard deviation in the accuracies of Qwen. We previously observed higher variance for pairs perturbed from *fe* and *ne* categories. Due to this, we increased their number of samples in the test set from 400 to 2000 in each category. The table 14 shows that the final variance is negligible compared to the drop in performance from the original pairs.

Model	id	fe	ne	di
NP Perturbed	8.92e-4	8.33e-4	4.35e-4	9.17e-5
SP Perturbed	3.22e-4	1.22e-4	1.21e-3	4.92e-4

Table 14: Variance on changing perturbed pairs

D Error bounds

For calculating the error bounds for each type of perturbation, we calculated the percentage of erroneous samples generated over a total number of perturbation attempts. The results for the same are in Table 15. The low values of error percent denote the efficiency of our perturbation techniques.

Perturbation type	error % in sp	error % in np
If-else swapping	3.86	11.68
For-while swapping	4.64	5.529
If condition flipping	0.12	4.37
Variable renaming	5.35	9.86
Boolean variable inversion	2.10	0.55
Statement reordering	1.93	8.99
Expression reformatting	2.88	3.33

Table 15: Error bounds in dataset generation

E Licence Details

Model / Tool / Dataset	License
HuggingFace	Apache License, Version 2.0
DeepSeek-Coder	Code: MIT License; Model: DeepSeek License Agreement
Qwen	Tongyi Qianwen License Agreement
GPT-4o	Proprietary (OpenAI Terms of Use)
Mistral	Apache License, Version 2.0
CodeContests Dataset	CC BY 4.0 (Creative Commons Attribution 4.0)

Table 16: Licenses of the different models, tools, and datasets used in our experiments.