

ArchiLense: A Framework for Quantitative Analysis of Architectural Styles Based on Vision Large Language Models

Jing Zhong^{1,*}, Jun Yin¹(✉), Peilin Li², Pengyu Zeng³, Miao Zang⁴, Ran Luo⁵, Shuai Lu⁶

Abstract. Architectural cultures across regions are characterized by stylistic diversity, shaped by historical, social, and technological contexts in addition to geographical conditions. Understanding architectural styles requires the ability to describe and analyze the stylistic features of different architects from various regions through visual observations of architectural imagery. However, traditional studies of architectural culture have largely relied on subjective expert interpretations and historical literature reviews, often suffering from regional biases and limited explanatory scope.

To address these challenges, this study proposes three core contributions: (1) We construct a professional architectural style dataset named ArchDiffBench, which comprises 1,765 high-quality architectural images and their corresponding style annotations, collected from different regions and historical periods. (2) We propose ArchiLense, an analytical framework grounded in Vision-Language Models and constructed using the ArchDiffBench dataset. By integrating advanced computer vision techniques, deep learning, and machine learning algorithms, ArchiLense enables automatic recognition, comparison, and precise classification of architectural imagery, producing descriptive language outputs that articulate stylistic differences. (3) Extensive evaluations show that ArchiLense achieves strong performance in architectural style recognition, with a 92.4% consistency rate with expert annotations and 84.5% classification accuracy, effectively capturing stylistic distinctions across images.

The proposed approach transcends the subjectivity inherent in traditional analyses and offers a more objective and accurate perspective for comparative studies of architectural culture.

Keywords: Architectural Floor Plan Generation; Transformer Model; Convolutional Neural Networks (CNNs); Hybrid Deep Learning Models

¹Jun Yin (✉)

Shenzhen International Graduate School, Tsinghua University, Shenzhen, China
e-mail: shuai.lu@sz.tsinghua.edu.cn

²National University of Singapore

*Equal contribution.

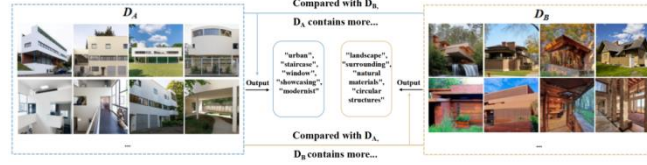


Fig. 1 Graphic Abstract

1 Introduction

Recent advances in machine learning have led to a wide range of studies in sustainable architecture [11,13-5, 37, 46], energy-aware design [5, 8, 17-19], multi-modal generation [23-25, 43], visual enhancement [30, 34, 44], architectural performance optimization [15-18, 31] and human-AI interaction [4, 11, 28, 33, 36, 39]. Among these, architectural style analysis remains a critical yet relatively underexplored domain.

Systematic analysis and quantitative comparison of architectural styles across regions and historical periods are of critical academic and practical importance to architectural design and cultural studies [27]. Architectural styles reflect not only regional culture and social transformation but also spatial logic and aesthetic ideologies shaped by historical contexts [1]. Therefore, such investigations help reveal underlying evolutionary mechanisms and offer new theoretical foundations for architectural discourse and innovation in contemporary design approaches.

Traditional studies of architectural styles have primarily relied on expert interpretation and historical-visual analysis [20]. However, these approaches are inherently constrained by subjectivity and cognitive limitations, often leading to inconsistencies in classification. Moreover, manual analytical methods lack scalability when dealing with large-scale and heterogeneous datasets. In recent years, with the increasing integration of architectural cultures across regions, traditional methods have struggled to provide reproducible and quantitative comparative frameworks, posing significant challenges to the rigor of architectural style research. Advances in computer vision, deep learning, and natural language processing have shifted architectural style research toward automated and data-driven paradigms. Machine learning enables efficient extraction of stylistic features from large-scale datasets, outperforming traditional expert-based methods. Meanwhile, the rise of Vision Large Language Models (VLLMs) further enhances multimodal analysis, supporting automatic classification and descriptive articulation of architectural styles—laying the groundwork for a systematic and integrated analytical framework.

Accordingly, we propose ArchiLense, a novel framework based on VLLMs to quantitatively analyze architectural style variations. By integrating deep learning and natural language processing, ArchiLense enables automatic recognition and linguistic articulation of stylistic differences in architectural imagers : (1) VLLM extracts visual features and generates candidate style descriptions; (2) A ranking

module selects the most distinctive and expressive descriptions; (3) Selected descriptions guide a text-to-image generation model to synthesize architectural images, which are validated via expert evaluation. Through ArchiLense, we are able to enrich academic inquiry and applications in architectural style studies.

2 Related works

2.1 Research on Architectural Style

Architectural style research is a core area in architecture, art history, and heritage studies, centers on identifying design features across historical periods, regions, and movements [9].

Traditional architectural style studies often rely on literature review and expert visual assessment, which, though insightful, are subjective and inefficient at scale. Recent advancements in computer vision have enabled data-driven methods, such as CNN-based models that extract stylistic features and classify large-scale architectural images [27]. However, these approaches are typically confined to classification tasks and lack mechanisms to analyze stylistic evolution or perform cross-style transfer. Additionally, conventional models emphasize low-level features, limiting their ability to capture semantic nuances in architectural styles.

2.2 Application of Visual Large Language Model (VLLM)

In recent years, Vision Large Language Models (VLLMs) represent a major advancement in multimodal AI, combining computer vision and natural language processing for enhanced semantic reasoning.

While VLLMs like CLIP and ViT-GPT perform well in cross-modal tasks, their use in architecture remains limited. Recent work has leveraged CLIP for architectural image-text alignment, such as improved Chinese image labeling via CLIP-enhanced DreamBooth [2], and diffusion models for style transfer and prompt-based generation [10]. However, most studies focus on image synthesis, with limited attention to style analysis and quantitative comparison.

3 Dataset

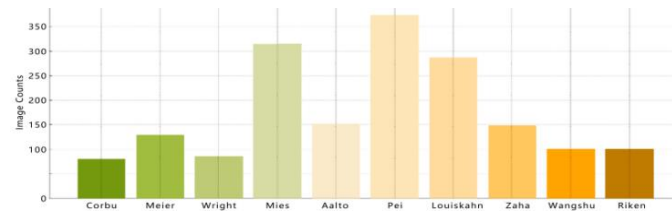


Fig. 2 The Distribution of Each Category of Images In Dataset

To systematically analyze architectural styles, we developed ArchDiffBench, a dataset integrating expert evaluations and textual analysis. The images were sourced from ArchDaily® and goood® , two major global repositories of architectural design. ArchDiffBench comprises 1,765 images across various periods and regions, encompassing facades, interiors, and exteriors to ensure visual richness. Images are categorized into 10 groups by architect identity. To analyze stylistic relationships, 81 paired subsets were constructed for inter-group comparison. Figure 2 illustrates the category-wise image distribution.

4 Methodology

Inspired by Visdiff [22], we developed the ArchiLense framework, a two-stage analysis system designed for style feature extraction and quantification. As shown in Figure 3, the framework consists of a Style Extractor, which generates discriminative textual descriptions from randomly sampled images, and a Style Evaluator, which validates and quantitatively assesses these descriptions in style differentiation tasks. This approach addresses the limitations of directly training neural networks on complex architectural imagery, where general-purpose models often struggle to balance encoding efficiency and predictive accuracy.

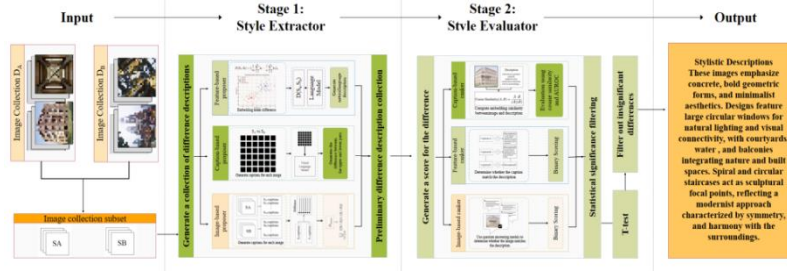


Fig. 3 ArchiLense Framework

4.1 Style Extractor

The Style Extractor aims to identify distinct stylistic features between two architectural groups D_A and D_B while ensuring the extracted traits remain group-specific and not easily generalized. To explore feasible implementations, we tested three VLM-based approaches: (1) Image-based Analysis: Gridded images from both groups are input to VLMs (e.g., GPT-4V) to identify differences in façade design, geometry, materials, and spatial configuration. (2) Embedding Difference Computation: Style embeddings from each group are averaged and subtracted. The resulting vector is input into a language model (e.g., BLIP-2) for textual style descriptions. (3) Text-based Description Comparison: VLMs generate detailed text for each image, while GPT-4 compares texts between groups to produce stylistic difference descriptions.

Experimental results show that Text-based descriptions more effectively capture architect-specific styles, surpassing visual-only methods. Hence, it is chosen as the primary extraction strategy, with others as baselines..

4.2 Style Evaluator

The Style Extractor's output can be invalid or redundant. Therefore, A style discriminator is used to assess the description's validity and quantify its ability to distinguish architectural styles. It calculates the differentiation fraction S_y of the style description y and sorts it as follows:

$$S_y = \sum_{x \in D_A} \theta(x, y) - \sum_{x \in D_B} \theta(x, y)$$

$\theta(x, y)$: The degree of match between image x and style description y .

We explored three computational methods to evaluate $\theta(x, y)$: (1) VQA-based Matching: LLaVA-1.5's strong multimodal reasoning enables us to classify whether an image x aligns with a style description y in a binary manner: "Does this image match the description?" (Yes/No). (2) Caption-to-Description Matching: Each image is captioned by BLIP-2 to obtain c , which is evaluated by Vicuna-1.5 through QA(c, y) for alignment with the style description. The task adopts a (Yes/No) classification format. (3) Embedding Similarity Computation: CLIP ViT-G/14 generates vector representations for both the image x and the textual description y . The semantic alignment between the two is then quantified using cosine similarity, computed as follows:

$$\theta(x, y) = \frac{e_x \cdot e_y}{\|e_x\| \|e_y\|}$$

As the value is continuous, AUROC is used to assess the discriminative power of style descriptions between D_A and D_B .

The embedding-based evaluator shows superior accuracy and efficiency, and is thus used as the main evaluation method, with others as baselines. Additionally, a t-test (significance level 0.05) is conducted on $\theta(x, y)$ distributions to exclude statistically insignificant descriptions.

5 Experiment Result

This section presents the feature analysis results of ArchiLense, trained on ArchDiffBench, focusing on: (1) generation of architect-specific stylistic descriptions; (2) evaluation of their effectiveness in capturing architectural style differences; (3) application of these texts in Text-to-Image Generation to synthesize representative architectural images, validated via expert review.

5.1 Discriminative Effectiveness and Cognitive Consistency of Style Descriptions

To evaluate the effectiveness of ArchiLense-generated style descriptions, we assessed both their discriminative power and alignment with architectural design cognition. Style descriptions generated from image pairs reflect differences in design approach, form, materials, and typology. Evaluated using AUROC, these descriptions are ranked by their effectiveness in distinguishing architectural styles. Despite the absence of architect identities, the outputs align well with established design knowledge. Word clouds of key terms further confirm that ArchiLense results are both discriminative and cognitively consistent with expert understanding.

Select two options	1 corbu	6 I.M. Pei	DA vs DB	hypothesis	score1	score2	diff	t_stat	p_value	aucroc	correct_delta
	2 meier	7 Louis Kahn									
zaha hadid	3 wright	8 zaha hadid	zaha hadid vs riken yamamoto	1 "The depiction of a building with an emphasis on curvilinear forms and futuristic aesthetics." (0.959)	0.382	0.258	0.124	TRUE	2.890	0.959	0.817
	4 mies	9 wangshu		2 "A strikingly modern building with sleek curved facade, providing a sense of movement and dynamism to the static structure." (0.929)	0.361	0.267	0.094	TRUE	5.637	0.929	0.654
	5 Alvar. Aalto	10 riken yamamoto		3 "A futuristic building featuring an anachronistic design, presented via an artist's rendering, located in an urban setting." (0.925)	0.332	0.237	0.094	TRUE	1.704	0.925	0.666
zaha hadid				4 "An exterior image of a building demonstrating cutting-edge architecture with a sweeping curved design, set amidst a building cityscape." (0.922)	0.337	0.227	0.110	TRUE	1.089	0.921	0.660

Fig. 4 Using Riken and Zaha Hadid as representative cases, we conducted 81 pairwise comparisons between their respective subgroups in the dataset. Each run involved random sampling of 20 images per group.

Functional: Keyword extraction effectively captures stylistic features, as shown in Figure 5 word clouds. CLIP and GPT-4 distinguish between Meier’s minimalist (“white”, “window”) and Yamamoto’s urban-functional style (“cityscape”, “marble”).

Accuracy: Model outputs align with architectural cognition, proving its reliability and value. For example, Le Corbusier ("staircase") and Mies van der Rohe ("glass") reflect their design philosophies. Wang Shu ("wooden") captures traditional-modern synthesis, while Aalto ("forest") express organic and monumental themes respectively.

Generalization: The model robustly identifies diverse architectural styles—across regions and periods—without predefined labels, enabling objective, bias-free classification.



Fig. 5 Architectural Projects And Corresponding Word Cloud Map

5.2 Quantitative Validation of Stylistic Difference Descriptions

5.2.1 T-test and Significance Analysis

An experiment using 270 style descriptions from 9 architect groups evaluated stylistic distinctiveness via Score 1 and Score 2 comparisons, followed by t-tests. As shown in Figure 6, over 80% of the descriptions achieved statistical significance ($p < 0.05$), confirming their effectiveness in differentiating architectural styles.

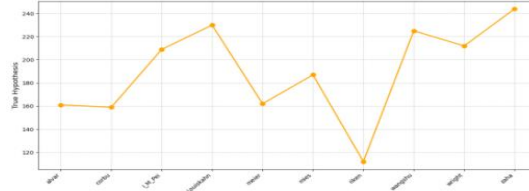


Fig. 6 The number of descriptions T-tested as "true" can reflect the degree to which an architect's style is unique.

5.2.2 Data Validation Visualization

To validate the feature extraction and separation capability of ArchiLense, pairwise comparisons were conducted, visualized through Histogram, KDE, and Boxplot. As shown in Figure 7, the model's performance is visualized across multiple evaluation metrics. The left histogram compares cosine similarities within Groups A and B: Group A's concentrated distribution indicates robust feature consistency, while Group B's dispersion suggests sensitivity to stylistic diversity. Kernel density curves further highlight ArchiLense's balance between consistency and differentiation. The right-side boxplots show that Group A yields higher medians and narrower IQRs, reflecting stable representations, whereas Group B exhibits greater variability and outliers, demonstrating responsiveness to complex stylistic variations.

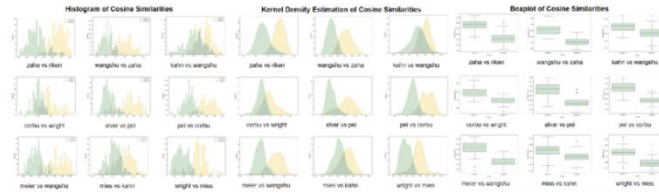


Fig. 7 Cosine Similarity Distribution and Feature Representation Analysis

5.2.3 Architectural Stylistic Difference Attributes

Figure 8 shows textual similarities among architects, with orange indicating high similarity and blue indicating low. Meier, Mies, and Louis Kahn exhibit strong stylistic alignment (0.995), suggesting shared modernist tendencies. Aalto and Wang Shu (0.95) also show notable similarity, possibly indicating stylistic continuity. In contrast, architects with more blue regions tend to express individualistic styles, while orange-dominant patterns may reflect shared academic or traditional influences.

	alvar	corbu	I_M_Pei	Louiskahrmeier	mies	riken	wangshu
alvar	1	0.98	0.97	0.985	0.99	0.98	0.975
corbu	0.98	1	0.945	0.96	0.975	0.97	0.96
I_M_Pei	0.97	0.945	1	0.97	0.965	0.975	0.97
Louiskahrmeier	0.985	0.96	0.97	1	0.985	0.98	0.97
meier	0.99	0.975	0.965	0.985	1	0.995	0.985
mies	0.98	0.97	0.975	0.98	0.995	1	0.98
riken	0.975	0.96	0.97	0.97	0.985	0.98	1
wangshu	0.99	0.965	0.975	0.98	0.99	0.975	0.985
wright	0.97	0.95	0.965	0.975	0.985	0.97	0.975
zaha	0.965	0.94	0.97	0.98	0.98	0.975	0.97

Fig. 8 Architectural Style Similarity and Clustering Visualization

5.3 Feature Style Images Verified by Expert Evaluation

To assess model performance, 20 architecture PhD students and 5 senior architects rated the consistency between generated images and description texts for 10 architects on a 1 – 5 scale (1 = inconsistent, 5 = fully consistent). Participants matched text-generated images to one of 10 architects. ArchiLense achieved a mean score of 4.62 and an 84.5% matching accuracy, demonstrating strong stylistic reliability and interpretability.

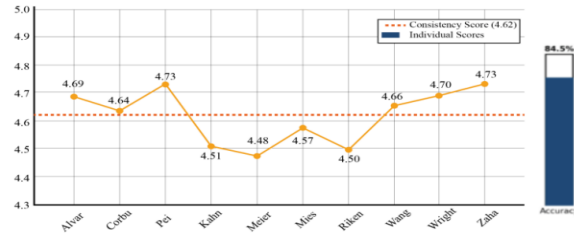


Fig. 9 Architectural Style Cosine Similarity Matrix

6 Discussion

ArchiLense demonstrates the potential of vision-language models for architectural style analysis. However, current limitations include a dataset biased toward modern Western styles and limited analysis of spatial authenticity. Future work will broaden the dataset's diversity and incorporate spatially aware evaluation methods, alongside deeper theoretical engagement, to improve generalizability and interpretability across cultural contexts.

7 Conclusion

Although still preliminary, ArchiLense suggests that vision-language models may help improve the efficiency and objectivity of architectural style analysis. By translating visual features into structured language, it provides a potential basis for quantitative and cross-cultural comparisons. Current limitations in dataset diversity and representativeness point to the need for broader coverage and deeper theoretical engagement. With further refinement and expansion, ArchiLense may serve as a useful tool for supporting future research in architectural historiography, style interpretation, and cross-cultural understanding in heritage studies.

References

1. Canizaro, V. B. (2007). *Critical regionalism: Architecture and identity in a globalized world*. Princeton Architectural Press.
2. Chen, F., Mai, M., Huang, X., & Li, Y. (2024). Enhancing the Sustainability of AI Technology in Architectural Design: Improving the Matching Accuracy of Chinese-Style Buildings. *Sustainability*, 16(19), 8414. DOI: 10.3390/su16198414.
3. Gao, C., Sun, Y., Yang, K., Xie, Y., Liu, J., & Liu, Y. (2025). Thought-augmented policy optimization: Bridging external guidance and internal capabilities. *arXiv preprint arXiv:2505.15692*. <https://arxiv.org/abs/2505.15692>
4. Gao, W., Lu, S., Zhang, X., He, Q., Huang, W., & Lin, B. (2023). Impact of 3D modeling behavior patterns on the creativity of sustainable building design through process mining. *Automation in Construction*, 150, 104804.
5. Huang, Y., Zeng, T., Jia, M., Yang, J., Xu, W., & Lu, S. (2025). Fusing Transformer and diffusion for high-resolution prediction of daylight illuminance and glare based on sparse ceiling-mounted input. *Building and Environment*, 267, 112163.
6. He, Y., Li, S., Li, K., Wang, J., Li, B., Shi, T., ... & Wang, X. (2025). Enhancing Low-Cost Video Editing with Lightweight Adaptors and Temporal-Aware Inversion. *arXiv preprint arXiv:2501.04606*.
7. He, Y., Wang, J., Wu, J., Zhu, W., & Liu, Z. (2025). Boosting multimodal reasoning with MCTS-automated structured thinking. *arXiv preprint arXiv:2502.02339*. <https://arxiv.org/abs/2502.02339>
8. Jia, Z., Lu, S., & Yin, J. How real-time energy feedback influences energy-efficiency and aesthetics of architecture design and judgment of architects: two design experiments.
9. Lefavre, L., & Tzonis, A. (2020). *Architecture of Regionalism in the Age of Globalization: Peaks and Valleys in the Flat World* (2nd ed.). Routledge. <https://doi.org/10.4324/9780367281182>
10. Li, J., Lu, S., Wang, W., Huang, J., Chen, X., & Wang, J. (2018). Design and Climate-Responsiveness Performance Evaluation of an Integrated Envelope for Modular Prefabricated Buildings. *Advances in Materials Science and Engineering*, 2018(1), 8082368.
11. Li, J., Lu, S., Wang, Q., Tian, S., & Jin, Y. (2019). Study of passive adjustment performance of tubular space in subway station building complexes. *Applied Sciences*, 9(5), 834.
12. Li, J., Song, Y., Lv, S., & Wang, Q. (2015). Impact evaluation of the indoor environmental performance of animate spaces in buildings. *Building and environment*, 94, 353-370.
13. Li, J., Lu, S., & Wang, Q. (2018). Graphical visualisation assist analysis of indoor environmental performance: Impact of atrium spaces on public buildings in cold climates. *Indoor and Built Environment*, 27(3), 331-347.

14. Luo Y, Ma X, Li J, Wang C, de Dear R, Lu S. Outdoor space design and its effect on mental work performance in a subtropical climate. *Building and Environment*. 2025 Feb 15;270:112470.
15. Lu, S., Yan, X., Li, J., & Xu, W. (2016). The influence of shape design on the acoustic performance of concert halls from the viewpoint of acoustic potential of shapes. *Acta Acustica United with Acustica*, 102(6), 1027-1044.
16. Lu, S., Xu, W., Chen, Y., & Yan, X. (2017). An experimental study on the acoustic absorption of sand panels. *Applied Acoustics*, 116, 238-248.
17. Lu S, Luo Y, Gao W, Lin B. Supporting early-stage design decisions with building performance optimisation: Findings from a design experiment. *Journal of Building Engineering*. 2024 Apr 1;82:108298.
18. Lu, S., Yan, X., Xu, W., Chen, Y., & Liu, J. (2016, June). Improving auditorium designs with rapid feedback by integrating parametric models and acoustic simulation. In *Building Simulation* (Vol. 9, pp. 235-250). Tsinghua University Press.
19. Ma, Xintong, Tiancheng Zeng, Miao Zhang, Pengyu Zeng, Borong Lin, and Shuai Lu. "Street microclimate prediction based on Transformer model and street view image in high-density urban areas." *Building and Environment* 269 (2025): 112490.
20. Oommen, T. (2022). The glazed eyes of architectural history: Reflections on the (dis)contents of global history survey courses. *Architectural Histories*, 10(1), 1–16. <https://doi.org/10.16995/ah.8280>
21. Rousset, T., Kakibuchi, T., Sasaki, Y., & Nomura, Y. (2025). Merging Language and Domain Specific Models: The Impact on Technical Vocabulary Acquisition. *arXiv preprint arXiv:2502.12001*.
22. Sukkar, A.W., Fareed, M.W., Yahia, M.W., Abdalla, S.B., Ibrahim, I., & Senjab, K.A.K. (2024). Analytical Evaluation of Midjourney Architectural Virtual Lab: Defining Major Current Limits in AI-Generated Representations of Islamic Architectural Heritage. *Buildings*, 14(3), 786. DOI: 10.3390/buildings14030786.
23. Sun, H., Xia, B., Zhao, Y., Chang, Y., & Wang, X. (2025, April). Identical Human Preference Alignment Paradigm for Text-to-Image Models. In *ICASSP 2025-2025 IEEE International Conference on Acoustics, Speech and Signal Processing (ICASSP)* (pp. 1-5). IEEE.
24. Sun, H., Xia, B., Zhao, Y., Chang, Y., & Wang, X. (2025, April). Positive Enhanced Preference Alignment for Text-to-Image Models. In *ICASSP 2025-2025 IEEE International Conference on Acoustics, Speech and Signal Processing (ICASSP)* (pp. 1-5). IEEE.
25. Sun, H., Xia, B., Chang, Y., & Wang, X. (2025). Generalizing Alignment Paradigm of Text-to-Image Generation with Preferences Through f-Divergence Minimization. *Proceedings of the AAAI Conference on Artificial Intelligence*, 39(26), 27644-27652. <https://doi.org/10.1609/aaai.v39i26.34978>.
26. Wang, B., Zhang, S., Zhang, J., & Cai, Z. (2023). Architectural style classification based on CNN and channel-spatial attention. *Signal, Image and Video Processing*, 17(1), 99-107.
27. Wang, Y., He, Y., Wang, J., Li, K., Sun, L., Yin, J., ... & Wang, X. (2025). Enhancing intent understanding for ambiguous prompt: A human-machine co-adaption strategy. *Neurocomputing*, 130415. <https://doi.org/10.1016/j.neucom.2024.130415>
28. Wang, J., Liu, C., Zhu, W., He, Y., & Liu, Z. (2024). Beyond examples: High-level automated reasoning paradigm in in-context learning via MCTS. *arXiv preprint arXiv:2411.18478*. <https://arxiv.org/abs/2411.18478>
29. Wang, J., He, Y., Li, K., Li, S., Zhao, L., Yin, J., ... & Wang, X. (2025). MDANet: A multi-stage domain adaptation framework for generalizable low-light image enhancement. *Neurocomputing*, 129572.
30. Yan, X., Lu, S., & Li, J. (2016). Experimental studies on the rain noise of lightweight roofs: Natural rains vs artificial rains. *Applied Acoustics*, 106, 63-76.
31. Yin, J., Li, A., Xi, W., Yu, W., & Zou, D. (2024, May). Ground-fusion: A low-cost ground slam system robust to corner cases. In *2024 IEEE International Conference on Robotics and Automation (ICRA)* (pp. 8603-8609). IEEE.

32. Yin, J., Gao, W., Li, J., Xu, P., Wu, C., Lin, B., & Lu, S. (2025). Archidiff: Interactive design of 3d architectural forms generated from a single image. *Computers in Industry*, 168, 104275.
33. Yin, J., He, Y., Zhang, M., Zeng, P., Wang, T., Lu, S., & Wang, X. (2025). Promptlnet: Region-adaptive aesthetic enhancement via prompt guidance in low-light enhancement net. *arXiv preprint arXiv:2503.08276*.
34. YIN, J., XU, P., GAO, W., ZENG, P., & LU, S. DRAG2BUILD: INTERACTIVE POINT-BASED MANIPULATION OF 3D ARCHITECTURAL POINT CLOUDS GENERATED FROM A SINGLE IM-AGE.
35. Yu, T., Li, J., Jin, Y., Wu, W., Ma, X., Xu, W., & Lu, S. (2025). Machine learning prediction on spatial and environmental perception and work efficiency using electroencephalography including cross-subject scenarios. *Journal of Building Engineering*, 99, 111644.
36. Zeng, T., Ma, X., Luo, Y., Yin, J., Ji, Y., & Lu, S. (2025, March). Improving outdoor thermal environmental quality through kinetic canopy empowered by machine learning and control algorithms. In *Building Simulation* (pp. 1-22). Beijing: Tsinghua University Press.
37. Zeng, P., Gao, W., Li, J., Yin, J., Chen, J., & Lu, S. (2025). Automated residential layout generation and editing using natural language and images. *Automation in Construction*, 174, 106133.
38. Zeng, P., Jiang, M., Wang, Z., Li, J., Yin, J., & Lu, S. CARD: Cross-modal Agent Framework for Generative and Editable Residential Design. In *NeurIPS 2024 Workshop on Open-World Agents*.
39. Zeng, P., Hu, G., Zhou, X., Li, S., & Liu, P. (2023). Seformer: a long sequence time-series forecasting model based on binary position encoding and information transfer regularization. *Applied Intelligence*, 53(12), 15747-15771.
40. Zeng, P., Hu, G., Zhou, X., Li, S., Liu, P., & Liu, S. (2022). Muformer: A long sequence time-series forecasting model based on modified multi-head attention. *Knowledge-Based Systems*, 254, 109584.
41. Zeng, P., Yin, J., Gao, Y., Li, J., Jin, Z., & Lu, S. (2025). Comprehensive and Dedicated Metrics for Evaluating AI-Generated Residential Floor Plans. *Buildings*, 15(10), 1674. <https://doi.org/10.3390/buildings15101674>
42. Zhang, M., Yin, J., Zeng, P., Shen, Y., Lu, S., & Wang, X. (2025). TSCnet: A text-driven semantic-level controllable framework for customized low-light image enhancement. *Neurocomputing*, 129509.
43. Zou, H., Ge, J., Liu, R., & He, L. (2023). Feature recognition of regional architecture forms based on machine learning: a case study of architecture heritage in Hubei Province, China. *Sustainability*, 15(4), 3504.
44. Zou, Y., Lou, S., Xia, D., Lun, I. Y., & Yin, J. (2021). Multi-objective building design optimization considering the effects of long-term climate change. *Journal of Building Engineering*, 44, 102904.
45. Zhang, Q., Li, Z., Chen, M., Liu, Y., Chen, Q., & Wang, Y. (2024). Pandora's Box or Aladdin's Lamp: A comprehensive analysis revealing the role of RAG noise in large language models. *arXiv preprint arXiv:2408.13533*. <https://arxiv.org/abs/2408.13533>
46. Zhang, M., Shen, Y., Yin, J., Lu, S., & Wang, X. (2024). ADAGENT: Anomaly Detection Agent with Multimodal Large Models in Adverse Environments. *IEEE Access*.