

Info-Coevolution: An Efficient Framework for Data Model Coevolution

Ziheng Qin^{1,2} Hailun Xu^{2,§} Wei Chee Yew² Qi Jia¹ Yang Luo¹ Kanchan Sarkar^{2,◇} Danhui Guan^{2,◇}
Kai Wang^{1,§} Yang You^{1,†}

Abstract

Machine learning relies heavily on data, yet the continuous growth of real-world data poses challenges for efficient dataset construction and training. A fundamental yet unsolved question is: given our current model and data, does a new data (sample/batch) need annotation/learning? Conventional approaches retain all available data, leading to non-optimal data and training efficiency. Active learning aims to reduce data redundancy by selecting a subset of samples to annotate, while it increases pipeline complexity and introduces bias. In this work, we propose Info-Coevolution, a novel framework that efficiently enables models and data to coevolve through online selective annotation with no bias. Leveraging task-specific models (and open-source models), it selectively annotates and integrates online and web data to improve datasets efficiently. For real-world datasets like ImageNet-1K, Info-Coevolution reduces annotation and training costs by 32% without performance loss. It is able to automatically give the saving ratio without tuning the ratio. It can further reduce the annotation ratio to 50% with semi-supervised learning. We also explore retrieval-based dataset enhancement using unlabeled open-source data. Code is available at <https://github.com/NUS-HPC-AI-Lab/Info-Coevolution/>.

1. Introduction

Machine learning is inherently data-driven and has numerous practical applications. Currently, the dominant

paradigms for large-scale dataset construction fall into two categories: (1) collecting and annotating data for fully supervised training, or (2) sourcing data from the web, followed by automated cleaning and weakly-supervised/unsupervised training, and subsequently fine-tuning models on downstream tasks with supervised data. However, both approaches incur significant costs for both annotation and training, making them viable only for a few well-resourced institutions. As a result, the construction of large-scale datasets remains an insufficiently democratized and decentralized process.

Before 2010, popular datasets such as MNIST (Deng, 2012) and CIFAR-10/100 (Krizhevsky et al., a;b) each contained 60,000 hand-annotated low-resolution images, reflecting the modest scale of early machine learning datasets. The lack of data limited the development speed of machine learning at that time. In 2010, ImageNet-1K (Deng et al., 2009) was publicly released with more than 1M human annotated samples. It was the first large-scale supervised dataset, leading to the development of many modern deep-learning algorithms and architectures, boosting the development of AI research today. An estimated cost of building ImageNet1-k is at least 0.4 million USD for labeling the total 1.28m images, and 4 million for 14m ImageNet-12k, excluding other costs. With cloud GPU today, training a deep learning neural network on ImageNet-1K with A100 GPU takes about \$240 to \$1400, while labeling an ImageNet-scale (million-scale) data still takes more than 100 times this cost, ranging from \$24,000 to more than \$1m depending on annotators' degree of proficiency. Constructing supervised data is usually more expensive compared to training with them.

Besides the supervised datasets, other types of datasets emerge later with corresponding training schemes. Bert (Devlin et al., 2019) and GPT (Brown et al., 2020) use large-scale unsupervised text corpus, such as BooksCorpus (Zhu, 2015) and Common Crawl (Raffel et al., 2020), to train with masked language modeling/next-token-prediction. CLIP (Radford et al., 2021) scale the training on weakly supervised (web-sourced image-text pair) data with cross-modal contrastive learning. Segment Anything (Kirillov et al., 2023) utilizes models and manpower together to increase the data scale and quality of segmentation data iteratively. These different types of data have various quality and cost.

◇ Project lead § Core contribution ¹National University of Singapore, School of Computing, 11 Research Link, Singapore ²ByteDance Ltd, Singapore. Correspondence to: Ziheng Qin <zihengq@comp.nus.edu.sg>, Kanchan Sarkar <kanchan.sarkar@bytedance.com>, Danhui Guan <guandanhui@bytedance.com>, Yang You <yoyou@comp.nus.edu.sg>.

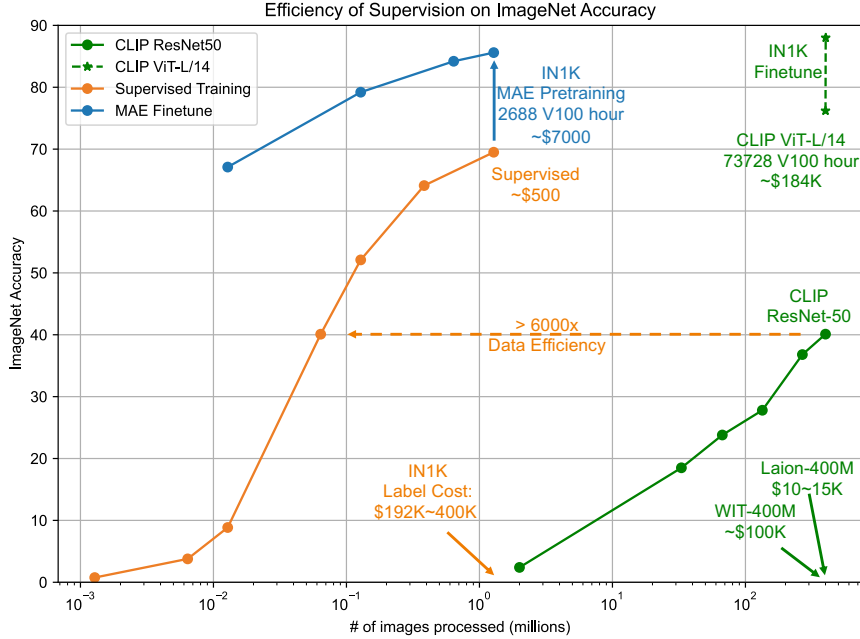


Figure 1. The data scaling curve of different types of data. Supervised data has higher data efficiency than weak supervised data on specific downstream tasks (e.g. ImageNet), while incurring a higher collection and annotation cost.

As shown in Fig.1, regarding the task-specific/downstream data efficiency(performance against data amount) and data construction cost, supervised data > weakly supervised data > unsupervised/self-supervised data. The data scale and training cost are in a reversed order, where supervised << weakly supervised < unsupervised/self-supervised. The three paradigms provide different tradeoffs between data collection/annotation and training costs. In general, a higher degree of supervision provides better data efficiency for downstream tasks with higher data cost per unit. Previously works like BLIP(Li et al., 2022) and Segment Anything(Kirillov et al., 2023) tried to boost the data quality with human+model annotation, which is somehow equivalent to improving the degree of supervision.

In online and downstream real-world scenarios, data continuously grows over time. The scale of unsupervised data could be immense, but the marginal gains from training diminish rapidly. Boosting its scale is not cost-efficient. Weakly supervised data involves a smaller overall volume with higher training efficiency per unit of data. In contrast, supervised data generally has the smallest total volume but incurs the highest annotation costs, leading to the most significant performance improvements for the same amount of data. As data grows in online scenarios, and usually the annotation cost is higher than training, it would be beneficial to improve the annotation efficiency and explore the marginal benefits of supervised data.

To boost the annotation/sample efficiency, active learning was proposed, which aims to select samples that better benefit training to annotate. However, many of the current active learning methods(Li et al., 2024) involve frequent model training with rounds of annotation, which makes the pipeline too complex for real-world applications. What’s more, many active learning methods rely solely on the model’s prediction for the sample’s usefulness. It is prone to sample distribution problems on harder tasks. Their design of re-training + re-inference limits its application to large-scale data. Due to these limitations, active learning is not yet an efficient and robust enough solution for real-world scenarios. Coreset selection methods (Guo et al., 2022), on the other hand, skip the model update and leverage the sample distribution to select samples used for training. Therefore, it fails to leverage the model-specific information unless a model trained on fully annotated data is obtained initially.

To address these challenges, we propose Info-Coevolution, a novel and efficient online framework for selective data collection/annotation that integrates model-specific estimation with distribution awareness. Info-Coevolution enhances data annotation efficiency with minimal computational overhead. Leveraging Bayesian principles and our analysis of data locality, we propose a data-based information gain estimation strategy and Bayesian Prediction Fusion. This approach improves the model-specific sample selection while reducing the need for frequent model updates during the

selection process. The framework begins with an unsupervised pretrained backbone and a small, randomly initialized dataset, mimicking real-world scenarios. By utilizing an online Approximate Nearest Neighbor (ANN) structure, such as HNSW (Malkov & Yashunin, 2018), Info-Coevolution achieves logarithmic scaling for information gain estimation, enabling it to efficiently handle growing data and increasing selective annotation.

On ImageNet-1K, Info-Coevolution achieves lossless performance with only 68% of the annotation cost, through just 4 rounds of continual supervised training (sum to <100% full training cost; training from scratch gets the same lossless result). The computational overhead primarily arises from model inference after each training round, totaling approximately 10 A100 GPU hours for the entire process. Additionally, we developed an efficient batch sampling mechanism, allowing the selection process to be completed within 1 minute on datasets at a million-scale. Furthermore, Info-Coevolution provides both qualitative and quantitative estimates of a data sample’s information gain, conditioned on the model and the previously collected data. This feature enables automatic stopping when performance gains plateau, eliminating the need for additional sample annotations to verify saturation.

2. Related Works

Coreset Selection Methods Coreset selection methods focus on filtering out low-quality or redundant samples, while reserving the most representative ones in the target dataset. The core of these approaches lies in the elaborate selection criteria, including geometry-based (Sener & Savarese, 2017; Sinha et al., 2020), error-based (Toneva et al., 2018; Paul et al., 2021), decision-boundary-based (Ducoffe & Precioso, 2018; Margatina et al., 2021), uncertainty-based (Coleman et al., 2019), gradient-matching (Mirzasoileiman et al., 2020; Killamsetty et al., 2021a), bilevel optimization (Killamsetty et al., 2021b) and submodularity-based methods (Iyer et al., 2021; Zhou et al., 2023). Some of the approaches (Sener & Savarese, 2018) also combined the strength of active learning to make further improvements.

Active Learning and Semi-Supervised Learning Active learning (Hino, 2020; Smith et al., 2023; Li et al., 2024) and semi-supervised learning (Sohn et al., 2020; Zhang et al., 2022; Wang et al., 2023; Cai et al., 2022) are two complementary strategies for reducing the reliance on large-scale supervised datasets in machine learning. Active learning focuses on iteratively selecting the most informative samples for annotation, enabling models to achieve higher performance with fewer labeled examples by optimizing the data-labeling process. On the other hand, semi-supervised learning leverages a large pool of unlabeled data alongside a smaller labeled subset, using techniques such as pseudo-

labeling, consistency regularization, or generative models to propagate label information and improve generalization. Together, these paradigms aim to maximize model efficiency and performance in data-scarce scenarios, often bridging the gap between fully supervised learning and real-world constraints. Segmenta anything, in a way similar to active learning, conducts full annotation each round with different quality and re-train the model for each round on increased amount/portion of data. Different to these works, our method targets an efficient online selective data collection/annotation process, with far less cost in the loop. An illustration of the difference is shown in Fig.2.

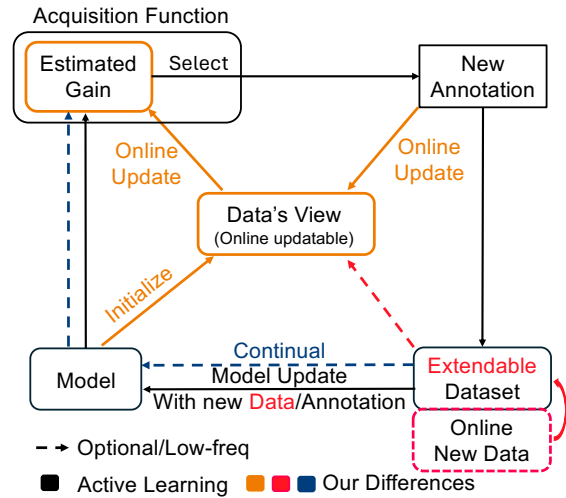


Figure 2. A comparison of our method’s difference to active learning. Generally, active learning loops over 1. selecting samples, 2. annotating, 3. updating the model, and selecting samples again (with the updated model). In contrast, our method doesn’t have to update the model frequently. We can update the model optionally with continual supervised learning at a much lower frequency (so the training cost is also low). And our algorithm is automatically class-balanced due to distribution awareness, therefore it doesn’t suffer distribution shift as active learning.

3. From the Perspective of Information Gain

In this section, we first derive from the theoretical aspect of how to estimate the information gain of a sample to a dataset. Previously, an exact information gain was mainly defined upon an attribute of a decision tree. Here we extend it to a more generalized form and provide a way to estimate it on broader tasks, e.g. a sample’s information gain with respect to image classification (datasets). We analyze the influence of locality in the space to improve both the estimation quality and efficiency. Then we formulate the selective data selection/annotation problem as a recursive online problem, each time adding one (batch of) sample/annotation to an already collected dataset. Based on this problem setup

and our theoretical analysis, we propose our algorithm Info-Coevolution for efficient online selective annotation and dataset construction.

Theorem 3.1. *For neural networks that generate representation and then make the prediction (for model $M = g \circ f$), at certain distances ϵ from a sample point x in the feature representation space, the similarity of samples in feature space also leads to similar model predictions ($\forall \delta, \exists \epsilon$ s.t. $\forall x, x', |f(x') - f(x)| \leq \epsilon \Rightarrow |g(f(x')) - g(f(x))| \leq \delta$).*

We show a proof of Theorem 3.1 with both L2 distance and cosine distance in Appendix. This theorem implies a kind of linearity among near-neighbor samples' predictions, and explains one of the reasons that KNN predictions work. We will leverage this theorem to design a parametrized estimation of a sample's information gain with locality, extendability, and efficiency.

3.1. Information carried by sample to the dataset

In predictions with a decision tree T , information gain IG with condition A is defined as:

$$IG(T, A) = H(T) - H(T|A), \quad (1)$$

which is the reduced entropy given condition A . Here, we extend this information gain to broader tasks. Assuming the samples we are curious about (target distribution) is from distribution ρ , which is either uniform in the whole distribution space or IID to train data, then the information gain of adding a sample $z = \{z_x, z_y\}$ to a dataset \mathcal{D} sampled from ρ is:

$$\begin{aligned} IG(\mathcal{D}, z) &= H(\mathcal{D}) - H(\mathcal{D} + z) \\ &= \int_{x, \|x-z\| \leq \epsilon} (H(x) - H(x|z)) \rho(x) dx, \end{aligned} \quad (2)$$

or $IG(\mathcal{D}, z) = H(\mathcal{D}) - H(\mathcal{D} + z)$

$$(if \text{ IID}) = \mathbb{E} \left[\frac{1}{|\mathcal{D}|} \sum_{x, \text{sim}(x, z) \geq \delta} (H(x) - H(x|z)) \right]. \quad (3)$$

Where $\epsilon \in \mathbb{R}$ is the distance threshold we decide to use, and $\delta \in [0, 1]$ is a similarity threshold. This distance threshold is inherited from Theorem 3.1, where two sample's prediction has a low correlation beyond a certain distance. During estimation, the H here is estimated on parameterized M_θ , and the $\|\cdot\|$ is defined within space of f .

Then a question is how to estimate $H(x|z)$ given $x \neq z$. As assumed, in certain distances the linearity dominates so that we can do interpolation and linear combination on logits/predictions. Within this space where linearity holds,

interpolation between z and x where $y_z = y_x$ also gives the same label prediction, but with an increased certainty. Interpolation between z and x where $z_y \neq x_y$ will split the prediction over the two, which needs careful calculation. However, the interpolation itself is an estimation based on linearity assumption. As different samples' predictions could have different certainty/confidence, we should take the confidence (probability of prediction being true) into consideration of the interpolation.

3.2. Confidence of label

By defining a confidence α for the prediction of a sample, we can integrate this value into the interpolation process as a weighted NN prediction:

$$\mathbf{y}_{\text{estimation}}(z) = \frac{\sum_{x, \text{sim}(x, z) \geq \delta} \alpha_x \text{Sim}(x, z) \mathbf{y}_x}{\sum_{x, \text{sim}(x, z) \geq \delta} \alpha_x \text{Sim}(x, z)} \quad (4)$$

where \mathbf{y}_x is the probability prediction vector of x 's annotation. Then the entropy of a point z from data's view can be calculated based on it. Moreover, the semi-supervised learning's label and unlabeled datasets can be transferred into a continuous space defined on confidence $\alpha \in [0, 1]$, and we can estimate the confidence of an annotator and use models to perform annotation. An easy mapping in probability space can directly map accuracy to confidence: $\alpha = (acc - acc_{\text{random}}) / (1 - acc_{\text{random}})$. One primary goal of semi-supervised learning under this interpretation could be making the α value converge while training the model with corresponding confidence without collapse.

3.3. Bayesian prediction fusion

Therefore, one key question in semi-supervised learning is interpreted as α value convergence. Suppose we have two independent predictors with confidence α_1 and α_2 , when the two predictors have same prediction y for sample x , the confidence value α_y of sample x should be annotated with y become

$$\begin{aligned} \alpha_y &= P\left(\frac{\text{Predictions are true}}{\text{Predictions match}}\right) \\ &= \frac{\alpha_1 * \alpha_2}{\alpha_1 * \alpha_2 + P(\text{match with other label})} \end{aligned} \quad (5)$$

In classification tasks, $P(\text{match with other label}) \in [0, (1 - \alpha_1)(1 - \alpha_2)]$ depending on distribution over classes. In the binary classification case $P(\text{match with other}) = (1 - \alpha_1)(1 - \alpha_2)$, it requires smaller prediction confidence is larger than 0.5 so that the sample confidence is increased: $\min(\alpha_1, \alpha_2) > 0.5 \Rightarrow \alpha_{xy} > \max(\alpha_1, \alpha_2)$; if assuming the matching distribution is uniform over c classes, then $P(\text{match with other}) = (1 - \alpha_1)(1 - \alpha_2)/(c - 1)$ and $\min(\alpha_1, \alpha_2) > 1/c$ is the condition. If no matching prob distribution is in other classes, then its value is 0. To sum

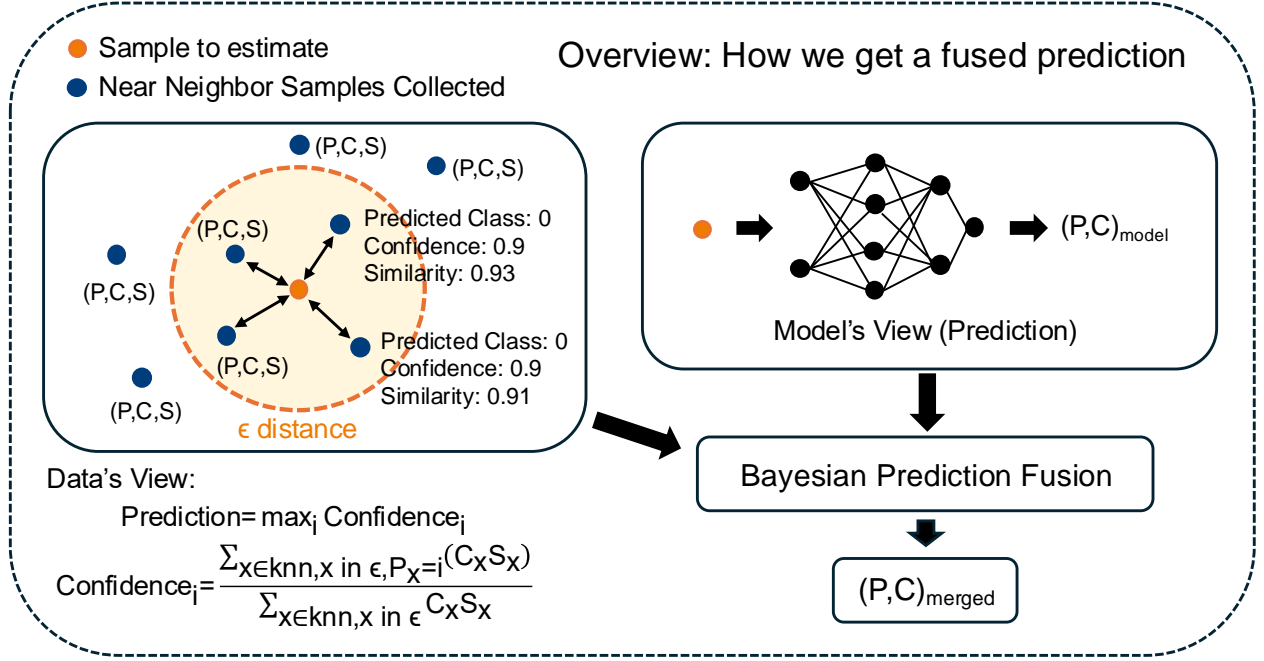


Figure 3. The overview of how we estimate a sample’s confidence with Bayesian Fused prediction from both model’s view and data’s view. Generally, this estimation gives a better evaluation of a sample’s uncertainty/confidence than using model prediction only.

up, using $(1 - \alpha_1)(1 - \alpha_2)$ gives a lower bound estimation on α_{xy} . These conditions can be utilized to make the alpha value converge, or re-estimate α value for samples in a dataset.

When predictions from different views diverge, if one is confident above the threshold and the other is not, use the max one for the highest confidence. If both predictions are confident, then the sample’s confidence is reduced. Supposing $\alpha_1 > \alpha_2$, then

$$P(p_1) = \frac{P(p_1 \text{ is true})}{P(\text{predictions unmatched})} = \frac{\alpha_1(1 - \alpha_2)}{\alpha_1(1 - \alpha_2) + P(\text{other})} \quad (6)$$

where $P(\text{other}) \in [0, (1 - \alpha_1)\alpha_2]$. In the case p_2 takes all the remaining confidences from the first predictor, $P(\text{other}) = (1 - \alpha_1)\alpha_2$; if assuming the matching distribution is uniform over c classes, $P(\text{other}) = (1 - \alpha_1)\alpha_2/(c - 1)$. If there are no prob distribution unmatched classes on other classes, $P(\text{other}) = 0$. Similarly, using $P(\text{other}) = (1 - \alpha_1)\alpha_2$ gives a lower bound on the updated confidence. The prediction divergence from confident predictions means $\max(p_1) \neq \max(p_2) \Rightarrow H(p') > \max(H(p_1), H(p_2))$. Reducing the corresponding confidence can help with re-convergence.

3.4. Benefit of reannotating one sample

As the model is to absorb the data distribution, the dataset itself also carries a prediction based on the near neighbor prediction within the distance where linearity holds. And sample’s confidence changes during turns of iteration. Therefore, taking the derivation from previous sections, when re-annotating a sample, the expected gain is

$$\mathbb{E}[IG(\text{annotate } z)] = \max(\min(H(\alpha_z), H(\text{knn predictions})) - H(\alpha_{\text{ann}}), 0) \quad (7)$$

If using entropy, one can use $H(\alpha) = -\alpha \log(\alpha) - \sum_{c=1}^{c-1} \frac{1-\alpha}{c-1} \log \frac{1-\alpha}{c-1} \simeq -\alpha \log(\alpha) - (1 - \alpha) \log(1 - \alpha)$ as an estimation neglecting the constant term. In practice, we found using $H(\alpha) = \alpha$ is a feasible proxy to choose samples with less computation and higher compatibility. For sample selection, we only need to know the positivity and relative magnitude of the samples’ information gain, therefore the confidence itself is a good proxy.

3.5. The Algorithm

Selective Annotation When data to be annotated is greater than the capacity, for a sample $z = (x_i)$, to estimate the gain of annotating it given already collected data D , we have model m and get the feature $f(z)$, model prediction y_m , confidence $c_m = (p_m - 1/\text{num_class})/(1 - 1/\text{num_class})$. We then retrieve k nearest neighbors of z (with f and ANN

search) and use Eq.4 to get a (knn) data-based prediction y_{knn}, c_{knn} . Then we merge two predictions from model and dataset with Eq.5 and Eq.6 and get y_{merged}, c_{merged} . The annotation gain of sample z is then calculated as $c_{ann} - c_{merged}$ where c_{ann} is the average accuracy of the annotator. For batched selection, one can sample with probability proportional to the gain and drop redundant samples.

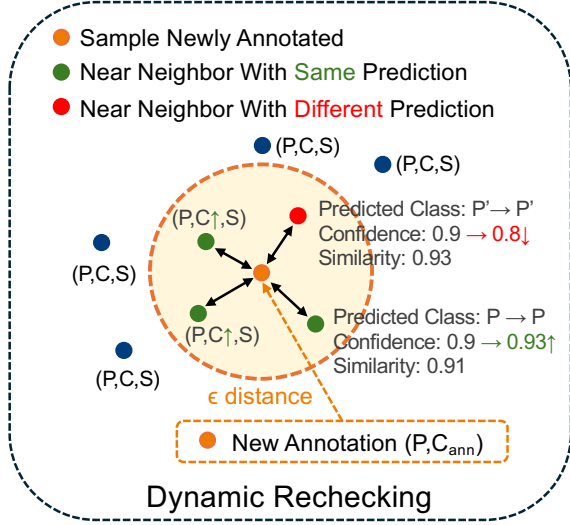


Figure 4. The idea of dynamic rechecking. When we get new annotation(s), we can update the sample estimation within the ϵ -distance to better reflect the gain. It will automatically balance classes and sample density. This step is efficient with $k\log(n)$ time.

Dynamic Rechecking After getting a new annotation y_i for $z = (x_i)$ with confidence c_{ann} , we retrieve k nearest neighbors of z . For neighbors within the distance threshold, we recalculate their data’s view prediction and update their (P,C) with our Bayesian Prediction Fusion Eq.5 and Eq.6 and update their gain. Each time we select the (batch) sample with the highest annotation gain to annotate. This design is to avoid redundancy and ensure class balance during selective annotation, as near samples with similar predictions will be updated with a lower gain, while near samples with different predictions will be updated with a higher gain. We use online-ANN based near neighbour search so that this process is efficient and extendable.

3.6. Using Public Data to Enhance Downstream Task

To further benefit downstream tasks and evaluate our method in the data/annotation growth setting, we construct a superset from multiple open-sourced (and mostly web-sourced) datasets (CC3M(Sharma et al., 2018), CC12M(Changpinyo et al., 2021), SBU(Ordenez et al., 2011), COCO(Chen et al., 2015), Visual Genome(Krishna et al., 2016), Laion-400m(Schuhmann et al., 2021)) and retrieve related samples to enhance downstream tasks. To reduce the peak

GPU/RAM memory, we subsample 1% samples from all the samples and retrieve their feature using BLIP(Li et al., 2022). Then we use K-means to get 500 clusters. We then follow (Qin et al., 2024) to do ANN-based de-redundancy and filtering within each cluster and construct the corresponding ANN index for later retrieval. This allows a higher parallelism of the algorithms. For future data scale extension, either distributed HNSW or hierarchical recursive clustering plus cluster-wise HNSW is a feasible solution.

On ImageNet-1K, we use image embedding from ImageNet-1K samples to retrieve the k nearest neighbor in the superset, and then de-redundant the samples while filtering retrieved samples with cosine distance larger than 0.2.

4. Experiments

4.1. Datasets and Implementation Details

We evaluate our method on ImageNet-1K (Deng et al., 2009), CIFAR10/100(Krizhevsky et al., a;b), StanfordCars, Food-101(Bossard et al., 2014), SVHN(Netzer et al., 2011) under different annotation ratios and settings. We further extend the training data with data from CC3M, CC12M, SBU, Visual Genome, COCO, and LAION-400m to study the effect of scaling unlabeled data.

Implementation Details. The experiments on ImageNet-1K follows Semi-ViT (Cai et al., 2022), using ViT (Dosovitskiy et al., 2021) model with MAE (He et al., 2021) pre-trained backbone to conduct supervised and semi-supervised training. All other details can be found in the Appendix.

4.2. Data/Annotation Scaling

ImageNet-1k Results We show our improvement in data/annotation efficiency here in Fig.5 and Tab.1. On 10% data setting of ImageNet, our selective annotation can increase the accuracy by 1.3% compared to the random baseline. With **only 68%** annotated samples from ImageNet-1k, we can achieve **lossless** performance (85.6% Acc), surpassing the 85.5% Acc of Semi-ViT with 80% labeled data and 20% unlabeled data. What’s more, we have an **automatic stop criterion** when the marginal gain of annotating more samples is negligible. The 68% ratio is given by the algorithm itself when it suggests to stop selecting samples, instead of a annotation ratio tuning. It can be seen that Info-Coevolution is compatible with Semi-Supervised learning, where Semi-ViT trained with 50% ImageNet-1K annotations selected by Info-Coevolution can achieve an almost lossless result (85.5%). Moreover, Info-Coevolution is compatible with continual supervised training, without introducing a distribution shift.

Comparison with Coreset Selection In Fig.6, we compare with previous SOTA method Dataset Quantization(Zhou

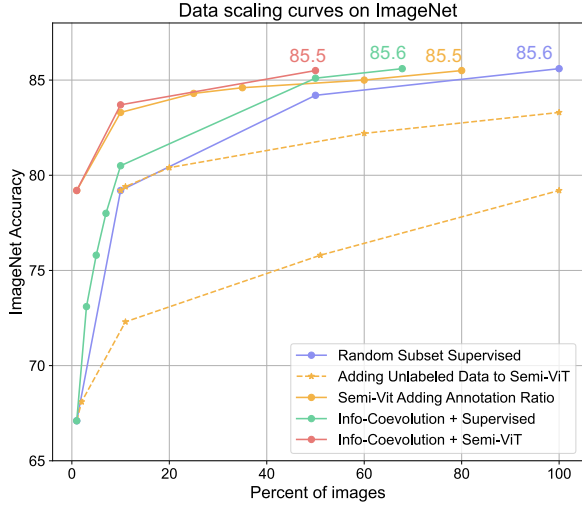


Figure 5. The scaling curve of different schemes. Info-Coevolution improves data efficiency for both Supervised/Semi-supervised settings, and gets lossless performance at 68% and 50% annotation ratios respectively.

Table 1. Accuracy of training ViT-Large on ImageNet-1k with continually increasing annotation and doing continual training. Info-Coevolution gets a 1.3% accuracy improvement in 10% ImageNet supervised setting with the proposed prioritized selective annotation.

Method	Setting	1%	3%	5%	7%	10%
Random	Supervised	67.1	72.5	74.6	76.6	79.2
Ours	Supervised	-	73.1	75.8	78.0	80.5

et al., 2023). With selection-only (not adding the MAE reconstruction), DQ achieves 85.5% Acc with 80% labeled data. It shows that beyond the extendability of Info-Coevolution, it can also serve as a good coreset selection method.

Table 2. Scaling the dataset with retrieved data from our constructed superset and training with Semi-ViT. Extending the unlabeled data can improve performance while using our selection would improve the data efficiency of unlabeled data.

Labeled Data	Additional Data	Acc
1.28M	0	85.6
1.28M	Unlabeled 2M	86.0
1.28M	Our selected unlabeled 1M	86.0

Tab.2 illustrates the effect of data scaling for further scaling semi-supervised training with unlabeled data. With additional unlabeled data, the acc can be further increased by 0.4% with semi-supervised training. For unlabeled data selection, we adjust the equation to better capture useful unlabeled data. See Appendix for detail. It uses half of the unlabeled data to enhance the performance as using all

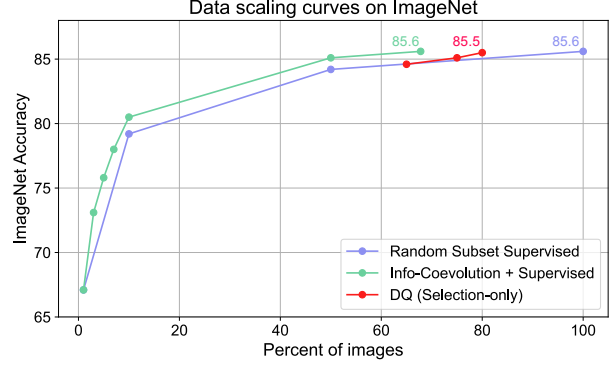


Figure 6. Compare with coreset-selection SOTA method Dataset Quantization on IN1K.

unlabeled data.

Generalization and Robustness Theoretically, the effectiveness of Info-Coevolution is model-agnostic and dataset-agnostic. We here verify its generalization and robustness across different datasets, architectures and other semi-supervised framework.

We present our experimental result on CIFAR10 semi-supervised training with Fixmatch(Sohn et al., 2020) and ResNet-50x4 in table 3. Info-Coevolution improves the data efficiency and further reduces the annotation amount to achieve lossless performance (95.85% acc) from 4000 to 1000.

Table 3. ResNet-50x4 with Fixmatch on CIFAR10

Data Selection	250	1000	4000	Full
Random	94.95	95.59	95.85	95.85
Info-Evolution	95.39	95.85	-	-

To analyze the generalization of Info-Coevolution across different datasets, we use Info-Coevolution with both supervised training and semi-supervised training by adapting pretrained ViT-L on CIFAR-10, CIFAR-100, Stanfordcars, fool101 and SVHN. As shown in Fig.7, Info-Coevolution consistently improved both supervised and semi-supervised training performance on all these datasets.

4.3. Ablation Experiments

Ablation of Components. As our algorithm involves fusing the prediction of model and KNN predictions with dynamic rechecking, we here ablate their corresponding influence on performance in Tab.4. The experiment is to choose annotation for 10% ImageNet data with 1% random data trained model. It can be seen that using only model prediction for sample gain estimation could fail to beat the random baseline (78.5% compared to 79.2%). As analyzed, purely

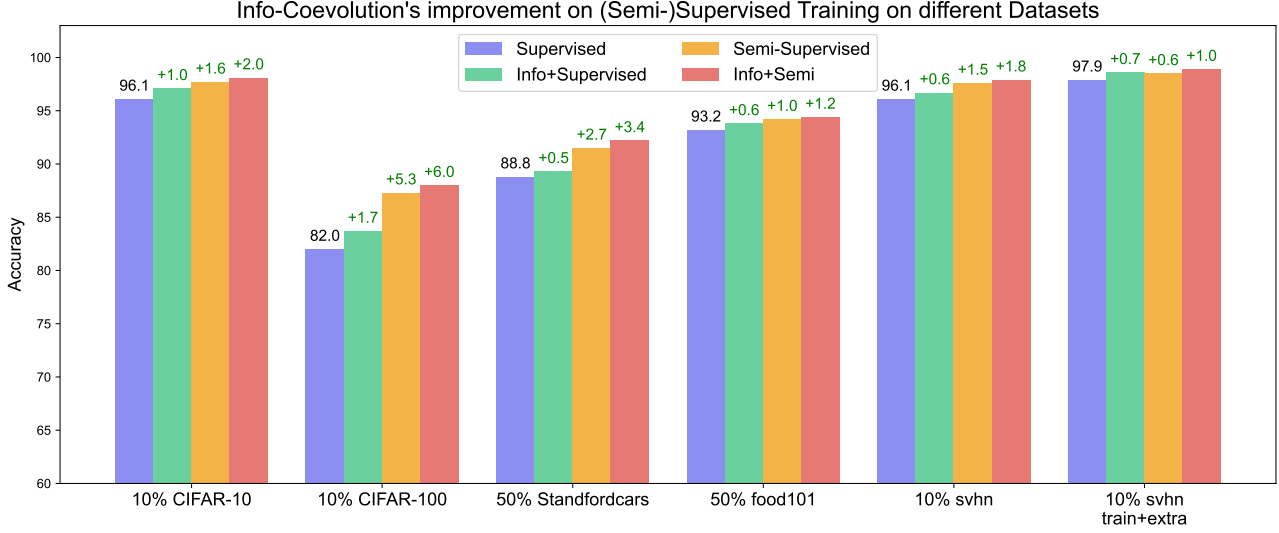


Figure 7. Info-Coevolution consistently improve the annotation efficiency across different datasets with both supervised/semi-supervised setting.

Table 4. Ablation of proposed components in the framework (1% model to select 10% annotation).

Model	Component Data	Dynamic	ImageNet Acc. 10% label
✓			78.5 _{↓0.7}
✓	✓		79.8 _{↑0.6}
✓	✓		77.1 _{↓2.1}
✓		✓	79.7 _{↑0.5}
✓	✓	✓	79.8 _{↑0.6}
✓	✓	✓	80.2_{↑1.0}
Random Select			79.2

model-uncertainty-based sample selection is unaware of distribution, which could lead to distribution bias in hard problems. Using our data’s view prediction gives a better prediction of information gain and gets 0.6% performance improvement; the dynamic rechecking which introduced locality consideration effectively mitigate the problem of model-based sample selection, improving performance by +0.5% (compared to model-only -0.7%). Our proposed multiview prediction fusion combines both model and KNN prediction to better decide the samples with higher entropy. Using the fused prediction alone will get a severe distribution balance problem, which lower down the performance by 2.1%. With dynamic rechecking involved to balance both density and class balance, it gets a 1.0% ACC improvement compared to the random baseline.

Ablation of Model Updating Frequency. We also study the influence of model fine-tuning frequency on annotation-efficiency. In Fig.8, we can see that, when we add additional model updates during the loop, Info-Coevolution can select

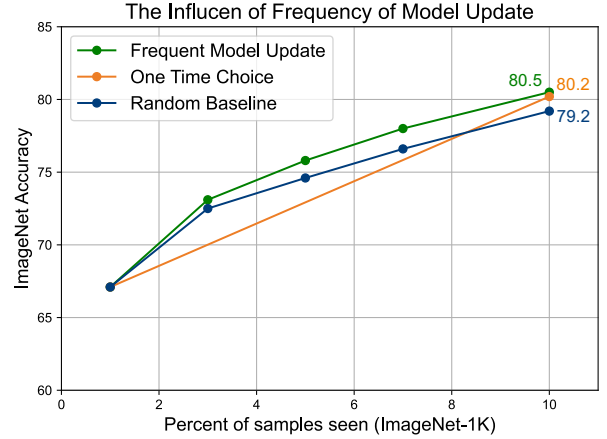


Figure 8. Ablation of model update frequency. When updating the model more frequently during selection, it shows improved data efficiency.

a better annotation set at the annotation ratio. When directly selecting 10% (0.128M) annotations for ImageNet-1k with model trained on 1% data, the performance is 80.2%; after adding two model updates in the middle, we get 80.5%.

5. Conclusion

In this work, we extend Information Gain estimation to classification tasks with locality consideration. We proposed a novel online efficient algorithm Info-Coevolution, to increase the annotation efficiency of supervised/semi-supervised training. Info-Coevolution is able to save the annotation ratio by 32% on ImageNet with a lossless performance and is compatible with Semi-Supervised learning

to achieve almost lossless performance with 50% annotation. We also demonstrate how to enhance the downstream task dataset with open-source data. As an online method, Info-Coevolution is efficient and extendable for real-world applications.

Limitations and future works Our work mainly considers the same training data distribution as the target distribution on the classification task. Using the large-scale weakly supervised data may be using different training data distribution to target. For unlabeled data and weakly-supervised data, it is possible to extend the framework further while we have only done a preliminary study. Tasks beyond classification are also worth further exploration.

Acknowledgement This work is supported by Bytedance, and was done when Ziheng Qin intern at Bytedance. Ziheng Qin, Hailun Xu (experiments) and Kai Wang (writing) are core contributors. Kanchan Sarkar and Danhui Guan are project leads. Kai Wang is supported by the National Research Foundation, Singapore under its AI Singapore Programme (AISG Award No: AISG2-PhD-2021-08-008). Yang You’s research group is being sponsored by NUS startup grant (Presidential Young Professorship), Singapore MOE Tier-1 grant, ByteDance grant, ARCTIC grant, SMI grant (WBS number: A-8001104-00-00), Alibaba grant, and Google grant for TPU usage. We thank Dawei Du for valuable discussions and feedback.

Impact Statement

This paper presents research aimed at advancing the field of efficient training in the context of continuously growing datasets. We conducted experiments using publicly available, widely-used datasets in machine learning, without incorporating any new data. As such, our work poses no risk of harmful societal consequences. Instead, it contributes to society by enabling the development of better neural models at a lower cost.

References

- Bossard, L., Guillaumin, M., and Van Gool, L. Food-101 – mining discriminative components with random forests. In Fleet, D., Pajdla, T., Schiele, B., and Tuytelaars, T. (eds.), *Computer Vision – ECCV 2014*, pp. 446–461, Cham, 2014. Springer International Publishing. ISBN 978-3-319-10599-4.
- Brown, T. B., Mann, B., Ryder, N., Subbiah, M., Kaplan, J., Dhariwal, P., Neelakantan, A., Shyam, P., Sastry, G., Askell, A., Agarwal, S., Herbert-Voss, A., Krueger, G., Henighan, T., Child, R., Ramesh, A., Ziegler, D. M., Wu, J., Winter, C., Hesse, C., Chen, M., Sigler, E., Litwin, M., Gray, S., Chess, B., Clark, J., Berner, C., McCandlish, S., Radford, A., Sutskever, I., and Amodei, D. Language models are few-shot learners, 2020. URL <https://arxiv.org/abs/2005.14165>.
- Cai, Z., Ravichandran, A., Favaro, P., Wang, M., Modolo, D., Bhotika, R., Tu, Z., and Soatto, S. Semi-supervised vision transformers at scale, 2022. URL <https://arxiv.org/abs/2208.05688>.
- Changpinyo, S., Sharma, P., Ding, N., and Soricut, R. Conceptual 12m: Pushing web-scale image-text pre-training to recognize long-tail visual concepts, 2021. URL <https://arxiv.org/abs/2102.08981>.
- Chen, X., Fang, H., Lin, T.-Y., Vedantam, R., Gupta, S., Dollar, P., and Zitnick, C. L. Microsoft coco captions: Data collection and evaluation server, 2015. URL <https://arxiv.org/abs/1504.00325>.
- Coleman, C., Yeh, C., Mussmann, S., Mirzasoleiman, B., Bailis, P., Liang, P., Leskovec, J., and Zaharia, M. Selection via proxy: Efficient data selection for deep learning. *arXiv preprint arXiv:1906.11829*, 2019.
- Deng, J., Dong, W., Socher, R., Li, L.-J., Li, K., and Fei-Fei, L. Imagenet: A large-scale hierarchical image database. In *2009 IEEE Conference on Computer Vision and Pattern Recognition*, pp. 248–255, 2009. doi: 10.1109/CVPR.2009.5206848.

- Deng, L. The mnist database of handwritten digit images for machine learning research [best of the web]. *IEEE Signal Processing Magazine*, 29(6):141–142, 2012. doi: 10.1109/MSP.2012.2211477.
- Devlin, J., Chang, M.-W., Lee, K., and Toutanova, K. Bert: Pre-training of deep bidirectional transformers for language understanding, 2019. URL <https://arxiv.org/abs/1810.04805>.
- Dosovitskiy, A., Beyer, L., Kolesnikov, A., Weissenborn, D., Zhai, X., Unterthiner, T., Dehghani, M., Minderer, M., Heigold, G., Gelly, S., Uszkoreit, J., and Houlsby, N. An image is worth 16x16 words: Transformers for image recognition at scale, 2021. URL <https://arxiv.org/abs/2010.11929>.
- Ducoffe, M. and Precioso, F. Adversarial active learning for deep networks: a margin based approach. *arXiv preprint arXiv:1802.09841*, 2018.
- Guo, C., Zhao, B., and Bai, Y. Deepcore: A comprehensive library for coresets selection in deep learning, 2022. URL <https://arxiv.org/abs/2204.08499>.
- He, K., Chen, X., Xie, S., Li, Y., Dollár, P., and Girshick, R. Masked autoencoders are scalable vision learners, 2021. URL <https://arxiv.org/abs/2111.06377>.
- Hino, H. Active learning: Problem settings and recent developments. *CoRR*, abs/2012.04225, 2020. URL <https://arxiv.org/abs/2012.04225>.
- Iyer, R., Khargoankar, N., Bilmes, J., and Asanani, H. Sub-modular combinatorial information measures with applications in machine learning. In *Algorithmic Learning Theory*, pp. 722–754. PMLR, 2021.
- Killamsetty, K., Durga, S., Ramakrishnan, G., De, A., and Iyer, R. Grad-match: Gradient matching based data subset selection for efficient deep model training. In *International Conference on Machine Learning*, pp. 5464–5474. PMLR, 2021a.
- Killamsetty, K., Sivasubramanian, D., Ramakrishnan, G., and Iyer, R. Glisten: Generalization based data subset selection for efficient and robust learning. In *Proceedings of the AAAI Conference on Artificial Intelligence*, volume 35-9, pp. 8110–8118, 2021b.
- Kirillov, A., Mintun, E., Ravi, N., Mao, H., Rolland, C., Gustafson, L., Xiao, T., Whitehead, S., Berg, A. C., Lo, W.-Y., Dollár, P., and Girshick, R. Segment anything, 2023. URL <https://arxiv.org/abs/2304.02643>.
- Krishna, R., Zhu, Y., Groth, O., Johnson, J., Hata, K., Kravitz, J., Chen, S., Kalantidis, Y., Li, L.-J., Shamma, D. A., Bernstein, M. S., and Li, F.-F. Visual genome: Connecting language and vision using crowdsourced dense image annotations, 2016. URL <https://arxiv.org/abs/1602.07332>.
- Krizhevsky, A., Nair, V., and Hinton, G. Cifar-10 (canadian institute for advanced research). a. URL <http://www.cs.toronto.edu/~kriz/cifar.html>.
- Krizhevsky, A., Nair, V., and Hinton, G. Cifar-100 (canadian institute for advanced research). b. URL <http://www.cs.toronto.edu/~kriz/cifar.html>.
- Li, D., Wang, Z., Chen, Y., Jiang, R., Ding, W., and Okumura, M. A survey on deep active learning: Recent advances and new frontiers, 2024. URL <https://arxiv.org/abs/2405.00334>.
- Li, J., Li, D., Xiong, C., and Hoi, S. BLIP: Bootstrapping language-image pre-training for unified vision-language understanding and generation. In Chaudhuri, K., Jegelka, S., Song, L., Szepesvari, C., Niu, G., and Sabato, S. (eds.), *Proceedings of the 39th International Conference on Machine Learning*, volume 162 of *Proceedings of Machine Learning Research*, pp. 12888–12900. PMLR, 17–23 Jul 2022. URL <https://proceedings.mlr.press/v162/li22n.html>.
- Malkov, Y. A. and Yashunin, D. A. Efficient and robust approximate nearest neighbor search using hierarchical navigable small world graphs, 2018. URL <https://arxiv.org/abs/1603.09320>.
- Margatina, K., Vernikos, G., Barrault, L., and Aletras, N. Active learning by acquiring contrastive examples. *arXiv preprint arXiv:2109.03764*, 2021.
- Mirzasoleiman, B., Bilmes, J., and Leskovec, J. Coresets for data-efficient training of machine learning models. In *International Conference on Machine Learning*, pp. 6950–6960. PMLR, 2020.
- Netzer, Y., Wang, T., Coates, A., Bissacco, A., Wu, B., and Ng, A. Y. Reading digits in natural images with unsupervised feature learning. In *NIPS Workshop on Deep Learning and Unsupervised Feature Learning 2011*, 2011. URL http://ufldl.stanford.edu/housenumbers/nips2011_housenumbers.pdf.
- Ordonez, V., Kulkarni, G., and Berg, T. Im2text: Describing images using 1 million captioned photographs. In Shawe-Taylor, J., Zemel, R., Bartlett, P., Pereira, F., and Weinberger, K. (eds.), *Advances in Neural Information Processing Systems*, volume 24. Curran Associates, Inc., 2011. URL https://proceedings.neurips.cc/paper_files/paper/2011/file/

- 5dd9db5e033da9c6fb5ba83c7a7e9-Paper.pdf.
- Paul, M., Ganguli, S., and Dziugaite, G. K. Deep learning on a data diet: Finding important examples early in training. *Advances in neural information processing systems*, 34: 20596–20607, 2021.
- Qin, Z., Xu, Z., Zhou, Y., Zheng, Z., Cheng, Z., Tang, H., Shang, L., Sun, B., Peng, X., Timofte, R., Yao, H., Wang, K., and You, Y. Dataset growth. In *Computer Vision – ECCV 2024: 18th European Conference, Milan, Italy, September 29–October 4, 2024, Proceedings, Part IX*, pp. 58–75, Berlin, Heidelberg, 2024. Springer-Verlag. ISBN 978-3-031-72672-9. doi: 10.1007/978-3-031-72673-6_4. URL https://doi.org/10.1007/978-3-031-72673-6_4.
- Radford, A., Kim, J. W., Hallacy, C., Ramesh, A., Goh, G., Agarwal, S., Sastry, G., Askell, A., Mishkin, P., Clark, J., Krueger, G., and Sutskever, I. Learning transferable visual models from natural language supervision, 2021. URL <https://arxiv.org/abs/2103.00020>.
- Raffel, C., Shazeer, N., Roberts, A., Lee, K., Narang, S., Matena, M., Zhou, Y., Li, W., and Liu, P. J. Exploring the limits of transfer learning with a unified text-to-text transformer. *Journal of machine learning research*, 21 (140):1–67, 2020.
- Schuhmann, C., Vencu, R., Beaumont, R., Kaczmarczyk, R., Mullis, C., Katta, A., Coombes, T., Jitsev, J., and Komatsuzaki, A. Laion-400m: Open dataset of clip-filtered 400 million image-text pairs, 2021. URL <https://arxiv.org/abs/2111.02114>.
- Sener, O. and Savarese, S. Active learning for convolutional neural networks: A core-set approach. *arXiv preprint arXiv:1708.00489*, 2017.
- Sener, O. and Savarese, S. Active learning for convolutional neural networks: A core-set approach, 2018. URL <https://arxiv.org/abs/1708.00489>.
- Sharma, P., Ding, N., Goodman, S., and Soricut, R. Conceptual captions: A cleaned, hypernymed, image alt-text dataset for automatic image captioning. In *Proceedings of ACL*, 2018.
- Sinha, S., Zhang, H., Goyal, A., Bengio, Y., Larochelle, H., and Odena, A. Small-gan: Speeding up gan training using core-sets. In *International Conference on Machine Learning*, pp. 9005–9015. PMLR, 2020.
- Smith, F. B., Kirsch, A., Farquhar, S., Gal, Y., Foster, A., and Rainforth, T. Prediction-oriented bayesian active learning, 2023. URL <https://arxiv.org/abs/2304.08151>.
- Sohn, K., Berthelot, D., Li, C.-L., Zhang, Z., Carlini, N., Cubuk, E. D., Kurakin, A., Zhang, H., and Raffel, C. Fixmatch: Simplifying semi-supervised learning with consistency and confidence, 2020. URL <https://arxiv.org/abs/2001.07685>.
- Toneva, M., Sordoni, A., Combes, R. T. d., Trischler, A., Bengio, Y., and Gordon, G. J. An empirical study of example forgetting during deep neural network learning. *arXiv preprint arXiv:1812.05159*, 2018.
- Wang, Y., Chen, H., Heng, Q., Hou, W., Fan, Y., Wu, Z., Wang, J., Savvides, M., Shinozaki, T., Raj, B., Schiele, B., and Xie, X. Freematch: Self-adaptive thresholding for semi-supervised learning, 2023. URL <https://arxiv.org/abs/2205.07246>.
- Zhang, B., Wang, Y., Hou, W., Wu, H., Wang, J., Okumura, M., and Shinozaki, T. Flexmatch: Boosting semi-supervised learning with curriculum pseudo labeling, 2022. URL <https://arxiv.org/abs/2110.08263>.
- Zhou, D., Wang, K., Gu, J., Peng, X., Lian, D., Zhang, Y., You, Y., and Feng, J. Dataset quantization, 2023. URL <https://arxiv.org/abs/2308.10524>.
- Zhu, Y. Aligning books and movies: Towards story-like visual explanations by watching movies and reading books. *arXiv preprint arXiv:1506.06724*, 2015.

A. Proof

We show our proof of Theorem 3.1 here as follows: For the model $M = g \circ f$, assume g is L_g -Lipschitz, i.e. for all z_1, z_2 in the feature space, we have

$$\|g(z_1) - g(z_2)\| \leq L_g \|z_1 - z_2\| \quad (8)$$

Then,

$$\|g(z_1) - g(z_2)\| \leq L_g \|z_1 - z_2\| \leq L_g \epsilon \quad (9)$$

Softmax is known to be 1-Lipschitz which does not further change the bound of logits.

When using cosine distance, we know that

$$\text{cosine_dis}(z_1, z_2) = 1 - \frac{\langle z_1, z_2 \rangle}{\|z_1\| \|z_2\|} \quad (10)$$

If features $\|z_1\|, \|z_2\|$ are normalized (as in ViT networks), then

$$\|z_1 - z_2\| = \sqrt{2 * \text{cosine_dist}(z_1, z_2)} \quad (11)$$

And

$$\text{cosine_dist}(z_1, z_2) < \epsilon \Rightarrow \|g(z_1) - g(z_2)\| \leq L_g \sqrt{2\epsilon} \quad (12)$$

B. Additional Experiment Details

We follow the experimental settings in [Semi-ViT](#). Our results are trained on a single node of 8 NVIDIA A100-SXM4-80G. For supervised finetuning, we train the model with batchsize 512, learning rate 0.001 for 50 epochs with all augmentations same as in Semi-ViT.

C. Semi-supervised Data Selection

For selecting the semi-supervised data, we further add another term based on each sample's average distance to nearest k neighbours in high-confidence samples and already selected samples.

$$\text{Semi-Gain}(z) = \sum_{x \in KNN, x \in \text{Selected}} \text{cosine_dist}(z, x) \quad (13)$$

This term is to encourage a more uniform distribution of unlabeled samples in the space between the labeled samples, so that the semi-supervised training can progressively learn the pseudo target.