

# AngleRoCL: Angle-Robust Concept Learning for Physically View-Invariant T2I Adversarial Patches

Wenjun Ji<sup>1</sup> Yuxiang Fu<sup>1</sup> Luyang Ying<sup>1</sup> Deng-Ping Fan<sup>1</sup>  
Yuyi Wang<sup>2</sup> Ming-Ming Cheng<sup>1</sup> Ivor Tsang<sup>3</sup> Qing Guo<sup>1\*</sup>

<sup>1</sup>Nankai University <sup>2</sup>CRRC Zhuzhou Institute

<sup>3</sup> IHPC and CFAR, Agency for Science, Technology and Research  
wenjj@mail.nankai.edu.cn tsingqguo@ieee.org


## Abstract

Cutting-edge works have demonstrated that text-to-image (T2I) diffusion models can generate adversarial patches that mislead state-of-the-art object detectors in the physical world, revealing detectors’ vulnerabilities and risks. However, these methods neglect the T2I patches’ attack effectiveness when observed from different views in the physical world (*i.e.*, angle robustness of the T2I adversarial patches). In this paper, we study the angle robustness of T2I adversarial patches comprehensively, revealing their angle-robust issues, demonstrating that texts affect the angle robustness of generated patches significantly, and task-specific linguistic instructions fail to enhance the angle robustness. Motivated by the studies, we introduce Angle-Robust Concept Learning (AngleRoCL), a simple and flexible approach that learns a generalizable concept (*i.e.*, text embeddings in implementation) representing the capability of generating angle-robust patches. The learned concept can be incorporated into textual prompts and guides T2I models to generate patches with their attack effectiveness inherently resistant to viewpoint variations. Through extensive simulation and physical-world experiments on five SOTA detectors across multiple views, we demonstrate that AngleRoCL significantly enhances the angle robustness of T2I adversarial patches compared to baseline methods. Our patches maintain high attack success rates even under challenging viewing conditions, with over 50% average relative improvement in attack effectiveness across multiple angles. This research advances the understanding of physically angle-robust patches and provides insights into the relationship between textual concepts and physical properties in T2I-generated contents.

## 1 Introduction

Recent advances in deep learning have revealed that text-to-image (T2I) diffusion models can generate adversarial patches capable of misleading state-of-the-art object detectors in physical environments [46, 57]. Unlike traditional optimization-based adversarial patch generation methods [3, 25, 61] that rely on gradient-based pixel manipulations and often struggle to transfer to physical settings and detection models due to environmental factors like printer’s color shifting, T2I generation approaches offer significant advantages (*e.g.*, low-cost, model-agnostic, and transferable) in the physical deployment [46, 57]. These patches exploit vulnerabilities in detection systems, creating significant security concerns for critical applications such as autonomous driving and surveillance. However, existing approaches to generating T2I adversarial patches have largely overlooked a crucial real-world challenge: maintaining attack effectiveness when patches are viewed from different angles

\*Corresponding author



**Figure 1:** (a) Intuitive idea of AngleRoCL: incorporating the learned angle-robust concept into textual prompts to generate patches that maintain attack effectiveness across multiple viewing angles. (b) Digital and physical deployment results AngleRoCL patches (bottom rows) vs. NDDA baseline (top rows). (c) Statistical results across 15 angles, where orange intensity represents attack success rates.

in physical environments. As shown in Fig. 1, NDDA’s patches can only mislead the stop sign detector (YOLOv5) at the front angles while failing at other angles in both digital and physical settings.

In practical scenarios, adversarial patches are typically observed from various viewpoints, making angle robustness essential for sustained attack effectiveness. Current approaches predominantly generate patches that demonstrate attack capabilities only under fixed or limited viewing angle ranges, significantly limiting their effectiveness in real-world applications. For example, patches designed to mislead stop sign detection may work when viewed head-on but fail when observed from oblique angles, reducing their practical impact.

In this paper, we first conduct a comprehensive investigation into the angle robustness of T2I adversarial patches. Our study reveals several important findings: ❶ the angle robustness of T2I adversarial patches varies significantly depending on the textual prompts used; ❷ simply augmenting prompts with task-specific linguistic instructions (e.g., “detectable at multiple angles in all directions”) fails to enhance angle robustness; and ❸ certain robust feature-related prompt elements have greater influence on angle robustness than others. Please refer to Sec. 3 for details.

Motivated by these insights, we introduce angle-robust concept learning (AngleRoCL), a novel approach that learns a concept representing the capability to generate angle-robust adversarial patches. Unlike previous methods that require specific optimization for each patch environment, our approach encodes angle robustness as a learned concept in the embedding space of T2I models. The learned concept can then be incorporated into any subject-related textual prompt, guiding diffusion models to generate patches with attack effectiveness that inherently remains robust across multiple viewing angles. AngleRoCL offers several key advantages over existing approaches: ❶ environment-free learning that eliminates the need for user-provided environment images; ❷ detector-guided optimization that leverages feedback from target detectors to supervise the concept learning process; and ❸ consistent attack effectiveness maintained across diverse viewing angles. Through extensive experiments in both digital and physical environments, we demonstrate that AngleRoCL significantly enhances the angle robustness of T2I adversarial patches compared to baseline methods (See Fig. 1 (a), achieving about relative improvement of 58.96% in digital environments and 82.41% in physical environments in attack effectiveness across multiple viewing angles. This research advances the understanding of physically robust adversarial patches and provides valuable insights into the relationship between textual concepts and physical properties in T2I-generated content.

## 2 Related Works

**Physical adversarial attacks.** Latest research indicates that deep neural network (DNN)-based object detection systems are vulnerable to adversarial patches that can induce erroneous outputs [12, 18, 35, 37, 39, 49, 20, 17, 59, 30]. When deployed in physical environments, such adversarial patches pose more severe threats by enabling targeted attacks on autonomous driving systems [54, 32],

classification models [4, 12, 62, 28, 51, 15], and other critical domains [8, 9, 22, 48, 50, 16, 21, 55, 58]. Given that these physical adversarial patches are highly reproducible and deployable [46], their attack effectiveness [4, 50, 24, 19], stealthiness [10, 25, 28, 53, 27], and scenario plausibility [5, 57] warrant in-depth investigation. However, achieving efficient physical adversarial attacks remains challenging. Taking physical attacks targeting stop sign as a representative case, existing studies predominantly generate adversarial patches that only demonstrate effective attack capabilities under fixed or narrow viewing angle ranges, thereby exhibiting constrained attack effectiveness in practical applications. To address this limitation, our research focuses on generating angle-robust adversarial patches capable of maintaining attack efficacy across multiple viewing angles in physical deployment scenarios.

**T2I generation for attacks.** Traditional adversarial attacks predominantly operate within the digital domain, conducting targeted manipulations by introducing perturbations to image [6, 18, 37, 38, 39, 49] or by altering pixel values [49]. While these perturbations maintain visual imperceptibility to human observers, their efficacy degrades significantly when deployed in physical environments due to environmental factors [1, 34, 33, 58]. Recent advancements in diffusion models [23, 41, 43, 45] have enabled researchers to employ text-to-image (T2I) models for directly generating adversarial patches [36, 46, 57]. These patches achieve superior attack effectiveness compared to traditional methods in the physical world due to non-robust features that are predictive but incomprehensible to humans [46].

**Angle robustness enhancements.** The deployment of adversarial patches in practical physical environments necessitates systematic consideration of various complex environmental factors, with detector viewing angle variation constituting a critical influencing parameter. Previous research on angle robustness primarily focused on 3D object camouflage domains, where certain methods attempted to generate or modify surface textures of physical 3D objects to achieve multi-view disguise effects [2, 7, 11, 29, 40, 47, 63]. However, these specially engineered textures suffer from critical limitations including overfitting to specific viewing angles, poor transferability across objects, and visually unnatural appearances [7, 26]. In the 2D domain, existing studies primarily concentrate on evasion attacks - such as attaching adversarial stickers to existing objects to disrupt detector recognition processes [12, 56]. Some approaches have explored physical scaling transformations of adversarial patches to enhance recognition robustness [4], yet demonstrate inadequate angular robustness [8, 61]. To our knowledge, no prior work has formally conceptualized angular robustness for adversarial patches, nor successfully integrated this property into practical patch generation frameworks for physical deployment scenarios.

### 3 Preliminaries and Discussions

#### 3.1 T2I Adversarial Patches

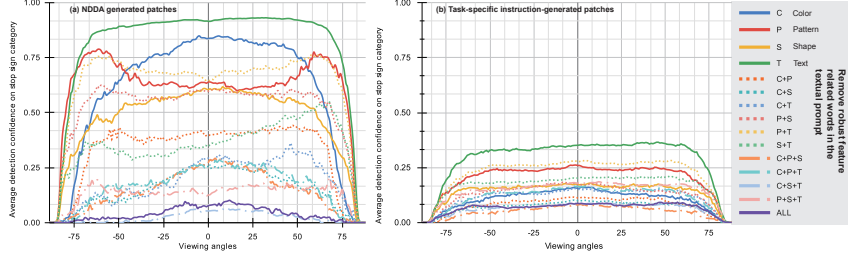
The recent work [46] demonstrates that text-to-image (T2I) models can generate patches capable of misleading model-agnostic object detectors in the physical world by simply modifying input text prompts to remove robust features. This operational pipeline can be formalized as follows: given a textual prompt  $\mathcal{T}$  describing both the target subject (e.g., stop sign) and its associated robust features (e.g., shape, color, text, and pattern), a stable diffusion model  $\mathcal{M}(\cdot)$  processes  $\mathcal{T}$  to generate a patch  $\mathbf{P}$ , which can be formulated as  $\mathbf{P} = \mathcal{M}(\mathcal{T})$ . The work demonstrates that by modifying the textual prompt  $\mathcal{T}$  to remove robust features, the T2I model generates patches that can effectively mislead various state-of-the-art object detectors in a black-box manner in physical-world scenarios. We denote the patch as *T2I adversarial patches* to distinguish them from conventional adversarial patches.

#### 3.2 Empirical Studies on Angle Robustness

**Angle robustness testing.** Although effective, previous works [46, 57] overlook the angle robustness of T2I adversarial patches—their effectiveness when viewed from different angles. To address this gap, we comprehensively evaluate the angle robustness of T2I adversarial patches. Specifically, we selected “stop sign” as our test subject, with the dual objective of generating patches that ❶ appear non-suspicious to human observers and ❷ cause detectors to misclassify them as a stop sign. Following the NDDA method [46], we constructed a prompt set  $\{\mathcal{T}_i | i \in [1, \dots, 15]\}$  through

systematic ablation of distinctive features from standard stop sign descriptions<sup>2</sup> For each prompt  $\mathcal{T}_i$ , we generated  $K$  patches  $\{\mathbf{P}_i^j | j \in [1, \dots, K]\}$ . For each patch  $\mathbf{P}_i^j$ , we inserted it into an environment and captured images  $\mathbf{I}_\theta^{(i,j)}$  from various angles  $\theta$ , spanning the range  $\theta \in (-90^\circ, 90^\circ)$  with a sampling interval of  $\nabla\theta = 1^\circ$ . An angle of zero (*i.e.*,  $\theta = 0^\circ$ ) represents a frontal view (See Fig. 1 (b)). We then fed each image  $\mathbf{I}_\theta^{(i,j)}$  into an object detector and recorded the false-positive confidence score  $s_\theta^{(i,j)}$  (*i.e.*, probability of misclassification as “stop sign”). This procedure generated 180 test images per patch  $\mathbf{P}_i^j$ , resulting in  $K \times 180$  evaluations per prompt  $\mathcal{T}_i$ . We defined the angle robustness metric for prompt  $\mathcal{T}_i$  at viewing angle  $\theta$  as the average of  $s_\theta^{(i,j)}$  across  $K$  adversarial patches, *i.e.*,  $\mathcal{R}_\theta(\mathcal{T}_i) = \frac{1}{K} \sum_{j=1}^K s_\theta^{(i,j)}$ .

We evaluated the 15 textual prompts by setting  $K = 50$  and digitally inserting the generated patches into environmental images.



**Figure 2:** Average detection confidence (*i.e.*,  $\mathcal{R}_\theta(\mathcal{T}_i)$ ) at different viewing angles (*i.e.*,  $\theta$ ) across image sets (*i.e.*,  $\mathbf{I}_\theta^{(i,j)}$ ) generated by given attack strategy ( $i \in [1, \dots, 15]$ ,  $j \in [1, \dots, K]$ ,  $\theta \in (-90^\circ, 90^\circ)$ ,  $\nabla\theta = 1^\circ$ ). The y-axis labels indicate average detection confidence and the x-axis labels indicate different viewing angles. The rightmost panel demonstrates removed features: Color (C), Pattern (P), Shape (S), and Text (T). Patch generated by (a) NDDA prompt and (b) Task-specific instruction prompt.

Due to resource constraints, we could not replicate this comprehensive angular testing in the physical world. However, our physical validation experiments using a reduced set of sampling angles yielded similar conclusions. We show the visualization of  $s_\theta^{(i,j)}$  in Fig. 2 (a), and observe that: ❶ Most prompts  $\mathcal{T}_i$  display centripetal confidence increase across  $180^\circ$  viewing angles ; ❷ Attack efficacy roughly presents an inverse correlation with the number of feature ablation ; ❸ For  $\mathcal{T}_i$  removed same counts of features, the performance differences are still significant ; ❹ Only a minority of prompts achieve statistically significant attack success. The experimental results demonstrate significant variance in attack efficacy across different prompts  $\mathcal{T}_i$  under varying viewing angles.

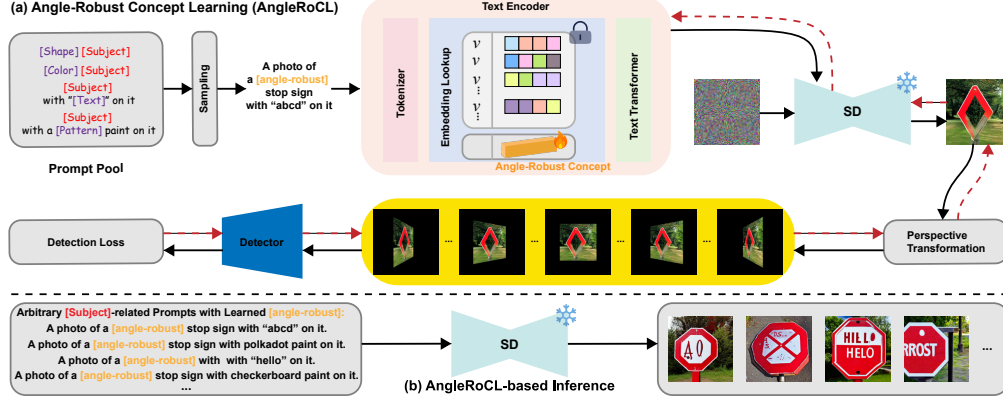
**Task-specific instruction for angle robustness enhancement.** To investigate potential improvements, we implemented another attack strategy: augmenting the original prompts in  $\{\mathcal{T}_i | i \in [1, \dots, 15]\}$  with task-oriented narrative instructions, such as appending the phrase “detectable at multiple angles in all directions”. Three modified prompt configurations were engineered: ❶ Prefix-enhanced:  $\{\mathcal{T}_p + \mathcal{T}_i\}$ . ❷ Infix-integrated:  $\{\mathcal{T}_i + \mathcal{T}_m + \mathcal{T}_i\}$ . ❸ Suffix-appended:  $\{\mathcal{T}_i + \mathcal{T}_s\}$ . All other experimental parameters remained unchanged except sample size  $K$  ( $\theta \in (-90^\circ, 90^\circ)$ ,  $\nabla\theta = 1^\circ$ ). As illustrated in Fig. 2 (b), the augmented prompts exhibited significant degradation in angular robustness metrics. This empirical evidence suggests that simply incorporating task-specific linguistic instructions fails to enhance the angle robustness. Consequently, we conclude that current T2I text encoders lack the capacity to interpret abstract, goal-oriented narrative commands for angle-robust purposes.

## 4 Methodology: Angle-Robust Concept Learning (AngleRoCL)

Our analyses show different textual prompts significantly affect angle robustness, while simple task-specific linguistic instructions fail to enhance this property. To address this limitation, we propose AngleRoCL to encode angle robustness as a latent concept, which can be plugged into textual prompts and guide T2I to generate patches that maintain attack efficacy across viewpoint variations while preserving physical deployability. Fig. 3 shows our AngleRoCL’s pipeline.

<sup>2</sup>In NDDA, we have an original prompt for “stop sign”, *i.e.*, “a photo of a stop sign”. We can remove robust features (*i.e.*, color (C), pattern (P), Shape (S), and Text (T)) by adding constraints into the standard description.





**Figure 3:** (a) Pipeline of our angle-robust concept learning (AngleRoCL). The latent code represents the learned concept  $\langle \text{angle-robust} \rangle$ . (b) shows the inference results when we use the learned concept.

#### 4.1 Problem Formulation

Given a pre-trained stable diffusion model  $\mathcal{M}(\cdot)$ , we generate an adversarial patch by feeding the model with a texture prompt  $\mathcal{T}$  containing the subject and related constraints, such that  $\mathbf{P} = \mathcal{M}(\mathcal{T})$ . When this generated patch  $\mathbf{P}$  is inserted into an environment denoted as  $E$ , it produces an image from observation angle  $\theta$ , that is,  $\mathbf{I}_\theta = \text{Obs}(\mathbf{P}, E, \theta)$ . Our objective is to ensure the patch consistently misleads object detectors across various viewing angles. Intuitively, following the existing solution, we can add optimized adversarial noise to the generated patch to achieve the goal [61]. However, such a solution needs to perform the optimization for each patch, and the optimized noise can hardly be transferred into the physical world and keep attack effectiveness against different detectors. In this work, we propose to learn a concept to represent the capability of generating angle-robust adversarial patches, and the learned concept could be defined through new “words” in the embedding space and be inserted into any existing subject-related prompts to generate angle-robust patches. We can formulate the angle robust concept learning (AngleRoCL) as

$$\mathcal{C} = \arg \min_{\mathcal{C}_*} \mathbb{E}_{\theta \sim (-90^\circ, 90^\circ)} \mathcal{L}_{\text{det}}(\text{Obs}(\mathbf{P}, E, \theta), y) d\theta, \text{ subject to, } \mathbf{P} = \mathcal{M}(\Lambda(\mathcal{T}, \mathcal{C}_*)), \quad (1)$$

where  $\mathcal{C}$  denotes the words representing the learned angle-robust concept and  $\Lambda(\mathcal{T}, \mathcal{C}_*)$  is the function to insert the concept words into the textual prompt. The loss function  $\mathcal{L}_{\text{det}}(\cdot)$  measures whether the attack objective indicated by  $y$  has been achieved, for example, the generated patch is misdetected as “Stop Sign”. Once we obtain  $\mathcal{C}$ , we can incorporate it into any subject-related textual prompts to generate patches that maintain robust performance across multiple viewing angles (See Fig. 3 (b)).

#### 4.2 AngleRoCL as the Angle-aware Textual Inversion

Textual inversion was proposed for personalizing diffusion-based generation, enabling the model to learn a specific concept of an object or style from user-provided images [14]. This technique allows for consistent regeneration of the same object by simply incorporating the concept’s embedding words into the generation model’s input prompt. Inspired by this approach, we formulate angle-robust concept learning as a textual inversion problem. Unlike previous work, AngleRoCL should have the following key properties: **① Environment-free learning.** Rather than requiring user-provided images of a concept, our learned angle-robust concept remains effective across any environment without relying on specific environmental images. **② Detector-guided optimization.** AngleRoCL should leverage feedback from the target detector to directly supervise the optimization of the angle-robust concept. **③ Consistent attack effectiveness across viewing angles.** During the learning process, we optimize not only for image quality but specifically for adversarial performance maintained across multiple angular perspectives. *Our method should uniquely combine angle-awareness with environment-free concept learning through detector feedback across diverse observation angles.*

Specifically, we start with the input textual prompt with the  $\Lambda(\mathcal{T}, \mathcal{C})$  where we tend to insert the targeted  $\mathcal{C}$  (i.e., “angle-robust”) into an existing textual prompt  $\mathcal{T}$ . Then, we have a text encoder like CLIP to extract the embeddings of  $\Lambda(\mathcal{T}, \mathcal{C})$  and get  $\mathbf{F}_\mathcal{T}$  and  $\mathbf{F}_\mathcal{C}$ . Here, we aim to learn a new embedding of  $\mathcal{C}$  to replace the original one (i.e.,  $\mathbf{F}_\mathcal{C}$ ), which denotes the angle-robust concept and

should make the subsequent patch generation angle-robust. Then, we can reformulate the Eq. (1)

$$\mathbf{F}_C = \arg \min_{\mathbf{F}_{C*}} \mathbb{E}_{\theta \sim (-90^\circ, 90^\circ)} \mathcal{L}_{\text{det}}(\text{Obs}(\mathbf{P}, \mathbf{E}, \theta), y), \text{ subject to, } \mathbf{P} = \mathcal{M}([\mathbf{F}_T, \mathbf{F}_{C*}]). \quad (2)$$

However, it requires high costs to sample different angles during the optimization. Hence, we perform the projective transformation on the image captured at the angle  $\theta = 0$  to produce the images captured at other angles. Then, the Eq. (2) is reformulated as

$$\mathbf{F}_C = \arg \min_{\mathbf{F}_{C*}} \mathbb{E}_{\theta \sim (-90^\circ, 90^\circ)} \mathcal{L}_{\text{det}}(\text{Proj}(\mathbf{I}_{0^\circ}, \theta), y), \quad (3)$$

$$\text{subject to, } \mathbf{I}_{0^\circ} = \text{Obs}(\mathbf{P}, \mathbf{E}, 0^\circ), \mathbf{P} = \mathcal{M}([\mathbf{F}_T, \mathbf{F}_{C*}]), \quad (4)$$

where  $\text{Proj}(\cdot)$  denotes the projective transformation corresponding to the observation angle.

**Angle robustness loss.** We adopt a loss function  $\mathcal{L}_{\text{det}}(\cdot)$  to maximize the adversarial effect across multiple viewing angles, which is defined as follows

$$\mathcal{L}_{\text{det}}(\mathbf{I}_\theta, y) = \max(y - \text{Det}(\mathbf{I}_\theta), 0) \cdot \lambda, \quad (5)$$

where  $\text{Det}(\mathbf{I}_\theta)$  is the confidence score of a detector on the interested category (*e.g.*, “stop sign”). Here, we use YOLOv5.  $y$  is the detection threshold and  $\lambda$  is a scaling factor. This loss penalizes viewing perspectives where detection confidence falls below the threshold, encouraging wide-angle effectiveness. By minimizing this loss across different angles, we optimize the  $\mathbf{F}_C$  to guide the patch generation that maintains high detection confidence across all viewing angles.

**Angle-robust patch generation.** Once the angle robustness concept is learned and encapsulated in the `<angle-robust>` token, generating angle-robust adversarial patches becomes remarkably straightforward. Our method’s key advantage lies in its plug-and-play nature, requiring minimal modifications to existing text-to-image workflows. To generate angle-robust patches, users simply need to load our trained embedding into Stable Diffusion and incorporate the `<angle-robust>` placeholder into their existing attack prompts. For example, a standard NDDA prompt like “a blue square stop sign” can be enhanced to “a `<angle-robust>` blue square stop sign” to produce a patch with inherent angle robustness. This approach is compatible with various NDD attack frameworks, including NDDA [46] and MAGIC [57], without requiring any architectural modifications or additional optimization steps.

### 4.3 Implementation Details and Physical Deployment

**Implementation details.** We implement our approach using Stable Diffusion v1.5 as the base diffusion model with DPMSolver++ for denoising. We set the classifier-free guidance scale to 7.5 and use 25 denoising steps. For the angle-robust concept, we use CLIP embedding of `<angle-robust>` as the initialization. We utilize 39 NDDA prompt templates that incorporate various robustness features including shape (*e.g.*, square, triangle), color (*e.g.*, blue, yellow), text (*e.g.*, “hello”, “abcd”, “world”), and pattern (checkerboard, polkadot), examples include “a blue square stop sign”, “a stop sign with ‘hello’ on it”, and “a yellow triangle stop sign with polkadot paint on it”. During training, we sample angles from 9 candidates, *i.e.*,  $\{-75^\circ, -60^\circ, -30^\circ, -15^\circ, 0^\circ, 15^\circ, 30^\circ, 60^\circ, 75^\circ\}$ , within the ranges from  $-90^\circ$  to  $90^\circ$ . The detection loss parameter  $y$  and the scaling factor  $\lambda$  are set to 0.8 and 10. We train for 50,000 steps using AdamW optimizer with learning rate  $10^{-4}$ , updating only the `<angle-robust>` embedding while keeping all other parameters frozen.

**Physical deployment.** The physical deployment of our angle-robust patches follows a straightforward process that validates their real-world effectiveness. We directly print the generated adversarial patches using a standard color printer on regular office paper, without requiring specialized printing techniques or materials. These patches are then affixed to target objects (stop signs) in both controlled indoor and varied outdoor environments.

## 5 Experimental Results

### 5.1 Setups

**Digital & Physical environments.** Following the evaluation protocol in [57], we adopt the nuImage dataset [13], selecting one representative image from each of the six car-mounted camera views (front,

**Table 1:** Angle-Aware Attack Success Rate (AASR) in digital environments. Results across five detectors in six environments, measured from  $-90^\circ$  to  $90^\circ$  with  $1^\circ$  intervals. Best average highlighted in **red**, second best in **blue**. Best detector results **underlined+bold**, second best **bold**.

Environment	Method	Faster R-CNN	YOLOv3	YOLOv5	RT-DETR	YOLOv10	Avg.
Environment ①	AdvPatch	11.51%	2.52%	0.00%	0.00%	0.00%	0.78%
	NDDA	25.96%	1.88%	14.62%	14.57%	10.02%	13.41%
	NDDA+AngleRoCL	<b><u>39.79%</u></b>	<b><u>6.38%</u></b>	<b><u>36.58%</u></b>	19.30%	<b><u>23.82%</u></b>	<b><u>25.17%</u></b>
	MAGIC	29.35%	1.97%	18.55%	<b><u>25.52%</u></b>	11.67%	17.41%
	MAGIC+AngleRoCL	<b><u>39.72%</u></b>	<b><u>5.94%</u></b>	<b><u>34.08%</u></b>	<b><u>30.07%</u></b>	<b><u>20.24%</u></b>	<b><u>26.01%</u></b>
Environment ②	AdvPatch	23.31%	43.53%	2.25%	1.97%	0.00%	14.21%
	NDDA	41.64%	32.86%	29.99%	45.43%	28.99%	35.78%
	NDDA+AngleRoCL	<b><u>50.67%</u></b>	<b><u>50.76%</u></b>	<b><u>46.04%</u></b>	<b><u>47.64%</u></b>	<b><u>42.95%</u></b>	<b><u>47.61%</u></b>
	MAGIC	44.22%	34.94%	30.76%	42.80%	31.12%	36.77%
	MAGIC+AngleRoCL	<b><u>45.45%</u></b>	<b><u>43.34%</u></b>	<b><u>42.32%</u></b>	<b><u>44.29%</u></b>	<b><u>39.98%</u></b>	<b><u>43.08%</u></b>
Environment ③	AdvPatch	8.99%	15.73%	8.71%	0.00%	0.00%	6.69%
	NDDA	30.27%	10.60%	25.67%	23.81%	22.18%	22.51%
	NDDA+AngleRoCL	<b><u>43.94%</u></b>	<b><u>25.74%</u></b>	<b><u>43.38%</u></b>	<b><u>33.40%</u></b>	<b><u>36.11%</u></b>	<b><u>36.51%</u></b>
	MAGIC	31.13%	14.01%	32.46%	25.29%	24.70%	25.52%
	MAGIC+AngleRoCL	<b><u>36.04%</u></b>	<b><u>25.99%</u></b>	<b><u>42.71%</u></b>	<b><u>31.11%</u></b>	<b><u>34.16%</u></b>	<b><u>34.00%</u></b>
Environment ④	AdvPatch	0.00%	0.00%	0.00%	0.00%	0.00%	0.00%
	NDDA	20.80%	3.61%	10.31%	18.07%	13.11%	13.18%
	NDDA+AngleRoCL	<b><u>31.25%</u></b>	<b><u>6.74%</u></b>	<b><u>27.34%</u></b>	<b><u>29.99%</u></b>	<b><u>25.87%</u></b>	<b><u>24.24%</u></b>
	MAGIC	21.24%	3.71%	14.46%	22.90%	15.96%	15.66%
	MAGIC+AngleRoCL	<b><u>28.42%</u></b>	<b><u>6.75%</u></b>	<b><u>22.68%</u></b>	<b><u>31.03%</u></b>	<b><u>22.24%</u></b>	<b><u>22.22%</u></b>
Environment ⑤	AdvPatch	9.55%	10.11%	0.00%	6.46%	0.00%	5.22%
	NDDA	38.70%	12.41%	29.07%	52.45%	21.93%	30.91%
	NDDA+AngleRoCL	<b><u>47.52%</u></b>	<b><u>26.26%</u></b>	<b><u>42.80%</u></b>	<b><u>54.23%</u></b>	<b><u>36.50%</u></b>	<b><u>41.46%</u></b>
	MAGIC	38.04%	14.67%	34.19%	<b><u>53.77%</u></b>	26.88%	33.51%
	MAGIC+AngleRoCL	<b><u>41.44%</u></b>	<b><u>24.38%</u></b>	<b><u>38.74%</u></b>	53.28%	<b><u>31.76%</u></b>	<b><u>37.92%</u></b>
Environment ⑥	AdvPatch	0.56%	31.15%	0.00%	0.00%	0.00%	6.34%
	NDDA	28.55%	25.95%	20.17%	<b><u>39.56%</u></b>	20.46%	26.94%
	NDDA+AngleRoCL	<b><u>42.02%</u></b>	<b><u>43.05%</u></b>	<b><u>39.14%</u></b>	<b><u>45.13%</u></b>	<b><u>36.41%</u></b>	<b><u>41.15%</u></b>
	MAGIC	<b><u>30.53%</u></b>	28.56%	24.40%	35.49%	24.58%	28.71%
	MAGIC+AngleRoCL	29.72%	<b><u>33.24%</u></b>	<b><u>31.81%</u></b>	37.16%	<b><u>27.33%</u></b>	<b><u>31.85%</u></b>

front left, front right, back, back left, back right) for digital evaluation. We also validate AngleRoCL in real-world scenarios, which are collected by ourselves.

**Baseline methods.** To demonstrate the effectiveness of AngleRoCL in improving angle robustness for physical adversarial patches, we establish comparisons with four baseline methods: one traditional physical adversarial patch approach (AdvPatch[4]) and two natural denoising diffusion attacking methods (NDDA[46] and MAGIC[57]). ❶ For the traditional methods, we generate AdvPatch with Adversarial Robustness Toolbox, selecting only the highest-performing patch from each method for evaluation. ❷ For NDDA, we follow the methodology outlined in previous work, generating 50 patches for each "remove text or pattern" text prompt, and randomly selecting 100 patches as our NDDA baseline set. ❸ For MAGIC, we utilize its generation component to produce 100 patches for each digital environment using identical prompt configurations to ensure fair comparison. To isolate the effect of our proposed approach, NDDA+AngleRoCL and MAGIC+AngleRoCL patches were generated concurrently with the same seed and generator. The only difference in the generation process was the inclusion of our angle-robust embedding in the text prompt. We extend our evaluation from digital to physical environments, acknowledging the higher cost and complexity of physical experimentation. For physical validation, we carefully selected 25 matched pairs of patches from each method (NDDA, NDDA+AngleRoCL, MAGIC, and MAGIC+AngleRoCL).

**Generator & Detectors.** For consistency with prior work, we employ Stable Diffusion v1.5 [44] as our image generator. Our evaluation spans multiple object detection architectures, including YOLOv5 [31], YOLOv3[42], Faster R-CNN[42], and RT-DETR [60]. We additionally evaluate against YOLOv10 [52], a more robust contemporary detector, as our primary benchmark. For traditional adversarial patches, we use the same detectors for both training and evaluation as in their original works to ensure fair comparison. For implementation frameworks, YOLOv5 and YOLOv10 are evaluated using the Ultralytics API, while Faster R-CNN, YOLOv3, and RT-DETR are implemented through the MMDetection framework to ensure consistent evaluation procedures.

**Evaluation metrics.** Previous studies have primarily relied on **Attack Success Rate (ASR)** to evaluate adversarial patch effectiveness. However, this conventional metric typically assesses performance only under fixed or limited viewpoints, failing to capture robustness across diverse viewing angles—a critical factor for real-world deployment. To address this limitation, we introduce a novel evaluation metric: **Angle-Aware Attack Success Rate (AASR)**. This metric comprehensively quantifies a patch’s effectiveness across varied viewing perspectives. Let  $\Omega$  represent the complete angular space of interest. The AASR is defined as a weighted integral of ASR across this angular domain:  $\text{AASR} = \int_{\Omega} w(\theta) \cdot \text{ASR}(\theta) \cdot d\theta \times 100\%$  where  $\text{ASR}(\theta)$  represents the traditional attack success rate when patches are viewed at angle  $\theta \in \Omega$ , and  $w(\theta)$  is a normalized weighting function such that  $\int_{\Omega} w(\theta) \cdot d\theta = 1$ . This generalized formulation allows for evaluation across arbitrary angular domains, accommodating various real-world deployment scenarios.

## 5.2 Digital Comparative Results

We evaluate AngleRoCL in digital environments across multiple detectors, comparing 4 T2I-based attacks (NDDA, NDDA+AngleRoCL, MAGIC, MAGIC+AngleRoCL) with a traditional physical adversarial approach (AdvPatch). Our evaluation simulates angles from  $-90^\circ$  to  $90^\circ$  using projective transformations, with patches placed at environment centers to eliminate positional bias. Table 1 summarizes the AASR performance across 5 detectors and 6 environments. We have the following observations: ❶ AngleRoCL significantly outperforms traditional physical adversarial approach. While AdvPatch only achieves 5.54% average AASR with substantial fluctuations across environments (0.00% to 14.21%), our NDDA+AngleRoCL reaches 36.02% and MAGIC+AngleRoCL 32.51%. ❷ AngleRoCL consistently enhances angle robustness of NDD-based methods, increasing NDDA’s average AASR from 23.79% to 36.02% (51.4% improvement) and MAGIC’s from 26.26% to 32.51% (23.8% improvement). ❸ Improvements persist across diverse environments, from 47.61% AASR in favorable Environment ② to 24.24% in challenging Environment ④. ❹ AngleRoCL enhances performance across all detection architectures, including YOLOv10 (72.8% improvement) and YOLOv5 (81.2% improvement), validating its detector-agnostic capability.

## 5.3 Physical Comparative Results

To validate our findings in real-world scenarios, we conducted physical experiments comparing the same six methods as in the digital environment. We printed patches on standard paper and deployed them in a regular road next to a college. Observations were made at a fixed distance across 15 viewing angles from  $-70^\circ$  to  $70^\circ$  at  $10^\circ$  intervals. Table 2 summarizes the AASR performance across five detectors.

The evaluation reveals two findings: ❶ AngleRoCL significantly outperforms traditional approach in physical environments. While AdvPatch completely failed in physical settings (0.00% AASR), our methods demonstrated robust performance with

**Table 2:** Angle-Aware Attack Success Rate (AASR) in physical environment. Results across five detectors, measured from  $-70^\circ$  to  $70^\circ$  with  $10^\circ$  intervals. Best average highlighted in **red**, second best in **blue**. Best detector results **underlined+bold**, second best **bold**.

Method	Faster R-CNN	YOLOv3	YOLOv5	RT-DETR	YOLOv10	Avg.
AdvPatch	0.00%	0.00%	0.00%	0.00%	0.00%	0.00%
NDDA	40.27%	7.73%	15.20%	56.27%	22.40%	28.37%
NDDA+AngleRoCL	<b>69.87%</b>	<b>16.00%</b>	<b>60.80%</b>	<b>69.87%</b>	<b>42.20%</b>	<b>51.75%</b>
MAGIC	39.73%	4.27%	17.33%	42.67%	9.60%	22.72%
MAGIC+AngleRoCL	<b>83.73%</b>	<b>27.73%</b>	<b>72.53%</b>	<b>89.60%</b>	<b>55.73%</b>	<b>65.86%</b>

NDDA+AngleRoCL achieving 51.75% and MAGIC+AngleRoCL reaching 65.86% AASR. This stark contrast highlights the superior physical-world transferability of our approach compared to traditional methods that are highly sensitive to environmental changes. ❷ AngleRoCL consistently enhances NDD methods in physical settings, with NDDA+AngleRoCL achieving 51.75% AASR compared to 28.37% for vanilla NDDA (82.4% improvement), and MAGIC+AngleRoCL reaching 65.86% versus 22.72% for original MAGIC (189.9% improvement). These substantial enhancements were consistent across all viewing angles, confirming that our learned angular robustness concept transfers effectively to real-world scenarios without environment-specific optimization. Notably, both methods perform well in physical environments, validating our approach of selecting representative sample pairs with consistent generator and seed for fair comparison.

## 6 Ablation Study and Discussion

**Ablation study.** To validate our approach, we compared AngleRoCL with a direct optimization method that applies gradients directly to patch pixels instead of performing AngleRoCL. In Fig. 4, while directly optimized patches achieved high attack rates at trained angles and on trained detectors, they performed poorly on unseen angles and detectors. In contrast, AngleRoCL maintained consistent performance across all conditions, confirming that our embedding-based concept learning enables critical cross-angle and cross-detector generalization for real-world applications.

### Embedding analysis.

In Fig. 4, the cosine similarity analysis shows our `<angle-robust>` concept has developed meaningful associations with robustness-related features. Color tokens show the highest correlations (red: 0.1134, green: 0.0968, blue: 0.0948), while shapes show interesting patterns with circle being positive (0.0483) and square/triangle negative. These findings align with the results in Table 3. For NDDA on YOLOv5, removing color features caused the most significant performance drop (from 56.64% to 21.17%), matching our embedding analysis which identified color tokens as having the highest correlation with our concept. Moreover, AngleRoCL maintains a 62.33% detection rate even without color features—a 41.16 percentage point improvement over NDDA, confirming our approach effectively compensates for the removal of critical robustness features. The correlations show our learned concept captures essential visual attributes proportional to their importance for angle robustness. This explains our method’s effectiveness and suggests angle robustness is fundamentally related to visual elements that maintain distinctive properties across different viewpoints.

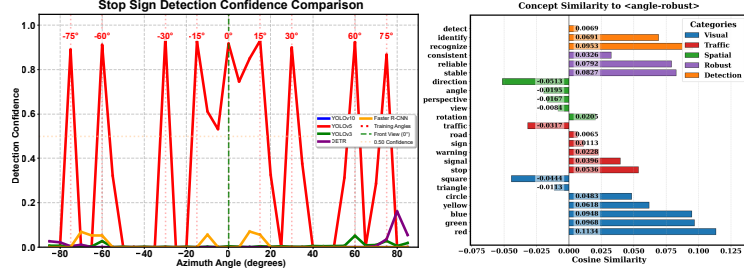


Figure 4: (a) ablation study (b) embedding analysis.

**Cross-Detector generalization** While AngleRoCL improves angle robustness across multiple detectors, the degree varies between architectures. Different detectors show varying sensitivities to specific robustness features—when color features are removed, YOLOv5 shows dramatic improvement with our method (21.17% to 62.33%),

**Table 3:** Angle-Aware Attack Success Rate (%) comparison between NDDA and AngleRoCL when robust features are removed. Each row indicates which features were removed from the prompt (checkmark means removed). For each detector and configuration, the best performance is highlighted in **bold**.

Removed Robust Features					Object Detectors				
Shape	Color	Text	Pattern		Faster R-CNN	YOLOv3	YOLOv5	RT-DETR	YOLOv10
NDDA	✓				59.58%	57.98%	56.64%	74.96%	52.57%
		✓			30.38%	28.0%	27.78%	44.50%	23.52%
			✓		61.53%	49.24%	21.17%	<b>71.75%</b>	20.84%
				✓	51.39%	53.69%	43.84%	60.30%	39.04%
	✓	✓	✓		41.95%	41.26%	29.69%	47.94%	27.98%
	✓	✓	✓	✓	38.83%	31.09%	6.86%	52.43%	9.44%
AngleRoCL	✓				<b>74.16%</b>	<b>77.16%</b>	<b>77.07%</b>	<b>79.61%</b>	<b>72.96%</b>
		✓			37.09%	44.11%	40.75%	54.40%	38.69%
			✓		<b>64.08%</b>	<b>66.89%</b>	<b>62.33%</b>	71.54%	<b>60.46%</b>
				✓	53.50%	62.31%	66.33%	69.68%	60.33%
	✓	✓	✓		51.14%	62.47%	58.38%	56.81%	54.74%
	✓	✓	✓	✓	<b>41.60%</b>	<b>46.12%</b>	<b>44.50%</b>	57.01%	<b>40.70%</b>

while RT-DETR shows minimal change (71.75% to 71.54%). Since our framework uses only YOLOv5 for feedback during training, the resulting concept inherently captures YOLOv5’s definition of robustness, explaining the most pronounced improvements on YOLOv5 (81.2% relative improvement). This detector-specific bias, while still enabling cross-detector generalization, limits achieving optimal universal robustness. **Limitations.** We trained with only 9 sampled angles in the horizontal plane, which simplifies but doesn’t fully capture continuous 3D angle variations, including vertical perspectives in real-world scenarios. While experiments show AngleRoCL significantly enhances patch robustness even with this limited sampling, the optimal angle sampling density and distribution remain unexplored.

## 7 Conclusion

In this paper, we introduced Angle-Robust Concept Learning (AngleRoCL), addressing the critical challenge of maintaining attack effectiveness across multiple viewing angles for T2I adversarial



patches. Our comprehensive experiments in both digital and physical environments demonstrate that AngleRoCL significantly outperforms baseline methods without requiring environmental optimization. By encoding angle robustness as a learned concept, our method enables the generation of physically robust adversarial patches with consistent performance across viewpoints. The plug-and-play nature of our approach allows seamless integration with existing T2I attack frameworks. Beyond technical contributions, this work advances understanding of textual concepts and physical properties in diffusion-generated content, providing valuable insights for developing more robust defense mechanisms against angle-invariant adversarial attacks in real-world environments.

## References

- [1] Naveed Akhtar and Ajmal Mian. Threat of adversarial attacks on deep learning in computer vision: A survey. *Ieee Access*, 6:14410–14430, 2018. 3
- [2] Anish Athalye, Logan Engstrom, Andrew Ilyas, and Kevin Kwok. Synthesizing robust adversarial examples. In *International conference on machine learning*, pages 284–293. PMLR, 2018. 3
- [3] Tom B Brown, Dandelion Mané, Aurko Roy, Martín Abadi, and Justin Gilmer. Adversarial patch. *arXiv preprint arXiv:1712.09665*, 2017. 1
- [4] Tom B. Brown, Dandelion Mané, Aurko Roy, Martín Abadi, and Justin Gilmer. Adversarial patch. In *NeurIPS 2017 Workshop on Machine Learning and Computer Security*, 2017. 3, 7
- [5] Yue Cao, Yun Xing, Jie Zhang, Di Lin, Tianwei Zhang, Ivor Tsang, Yang Liu, and Qing Guo. Scenetap: Scene-coherent typographic adversarial planner against vision-language models in real-world environments. In *Proceedings of the Computer Vision and Pattern Recognition Conference*, pages 25050–25059, 2025. 3
- [6] Nicholas Carlini and David Wagner. Towards evaluating the robustness of neural networks. In *Symposium on Security and Privacy (SP)*, pages 39–57. Ieee, 2017. 3
- [7] Meng Chen, Jiawei Tu, Chao Qi, Yonghao Dang, Feng Zhou, Wei Wei, and Jianqin Yin. Towards physically-realizable adversarial attacks in embodied vision navigation. *arXiv preprint arXiv:2409.10071*, 2024. 3
- [8] Shang-Tse Chen, Cory Cornelius, Jason Martin, and Duen Horng Chau. Shapeshifter: Robust physical adversarial attack on faster r-cnn object detector. In *Joint European Conference on Machine Learning and Knowledge Discovery in Databases*, pages 52–68. Springer, 2018. 3
- [9] Nhat Chung, Sensen Gao, Tuan-Anh Vu, Jie Zhang, Aishan Liu, Yun Lin, Jin Song Dong, and Qing Guo. Towards transferable attacks against vision-llms in autonomous driving with typography. *arXiv preprint arXiv:2405.14169*, 2024. 3
- [10] Ranjie Duan, Xingjun Ma, Yisen Wang, James Bailey, A Kai Qin, and Yun Yang. Adversarial camouflage: Hiding physical-world attacks with natural styles. In *Proceedings of the IEEE/CVF conference on computer vision and pattern recognition*, pages 1000–1008, 2020. 3
- [11] Mehmet Ergezer, Phat Duong, Christian Green, Tommy Nguyen, and Abdurrahman Zeybey. One noise to rule them all: Multi-view adversarial attacks with universal perturbation. In *International Conference on Artificial Intelligence and its Application*, pages 515–527. Springer, 2024. 3
- [12] Kevin Eykholt, Ivan Evtimov, Earlene Fernandes, Bo Li, Amir Rahmati, Chaowei Xiao, Atul Prakash, Tadayoshi Kohno, and Dawn Song. Robust physical-world attacks on deep learning visual classification. In *Proceedings of the IEEE conference on computer vision and pattern recognition*, pages 1625–1634, 2018. 2, 3
- [13] Whye Kit Fong, Rohit Mohan, Juana Valeria Hurtado, Lubing Zhou, Holger Caesar, Oscar Beijbom, and Abhinav Valada. Panoptic nusenes: A large-scale benchmark for lidar panoptic segmentation and tracking. *RA-L*, 2022. 6
- [14] Rinon Gal, Yuval Alaluf, Yuval Atzmon, Or Patashnik, Amit Haim Bermano, Gal Chechik, and Daniel Cohen-or. An image is worth one word: Personalizing text-to-image generation using textual inversion. In *International Conference on Learning Representations*, 2023. 5
- [15] Ruijun Gao, Qing Guo, Felix Juefei-Xu, Hongkai Yu, and Wei Feng. Advhaze: Adversarial haze attack. *arXiv preprint arXiv:2104.13673*, 2021. 3

- [16] Ruijun Gao, Qing Guo, Felix Juefei-Xu, Hongkai Yu, Huazhu Fu, Wei Feng, Yang Liu, and Song Wang. Can you spot the chameleon? adversarially camouflaging images from co-salient object detection. In *Proceedings of the IEEE/CVF Conference on Computer Vision and Pattern Recognition*, pages 2150–2159, 2022. 3
- [17] Sensen Gao, Xiaojun Jia, Xuhong Ren, Ivor Tsang, and Qing Guo. Boosting transferability in vision-language attacks via diversification along the intersection region of adversarial trajectory. In *European Conference on Computer Vision*, pages 442–460. Springer, 2024. 2
- [18] Ian J Goodfellow, Jonathon Shlens, and Christian Szegedy. Explaining and harnessing adversarial examples. In *International Conference on Learning Representations*, 2015. 2, 3
- [19] Qi Guo, Shanmin Pang, Zhikai Chen, and Qing Guo. Towards robust deepfake distortion attack via adversarial autoaugment. *Neurocomputing*, 617:129011, 2025. 3
- [20] Qi Guo, Shanmin Pang, Xiaojun Jia, Yang Liu, and Qing Guo. Efficient generation of targeted and transferable adversarial examples for vision-language models via diffusion models. *IEEE Transactions on Information Forensics and Security*, 20:1333–1348, 2024. 2
- [21] Qing Guo, Ziyi Cheng, Felix Juefei-Xu, Lei Ma, Xiaofei Xie, Yang Liu, and Jianjun Zhao. Learning to adversarially blur visual object tracking. In *Proceedings of the IEEE/CVF international conference on computer vision*, pages 10839–10848, 2021. 3
- [22] Qing Guo, Xiaofei Xie, Felix Juefei-Xu, Lei Ma, Zhongguo Li, Wanli Xue, Wei Feng, and Yang Liu. Spark: Spatial-aware online incremental attack against visual tracking. In *European conference on computer vision*, pages 202–219. Springer, 2020. 3
- [23] Jonathan Ho, Ajay Jain, and Pieter Abbeel. Denoising diffusion probabilistic models. *Advances in neural information processing systems*, 33:6840–6851, 2020. 3
- [24] Yang Hou, Qing Guo, Yihao Huang, Xiaofei Xie, Lei Ma, and Jianjun Zhao. Evading deepfake detectors via adversarial statistical consistency. In *Proceedings of the IEEE/CVF conference on computer vision and pattern recognition*, pages 12271–12280, 2023. 3
- [25] Yu-Chih-Tuan Hu, Bo-Han Kung, Daniel Stanley Tan, Jun-Cheng Chen, Kai-Lung Hua, and Wen-Huang Cheng. Naturalistic physical adversarial patch for object detectors. In *Proceedings of the IEEE/CVF international conference on computer vision*, pages 7848–7857, 2021. 1, 3
- [26] Zhanhao Hu, Wenda Chu, Xiaopei Zhu, Hui Zhang, Bo Zhang, and Xiaolin Hu. Physically realizable natural-looking clothing textures evade person detectors via 3d modeling. In *Proceedings of the IEEE/CVF Conference on Computer Vision and Pattern Recognition*, pages 16975–16984, 2023. 3
- [27] Yihao Huang, Felix Juefei-Xu, Qing Guo, Geguang Pu, and Yang Liu. Natural & adversarial bokeh rendering via circle-of-confusion predictive network. *IEEE Transactions on Multimedia*, 26:5729–5740, 2023. 3
- [28] Yihao Huang, Liangru Sun, Qing Guo, Felix Juefei-Xu, Jiayi Zhu, Jincan Feng, Yang Liu, and Geguang Pu. Ala: Naturalness-aware adversarial lightness attack. In *Proceedings of the 31st ACM International Conference on Multimedia*, pages 2418–2426, 2023. 3
- [29] Matthew Hull, Zijie J Wang, and Duen Horng Chau. Revamp: Automated simulations of adversarial attacks on arbitrary objects in realistic scenes. *arXiv preprint arXiv:2310.12243*, 2023. 3
- [30] Xiaojun Jia, Jindong Gu, Yihao Huang, Simeng Qin, Qing Guo, Yang Liu, and Xiaochun Cao. Transegpgd: Improving transferability of adversarial examples on semantic segmentation. *arXiv preprint arXiv:2312.02207*, 2023. 2
- [31] Glenn Jocher. Ultralytics yolov5, 2020. 7
- [32] Jinlong Li, Baolu Li, Xinyu Liu, Jianwu Fang, Felix Juefei-Xu, Qing Guo, and Hongkai Yu. Advgps: Adversarial gps for multi-agent perception attack. In *2024 IEEE International Conference on Robotics and Automation (ICRA)*, pages 18421–18427. IEEE, 2024. 2
- [33] Jinlong Li, Baolu Li, Zhengzhong Tu, Xinyu Liu, Qing Guo, Felix Juefei-Xu, Runsheng Xu, and Hongkai Yu. Light the night: A multi-condition diffusion framework for unpaired low-light enhancement in autonomous driving. In *Proceedings of the IEEE/CVF Conference on Computer Vision and Pattern Recognition*, pages 15205–15215, 2024. 3

- [34] Jiajun Lu, Hussein Sibai, Evan Fabry, and David Forsyth. No need to worry about adversarial examples in object detection in autonomous vehicles. *arXiv preprint arXiv:1707.03501*, 2017. 3
- [35] Chengqi Lyu, Wenwei Zhang, Haian Huang, Yue Zhou, Yudong Wang, Yanyi Liu, Shilong Zhang, and Kai Chen. RtmDET: An empirical study of designing real-time object detectors. *arXiv preprint arXiv:2212.07784*, 2022. 2
- [36] Yasamin Medghalchi, Moein Heidari, Clayton Allard, Leonid Sigal, and Ilker Hacihaliloglu. Prompt2perturb (p2p): Text-guided diffusion-based adversarial attacks on breast ultrasound images. *arXiv preprint arXiv:2412.09910*, 2024. 3
- [37] Seyed-Mohsen Moosavi-Dezfooli, Alhussein Fawzi, Omar Fawzi, and Pascal Frossard. Universal adversarial perturbations. In *Proceedings of the IEEE conference on computer vision and pattern recognition*, pages 1765–1773, 2017. 2, 3
- [38] Seyed-Mohsen Moosavi-Dezfooli, Alhussein Fawzi, and Pascal Frossard. DeepFool: a simple and accurate method to fool deep neural networks. In *Proceedings of the IEEE conference on computer vision and pattern recognition*, pages 2574–2582, 2016. 3
- [39] Anh Nguyen, Jason Yosinski, and Jeff Clune. Deep neural networks are easily fooled: High confidence predictions for unrecognizable images. In *Proceedings of the IEEE conference on computer vision and pattern recognition*, pages 427–436, 2015. 2, 3
- [40] Scott Oslund, Clayton Washington, Andrew So, Tingting Chen, and Hao Ji. Multiview robust adversarial stickers for arbitrary objects in the physical world. *Journal of Computational and Cognitive Engineering*, 1(4):152–158, 2022. 3
- [41] Aditya Ramesh, Prfulla Dhariwal, Alex Nichol, Casey Chu, and Mark Chen. Hierarchical text-conditional image generation with clip latents. *arXiv preprint arXiv:2204.06125*, 1(2):3, 2022. 3
- [42] Shaoqing Ren, Kaiming He, Ross Girshick, and Jian Sun. Faster r-cnn: Towards real-time object detection with region proposal networks. *Advances in Neural Information Processing Systems*, 28, 2015. 7
- [43] Robin Rombach, Andreas Blattmann, Dominik Lorenz, Patrick Esser, and Björn Ommer. High-resolution image synthesis with latent diffusion models. In *Proceedings of the IEEE/CVF conference on computer vision and pattern recognition*, pages 10684–10695, 2022. 3
- [44] Robin Rombach, Andreas Blattmann, Dominik Lorenz, Patrick Esser, and Björn Ommer. High-resolution image synthesis with latent diffusion models, 2022. 7
- [45] Chitwan Saharia, William Chan, Saurabh Saxena, Lala Li, Jay Whang, Emily L Denton, Kamyar Ghasemipour, Raphael Gontijo Lopes, Burcu Karagol Ayan, Tim Salimans, et al. Photorealistic text-to-image diffusion models with deep language understanding. *Advances in neural information processing systems*, 35:36479–36494, 2022. 3
- [46] Takami Sato, Justin Yue, Nanze Chen, Ningfei Wang, and Qi Alfred Chen. Intriguing properties of diffusion models: An empirical study of the natural attack capability in text-to-image generative models. In *Proceedings of the IEEE/CVF conference on computer vision and pattern recognition*, pages 24635–24644, 2024. 1, 3, 6, 7
- [47] Samridha Shrestha, Saurabh Pathak, and Eduardo K Viegas. Towards a robust adversarial patch attack against unmanned aerial vehicles object detection. In *2023 IEEE/RSJ International Conference on Intelligent Robots and Systems (IROS)*, pages 3256–3263. IEEE, 2023. 3
- [48] Naufal Suryanto, Yongsu Kim, Hyoeun Kang, Harashta Tatimma Larasati, Youngyeo Yun, Thi-Thu-Huong Le, Hunmin Yang, Se-Yoon Oh, and Howon Kim. Dta: Physical camouflage attacks using differentiable transformation network. In *Proceedings of the IEEE/CVF Conference on Computer Vision and Pattern Recognition*, pages 15305–15314, 2022. 3
- [49] Christian Szegedy, Wojciech Zaremba, Ilya Sutskever, Joan Bruna, Dumitru Erhan, Ian Goodfellow, and Rob Fergus. Intriguing properties of neural networks. In *International Conference on Learning Representations*, 2014. 2, 3
- [50] Simen Thys, Wiebe Van Ranst, and Toon Goedemé. Fooling automated surveillance cameras: adversarial patches to attack person detection. In *Proceedings of the IEEE/CVF conference on computer vision and pattern recognition workshops*, pages 0–0, 2019. 3

- [51] Binyu Tian, Felix Juefei-Xu, Qing Guo, Xiaofei Xie, Xiaohong Li, and Yang Liu. AVA: Adversarial Vignetting Attack against Visual Recognition. In *Proceedings of the International Joint Conference on Artificial Intelligence (IJCAI)*, 2021. 3
- [52] Ao Wang, Hui Chen, Lihao Liu, Kai Chen, Zijia Lin, Jungong Han, et al. Yolov10: Real-time end-to-end object detection. *Advances in Neural Information Processing Systems*, 37:107984–108011, 2024. 7
- [53] Jiakai Wang, Aishan Liu, Zixin Yin, Shunchang Liu, Shiyu Tang, and Xianglong Liu. Dual attention suppression attack: Generate adversarial camouflage in physical world. In *Proceedings of the IEEE/CVF conference on computer vision and pattern recognition*, pages 8565–8574, 2021. 3
- [54] Ningfei Wang, Yunpeng Luo, Takami Sato, Kaidi Xu, and Qi Alfred Chen. Does physical adversarial example really matter to autonomous driving? towards system-level effect of adversarial object evasion attack. In *Proceedings of the IEEE/CVF international conference on computer vision*, pages 4412–4423, 2023. 2
- [55] Run Wang, Felix Juefei-Xu, Qing Guo, Yihao Huang, Xiaofei Xie, Lei Ma, and Yang Liu. Amora: Black-box adversarial morphing attack. In *Proceedings of the 28th ACM international conference on multimedia*, pages 1376–1385, 2020. 3
- [56] Xingxing Wei, Ying Guo, and Jie Yu. Adversarial sticker: A stealthy attack method in the physical world. *IEEE Transactions on Pattern Analysis and Machine Intelligence*, 45(3):2711–2725, 2022. 3
- [57] Yun Xing, Nhat Chung, Jie Zhang, Yue Cao, Ivor Tsang, Yang Liu, Lei Ma, and Qing Guo. Magic: Mastering physical adversarial generation in context through collaborative llm agents, 2025. 1, 3, 6, 7
- [58] Liming Zhai, Felix Juefei-Xu, Qing Guo, Xiaofei Xie, Lei Ma, Wei Feng, Shengchao Qin, and Yang Liu. It’s raining cats or dogs? adversarial rain attack on dnn perception. *arXiv preprint arXiv:2009.09205*, 2020. 3
- [59] Qian Zhang, Qing Guo, Ruijun Gao, Felix Juefei-Xu, Hongkai Yu, and Wei Feng. Adversarial relighting against face recognition. *IEEE Transactions on Information Forensics and Security*, 2024. 2
- [60] Yian Zhao, Wenyu Lv, Shangliang Xu, Jinman Wei, Guanzhong Wang, Qingqing Dang, Yi Liu, and Jie Chen. Detsr beat yolos on real-time object detection. In *Proceedings of the IEEE/CVF conference on computer vision and pattern recognition*, pages 16965–16974, 2024. 7
- [61] Yue Zhao, Hong Zhu, Ruigang Liang, Qintao Shen, Shengzhi Zhang, and Kai Chen. Seeing isn’t believing: Towards more robust adversarial attack against real world object detectors. In *Proceedings of the 2019 ACM SIGSAC conference on computer and communications security*, pages 1989–2004, 2019. 1, 3, 5
- [62] Yiqi Zhong, Xianming Liu, Deming Zhai, Junjun Jiang, and Xiangyang Ji. Shadows can be dangerous: Stealthy and effective physical-world adversarial attack by natural phenomenon. In *Proceedings of the IEEE/CVF conference on computer vision and pattern recognition*, pages 15345–15354, 2022. 3
- [63] Zijian Zhu, Xiao Yang, Hang Su, and Shibao Zheng. Camoenv: Transferable and environment-consistent adversarial camouflage in autonomous driving. *Pattern Recognition Letters*, 188:95–102, 2025. 3

## A Multi-Scene Physical Experiments

To further validate the generalizability and robustness of our approach across diverse real-world conditions, we conducted additional physical experiments in three distinct environments. These supplementary evaluations extend our main paper findings by demonstrating consistent performance improvements across varied physical settings.

The experimental protocol remains identical to the physical experiments described in the main paper, with each method evaluated using 10 sample patches per environment. As presented in Table 1, our results demonstrate remarkable consistency across all three testing environments (⑦-⑨).

MAGIC+AngleRoCL achieves the highest average AASR across all environments, with 61.87% in Environment ⑦, 55.33% in Environment ⑧, and 69.07% in Environment ⑨. Similarly, NDDA+AngleRoCL consistently outperforms its baseline counterpart, achieving 39.60%, 38.40%, and 46.67% respectively. The traditional AdvPatch method fails completely across all physical environments, reinforcing our earlier findings regarding the limitations of conventional adversarial patch approaches in real-world deployment.

Notably, the performance improvements remain substantial and consistent across diverse environmental conditions. MAGIC+AngleRoCL demonstrates relative improvements of 191.8%, 260.3%, and 174.1% over vanilla MAGIC in the three environments respectively, while NDDA+AngleRoCL achieves improvements of 60.6%, 105.7%, and 65.1% over baseline NDDA. These consistent gains across varied physical settings validate the environmental robustness of our angle-robust concept learning approach and confirm its practical applicability in diverse real-world scenarios.

**Table 1:** Angle-Aware Attack Success Rate (AASR) in physical environments. Results across five detectors, measured from  $-70^\circ$  to  $70^\circ$  with  $10^\circ$  intervals. Best average highlighted in **red**, second best in **blue**. Best detector results **underlined+bold**, second best **bold**.

Environment	Method	Faster R-CNN	YOLOv3	YOLOv5	RT-DETR	YOLOv10	Avg.
Environment ⑦	AdvPatch	0.00%	0.00%	0.00%	0.00%	0.00%	0.00%
	NDDA	42.00%	2.67%	9.33%	48.00%	21.33%	24.67%
	NDDA+AngleRoCL	<b>51.33%</b>	<b>8.00%</b>	<b>44.00%</b>	<b>56.67%</b>	<b>38.00%</b>	<b>39.60%</b>
	MAGIC	38.00%	6.00%	10.00%	44.67%	7.33%	21.20%
	MAGIC+AngleRoCL	<b>82.00%</b>	<b>26.00%</b>	<b>64.67%</b>	<b>88.00%</b>	<b>48.67%</b>	<b>61.87%</b>
Environment ⑧	AdvPatch	0.00%	0.00%	0.00%	0.00%	0.00%	0.00%
	NDDA	37.33%	3.33%	8.67%	28.00%	16.00%	18.67%
	NDDA+AngleRoCL	<b>49.33%</b>	<b>13.33%</b>	<b>44.67%</b>	<b>50.67%</b>	<b>34.00%</b>	<b>38.40%</b>
	MAGIC	38.67%	8.67%	10.76%	14.00%	4.67%	15.35%
	MAGIC+AngleRoCL	<b>71.33%</b>	<b>32.00%</b>	<b>58.00%</b>	<b>69.33%</b>	<b>46.00%</b>	<b>55.33%</b>
Environment ⑨	AdvPatch	0.00%	0.00%	0.00%	0.00%	0.00%	0.00%
	NDDA	49.33%	24.67%	14.00%	49.33%	4.00%	28.27%
	NDDA+AngleRoCL	<b>56.00%</b>	<b>41.33%</b>	<b>60.00%</b>	<b>53.33%</b>	<b>22.67%</b>	<b>46.67%</b>
	MAGIC	41.33%	24.67%	22.00%	33.33%	4.67%	25.20%
	MAGIC+AngleRoCL	<b>82.00%</b>	<b>57.33%</b>	<b>76.00%</b>	<b>85.33%</b>	<b>44.67%</b>	<b>69.07%</b>

## B Implementation Details

### B.1 Computing Resources

All experiments are performed using two NVIDIA-GeForce-RTX-3090 GPUs. The overall duration of all the experiments in the paper was about six weeks.

### B.2 NDDA Prompts

In our implementation, we utilize a comprehensive pool of 39 NDDA prompts derived from the open-source dataset provided in the original NDDA work [46]. Following the categorization framework established in MAGIC [57], we systematically classify these prompts based on which robust features have been modified. The complete prompt pool is presented below.



## NDDA Prompt Pool

### Unmodified:

- “a photo of a stop sign”

### Single Feature Modification:

- *Shape modification:*
  - “a photo of a square stop sign”
  - “a photo of a triangle stop sign”
- *Color modification:*
  - “a photo of a blue stop sign”
  - “a photo of a yellow stop sign”
- *Text modification:*
  - “a photo of a stop sign with ‘abcd’ on it”
  - “a photo of a stop sign with ‘hello’ on it”
  - “a photo of a stop sign with ‘world’ on it”
- *Pattern modification:*
  - “a photo of a stop sign with checkerboard paint on it”
  - “a photo of a stop sign with polkadot paint on it”

### Dual Feature Modification:

- *Color + Shape:*
  - “a photo of a blue square stop sign”
  - “a photo of a yellow triangle stop sign”
- *Color + Text:*
  - “a photo of a blue stop sign with ‘abcd’ on it”
  - “a photo of a blue stop sign with ‘hello’ on it”
  - “a photo of a yellow stop sign with ‘world’ on it”
- *Color + Pattern:*
  - “a photo of a blue stop sign with checkerboard paint on it”
  - “a photo of a yellow stop sign with polkadot paint on it”
- *Shape + Text:*
  - “a photo of a square stop sign with ‘abcd’ on it”
  - “a photo of a square stop sign with ‘hello’ on it”
  - “a photo of a triangle stop sign with ‘world’ on it”
- *Shape + Pattern:*
  - “a photo of a square stop sign with checkerboard paint on it”
  - “a photo of a triangle stop sign with polkadot paint on it”
- *Text + Pattern:*
  - “a photo of a stop sign with ‘abcd’ on it and checkerboard paint on it”
  - “a photo of a stop sign with ‘hello’ on it and checkerboard paint on it”
  - “a photo of a stop sign with ‘world’ on it and polkadot paint on it”

### Triple Feature Modification:

- *Color + Shape + Text:*
  - “a photo of a blue square stop sign with ‘abcd’ on it”
  - “a photo of a blue square stop sign with ‘hello’ on it”
  - “a photo of a yellow triangle stop sign with ‘world’ on it”
- *Color + Shape + Pattern:*
  - “a photo of a blue square stop sign with checkerboard paint on it”
  - “a photo of a yellow triangle stop sign with polkadot paint on it”
- *Color + Text + Pattern:*
  - “a photo of a blue stop sign with ‘abcd’ on it and checkerboard paint on it”

- “a photo of a blue stop sign with ‘hello’ on it and checkerboard paint on it”
- “a photo of a yellow stop sign with ‘world’ on it and polkadot paint on it”
- *Shape + Text + Pattern:*
  - “a photo of a square stop sign with ‘abcd’ on it and checkerboard paint on it”
  - “a photo of a square stop sign with ‘hello’ on it and checkerboard paint on it”
  - “a photo of a triangle stop sign with ‘world’ on it and polkadot paint on it”

**Complete Feature Modification:**

- “a photo of a blue square stop sign with ‘abcd’ on it and checkerboard paint on it”
- “a photo of a blue square stop sign with ‘hello’ on it and checkerboard paint on it”
- “a photo of a yellow triangle stop sign with ‘world’ on it and polkadot paint on it”

### B.3 Task-oriented Narrative Instructions

To investigate whether T2I models could be directly instructed to generate angle-robust patches, we augmented the original NDDA prompts with task-oriented narrative instructions specifically addressing angle robustness. As described in the main paper, we implemented three distinct prompt modification strategies: prefix-enhanced, infix-integrated, and suffix-appended. Each strategy incorporates explicit linguistic instructions directing the model to generate images that maintain effectiveness across multiple viewing angles.

#### Task-oriented Narrative Instructions

**Prefix Modifiers:**

- “To enable the detection from multiple horizontal angles, I need a [base prompt]”
- “To enable the recognition from numerous horizontal angles, I need a [base prompt]”
- “To enable the identification from several horizontal angles, I need a [base prompt]”

**Infix Modifiers:**

- “[base prompt part 1] that is detectable at multiple angles in all horizontal directions [base prompt part 2]”
- “[base prompt part 1] that is recognizable at numerous angles in all horizontal orientations [base prompt part 2]”
- “[base prompt part 1] that is identifiable at several angles in all horizontal perspectives [base prompt part 2]”

**Suffix Modifiers:**

- “[base prompt] which can be detected by the detector from different horizontal angles of observation”
- “[base prompt] which can be recognized by the sensor from various horizontal angles of viewing”
- “[base prompt] which can be identified by the system from diverse horizontal angles of scanning”

**Implementation Details:**

- For prefix modifications, the instruction was placed at the beginning of the prompt, followed by the original NDDA prompt
- For infix modifications, we identified the phrase “stop sign” in the original prompt and inserted the instruction after it using a natural connecting phrase “that is”
- For suffix modifications, the instruction was appended to the end of the original prompt
- For each base NDDA prompt, one modifier was randomly selected from the corresponding category (prefix, infix, or suffix)
- All other generation parameters remained identical to the standard NDDA prompt generation process

As demonstrated in our empirical studies (Fig. 2 in the main paper), these linguistically-enhanced prompts not only failed to improve angle robustness but actually exhibited significant degradation in angular robustness metrics compared to the original NDDA prompts. The quantitative analysis presented in Table 2 provides compelling evidence of this phenomenon: across all feature modification scenarios, the task-oriented narrative instructions consistently underperform the baseline NDDA method. Specifically, the prefix-enhanced prompts show the most severe degradation, with average AASR dropping from 60.35% (NDDA baseline) to 34.31% (NDDA+Prefix), representing a 43.1% relative performance decrease. The infix-integrated and suffix-appended modifications also

demonstrate substantial performance losses, achieving only 49.05% and 49.90% average AASR respectively. This finding provides compelling evidence that current T2I text encoders struggle to interpret abstract, goal-oriented instructions for physical properties like angle robustness, highlighting the need for our concept learning approach.

**Table 2:** Angle-Aware Attack Success Rate (%) comparison between task-oriented narrative instructions and baseline NDDA method when robust features are removed. Prefix, Infix, and Suffix refer to different positions where angle-robustness instructions are inserted into the original NDDA prompts. Each row indicates which features were removed from the prompt (checkmark means removed). For each detector and configuration, the best performance is highlighted in **bold**.

Removed Robust Features					Object Detectors					
	Shape	Color	Text	Pattern	Faster R-CNN	YOLOv3	YOLOv5	RT-DETR	YOLOv10	Avg.
NDDA	✓				<b>59.58%</b>	<b>57.98%</b>	<b>56.64%</b>	<b>74.96%</b>	<b>52.57%</b>	<b>60.35%</b>
		✓			<b>30.38%</b>	<b>28.0%</b>	<b>27.78%</b>	<b>44.50%</b>	23.52%	<b>30.84%</b>
			✓		<b>61.53%</b>	<b>49.24%</b>	<b>21.17%</b>	<b>71.75%</b>	<b>20.84%</b>	<b>44.91%</b>
				✓	<b>51.39%</b>	<b>53.69%</b>	<b>43.84%</b>	<b>60.30%</b>	<b>39.04%</b>	<b>49.65%</b>
	✓	✓	✓	✓	<b>41.95%</b>	41.26%	29.69%	47.94%	27.98%	37.76%
NDDA+Prefix					38.83%	<b>31.09%</b>	6.86%	<b>52.43%</b>	9.44%	27.73%
	✓				36.43%	35.44%	24.78%	44.37%	30.54%	34.31%
		✓			10.48%	11.99%	5.21%	21.29%	8.14%	11.42%
			✓		27.65%	22.76%	8.97%	44.37%	12.10%	23.17%
				✓	32.47%	31.56%	19.45%	46.28%	22.81%	30.51%
NDDA+Infix	✓				18.00%	15.91%	7.64%	27.17%	10.97%	15.94%
		✓			18.17%	15.86%	2.98%	37.26%	6.49%	16.15%
			✓		51.03%	48.63%	40.85%	61.10%	43.65%	49.05%
		✓			26.07%	23.14%	18.31%	43.35%	21.94%	26.56%
			✓		46.06%	41.99%	12.97%	61.78%	18.91%	36.34%
NDDA+Suffix				✓	49.56%	47.12%	39.61%	60.68%	41.42%	47.68%
	✓	✓	✓	✓	38.62%	<b>44.12%</b>	<b>33.27%</b>	<b>56.34%</b>	<b>33.33%</b>	<b>41.14%</b>
		✓			34.60%	26.71%	6.49%	47.70%	10.54%	25.21%
	✓				47.21%	50.43%	43.98%	64.85%	43.02%	49.90%
		✓			23.51%	27.39%	20.07%	40.47%	<b>25.06%</b>	27.30%
NDDA+Suffix			✓		53.58%	44.25%	9.14%	65.69%	15.58%	37.65%
				✓	41.39%	46.61%	35.28%	59.39%	34.19%	43.37%
				✓	32.01%	36.76%	23.66%	41.81%	27.61%	32.37%
	✓	✓	✓	✓	<b>39.03%</b>	29.69%	<b>9.81%</b>	51.80%	<b>13.76%</b>	<b>28.82%</b>

#### B.4 Details of Digital&Physical Experiments

**Experimental environments.** We conducted comprehensive evaluations across diverse environments to validate the effectiveness and generalizability of our approach. As illustrated in Fig. 1, our experimental setup encompasses both digital and physical environments. The digital evaluation utilizes six representative environments (①-⑥) selected from the nuImage dataset, which provide diverse urban driving scenarios including highway scenes, intersection contexts, and various lighting conditions as detailed in the main paper. For physical world validation, we carefully selected three real-world environments (⑦-⑨) that simulate authentic road scenarios and viewing perspectives. Environment ⑦ represents the primary physical testing site discussed in the main paper, while environments ⑧ and ⑨ serve as additional validation scenes to demonstrate cross-environment effectiveness. The selection criteria for physical environments prioritized realistic road scenarios that closely mirror actual driving conditions, ensuring ecological validity while maintaining controlled experimental conditions. Multiple physical environments were deliberately chosen to validate the robustness of our method across different real-world settings. It is important to note that all physical experiments were conducted in controlled environments without causing any disruption or safety concerns to other road users or pedestrians.

**Digital experiment protocol.** In digital environments, patches undergo projective transformation to simulate viewing angle variations, then are digitally inserted into the selected scenes. Each patch (150 × 150 pixels) is positioned at the image center and scaled to occupy approximately 1.5% of the scene area (1600 × 900 pixels), mirroring the physical experiment configuration to ensure realistic simulation. A single image containing the transformed patch at a specific viewing angle constitutes one perspective sample, which is subsequently fed to the detector for evaluation. All detectors operate with default hyperparameter settings throughout the evaluation process.

**Physical experiment protocol.** For physical validation, patches are printed on standard A4 paper and fixed at a predetermined location. Images are captured by moving the camera around the stationary patch while maintaining constant distance across all viewing angles. The patch size is configured to occupy 1.5–2% of the scene, positioned at the image center to maintain consistency with digital experiments. Captured images are directly processed by detectors using default hyperparameter configurations for evaluation.



**Figure 1:** Overview of experimental environments used in our evaluation. Top two rows show the six digital environments (①-⑥) selected from the nuImage dataset, representing diverse urban driving scenarios. Bottom row displays the three physical environments (⑦-⑨) used for real-world validation, where ⑦ corresponds to the primary physical testing site mentioned in the main paper, and ⑧-⑨ are additional environments for cross-scene validation.

## C Effect of Observation Distance

Our AngleRoCL training process employs projective transformations at a fixed observation distance to generate multi-angle images for concept learning. This raises an important question: how does varying observation distance affect the performance of our learned angle-robust concept and the relative importance of different robustness features?

To investigate this phenomenon, we conducted a comprehensive analysis using the NDDA patch dataset categorized by robust feature removal, as described in Sec. 3 of the main paper. We evaluated patches at two distinct observation distances—close (where patches occupy approximately 30% of the scene area) and far (where patches occupy approximately 5% of the scene area)—across multiple viewing angles and computed the corresponding AASR values. The results, presented in Fig. 2, reveal significant insights into the distance-dependent behavior of different robustness features.

**Overall distance sensitivity.** As illustrated in Fig. 2, increased observation distance leads to performance degradation across most feature categories, with the original patches (ORIGIN) maintaining the highest AASR at both distances (91.73% at close distance vs. 87.34% at far distance). This 4.39% absolute decrease demonstrates that even patches with complete robust features experience some distance-related performance loss, indicating the inherent challenge of maintaining attack effectiveness across varying observation distances.

**Shape feature exhibits the most pronounced distance sensitivity.** Most notably, patches with removed shape features (S) show the most dramatic performance degradation when observation distance increases, plummeting from 51.71% AASR at close distance to 20.42% at far distance—a 31.29% absolute decrease representing a 60.5% relative decline. This extreme sensitivity far exceeds all other feature categories and demonstrates that geometric features become critically important for maintaining detection confidence as observation distance increases, likely due to the severely reduced visual salience of shape information at greater distances.

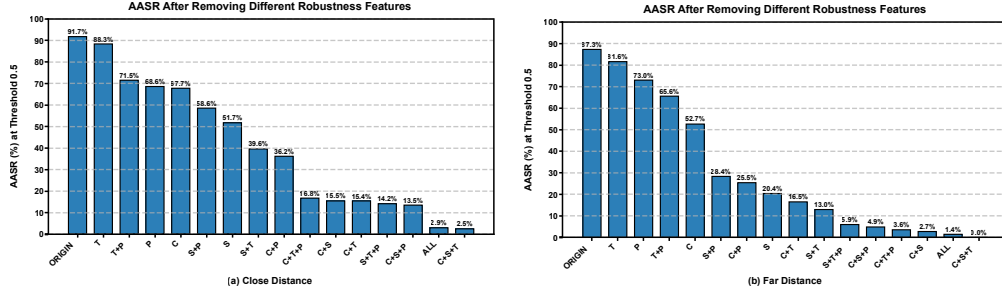
**Color features demonstrate significant distance sensitivity.** Patches with removed color features (C) also experience substantial performance degradation, dropping from 67.75% AASR at close

distance to 52.73% at far distance—a 15.02% absolute decrease (22.2% relative decrease). This significant drop suggests that color information becomes increasingly important for patch recognition at greater distances, as chromatic cues help compensate for the loss of fine-grained visual details.

**Complex feature interactions emerge at different distances.** Interestingly, certain feature combinations exhibit counterintuitive behavior: patches with removed pattern features (P) actually show improved performance at far distances (68.61% to 73.01%), suggesting that the absence of pattern details may be beneficial when overall visual resolution decreases. However, patches with text and pattern removal (T+P) show performance decline (71.51% to 65.60%), while those with multiple feature removals involving shape (e.g., S+P: 58.57% to 28.36%) demonstrate severe performance degradation, indicating that the compound effect of shape feature absence becomes extremely pronounced at greater observation distances.

**Implications for concept learning.** These findings have critical implications for our angle-robust concept learning approach. Since our training process uses a fixed observation distance, the learned concept may be heavily biased toward the distance-specific importance hierarchy of robust features. The extreme sensitivity of shape-related patches to distance variations (60.5% relative decrease) suggests that if training were conducted at greater distances, the learned concept would need to develop much stronger associations with shape-related tokens in the embedding space. This could potentially improve performance for far-distance scenarios where geometric features are paramount, while requiring careful balancing to maintain effectiveness in close-distance scenarios.

**Future directions.** This analysis reveals a critical research direction: developing distance-robust concept learning that can adapt to varying observation distances. The dramatic performance variations observed, particularly the 60.5% relative decrease for shape-related features, highlight the urgent necessity for adaptive approaches. Future work could involve multi-distance training protocols or distance-adaptive concept embeddings that dynamically adjust the relative importance of different robust features based on the observation context. Such approaches could help mitigate the extreme distance sensitivity we observed and represent a significant step toward comprehensive robustness that encompasses both angular variations and distance-related challenges in real-world deployment scenarios.




**Figure 2:** Effect of observation distance on AASR across different feature removal categories. (a) Close distance and (b) far distance results. X-axis labels indicate removed robust features: ORIGIN (no removal), S=Shape, C=Color, T=Text, P=Pattern, and their combinations.

## D Additional Visualization Results

**Comparison of patches with and without angle-robust concept.** To illustrate the visual impact of our angle-robust concept, we present comparative visualizations of patches generated with and without the learned `<angle-robust>` concept. Fig. 3 shows NDPA patch pairs comparing baseline patches with AngleRoCL-enhanced patches generated from identical prompts. Fig. 4 presents MAGIC patch pairs with direct comparisons between baseline and AngleRoCL versions. These visualizations demonstrate the systematic changes introduced by our learned concept in the patch generation process.

**Multi-view detection results.** We will make our complete experimental results publicly available online, including detection results across multiple environments and detectors. Additionally, we have created demonstration videos showcasing multi-angle detection results in real-world scenarios. These videos will be included in the supplementary materials to provide visual evidence of our method’s angle-robust performance.





**Figure 3:** Visual comparison of NDDA patches generated with and without angle-robust concept. (a)-(c) Patch pairs organized for layout purposes, each showing baseline NDDA patches (top row of each section) vs NDDA+AngleRoCL patches (bottom row of each section) generated from identical prompts.



**Figure 4:** Visual comparison of MAGIC patches generated with and without angle-robust concept. (a)-(b) Patch pairs organized for layout purposes, each showing baseline MAGIC patches (top row of each section) vs MAGIC+AngleRoCL patches (bottom row of each section) generated from identical prompts.

## **E Broader Impact**

This work explores angle-robust adversarial patches that maintain effectiveness across multiple viewing angles, which has implications for both security and safety of AI systems. While our research advances understanding of physically robust attacks against object detectors, potentially revealing vulnerabilities in critical systems like autonomous vehicles and surveillance, it simultaneously provides valuable insights for developing more robust defense mechanisms. By demonstrating that text-to-image models can generate angle-invariant adversarial examples, we highlight a previously underexplored vulnerability that security researchers and system designers should address. Our work follows responsible disclosure practices by using common benchmark datasets and focusing on well-studied target objects (stop signs). We believe that understanding these vulnerabilities is essential for developing more resilient detection systems that maintain reliability across varying real-world viewing conditions, ultimately leading to safer AI deployment in critical applications.