

Needling Through the Threads: A Visualization Tool for Navigating Threaded Online Discussions

YIJUN LIU, University of Illinois Urbana-Champaign, USA
FREDERICK CHOI, University of Illinois Urbana-Champaign, USA
ESHWAR CHANDRASEKHARAN, University of Illinois Urbana-Champaign, USA

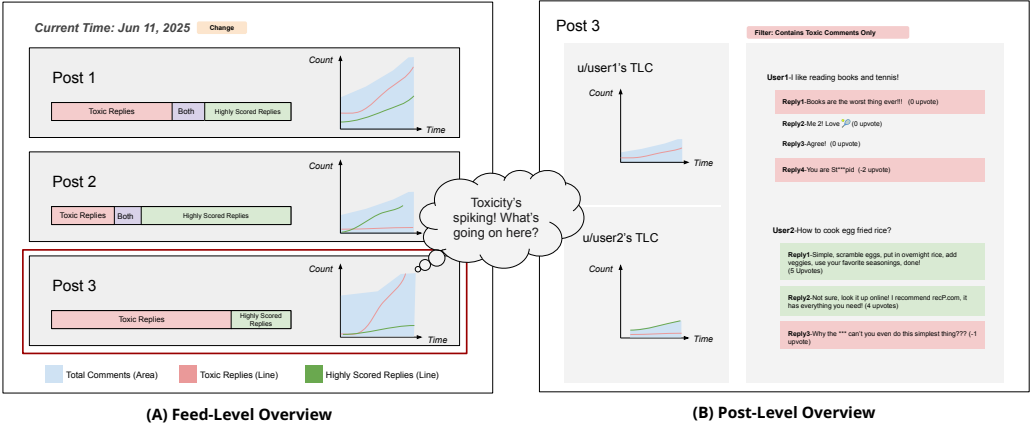


Fig. 1. **Needle's Multi-Level Visual Analytics Approach.** (A) The feed-level overview shows temporal visualizations and toxicity patterns across all subreddit posts, with visual anomalies (like Post 3's toxicity spike) drawing immediate attention. (B) The post-level overview supports drilling down into specific threads with Top-Level Comment (TLC) visualizations as well as highlighting and filtering capabilities to quickly identify problematic content requiring moderator attention.

Navigating large-scale online discussions is difficult due to the rapid pace and large volume of user-generated content. Prior work in CSCW has shown that moderators often struggle to follow multiple simultaneous discussions, track evolving conversations, and maintain contextual understanding—all of which hinder timely and effective moderation. While platforms like Reddit use threaded structures to organize discourse, deeply nested threads can still obscure discussions and make it difficult to grasp the overall trajectory of conversations. In this paper, we present an interactive system called *Needle* to support better navigation and comprehension of complex discourse within threaded discussions. *Needle* uses visual analytics to summarize key conversational metrics—such as activity, toxicity levels, and voting trends—over time, offering both high-level insights and detailed breakdowns of discussion threads. Through a user study with ten Reddit moderators, we find that *Needle* supports moderation by reducing cognitive load in making sense of large discussion, helping prioritize areas that need attention, and providing decision-making supports. Based on our findings, we provide a set of design guidelines to inform future visualization-driven moderation tools and sociotechnical systems. To the best of our knowledge, *Needle* is one of the first systems to combine interactive visual analytics with human-in-the-loop moderation for threaded online discussions.

CCS Concepts: • Human-centered computing → Collaborative and social computing systems and tools.

Additional Key Words and Phrases: Visual Analytics, Conversational Metrics, Moderation, Summarization

Authors' addresses: Yijun Liu, University of Illinois Urbana-Champaign, USA, yijun6@illinois.edu; Frederick Choi, University of Illinois Urbana-Champaign, USA, fc20@illinois.edu; Eshwar Chandrasekharan, University of Illinois Urbana-Champaign, USA, eshwar@illinois.edu.

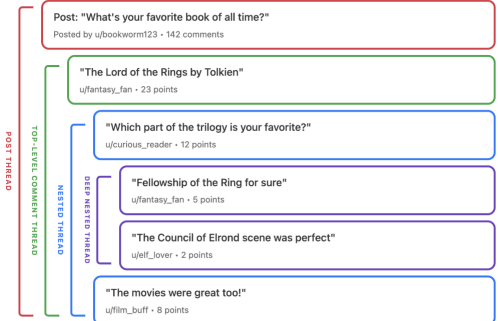


Fig. 2. Threaded Discussion A is an actual large-scale discussion that happened on Reddit. Threaded Discussion B illustrates the “threads” that occur at multiple levels within online discussions using synthetic data.

1 INTRODUCTION

Online communities and their members are frequently exposed to *undesirable* content (e.g., toxicity and harassment) which can reduce user perceptions of quality and safety [1, 13, 51], and sometimes even lead to negative psychological effects [38, 47]. To combat online misbehavior, content moderation is the primary mechanism employed by social media platforms [19, 54, 55]. Most online communities employ the services of human moderators (either paid or unpaid/volunteer, centralized or distributed) to regulate content generated by users [15, 46]. Prior work on content moderation has highlighted the numerous challenges faced by human moderation approaches [15, 46, 50, 56], including the substantial impact of constant exposure to toxic content on the mental health of moderators [29, 56].

To alleviate some of these challenges, prior work in HCI and CSCW has developed computational tools and approaches to augment the process of manual review by moderators [24, 28, 43, 53] and support human-in-the-loop approaches to content moderation [7, 10, 23]. Despite the increasing adoption of human-AI systems for content moderation—particularly in light of recent advances in NLP and the emergence of large language models (LLMs)—automated approaches continue to face limitations, including poor contextual understanding [7], lack of human precision to fully address complex cases [34], and diminished transparency in moderation processes [17].

1.1 Complexities in Navigating Large-scale Discussions Online

Large-scale online discussions further exacerbate moderation challenges due to their volume and the rapid pace of content generation [5, 6, 29]. The scale and complexity of online discourse make it difficult to track conversations and maintain contextual understanding, hindering timely and effective moderation [16, 27, 41]. For instance, a recent study highlighted how Discord moderators struggle to monitor multiple discussions that take place in parallel on different channels, track how individual conversations flow or evolve, all while maintaining contextual understanding [10].

Platforms like Reddit employ “threads” to visually organize or structure parallel discussions. Threads can occur at different levels, from posts to comments, as shown in Figure 2 (see Threaded Discussion A). Threaded structures offer a degree of organization by allowing discussions to branch logically, which can help users follow discussion paths with greater ease [58]. However, as

discussions become increasingly nested (i.e., “threaded”), maintaining context and identifying key points across multiple layers becomes challenging, as shown in Figure 2 (see Threaded Discussion B). These complexities highlight the need for systems that help users and moderators navigate and make sense of complex large-scale discussions.

CSCW researchers have explored tools and methods to enhance sense-making, summarization, and visualization of large-scale online discussions in different contexts [58]. Specifically, text summarization/synthesis and visualization techniques have shown promise in making sense of complex discussions forums and Wikis [60] and conversations on Slack [59]. In the context of content moderation, previous systems have demonstrated that visual cues can improve user awareness when interacting with *stranger* accounts on Twitter [25], in addition to highlighting how visual summaries can guide moderation attention to problematic conversations on Discord [10]. We extend this line of work on using visualizations to assist content moderation in the context of single thread conversations (or sequential chat) and develop a visualization tool to navigate a new format of online discourse—*threaded* discussions on Reddit.

1.2 Summary of Contributions

In this paper, we present *Needle*, an interactive system that provides high-level synthesis via visual analytics and aims to support the navigation of threaded discussions on social platforms like Reddit. *Needle* can visualize key comment metrics including activity, toxicity, and number of upvotes or downvotes, as well as temporal trends of how these metrics change over time. *Needle* is designed to support moderators by providing intuitive and interactive line graph summaries of recent commenting activity and toxicity levels across different threads within a given post (or Reddit submission). Upon clicking a post, moderators can delve into a detailed visual breakdown of comment activity in each Top Level Comment (TLC) as well as the comments themselves.

Through a user study with ten Reddit moderators, we find that *Needle* allows moderators to easily navigate threaded discussions with their communities, efficiently monitor key conversational metrics, and quickly identify areas of concern within threads. *Needle* is able to address and mitigate moderators’ challenges including lack of contextual understanding, high cognitive load, and immediate exposure to toxic content. The use of visualizations in *Needle* allows moderators to maintain a clear overview of parallel conversations within threads, making it easier to manage complex threaded discussions and prioritize content that requires immediate moderator attention.

The contributions of our work are two-fold. Firstly, we make a systems contribution where we develop a novel sociotechnical system to help Reddit moderators navigate threaded online discussions. To the best of our knowledge, *Needle* is one of the first systems to combine interactive visual analytics with human-in-the-loop moderation for threaded online conversations. We plan to make *Needle* open source and our code will be released publicly upon publication. Second, we develop *Needle* based on a set of design guidelines derived through an extensive review of prior CSCW and HCI literature on content moderation, visualization, and sociotechnical systems. Through our work, we hope to inform the creation of similar tools that leverage visualization to improve online moderation and sense-making of large-scale online discussions.

2 RELATED WORK

In this section, we review prior literature to summarize key challenges in human moderation approaches and situate our work in the context of recent advances in computational approaches to content moderation and related visual interfaces for navigating large-scale online discussions.

2.1 Challenges in Human Moderation

Online harassment, toxicity, and other forms of harmful content present serious risks to user well-being and community health [24, 42], making content moderation a critical function for digital platforms [19]. As highlighted by prior research [15, 54, 55], human moderation remains the primary approach for managing harmful content across these platforms. But the increasing amounts of manual labor performed by human moderators has the potential to result in severe cognitive and emotional strain [46]. Frequent exposure to toxic content and manually reviewing large volumes of user-generated content has been linked to detrimental impact on moderators, including negative outcomes like moderator burnout, stress, and “secondary trauma” [29, 52, 56]. These challenges are especially pronounced in volunteer-driven communities [33] like Reddit [39], Discord [29], and Twitch [4], where only a few moderators need to perform thousands of actions every day [20, 56].

The scale of user-generated content presents an additional challenge [16, 27, 41], with major platforms such as TikTok receiving millions of new posts daily [26]. This volume renders purely manual review impossible and has led to an increasing reliance on computational approaches to assist human moderation.

2.2 Computational Approaches and Tools to Assist Content Moderators

To scale moderation efforts, platforms have increasingly adopted automated tools or algorithmic approaches to detect violations and assist decision-making [17, 24, 43, 48], including the use of large and small language models [18, 34, 57]. In Reddit specifically, they have a built-in tool, AutoModerator¹, which checks post format and filter keywords, along with other non-Reddit specific word rule-based tool [27, 49]. Yet these systems remain limited in their ability to interpret nuance, handle linguistic subtleties like sarcasm or coded language, and understand community-specific norms [9, 17, 48]. For example, fully automated filters may mislabel heated but productive debate as toxic, or overlook veiled harassment masked in polite phrasing [61]. As a result, automated moderation systems continue to struggle with context-dependent nuance [8] and cultural variations [17]—even with recent approaches that rely on large language models [34].

These limitations have prompted calls for human-in-the-loop systems that blend computational efficiency with human discernment [7, 10, 21, 23]. Such systems do not aim to replace human moderators but to enhance their capabilities by surfacing high-risk content for review, visualizing user activity patterns, or highlighting contextual signals [10, 48]. For example, ConvEx [10] utilizes visualizations and AI to guide moderator attention to toxic messages on Discord, and Venire [35] helps Reddit moderation teams identify reports where moderators are likely to have disagreements. Importantly, research shows that moderators value tools that increase transparency and interpretability, and facilitate informed and community-aligned decision-making [9].

Extending this line of work, we aim to develop a system that supports human-in-the-loop moderation and incorporates computational techniques to assist, rather than replace, human judgment.

2.3 Visual Interfaces for Navigating Large-Scale Conversations

As platforms like Reddit employ threaded discussions to structure and organize content, these threaded structures introduce complexity as conversations branch into multiple pathways and foster increased social reciprocity between users [2, 58]. This branching architecture, although beneficial for organization, generates long, intricate conversation networks that impose substantial cognitive demands on moderators attempting to maintain contextual understanding across discussion threads [2, 31]. Consequently, moderators face increasing difficulty in synthesizing the necessary context for informed decision-making as conversations expand in both breadth and depth.

¹<https://www.reddit.com/r/reddit.com/wiki/automoderator/>

Researchers in HCI and CSCW have explored visualization methods to address these challenges in making sense and navigating through large online discussions. Early visualization efforts like Thread Arcs provided compact graphical representations of both chronological sequences and hierarchical relationships, improving users’ ability to grasp thread structures quickly [32]. More recent visualization approaches have emphasized multi-scale and interactive timelines. For instance, DisVis employed timeline histograms combined with detailed summary statistics, allowing users to rapidly identify periods of intense activity or topic shifts [44].

Similarly, analytic systems like ConVis [22] and ConvEx [10] incorporated linguistic analysis into visual interfaces, helping users quickly pinpoint emerging trends and contentious issues within expansive discussions. AudienceView leverages NLP and LLMs to visualize themes, sentiment, and topic clusters from hundreds of thousands of YouTube comments to support journalistic sense-making [3]. Additionally, Liao et al. [40] uses both concept maps and comment tree maps to help novice learners navigate large video collections through structured content and social discussion themes. Overall, these visual interfaces have consistently demonstrated their ability to reduce cognitive load and the potential to enhance moderator’s experience by clearly presenting complex conversational structures and temporal dynamics.

In this paper, we examine how visualizations can be used to easily navigate and summarize online discussions involving threaded conversations, specifically focusing on Reddit moderators.

3 DESIGN GOALS

Next, we present the three primary design goals that guided the development of our new visual analytics system to enhance moderation on Reddit, a threaded discussion platform. These design goals were derived from a comprehensive review of prior literature on content moderation and the specific needs of moderators working with large-scale online discussions on platforms like Reddit.

3.1 Supporting Multi-level Summarizations through Visual Aids

Research on content moderation consistently shows that moderators struggle to maintain awareness across multiple discussions simultaneously [29, 56]. The sheer volume and complexity of online discussions often overwhelm a moderator’s capacity to efficiently identify areas requiring intervention, leading to delayed interventions on problematic content and moderator burnout. Previous moderation tools have typically focused on content flagging and reporting mechanisms, which provide limited contextual information. Visualization approaches like those explored by Choi et al. [10] have shown promise in reducing cognitive load through visual summarization, but these lack the multi-level perspective needed for complex threaded discussions.

Information visualization theory suggests that effective overviews combined with details-on-demand can significantly improve situation awareness for complex monitoring tasks [12]. We apply this in the context of online moderation, supporting moderator awareness by surfacing trends in recent activity through multi-level visual summaries.

Design Goal 1 (G1): *Needle* should provide multi-level visual summaries (subreddit and thread levels) and surface trends in recent activity to support efficient monitoring and improve moderator awareness.

3.2 Directing Attention and Providing Actionable Insights

With limited time and cognitive resources, moderators benefit from tools that help prioritize their attention and provide contextual information for decision-making [54]. However, existing approaches fail to provide sufficient support for moderators. While community reports and flagging systems provide the primary mechanism for helping moderators prioritize their attention, they rely on community members to identify and report problematic content. This approach can miss subtler

issues or novel forms of policy violations that community members do not recognize or report. Previous approaches have also explored automated content detection using machine learning [17], but these often lack contextual awareness and have high false positive rates when used alone.

However, research on attention guidance in visual analytics suggests that combining algorithmic signals with community indicators and temporal patterns can more effectively guide moderator attention [10]. We follow this approach to support informed decision-making by directing moderator attention to key discussion and comments.

Design Goal 2 (G2): *Needle* should direct moderators’ attention to key discussions and comments using metrics and visual cues that support informed decision-making.

3.3 Adapting to Diverse Community Needs

Online communities vary widely in their norms, sizes, and content policies [52]. One-size-fits-all approaches to moderation fail because what constitutes problematic content in one community may be acceptable or even encouraged in another. However, many current moderation systems typically offered limited customization options, forcing communities to adapt to tools rather than adapting tools to communities.

Moderators need tools that can adapt to these differences without requiring technical expertise to configure them. Additionally, discussion sizes range from small exchanges to massive threads with thousands of comments, requiring scalable approaches to visualization and analysis. Research on end-user customization suggests that providing moderators with accessible controls for key parameters can significantly improve tool adoption and effectiveness. Visualization research also indicates that adaptive displays that respond to data characteristics can better maintain usability across varying scales of information. We thus aim to provide customization options allow moderators to adapt the tool to the needs and characteristics of their specific communities.

Design Goal 3 (G3): *Needle* should adapt to different community needs and discussion sizes through customizable settings.

4 NEEDLE: A VISUALIZATION TOOL TO NAVIGATE THREADED DISCUSSIONS

In this paper, we build *Needle*, a sociotechnical system to enhance moderator capabilities in navigating, understanding, and effectively responding to complex online discussions on Reddit. Next, we describe how our design goals (highlighted in Section 3) informed the development of particular system features and interfaces in *Needle*. Specifically, we will walk through the system’s architecture and interface features, illustrating how *Needle* supports summarization (G1), attention guidance (G2), and customization (G3).

4.1 System Design

Needle is implemented as a client-side web application using React and D3.js. It comprises two primary components: the feed-level overview interface and the thread-level drill-down interface. Users interact with *Needle* through temporal controls (Figure 3-A), customizable filters (Figure 4-e2), and visual summaries across scales.

Moderators begin at the feed level (Figure 3), adjusting time, toxicity, and score thresholds. Posts are sorted using a selected metric (e.g., most toxic, most upvoted, Figure 3-C), with global histograms summarizing subreddit-wide comment activity and toxicity (Figure 3-B). From here, moderators can select a post to explore in detail (Figure 4).

4.2 Defining Recency

Our approach to temporal visualization (G1) needs a clear definition of recency within the *Needle* system. Rather than using a fixed definition, we implement a flexible recency model that adapts

Needling Through the Threads: A Visualization Tool for Navigating Threaded Online Discussions

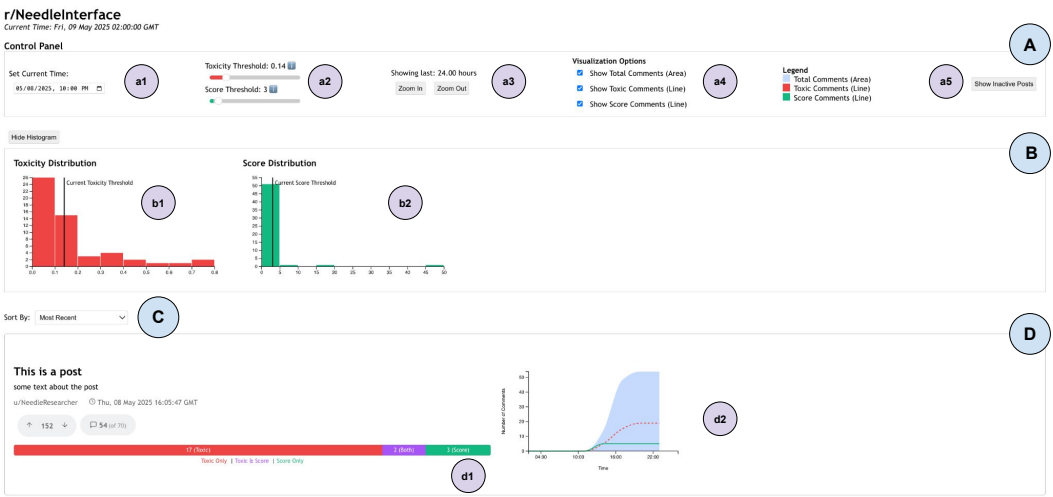


Fig. 3. The feed-level interface of *Needle*, which presents subreddit-wide comment activity and toxicity. (A) Control panel for setting time (a1), toxicity and score threshold (a2), zoom level (a3), line toggles with legend (a4), and toggle show inactive posts (a5). (B) Global histograms for toxicity (b1) and score distributions (b2). (C) Sorting dropdown to organize posts by criteria. (D) Post summaries, with a segmented comment breakdown bar (d1), and a temporal activity chart (d2).

to moderator needs. Firstly, the “current time” setting (Figure 3-a1) allows moderators to anchor their view at specific points in time, useful for reviewing past incidents or focusing on present activity. This supports the temporal visualization aspect of G1 by enabling moderators to analyze how discussions evolved at critical moments. Paired with the time-anchoring, the global zoom control (Figure 3-a3) implements our adaptability goal (G3) by allowing moderators to define what constitutes “recent” content—from minutes to hours—based on community-specific activity patterns. The temporal activity charts (Figure 3-d2) also visually encode recency through color intensity and position, allowing moderators to immediately perceive when and where engagement is occurring without manual timestamp analysis.

In addition to these features, the “Show Inactive Posts” toggle (Figure 3-a5) refines the recency model by focusing on activity rather than just based on sorting. This addresses G2 by directing moderator attention to discussions with recent engagement, regardless of when the original post was created.

4.3 Summary of Features

Table 1 summarizes key features of *Needle*, grouped by their design goals: multi-level summarization (G1), focus and attention guidance (G2), and community customization (G3). Each feature is listed with its interface location on the figures, function, and when it is most useful to moderators.

4.3.1 Toxicity. For our implementation, *Needle* leverages the Perspective API² to assess toxicity levels in comments—specifically, we used the TOXICITY attribute. This tool provides a continuous score indicating the likelihood that a comment may be perceived as toxic, ranged from 0 to 1. We process comments server-side and cache the scores to support responsive visualizations and

²<https://perspectiveapi.com/>

Feature	Location	Description	Use Cases
Multi-level Summarization Features (G1)			
Toxicity & score histograms	Figure 3-B	Visualizes the distribution of comment toxicity levels and scores across all posts	Assess overall subreddit health and establish appropriate filtering thresholds
Post temporal visualizations	Figure 3-d2	Charts how discussion activity evolves within individual posts over time	Analyze post engagement patterns and identify discussion peaks
TLC temporal visualizations	Figure 4-f4	Charts how discussion activity evolves within individual top-level comment threads over time	Monitor how specific conversation threads develop and escalate
Focus and Attention Tools (G2)			
Sort options	Figure 3-D	Reorders posts and top-level comments by various criteria	Prioritize content based on toxicity levels, activity, recency, or scores
Segmented breakdown bars	Figure 3-d1	Color-coded bars that visually segment comments by toxicity and score numbers	Identify problematic or highly-rated content within posts
Inactive content toggle	Figure 3-a4	Shows or hides posts and TLCs with minimal recent activity	Reduce interface clutter by focusing on active discussions
Comment filtering	Figure 4-e2	Displays only comments meeting specific toxicity or score thresholds	Concentrate moderation efforts on the most critical content
Comment highlighting	Figure 4-e1	Visually emphasizes comments that exceed toxicity or score thresholds	Direct moderator attention to content requiring immediate review
Community Customization (G3)			
Threshold configuration	Figure 3-b2	Allows adjustment of toxicity and score sensitivity levels	Adapt parameters to match different community standards
Time point navigation	Figure 3-a1	Enables quick jumps to specific time-tamps in the activity feed	Review historical activity during specific time periods
Temporal zoom control	Figure 3-a3	Adjusts the time window scope from 8 minutes to 24 hours	Explore community activities across different temporal scales

Table 1. Comprehensive feature overview of *Needle* including interface locations, detailed descriptions, and practical applications.

summary metrics. While our current focus is on toxicity, the system design allows for integration of other content signals, such as disagreement or community alignment.

4.4 Visualizations and Visual Cues

A key aspect of our design is the strategic implementation of visualizations and visual cues to enhance moderator capabilities.

4.4.1 Temporal Visualizations. For each post and TLC, we plot a temporal summary of comment activity (Figure 3-d2 and Figure 4-f4). These visualizations use position and color to convey engagement patterns over time, helping moderators quickly identify bursts of activity or toxicity without looking at the actual comments. This directly supports G1 by transforming complex temporal

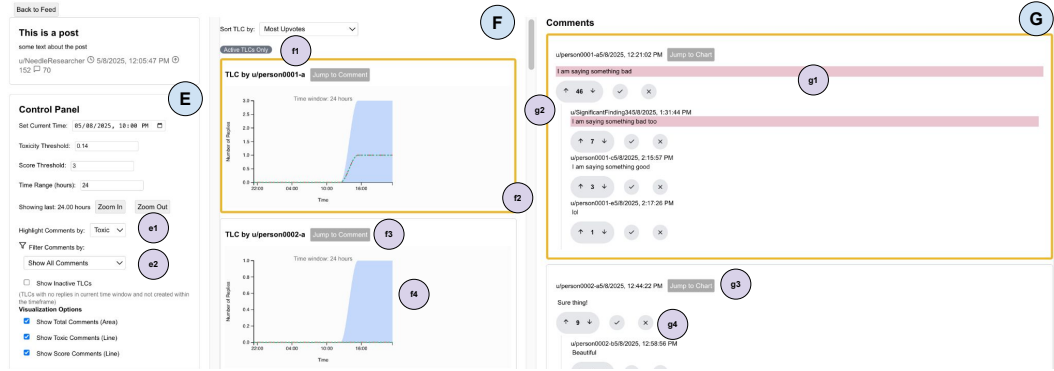


Fig. 4. The thread-level interface of *Needle*, which provides detailed visualization of individual discussion threads. (E) Control panel with the same customization options as the feed-level interface, adding two new features of applying highlights to comments (e1) and filter comments (e2). (F) Comment visualization features including: active TLCs only indicator (f1), hover effects to indicate linkage between visualizations to comments (f2), jump to Comment button for quick navigation (f3), and temporal activity chart for the selected TLC (f4). (G) Actual comments: toxic comment highlighting (g1), hover effects (g2), navigation controls to move between charts and comments (g3), and moderation buttons (g4).

dynamics into interpretable visual cues—revealing when discussions are active, how fast they develop, and whether they show signs of problematic escalation.

We decided to plot this temporal summary because comment timing and pacing often signal the intensity, urgency, or volatility of a discussion, which are key factors in identifying posts that may require moderation.

4.4.2 Segmented comment breakdown Bars. The segmented comment breakdown bars (Figure 3-d1) provide an immediate visual summary of comment distributions within posts. By segmenting comments according to toxicity and score thresholds, these bars create a visual signature for each discussion. This feature directly addresses G2 by enabling moderators to quickly identify posts with unusual proportions of toxic or highly-scored comments without reading the content. In addition to the temporal graphs, this visualization is more intuitive and easier to interpret, allowing moderators to quickly go over posts.

4.4.3 Histograms. The global histograms for toxicity and score distributions (Figure 3-B) provide subreddit-wide context that is essential for adjusting the thresholds. These histograms visualize the overall patterns of comment toxicity (Figure 3-b1) and scores (upvotes minus downvotes) (Figure 3-b2) across all threads, enabling moderators to understand what constitutes "normal" versus "exceptional" values within their specific community. This global perspective directly supports G1 by summarizing thousands of comments into interpretable distributions, and enhances G3 by helping moderators make informed decisions when setting toxicity and score thresholds appropriate to their community's baseline.

4.4.4 Highlights. In addition to the visualizations, we also include visual cues, highlights, on comments. The highlight (Figure 4-g1) uses visual cues to direct moderator attention to potentially problematic or highly scored content. This mechanism supports G2 by creating perceptual landmarks within dense comment threads. We see the highlights being particularly valuable in lengthy discussion threads where comments needing attention might otherwise remain hidden among hundreds of benign contributions.

5 USER STUDY

We ran a user study with moderators on Reddit, simulating a realistic workflow using our system. The purpose of the study was to evaluate how effective *Needle* is in supporting the moderator’s workflow, how the system impacts the moderator’s workflow, and how it could fit into their existing workflows. We also aimed to identify which features were helpful and how they could be improved, yielding insights for the design of similar moderation tools in the future.

5.1 Participants

We recruited 10 moderators who are current Reddit moderators located in the United States (mean years of moderation = 6.5, SD = 3.72; mean subreddit community size = 1840k, SD = 1916.71k). Moderators were recruited via mod mail from large, active subreddits (top 1500 popular subreddits³). Participants were required to be active moderators on Reddit. We confirmed their eligibility through a screening survey, including verification of moderator status via their provided username.

Participant	Subreddit Size (approx.)	Years Moderating	Subreddit Type
P1	2300k	5	Academic
P2	400k	7	Sports
P3	700k	2	TV shows
P4	400k	9	Games
P5	600k	13	Games
P6	800k	8	Games
P7	2300k	9	Anime
P8	5900k	8	Home
P9	4400k	3	Sports
P10	600k	1	Anime

Table 2. Overview of study participants. Subreddit sizes are rounded to the nearest 100k; years moderating are rounded to the nearest year.

5.2 Procedure

During the screening survey, we asked moderators to indicate which subreddit(s) they currently moderate and a specific subreddit that they would like to test *Needle* with. For the study session, the researcher collected the subreddit’s data spanning two days, including posts either created or replied to within that period, to use as the database for the user study. The researcher first introduced *Needle*’s features. Next, moderators engaged in two primary tasks using *Needle* to simulate their content moderation workflow, followed by a semi-structured interview.

All user study sessions were conducted via Zoom in English. Each session lasted approximately one hour, and each participant was compensated with a \$20 Amazon gift card. Each session was audio-recorded, transcribed, and anonymized. We also log their interaction data with *Needle*.

Ethical Considerations. To minimize disruption to online communities, we simulated the moderation environment using scraped data collected one day prior to each user study session. This approach ensured participants worked with recent, familiar content while avoiding direct intervention in live communities. Participant recruitment was conducted through modmail, and we carefully excluded communities whose rules explicitly prohibited unsolicited messages or research recruitment. We obtained oral informed consent from all participants and implemented measures to protect anonymity by avoiding collecting real names or personally identifiable information. All

³Retrieved from Reddit API [reddit.subreddits.popular](#)

potentially identifying information were removed. All research procedures were reviewed and approved by our Institutional Review Board.

5.3 Tasks

To mimic a typical moderation process and to encourage the exploration of *Needle*'s features, we designed the following tasks for moderators.

5.3.1 Locating Threads. In the first task, moderators were asked to locate discussion threads of interest within their subreddit. Using the system's overview features, they explored the feed to identify posts that might warrant their attention. Moderators were encouraged to think aloud and describe how each feature influenced their decision-making process. If participants did not explore certain features, researchers would reintroduce the features to ensure comprehensive evaluation.

5.3.2 Moderating Comments. In the second task, moderators clicked into one of the identified posts to review its recent comment threads. They used the system's tools to navigate the discussion. For each comment, they could decide whether to remove it if it clearly violated subreddit rules, or report it if it was ambiguous. They are also encouraged to think aloud on the system feature and decision-making process. If participants did not explore certain features, researchers would reintroduce the features to ensure comprehensive evaluation.

5.3.3 Interview. Following the two tasks, participants took part in a semi-structured interview. The interview explored their overall impressions of the system, how it compared to their existing moderation workflow, and how specific features supported or hindered their decision-making. Participants also provided feedback on desired improvements and reflected on the system's potential to reduce cognitive load during moderation.

6 RESULTS

From our study, we found that *Needle* can effectively support moderation workflows in several key ways. All participants reported that *Needle* has the potential to aid in moderation tasks or in their own moderation processes. Reactions were predominantly positive, though some concerns emerged regarding the toxicity detection mismatches with community-specific norms. Despite these considerations, five of ten moderators had expressed that *Needle* would complement their existing toolkit effectively.

6.1 Moderator Impressions of Interfaces and Features in *Needle*

Overall, moderators expressed that the interface is quick and easy to use. In the feed-level interface, eight out of ten moderators expressed that they found the features involving toxicity scores to be useful. They adjusted the toxicity threshold (Figure 3-a2) more often than the score threshold, with an average 270.8 adjustments to the toxicity threshold per user study session compared to 35.6 for the score threshold. The histograms (Figure 3-B) were found to be generally helpful for making sense of the toxicity threshold as well as for understanding the high-level community health. However, one moderator did report that the histogram is difficult to understand and that they were not familiar with this type of visualization. Seven out of ten moderators find the time setting and time zooming (zoom in/out timespan) not necessary, as they mostly moderate relatively frequently on the subreddits and do not need to adjust time range.

Participants also found the sorting effective, and most would sort by the highest toxicity comments (Figure 3-C). In terms of each post and the accompanying visualizations, moderators found it easy to understand. For most moderators (7 out of 10), the temporal graphs (Figure 3-d2) was useful for highlighting anomalies in threads and understanding trends; however, many of them (5 out of

10) also note that they used the bar (Figure 3-d1) to make comparisons between posts, therefore guiding their attention to the most toxic posts.

In the thread-level interface, moderators generally found the interface easy to navigate without confusion. The highlighting and filtering features (Figure 4-e1&e2) were the most appreciated features identified by moderators, with eight out of ten reporting them as useful. Moderators also expressed that the approve and delete buttons were also intuitive and helpful as they showed their moderation actions on the posts. However, due to the low number of replies most top-level comments receive, the visualizations for TLCs (Figure 4-F) were not as helpful, as 6/10 moderators noted, and the “jumping to” feature (Figure 4-f3&g3) was not often used.

6.2 Design Goal 1: Transforming Textual Content into Intuitive Visual Patterns

We found that our multi-level visual summaries were largely effective in surfacing patterns in recent activity and supporting efficient moderator awareness.

Seven out of ten moderators reported that thread-level visualizations were effective, with three moderators specifically highlighting the effectiveness of visualizing individual TLCs. Moderators consistently expressed that our visualization approach offered superior functionality compared to existing Reddit moderation tools:

“This is interesting, like, [visualizations] for threads is much more useful than what we have.” (P1)

The visualization features that most effectively supported awareness and detection of problematic content were the thread-level toxicity graphs and the temporal activity visualizations. These tools transformed moderation from sequential text review to pattern recognition, allowing moderators to quickly identify anomalies without manually reviewing each comment one by one. As P2 noted:

“If I see this graph and it starts not looking like this, then I should do something about it. I think there’s value in that, and it makes it very easy for me.”

This capability proved especially valuable for identifying contentious discussions:

“If I could just look at that visualization of what’s happening on the subreddit, then that could help me choose which threads to look at and see if there’s too much fighting going on.” (P7)

These visual patterns may substantially alter traditional moderation workflows. Rather than processing comments one-by-one, moderators adopted a more strategic approach: first identifying potential hotspots through our visualizations, then investigating those specific areas. This triage-based workflow improved efficiency by directing moderator attention to areas of greatest concern. Additionally, the ability to visually scan for patterns enabled more proactive moderation, with moderators identifying potentially problematic threads before they accumulated multiple reports.

However, within individual TLC visualization, moderators reported limited utility due to low amount of activity within the replies of individual TLCs. As P1 noted:

“The visualizations work. We just don’t give it enough to visualize.”

This suggests that visualization effectiveness scales with content volume, being most valuable at the thread level where patterns become more meaningful.

6.3 Design Goal 2: Directing Attention Through Metrics and Visual Cues

We found that *Needle*’s implementation of toxicity metrics and highlighting features was successful in supporting informed decision making for moderators. These features effectively addressed the moderators’ need for attention-directing mechanisms that could help them navigate large volumes of content efficiently.

6.3.1 Enhanced Decision Support Through Toxicity Metrics. Moderators found *Needle*'s toxicity metrics were notably more effective than Reddit's native tools. As P6 remarked:

"[Needle] seems to work a little bit more intelligently than the tools that Reddit has initially."

Specifically, these toxicity metrics helped moderators efficiently identify problematic content that might otherwise go unnoticed, with P1 noting that it was more helpful than standard Reddit tools since the mod queue sometimes misses toxic comments.

The value of toxicity metrics was particularly evident for high-volume subreddits where manual review becomes impractical. P5 explained the challenge of scale in very large subreddits where moderators need to perform thousands of actions per day just to keep pace with incoming content. As mentioned by four moderators, in these environments, toxicity detection significantly reduced cognitive load to identify toxicity. Three moderators expressed interest in customizable toxicity thresholds that would allow them to receive alerts when unusual patterns emerge. P9 suggested they would set high thresholds to identify threads receiving an abnormal number of toxic comments, allowing for more targeted intervention.

Another common usage of toxicity metrics was as a reference point to aid in their decision-making process. For example, P10 said that:

"[Toxicity is like a] second opinion on stuff if I don't know I should remove it or not."

6.3.2 Improving Content Processing Efficiency Through Visual Highlighting. The highlighting feature proved particularly effective at directing moderator attention, with eight out of ten moderators acknowledging and appreciating this function primarily for its efficiency benefits. P1 noted that highlighting would help them process threaded sections much faster. And as P5 noted, quick processing is a fundamental requirement for effective moderation. The color-coded system provided immediate visual cues that guide moderator attention, with P3 explaining that their eye naturally gets drawn to content highlighted in red, which guided their attention similarly to how their existing filters flag content.

Visual highlighting also appeared to improve moderation thoroughness, with three moderators mentioning how it helped them catch problematic content they might otherwise have missed when reviewing comments across their entire subreddit. By combining toxicity metrics with visual highlights, moderators were able to implement a more strategic, targeted approach to moderation.

Although our highlight function identifies comments based on multiple metrics—including high scores, toxicity levels, and combined metrics (toxicity and score)—six moderators specifically noted that score metric fall outside their typical concerns in moderation process. Therefore, score is not a useful metric for them. Thus, the combination of toxicity and visual highlighting emerged as particularly effective. Together, these features create an efficient filtering system that directs moderator attention to potentially problematic content while reducing cognitive load to allow monitoring through large volume of comments.

6.4 Design Goal 3: Adapting to Community Needs Through Customizable Settings

We found that our implementation of adjustable thresholds gave moderators meaningful ways to customize *Needle* to their needs. Our findings support the importance of this flexibility, particularly in how moderators interpret and apply toxicity thresholds across diverse community contexts.

Moderators actively experimented with toxicity thresholds to calibrate the tool to their community's specific communication norms. They demonstrated a process of exploratory calibration to find appropriate settings. P4 described needing to adjust thresholds repeatedly to determine the right sensitivity level for their community. By testing content against different thresholds, moderators gained additional context for judgment calls. Moderators also expressed interest in

understanding the underlying mechanics of toxicity detection to better calibrate thresholds. For example, P1 noted curiosity about what specific text patterns triggered higher toxicity scores.

6.5 Integration with Existing Moderation Workflows

We investigated how *Needle* can integrate with existing moderation practices as it is essential for evaluating its practical utility. Moderators reported using a variety of native Reddit tools including AutoMod, mod queues, and user history cards, while operating across both mobile and desktop platforms. Three moderators also mentioned utilizing external communication tools such as Discord and Slack for moderator discussions and coordination. Therefore, due to the diversity in moderation tools, there is no “one-size-fits-all” solution that *Needle* can fit into every tool.

We found that the visualization graphs could integrate into existing workflows in meaningful ways by helping moderators identify emerging problematic topics. For example, P2 explained that:

“If we see a big spike in that graph, we’re just like, okay, what is the topic that’s being discussed? Let’s go ahead and add, you know, the words related to this topic to our auto moderator.”

This demonstrates how *Needle*’s visualizations can directly enhance existing AutoMod configurations by helping moderators proactively identify conversation trends and trajectories that require additional monitoring.

Toxicity metrics were also reported to be useful to integrate into existing workflows. Five moderators mentioned performing moderation activities directly from the Reddit feed, using sorting functions to prioritize content review. This behavior aligns well with *Needle*’s feed-level interface and enhanced sorting capabilities (with toxicity metrics), suggesting another way to integrate the tool into existing workflows.

6.6 Open Challenges and Unaddressed Moderator Needs

While *Needle* demonstrated effectiveness in addressing workflow efficiency challenges, our interviews revealed a persistent challenge that requires further development: the nuanced understanding of community-specific language and norms. Six moderators consistently emphasized how community-dependent language complicates automated toxicity detection across different communities. This indicates the need for future research to develop more community- and context-sensitive models to detect norm violations [30].

Moderators across gaming, sports, and fandom subreddits highlighted how domain-specific language often triggers false positives in toxicity detection. P5 (from a game’s subreddit) noted that “toxic” phrases can be praise in gaming culture, while P2 (from a sport’s subreddit) pointed to emotional sports talk as a source of misclassification. P3 (from a TV show’s subreddit) and P6 (from a game’s subreddit) emphasized the role of show-specific jargon and fictional context in defining toxicity. While *Needle*’s adjustable thresholds help, moderators like P9 stressed the need for a model that understands niche vocabularies and cultural nuance, as well as specific removal patterns in the community.

7 DISCUSSION

In this paper, we presented a multi-tiered visual analytics approach in *Needle* and demonstrated how *Needle* can enhance moderation workflows beyond Reddit’s current tools. Through an user evaluation study with 10 Reddit moderators, we found that *Needle* effectively addressed three core challenges in content moderation: (1) detecting anomalies via visual patterns in text, (2) surfacing problematic content through toxicity metrics and visual cues, and (3) accommodating diverse community norms through customizable thresholds.

Needle provided aggregated metrics at the subreddit level for comprehensive community health assessment, visualizes toxicity and activity patterns at the thread level to reveal conversation health without requiring exhaustive reading, and incorporates temporal visualizations to help moderators detect emerging issues. This layered approach helped transform overwhelming textual content into intuitive, scannable visualization patterns that significantly reduced cognitive load on Reddit moderators (G1).

We also introduced attention-directing mechanisms in *Needle* that combined multiple data sources to identify potentially problematic content (G2). Our approach integrated toxicity analysis, community signals like voting patterns, temporal anomalies that may indicate coordinated behavior, and customizable highlighting to help moderators efficiently focus on areas requiring intervention. By synthesizing these signals, *Needle* supported more informed decision-making while preserving human judgment in the moderation process.

Finally, we developed a customizable moderation system that can be adapted to diverse community needs and contexts (G3). *Needle* incorporated adjustable thresholds for different metrics, visualization scaling that accommodates various discussion sizes, and customizable panels that allowed moderators to tailor their view based on community-specific priorities. This flexibility ensures that the tool can serve communities with different norms, sizes, and moderation approaches without requiring technical expertise to configure.

We conclude by discussing broader implications of our findings, design considerations to inform future tools, and next steps for *Needle*'s development.

7.1 Tools to Navigate Threaded Discussions and Guide Moderator Attention

Needle's success highlights the effectiveness of visualization-based approaches in transforming moderation workflows from sequential text review to pattern recognition. By converting textual content into visual patterns, moderators can quickly identify anomalies and potential issues without manually examining each comment. This approach fundamentally changes how moderators navigate large volumes of content—moving from linear processing to a more strategic workflow that improves both efficiency and effectiveness.

Particularly effective was the thread-level toxicity visualization that allowed moderators to identify problematic discussions at a glance. As P2 noted, these visualizations make it “very easy” to determine when intervention is necessary. This capability proves especially valuable for high-volume subreddits where manual review becomes impractical, addressing what P5 described as the “scale challenge” where moderators need to perform thousands of actions daily.

7.2 Design Implications

We identify several key implications for designing effective moderation tools:

7.2.1 Customizability and Adaptability to Community Norms. Community-specific norms emerged as a critical theme in our study. This variability creates challenges for standardized toxicity detection systems, which often fail to account for contextual nuances in community discourse. Future moderation tools should incorporate community-sensitive models that can learn and adapt to specific subreddit cultures, rules, and communication patterns.

The need for customization goes beyond adjustable toxicity thresholds to fit into different moderation philosophies. Some communities prefer tools that support positive reinforcement in addition to content removal. Four moderators, for instance, described practices such as awarding flairs, identifying potential future moderators, and extracting high-quality comments to include into community wikis. This aligns with recent CSCW work exploring the role of positive reinforcement

in moderation [36] and highlights the need for future research into systems that facilitate such positive moderation actions.

7.2.2 Multi-level Agency and Overview. *Needle*'s implementation of both feed-level and thread-level interfaces demonstrates the importance of providing multiple perspectives on community content. Moderators need the ability to transition between high-level pattern recognition and detailed comment review. This multi-level approach supports different moderation strategies—from proactive identification of emerging issues to targeted intervention in specific discussions.

Effective moderation tools should provide clear visualization pathways between these levels, allowing moderators to quickly drill down from community-wide patterns to specific problematic content. This capability supports informed decision-making by providing both context and detail when needed.

7.2.3 Human-in-the-Loop Approaches. While automation can significantly improve moderation efficiency, our study reinforces the critical role of human judgment in content moderation. Moderators valued *Needle* not as a replacement for their decision-making but as a tool that enhances their capabilities through such as “second opinion” support (P10) and strategic attention direction. Three moderators also explicitly mentioned that all their moderation decisions are purely human-based to capture community norms and adherence to past moderation standards.

This finding suggests that moderation tools should be designed with a human-in-the-loop philosophy, where technology augments rather than replaces moderator judgment. The ideal approach combines algorithmic efficiency with human discernment—using technology to filter and highlight potential issues while preserving moderator agency in final decision-making.

7.2.4 Enabling Proactive Moderation. A significant limitation of traditional moderation tools is their predominantly reactive nature, requiring moderators to respond to issues after they emerge. *Needle*'s visualization capabilities demonstrate potential for shifting toward more proactive moderation approaches. By visualizing temporal patterns and discussion trends, moderators can monitor conversational trajectories and identify potentially problematic conversations earlier in their development [9, 61]—before they escalate to require intervention.

7.3 Next steps for *Needle*

Based on our findings, we identify several promising directions for future development of *Needle*:

7.3.1 Developing Community-Specific Toxicity Models. Moderators consistently noted the limitations of generalized toxicity detection. Future work should develop subreddit-specific models trained on community norms, prior moderation actions, and unique community vocabulary. Additionally, incorporating contextual signals, such as discussion topics and user reputation, could help the system better interpret niche language and improve detection accuracy.

Designers and developers should collect details on the specifics about community rules and practices, as they vary in forms [14, 45]. For example, one moderator explicitly mentioned that they used word count to remove comments, as their subreddit required sophisticated answers citing credible sources; another moderator expressed that an image-based models would be useful to detect toxicity, as a lot of toxicity came from images in their community.

7.3.2 User-Level Information Integration. Five moderators emphasized the value of incorporating user history and behavior patterns into moderation decisions. Future versions of *Needle* could include user-level signals such as prior comment quality or moderation history directly in the interface, helping moderators determine whether a comment is part of a broader behavioral pattern.

These signals could be further visualized or calculated to similar metrics or summaries currently used for comment- and thread-level insights.

7.3.3 Positive Moderation Features. While *Needle* currently focuses on identifying problematic content, moderators expressed interest in tools that would also help them identify and promote positive reinforcement [11, 37]. Future development could expand *Needle*'s capabilities to include features for recognizing constructive comments, highlighting quality discussions, and implementing positive reinforcement through awards, flairs, pinning, or adding to the subreddit's wiki.

7.3.4 Expanding Needle to Assist Reddit Users. Beyond moderation, *Needle* could also support everyday users in navigating and making sense of large conversations. For example, visual summaries like activity bursts and toxicity spikes can help users obtain overviews of discussion threads. Similarly, surfacing highly active threads can guide users to the most relevant or interesting parts of a discussion. These features may improve engagement and promote more informed participation.

8 CONCLUSION

Our system, *Needle*, demonstrates how visualization-based approaches can transform content moderation workflows by converting overwhelming textual discussions into interpretable visual patterns. Our user study with 10 Reddit moderators revealed that the system's multi-level summarization capabilities, toxicity metrics, and customizable interfaces effectively reduce cognitive load while enabling proactive identification of problematic content. Although challenges still remain in automated toxicity detection across diverse community contexts, *Needle*'s human-in-the-loop design successfully augments moderator capabilities without replacing human judgment. Our system can be readily extended to incorporate additional conversational metrics and community-specific signals. We hope that our findings will inform future approaches to creating visualization-driven tools that enhance human moderation capabilities across diverse online communities.

REFERENCES

- [1] Ana Aleksandric, Sayak Saha Roy, Hanani Pankaj, Gabriela Mustata Wilson, and Shirin Nilizadeh. 2024. Users' Behavioral and Emotional Response to Toxicity in Twitter Conversations. *Proceedings of the International AAAI Conference on Web and Social Media* 18, 1 (May 2024), 29–42. <https://doi.org/10.1609/icwsm.v18i1.31295>
- [2] Pablo Aragón, Vicenç Gómez, and Andreask Kaltenbrunner. 2017. To Thread or Not to Thread: The Impact of Conversation Threading on Online Discussion. *Proceedings of the International AAAI Conference on Web and Social Media* 11, 1 (May 2017), 12–21. <https://doi.org/10.1609/icwsm.v11i1.14880>
- [3] William Brannon, Doug Beeferman, Hang Jiang, Andrew Heyward, and Deb Roy. 2024. AudienceView: AI-Assisted Interpretation of Audience Feedback in Journalism. In *Companion Publication of the 2024 Conference on Computer-Supported Cooperative Work and Social Computing* (San Jose, Costa Rica) (CSCW Companion '24). Association for Computing Machinery, New York, NY, USA, 65–68. <https://doi.org/10.1145/3678884.3681821>
- [4] Jie Cai and Donghee Yvette Wohn. 2021. After violation but before sanction: Understanding volunteer moderators' profiling processes toward violators in live streaming communities. *Proceedings of the ACM on Human-Computer Interaction* 5, CSCW2 (2021), 1–25.
- [5] Jackie Chan, Aditi Atreya, Stevie Chancellor, and Eshwar Chandrasekharan. 2022. Community Resilience: Quantifying the Disruptive Effects of Sudden Spikes in Activity within Online Communities. In *CHI Conference on Human Factors in Computing Systems Extended Abstracts*. 1–8.
- [6] Jackie Chan, Charlotte Lambert, Frederick Choi, Stevie Chancellor, and Eshwar Chandrasekharan. 2024. Understanding Community Resilience: Quantifying the Effects of Sudden Popularity via Algorithmic Curation. In *Proceedings of the International AAAI Conference on Web and Social Media*, Vol. 18. 227–240.
- [7] Eshwar Chandrasekharan, Chaitrali Gandhi, Matthew Wortley Mustelie, and Eric Gilbert. 2019. Crossmod: A Cross-Community Learning-based System to Assist Reddit Moderators. *Proceedings of the ACM on Human-Computer Interaction* 3, CSCW (Nov. 2019), 1–30. <https://doi.org/10.1145/3359276>
- [8] Eshwar Chandrasekharan, Mattia Samory, Shagun Jhaver, Hunter Charvat, Amy Bruckman, Cliff Lampe, Jacob Eisenstein, and Eric Gilbert. 2018. The Internet's hidden rules: An empirical study of Reddit norm violations at micro, meso, and macro scales. *Proceedings of the ACM on Human-Computer Interaction* 2, CSCW (2018), 1–25.

- [9] Jonathan P. Chang, Charlotte Schluger, and Cristian Danescu-Niculescu-Mizil. 2022. Thread With Caution: Proactively Helping Users Assess and Deescalate Tension in Their Online Discussions. *Proc. ACM Hum.-Comput. Interact.* 6, CSCW2, Article 545 (Nov. 2022), 37 pages. <https://doi.org/10.1145/3555603>
- [10] Frederick Choi, Tanvi Bajpai, Sowmya Pratipati, and Eshwar Chandrasekharan. 2023. ConvEx: A Visual Conversation Exploration System for Discord Moderators. *Proc. ACM Hum.-Comput. Interact.* 7, CSCW2, Article 262 (Oct. 2023), 30 pages. <https://doi.org/10.1145/3610053>
- [11] Frederick Choi, Charlotte Lambert, Vinay Koshy, Sowmya Pratipati, Tue Do, and Eshwar Chandrasekharan. 2025. Creator Hearts: Investigating the Impact Positive Signals from YouTube Creators in Shaping Comment Section Behavior. In *Proceedings of the 2025 CHI Conference on Human Factors in Computing Systems*. 1–18.
- [12] B. Craft and P. Cairns. 2005. Beyond guidelines: what can we learn from the visual information seeking mantra?. In *Ninth International Conference on Information Visualisation (IV'05)*. 110–118. <https://doi.org/10.1109/IV.2005.28>
- [13] Naomi Craker and Evita March. 2016. The dark side of Facebook®: The Dark Tetrad, negative social potency, and trolling behaviours. *Personality and Individual Differences* 102 (2016), 79–84. <https://doi.org/10.1016/j.paid.2016.06.043>
- [14] Casey Fiesler, Jialun Jiang, Joshua McCann, Kyle Frye, and Jed Brubaker. 2018. Reddit rules! characterizing an ecosystem of governance. In *Proceedings of the International AAAI Conference on Web and Social Media*, Vol. 12.
- [15] Tarleton Gillespie. 2018. *Custodians of the Internet: Platforms, content moderation, and the hidden decisions that shape social media*. Yale University Press.
- [16] April Glaser. 2018. Want a Terrible Job? Facebook and Google May Be Hiring. <https://slate.com/technology/2018/01/facebook-and-google-are-building-an-army-of-content-moderators-for-2018.html>
- [17] Robert Gorwa, Reuben Binns, and Christian Katzenbach. 2020. Algorithmic content moderation: Technical and political challenges in the automation of platform governance. *Big Data & Society* 7, 1 (2020), 2053951719897945. <https://doi.org/10.1177/2053951719897945>
- [18] Agam Goyal, Xianyang Zhan, Yilun Chen, Koustuv Saha, and Eshwar Chandrasekharan. 2025. MoMoE: Mixture of Moderation Experts Framework for AI-Assisted Online Governance. *arXiv preprint arXiv:2505.14483* (2025).
- [19] James Grimmelmann. 2015. The virtues of moderation. *Yale J.L. & Tech.* 17 (2015), 42.
- [20] Hussam Habib, Maaz Bin Musa, Fareed Zaffar, and Rishab Nithyanand. 2019. To Act or React: Investigating Proactive Strategies For Online Community Moderation. *arXiv:1906.11932 [cs.SI]* <https://arxiv.org/abs/1906.11932>
- [21] Aaron Halfaker and R Stuart Geiger. 2020. Ores: Lowering barriers with participatory machine learning in wikipedia. *Proceedings of the ACM on Human-Computer Interaction* 4, CSCW2 (2020), 1–37.
- [22] E. Hoque and G. Carenini. 2014. ConVis: A Visual Text Analytic System for Exploring Blog Conversations. *Computer Graphics Forum* 33, 3 (2014), 221–230. <https://doi.org/10.1111/cgf.12378>
- [23] Jane Hsieh, Joselyn Kim, Laura Dabbish, and Haiyi Zhu. 2023. "Nip it in the Bud": Moderation Strategies in Open Source Software Projects and the Role of Bots. *Proc. ACM Hum.-Comput. Interact.* 7, CSCW2, Article 301 (Oct. 2023), 29 pages. <https://doi.org/10.1145/3610092>
- [24] Evey Jiaxin Huang, Abhraneel Sarma, Sohyeon Hwang, Eshwar Chandrasekharan, and Stevie Chancellor. 2024. Opportunities, tensions, and challenges in computational approaches to addressing online harassment. In *Proceedings of the 2024 ACM Designing Interactive Systems Conference (Copenhagen, Denmark) (DIS '24)*. Association for Computing Machinery, New York, NY, USA, 1483–1498. <https://doi.org/10.1145/3643834.3661623>
- [25] Jane Im, Sonali Tandon, Eshwar Chandrasekharan, Taylor Denby, and Eric Gilbert. 2020. Synthesized Social Signals: Computationally-Derived Social Signals from Account Histories. In *Proceedings of the 2020 CHI Conference on Human Factors in Computing Systems* (Honolulu, HI, USA) (*CHI '20*). Association for Computing Machinery, New York, NY, USA, 1–12. <https://doi.org/10.1145/3313831.3376383>
- [26] David Inerra. 2024. *A Guide to Content Moderation for Policymakers*. Policy Analysis 974. Cato Institute, Washington, DC. <https://www.cato.org/policy-analysis/guide-content-moderation-policymakers>
- [27] Shagun Jhaver, Iris Birman, Eric Gilbert, and Amy Bruckman. 2019. Human-Machine Collaboration for Content Regulation: The Case of Reddit Automoderator. *ACM Trans. Comput.-Hum. Interact.* 26, 5, Article 31 (July 2019), 35 pages. <https://doi.org/10.1145/3338243>
- [28] Shagun Jhaver, Amy Bruckman, and Eric Gilbert. 2019. Does Transparency in Moderation Really Matter?: User Behavior After Content Removal Explanations on Reddit. *Proceedings of the ACM on Human-Computer Interaction* 2, CSCW, Article 150 (2019), 27 pages. <https://doi.org/10.1145/3359252>
- [29] Jialun Aaron Jiang, Charles Kiene, Skyler Middler, Jed R. Brubaker, and Casey Fiesler. 2019. Moderation Challenges in Voice-based Online Communities on Discord. *Proc. ACM Hum.-Comput. Interact.* 3, CSCW, Article 55 (Nov. 2019), 23 pages. <https://doi.org/10.1145/3359157>
- [30] David Jurgens, Libby Hemphill, and Eshwar Chandrasekharan. 2019. A Just and Comprehensive Strategy for Using NLP to Address Online Abuse. In *Proceedings of the 57th Annual Meeting of the Association for Computational Linguistics*. 3658–3666.

- [31] Jeon-Hyung Kang and Jihie Kim. 2011. Analyzing Answers in Threaded Discussions Using a Role-Based Information Network. In *2011 IEEE Third International Conference on Privacy, Security, Risk and Trust and 2011 IEEE Third International Conference on Social Computing*. 111–117. <https://doi.org/10.1109/PASSAT/SocialCom.2011.107>
- [32] B. Kerr. 2003. Thread Arcs: an email thread visualization. In *IEEE Symposium on Information Visualization 2003 (IEEE Cat. No.03TH8714)*. 211–218. <https://doi.org/10.1109/INFVIS.2003.1249028>
- [33] Charles Kiene, Kate Grandprey-Shores, Eshwar Chandrasekharan, Shagun Jhaver, Jialun" Aaron" Jiang, Brianna Dym, Joseph Seering, Sarah Gilbert, Kat Lo, Donghee Yvette Wohn, et al. 2019. Volunteer work: Mapping the future of moderation research. In *Companion Publication of the 2019 Conference on Computer Supported Cooperative Work and Social Computing*. 492–497.
- [34] Mahi Kolla, Siddharth Salunkhe, Eshwar Chandrasekharan, and Koustuv Saha. 2024. LLM-Mod: Can Large Language Models Assist Content Moderation?. In *Extended Abstracts of the CHI Conference on Human Factors in Computing Systems* (Honolulu, HI, USA) (*CHI EA '24*). Association for Computing Machinery, New York, NY, USA, Article 217, 8 pages. <https://doi.org/10.1145/3613905.3650828>
- [35] Vinay Koshy, Frederick Choi, Yi-Shyuan Chiang, Hari Sundaram, Eshwar Chandrasekharan, and Karrie Karahalios. 2024. Venire: A Machine Learning-Guided Panel Review System for Community Content Moderation. arXiv:2410.23448 [cs.HC] <https://arxiv.org/abs/2410.23448>
- [36] Charlotte Lambert, Frederick Choi, and Eshwar Chandrasekharan. 2024. "Positive reinforcement helps breed positive behavior": Moderator Perspectives on Encouraging Desirable Behavior. In *Proceedings of the 2024 ACM Conference on Computer-Supported Cooperative Work and Social Computing (CSCW '24)*. ACM, New York, NY, USA. <https://doi.org/TBD>
- [37] Charlotte Lambert, Koustuv Saha, and Eshwar Chandrasekharan. 2025. Does Positive Reinforcement Work?: A Quasi-Experimental Study of the Effects of Positive Feedback on Reddit. In *Proceedings of the 2025 CHI Conference on Human Factors in Computing Systems*. 1–16.
- [38] Na Yeon Lee and Ahn Park. 2024. How online harassment affects Korean journalists? The effects of online harassment on the journalists' psychological problems and their intention to leave the profession. *Journalism* 25, 4 (2024), 900–920. <https://doi.org/10.1177/14648849231166511>
- [39] Hanlin Li, Brent Hecht, and Stevie Chancellor. 2022. All that's happening behind the scenes: Putting the spotlight on volunteer moderator labor in reddit. In *Proceedings of the International AAAI Conference on Web and Social Media*, Vol. 16. 584–595.
- [40] Jingxian Liao, Mrinalini Singh, Yi-Ting Hung, Wen-Chieh Lin, and Hao-Chuan Wang. 2023. ConceptCombo: Assisting Online Video Access with Concept Mapping and Social Commenting Visualizations. In *Companion Publication of the 2023 Conference on Computer Supported Cooperative Work and Social Computing* (Minneapolis, MN, USA) (*CSCW '23 Companion*). Association for Computing Machinery, New York, NY, USA, 362–364. <https://doi.org/10.1145/3584931.3607499>
- [41] Alexis Madrigal. 2018. Inside Facebook's Fast-Growing Content-Moderation Effort. <https://www.theatlantic.com/technology/archive/2018/02/what-facebook-told-insiders-about-how-it-moderates-posts/552632/>
- [42] J. Nathan Matias. 2019. Preventing harassment and increasing group participation through social norms in 2,190 online science discussions. *Proceedings of the National Academy of Sciences* 116, 20 (2019), 9785–9789. <https://doi.org/10.1073/pnas.1813486116>
- [43] J Nathan Matias and Merry Mou. 2018. CivilServant: Community-led experiments in platform governance. In *Proceedings of the 2018 CHI Conference on Human Factors in Computing Systems*. ACM, 9.
- [44] Drashko Nakikj and Lena Mamykina. 2017. DisVis: Visualizing Discussion Threads in Online Health Communities. In *AMIA Annual Symposium Proceedings*, Vol. 2016. American Medical Informatics Association, 944–953.
- [45] Harita Reddy and Eshwar Chandrasekharan. 2023. Evolution of Rules in Reddit Communities. In *Companion Publication of the 2023 Conference on Computer Supported Cooperative Work and Social Computing*. 278–282.
- [46] Sarah T Roberts. 2019. *Behind the Screen: Content Moderation in the Shadows of Social Media*. Yale University Press.
- [47] Koustuv Saha, Eshwar Chandrasekharan, and Munmun De Choudhury. 2019. Prevalence and psychological effects of hateful speech in online college communities. In *Proceedings of the 10th ACM conference on web science*. 255–264.
- [48] Charlotte Schluger, Jonathan P. Chang, Cristian Danescu-Niculescu-Mizil, and Karen Levy. 2022. Proactive Moderation of Online Discussions: Existing Practices and the Potential for Algorithmic Support. *Proc. ACM Hum.-Comput. Interact.* 6, CSCW2, Article 370 (Nov. 2022), 27 pages. <https://doi.org/10.1145/3555095>
- [49] Joseph Seering, Robert Kraut, and Laura Dabbish. 2017. Shaping Pro and Anti-Social Behavior on Twitch Through Moderation and Example-Setting. In *Proceedings of the 2017 ACM Conference on Computer Supported Cooperative Work and Social Computing* (Portland, Oregon, USA) (*CSCW '17*). Association for Computing Machinery, New York, NY, USA, 111–125. <https://doi.org/10.1145/2998181.2998277>
- [50] Joseph Seering, Tony Wang, Jina Yoon, and Geoff Kaufman. 2019. Moderator engagement and community development in the age of algorithms. *New Media & Society* (2019), 1461444818821316.

- [51] Amit Sheth, Valerie L. Shalin, and Ugur Kursuncu. 2022. Defining and detecting toxicity on social media: context and knowledge are key. *Neurocomputing* 490 (2022), 312–318. <https://doi.org/10.1016/j.neucom.2021.11.095>
- [52] Miriah Steiger, Timir J Bharucha, Sukrit Venkatagiri, Martin J. Riedl, and Matthew Lease. 2021. The Psychological Well-Being of Content Moderators: The Emotional Labor of Commercial Moderation and Avenues for Improving Support. In *Proceedings of the 2021 CHI Conference on Human Factors in Computing Systems* (Yokohama, Japan) (CHI '21). Association for Computing Machinery, New York, NY, USA, Article 341, 14 pages. <https://doi.org/10.1145/3411764.3445092>
- [53] TL Taylor. 2018. Regulating the networked broadcasting frontier. In *Watch me play: Twitch and the rise of game live streaming*. Princeton University Press, Chapter 5.
- [54] Sahaj Vaidya, Jie Cai, Soumyadeep Basu, Azadeh Naderi, Donghee Yvette Wohn, and Aritra Dasgupta. 2021. Conceptualizing Visual Analytic Interventions for Content Moderation. In *2021 IEEE Visualization Conference (VIS)*. 191–195. <https://doi.org/10.1109/VIS49827.2021.9623288>
- [55] David Wadden, Tal August, Qisheng Li, and Tim Althoff. 2021. The Effect of Moderation on Online Mental Health Conversations. *Proceedings of the International AAAI Conference on Web and Social Media* 15, 1 (May 2021), 751–763. <https://doi.org/10.1609/icwsm.v15i1.18100>
- [56] Donghee Yvette Wohn. 2019. Volunteer Moderators in Twitch Micro Communities: How They Get Involved, the Roles They Play, and the Emotional Labor They Experience. In *Proceedings of the 2019 CHI Conference on Human Factors in Computing Systems* (Glasgow, Scotland Uk) (CHI '19). Association for Computing Machinery, New York, NY, USA, 1–13. <https://doi.org/10.1145/3290605.3300390>
- [57] Xianyang Zhan, Agam Goyal, Yilun Chen, Eshwar Chandrasekharan, and Koustuv Saha. 2024. SLM-Mod: Small Language Models Surpass LLMs at Content Moderation. *arXiv preprint arXiv:2410.13155* (2024).
- [58] Amy X. Zhang, Michael S. Bernstein, David R. Karger, and Mark S. Ackerman. 2024. Form-From: A Design Space of Social Media Systems. *Proc. ACM Hum.-Comput. Interact.* 8, CSCW1, Article 167 (April 2024), 47 pages. <https://doi.org/10.1145/3641006>
- [59] Amy X. Zhang and Justin Cranshaw. 2018. Making Sense of Group Chat through Collaborative Tagging and Summarization. *Proc. ACM Hum.-Comput. Interact.* 2, CSCW, Article 196 (Nov. 2018), 27 pages. <https://doi.org/10.1145/3274465>
- [60] Amy X. Zhang, Lea Verou, and David Karger. 2017. Wikum: Bridging Discussion Forums and Wikis Using Recursive Summarization. In *Proceedings of the 2017 ACM Conference on Computer Supported Cooperative Work and Social Computing* (Portland, Oregon, USA) (CSCW '17). Association for Computing Machinery, New York, NY, USA, 2082–2096. <https://doi.org/10.1145/2998181.2998235>
- [61] Justine Zhang, Jonathan Chang, Cristian Danescu-Niculescu-Mizil, Lucas Dixon, Yiqing Hua, Dario Taraborelli, and Nithum Thain. 2018. Conversations Gone Awry: Detecting Early Signs of Conversational Failure. In *Proceedings of the 56th Annual Meeting of the Association for Computational Linguistics (Volume 1: Long Papers)*, Iryna Gurevych and Yusuke Miyao (Eds.). Association for Computational Linguistics, Melbourne, Australia, 1350–1361. <https://doi.org/10.18653/v1/P18-1125>