

Learning to Maximize Quantum Neural Network Expressivity via Effective Rank

Juan Yao^{1, *}

¹International Quantum Academy, Shenzhen 518048, Guangdong, China

Quantum neural networks (QNNs) are widely employed as Ansätze for solving variational problems, where their expressivity directly impacts performance. Yet, accurately characterizing QNN expressivity remains an open challenge, impeding the optimal design of quantum circuits. In this work, we introduce the effective rank, denoted as κ , as a novel quantitative measure of expressivity. Specifically, κ captures the number of effectively independent parameters among all the variational parameters in a parameterized quantum circuit, thus reflecting the true degrees of freedom contributing to expressivity. Through a systematic analysis considering circuit architecture, input data distributions, and measurement protocols, we demonstrate that κ can saturate its theoretical upper bound, $d_n = 4^n - 1$, for an n -qubit system when each of the three factors is optimally expressive. This result provides a rigorous framework for assessing QNN expressivity and quantifying their functional capacity. Building on these theoretical insights, and motivated by the vast and highly structured nature of the circuit design space, we employ κ as a guiding metric for the automated design of highly expressive quantum circuit configurations. To this end, we develop a reinforcement learning framework featuring a self-attention transformer agent that autonomously explores and optimizes circuit architectures. By integrating theoretical characterization with practical optimization, our work establishes κ as a robust tool for quantifying QNN expressivity and demonstrates the effectiveness of reinforcement learning in designing high-performance quantum circuits. This study paves the way for building more expressive QNN architectures, ultimately enhancing the capabilities of quantum machine learning.

I. INTRODUCTION

Quantum neural networks (QNNs) have emerged as powerful tools in quantum machine learning [1–5] and variational quantum algorithms [6–9], playing a pivotal role in diverse applications, including quantum chemistry [10], quantum sensing [11, 12] and financial modeling [13]. As parameterized quantum circuits (PQC), QNNs serve as ansätze for optimizing cost functions over high-dimensional Hilbert spaces. Their ability to efficiently represent complex functions directly impacts their performance in solving variational problems. Enhancing the performance and scalability of QNNs remains a key focus in ongoing research. Various types of parameterized quantum circuits (PQCs) have been proposed to enhance the expressivity and effectiveness of quantum neural networks (QNNs) in diverse applications. These include convolutional QNNs [14–16], recurrent QNNs [17, 18], quantum generative adversarial networks (QGANs) [19], and randomness-enhanced QNNs [20]. Each of these architectures leverages unique design principles to improve representation power and tackle complex quantum learning tasks.

Various metrics have been explored to assess and compare the expressivity of different quantum neural network (QNN) architectures. In Ref. [21], a statistical measure, Expr, was introduced to quantify expressivity. While Expr provides insights into a QNN’s ability to explore the Hilbert space, its computation requires extensive sampling over the entire parameter space, similar to measures such as effective dimension [22] and effective capacity [23], making it computationally expensive. Additionally, Expr is defined as the Kullback-Leibler divergence between the estimated fidelity distribution and that of the Haar-distributed ensemble, restricting

its applicability to unitary circuits and making it unsuitable for non-unitary architectures such as dissipative QNNs [24]. Other studies have assessed expressivity based on Fourier analysis [25], entangling power [26, 27] or learning performance [20, 28]. Despite these advances, a precise and generalizable framework for evaluating QNN expressivity remains an open problem, and the lack of standardized metrics continues to obscure a clear understanding of QNN performance.

To address this challenge, we introduce the effective rank (κ) as a novel quantitative measure of expressivity, derived from the Fisher information matrix [29–31]. Ref. [32] proposes that the rank of the quantum Fisher information matrix can be used to characterize the capacity of a quantum circuit. However, it focuses on a fixed pure input state and neglects the role of the measurement protocol. To comprehensively account for both the input data distribution and the measurement protocol, we model the quantum neural network as a statistical system and employ the classical Fisher information metric to evaluate its overall expressivity. Generally, increasing the number of variational parameters can enhance the expressivity of a QNN [21]. However, not all parameters contribute equally, and some may be redundant or ineffective due to circuit structure or parameter correlations. The effective rank κ captures the number of independent parameters, reflecting the true degrees of freedom that contribute to expressivity, and provides a precise quantitative measure of QNN expressivity. We systematically analyze the roles of circuit architecture, input data distribution, and measurement protocol, and quantify their impact on expressivity through the effective rank κ . By optimizing these factors individually for maximal expressivity, κ can reach its theoretical upper bound, $d_n = 4^n - 1$, which corresponds to the number of generators in the Lie algebra of an n -qubit system. We show that κ serves as a direct metric for assessing the degree of controllability in parameterized quantum circuits. Beyond its theoretical characterization, we utilize κ as a practical guide for designing highly

* juanyao.physics@gmail.com

expressive QNN architectures using reinforcement learning. Constrained by a particular quantum platform, there exists a vast space of configurations for circuit design. Within reinforcement learning framework, we train a self-attention transformer agent to efficiently generate highly expressive configurations. By bridging theoretical insights with practical optimization, our work establishes κ as a robust expressivity metric and demonstrates how reinforcement learning can facilitate the automated design of expressive quantum circuits.

II. FISHER INFORMATION AND EFFECTIVE RANK

As shown in Fig. 1 (a), a quantum neural network (QNN) is typically constructed using a parameterized quantum circuit (PQC), which encodes and processes the input quantum states. The output of the QNN is obtained through statistical measurements of the evolved quantum state, determined by the chosen measurement operators. Treating the quantum neural network as a statistical model, the elements of the Fisher information matrix are defined as

$$F_{ij}(\theta) \equiv \mathbb{E}_{(x,y) \sim P} \left[\frac{\partial}{\partial \theta_i} \log P(y|\theta, x) \frac{\partial}{\partial \theta_j} \log P(y|\theta, x) \right], \quad (1)$$

which quantifies the sensitivity of the output distribution with respect to the model parameters. Here, x represents the input quantum state, while y denotes the measurement outcome, which occurs with probability $P(y|\theta, x)$. The quantum neural network is parameterized by $\theta = \{\theta_j | j = 1, 2, 3, \dots, p\}$ which governs the evolution of the input state. As shown in Eq. (1), the Fisher information matrix is a $p \times p$ square matrix whose eigenvalues are non-negative real numbers. The spectral decomposition of $F(\theta)$ is strongly correlated with the feasibility of training [31]. In particular, when the Fisher information spectrum is highly concentrated near zero, the quantum neural network is likely to encounter severe barren plateaus [33, 34], significantly impeding the optimization process. In this report, we demonstrate that the rank of the Fisher information matrix, $\kappa \equiv \text{Rank}[F(\theta)]$, is directly related to the number of effectively independent parameters. This rank provides a meaningful metric for assessing the degree of controllability in parameterized quantum circuits, offering insights into their expressivity and trainability.

As illustrated in Fig. 1 (a), the Fisher information matrix of a quantum neural network (QNN) is shaped by three key factors: the quantum circuit architecture, the input quantum states, and the measurement protocol. The quantum circuit architecture defines the structure of the QNN, including the geometry and connectivity of layered quantum gates, the number of variational parameters, and other design choices that impact the network's expressivity. The quantum circuit architecture has directly effect on the expressivity of the neural network. A neural network serves as a model to express the input quantum states, while the input quantum states or dataset simultaneously imposes constraints on the network's parameters. While neural networks often contain a large number of parameters, not all of them contribute equally to the model's performance. Some parameters are well-constrained by both the

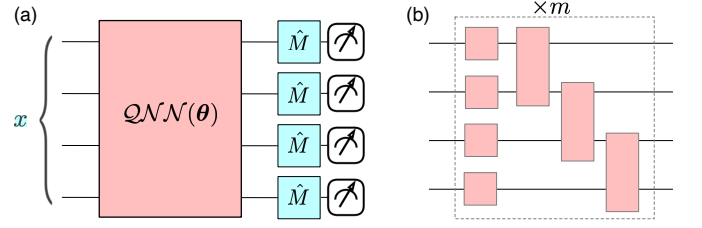


FIG. 1. (a) A quantum neural network with an input quantum state x and the measurement basis operator \hat{M} for a four-qubit system ($n = 4$). (b) The building block comprises n single-qubit gates and $n - 1$ two-qubit gates, arranged in a brick-wall configuration. Multiple building blocks are used to construct the quantum neural network depicted in (a).

input dataset and the output results, while others may remain underutilized due to insufficient input data or limited observables. Intuitively, more complex datasets and measurement protocols impose stronger constraints on the neural network. As shown in Fig. 1, the measurement protocol determines the number of observables extracted at the end of the quantum circuit, which in turn provides the output probabilities of the model. More observables provides richer information about the system, enabling a more expressive representation of the input dataset. Therefore, the number of effectively independent parameters, denoted as κ , quantifies the extent to which the input and output constrains the model. In this manuscript, we investigate the expressivity of quantum neural networks by analyzing the interplay between network architecture, input datasets, and measurement protocols. Through this study, we aim to provide a comprehensive understanding of how these factors collectively shape the model's expressivity, as quantified by the effective rank κ .

III. EFFECTIVE RANK OF QUANTUM NEURAL NETWORK

A. Dataset and Measurement on Expressivity

In general, a quantum neural network is constructed by applying a series of variational parameters embedded within different types of quantum gates. The independence of these parameters is essential for the model's expressivity, as redundant parameters do not contribute to an increase in the network's expressive power. We find that the independence of the variational parameters can be effectively quantified by the rank of the Fisher information matrix. In the following discussion, we refer to this rank as the effective rank of the quantum neural network.

To investigate the impact of the input dataset and measurement protocol on the expressivity of quantum neural networks, we consider a universal parameterized quantum circuit defined as:

$$\mathcal{U}(\theta) = e^{i \sum_{j=1}^{d_n} \theta_j \hat{g}_j}, \quad (2)$$

where \hat{g}_j are the generators of the $SU(2^n)$ group, and θ_j are

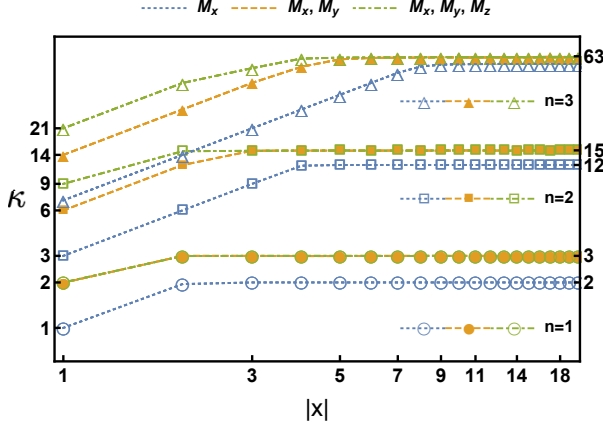


FIG. 2. The effective ranks of the quantum neural network, κ , are plotted in terms of the number of input data samples, $|x|$, at qubit number $n = 1, 2, 3$ with circular, square, and triangular markers, respectively. Results for measurement protocols with one basis operator (M_x), two basis operators (M_x, M_y), and three basis operators (M_x, M_y, M_z) are represented by dotted, dashed, and dot-dashed lines, respectively.

the variational parameters. The index g runs over all independent generators, with $d_n = 4^n - 1$ which corresponds to the dimension of the Lie algebra associated $SU(2^n)$. In this case, the total number of parameters $p = d_n$.

As shown in Fig. 2, the effective rank κ is plotted as a function of the total number of input quantum states under different measurement protocols. Here, the measurement protocol refers to the set of basis operators applied prior to the projection measurement, as illustrated in Fig. 1(a). M_j denotes the basis operator that defines the projection measurement in the j direction. In our calculations, each input quantum state is randomly generated as a valid density matrix. For single projection measurement along x -basis, as shown by the blue dashed lines in Fig. 2, κ starts at its lower bound and increases monotonically toward its upper bound for all qubit number $n = 1, 2, 3$. When a sufficient number of input quantum states is reached, adding more data samples to the dataset no longer increases the effective rank. This behavior indicates that increasing the number of input quantum states imposes stronger constraints on the variational parameters, reducing redundancy and enhancing their effective independence within the quantum neural network. However, this enhancement occurs only as long as the dataset complexity is not saturated. Beyond a critical point, adding more data does not further improve the expressivity of the QNN. Nevertheless, incorporating additional observables can extend the upper bound imposed by increasing the input dataset alone. When more observables are included as indicated by orange and green lines in Fig. 2, the overall upper bound reaches the maximized value $4^n - 1$, which corresponds to the number of generators in the Lie algebra of the n -qubit system. At this point, all the $4^n - 1$ variational parameters θ_j are fully utilized, the quantum neural network achieves its maximal expressivity. The enhancement of the effective rank through additional

input states and observables can be intuitively understood by analogy with solving a system of equations: increasing the number of input samples or observables is akin to adding more independent equations, thereby providing additional information for parameter estimation, improving parameter independence, constraining the parameter space, and minimizing redundancy.

In this section, we employ a universal parameterization of the quantum circuit as described in Eq. (2). This guarantees that the effective rank reaches the upper bound $\kappa = d_n$, meaning the corresponding transformation unitary can span the entire unitary evolution space of n qubits. However, in practical experimental implementations, the quantum architecture is constrained by the available gates and the specific connectivity of the quantum platform. In the following, we will explore how varying circuit configurations impact the expressivity of quantum neural networks, as characterized by their effective rank.

B. Configuration on Expressivity

For demonstration purposes, as shown in Fig. 1 (b), we assume the availability of nearest-neighbor two-qubit CNOT gates and a parameterized single-qubit gate defined as:

$$\hat{u}(\phi, \omega, \theta) = \begin{bmatrix} \cos \frac{\theta}{2} e^{-i \frac{\phi + \omega}{2}} & -\sin \frac{\theta}{2} e^{i \frac{\phi - \omega}{2}} \\ \sin \frac{\theta}{2} e^{-i \frac{\phi - \omega}{2}} & \cos \frac{\theta}{2} e^{i \frac{\phi + \omega}{2}} \end{bmatrix}. \quad (3)$$

Here, each single-qubit gate is parameterized by three variational parameters: ϕ, ω, θ . We assume the basic building block follows a brick-wall pattern, as depicted in the dashed box of Fig. 1(b). The quantum circuit is constructed by stacking m copies of this building block. Since the effective rank can also be affected by the input dataset and the choice of measurement observables, a sufficiently rich set of input quantum states and measurement operators is required to faithfully assess how the network configuration impacts the expressivity of the quantum neural network. Under these circumstances, the effective rank κ is computed as a function of m , as shown by the blue lines in Fig. 3. As more building blocks are added to the quantum circuit, κ increases monotonically until it reaches the upper bound d_n , at which point the quantum circuit achieves its maximum expressivity, corresponding to a universal unitary transformation. This is consistent with the fact that any unitary can be simulated by a quantum circuit of sufficient depth.

For each value of m , as shown in Fig. 3, we compute the ratio η between the effective rank κ and the total number of variational parameters $p = 3nm$ [35]. The ratio η serves as a measure of parameter efficiency within the quantum circuit: a higher η indicates lower redundancy among the variational parameters. A lower value of η corresponds to more eigenvalues of the Fisher information matrix being close to zero, which can lead to the barren plateau phenomenon [22]. Thus, parameter efficiency η is closely linked to the training efficiency of the quantum circuit. As shown in Fig. 3, there is an inherent trade-off between training efficiency and the expressivity

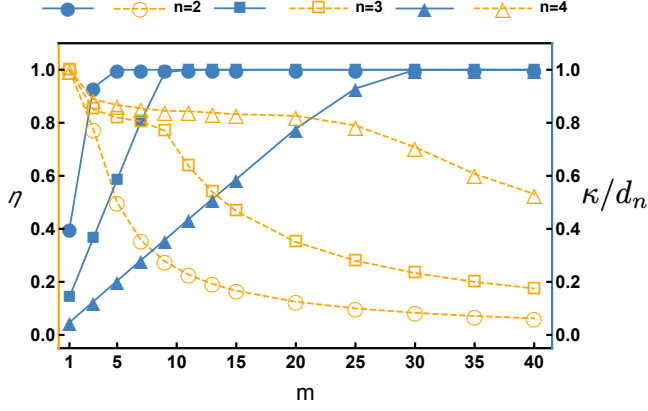


FIG. 3. For $n = 2, 3, 4$, the effective ranks of the quantum neural network relative to the upper bound, κ/d_n , are plotted by the blue solid lines, while the parameter efficiency, $\eta = \kappa/p$, is shown by the orange dashed lines. Here, m represents the number of building blocks in the quantum circuit, and $d_n = 4^n - 1$ denotes the optimal number of independent parameters for an n -qubit unitary transformation.

of the quantum circuit. Specifically, increasing the depth and the number of variational parameters enhances the circuit's expressivity but reduces its parameter efficiency. This highlights the importance of efficiently organizing the variational parameters to maximize both expressivity (through a large effective rank κ and parameter efficiency (through a high value of η).

IV. CONSTRUCTION OF NEURAL NETWORK CONFIGURATION WITH REINFORCEMENT LEARNING

Since the expressivity of a quantum neural network can be quantitatively characterized by the effective rank κ , we use κ as a guiding principle for designing a quantum circuit with finite depth, under given input datasets and measurement protocols. In this section, we implement the circuit design process using a reinforcement learning approach, where an agent optimizes the circuit configuration by interacting with an environment and receiving feedback. To align with the reinforcement learning framework, we reformulate the circuit design process as a generative model. As shown in Fig. 4, starting with given input quantum states, the circuit is constructed step by step by sequentially adding quantum gates. We assume that in each step, the available quantum gates include parameterized single-qubit gates and two-qubit CNOT gates with arbitrary connections. At each step, the agent selects the most appropriate gate a_l to maximize the overall effective rank κ of the quantum circuit by the end of the construction process. Thus, for an n -qubit quantum circuit, the number of possible gate choices per step is $n^2 = n + n(n-1)$. We define the depth L of a quantum circuit as the number of sequential gate application steps, which differs from the conventional definition of depth as the longest path of gate layers that can be executed in parallel. Under this definition, the total number of possible

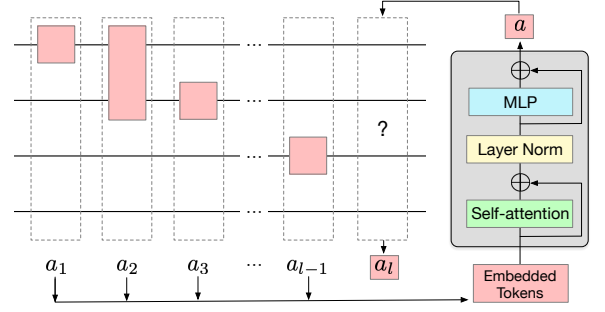


FIG. 4. The quantum circuit design process is reformulated sequentially. At each layer, the selected gate a_l is generated one by one by the self-attention transformer agent, which takes the previous configuration information $\{a_1, a_2, \dots, a_{l-1}\}$ as input. In the end, for a total depth of L , the quantum circuit configuration is represented by $\{a_1, a_2, \dots, a_L\}$.

circuit configurations for depth L is n^{2L} . Given the exponential growth of configurations, it is infeasible to enumerate all possibilities to find the one with the highest effective rank. To improve the efficiency of sampling configurations with high expressivity, we train an agent to generate quantum circuit configurations within the reinforcement learning framework.

As schematized in Fig. 4, the agent is implemented as a self-attention transformer [36]. At step l , the input consists of the previous configuration information, $\{a_1, a_2, \dots, a_{l-1}\}$. The transformer computes the probability distribution over all possible actions, $P(a_j)$, from which the next gate a_l is sampled. After completing L steps, the final quantum circuit configuration is obtained. The reinforcement learning process is trained from scratch. Initially, a self-attention transformer with random weights is used. In the first round, 10 sequences of quantum circuit configuration $\{a_j | j = 1, \dots, L\}$ are generated randomly to form the initial training dataset. To improve transformer's performance, the loss function is defined as

$$\mathcal{L} = -\frac{1}{\mathcal{N}} \sum_s \log[P(a_l^s)] R(a_l^s | a_{1:l-1}) \quad (4)$$

where s runs over all data sampling in the training dataset, and the total number of data samples is \mathcal{N} . Here $P(a_l^s)$ represents the probability of selecting action a_l^s , and $R(a_l^s | a_{1:l-1})$ is the corresponding reward, which is set as the effective rank κ of the circuit configuration $\{a_1, a_2, \dots, a_l\}$. After training, 10 new sequences of quantum circuit configurations are generated to extend the training dataset. This process of sampling and training is repeated for multiple rounds until a quantum circuit configuration with a sufficiently large effective rank κ_{max} is obtained.

For demonstration, we consider an $N = 3$ qubit system with circuit depth $L = 10$. As shown by the orange line in Fig. 5, after fewer than 600 rounds, the maximum effective rank κ_{max} reaches 16, which is significantly higher than 13 for the brick-wall configuration with the same depth. The identified configuration is presented in the inset of Fig. 5. Compared to brick wall configuration, one two-qubit gate is removed, and an additional single-qubit gate is included. Although the total number of two-qubit gate is lower than in

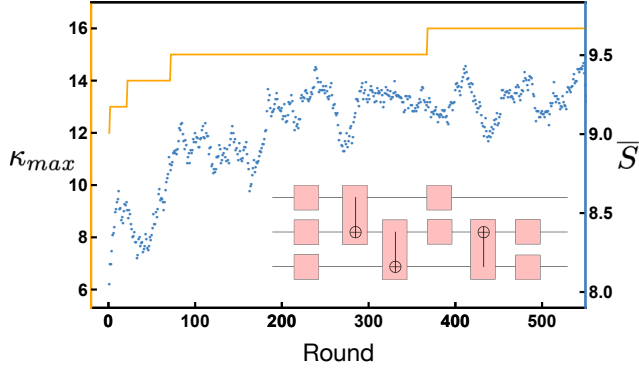


FIG. 5. Reinforcement learning process for constructing a quantum circuit with $n = 3$ qubits and depth $L = 10$. In each round, 10 configurations are generated. The orange curve represents the maximum effective rank κ_{max} among all configurations generated up to the round indicated on the x-axis. The blue dots indicate the average effective rank over a sliding window of 10 rounds, defined as the score \bar{S} of the agent.

the brick-wall structure, the expressivity is improved, as indicated by the larger effective rank. The reduction in the number of two-qubit gates, as observed in the optimized configuration, is particularly beneficial for experimental implementations, as single-qubit gates generally exhibit higher fidelity and lower error rates compared to two-qubit gates. To evaluate the performance of the transformer, we define the score \bar{S} as the average effective rank over a sliding window of 10 rounds. As indicated by the blue dots in Fig. 5, the performance exhibits fluctuations in the short term. However, in the long term, the increasing trend of \bar{S} indicates an overall improvement in the transformer’s performance. The short-term fluctuations in performance may be attributed to the inherent randomness in the training process, such as the exploration phase of the agent or the stochastic nature of the transformer’s sampling mechanism. However, the increasing trend of \bar{S} in

the long term demonstrates the effectiveness of the reinforcement learning framework and the transformer model, indicating that the agent gradually learns to generate quantum circuit configurations with higher expressivity. Compared to conventional manually designed architectures such as the brick-wall configuration, the proposed approach achieves a higher effective rank and supports adaptive optimization of circuit structures.

V. SUMMARY AND OUTLOOK

We introduce the effective rank, κ , as a novel measure of quantum neural network expressivity, capturing the number of independent parameters in quantum circuits. This provides a standard metric for evaluating the expressivity of the quantum neural network. We demonstrate that the effective rank κ can attain its theoretical upper bound d_n for an n -qubit system through appropriate design of the input dataset, measurement protocol, and circuit architecture. Furthermore, our approach can be extended to non-unitary circuits, potentially surpassing this upper bound. Utilizing κ , we develop a reinforcement learning framework with a self-attention transformer agent to autonomously optimize quantum circuit configuration. This framework efficiently identifies quantum circuits with sufficiently large κ , ensuring high expressivity. By integrating κ with machine learning techniques and optimizing circuits for real-world hardware, we open up new possibilities for advancing scalable quantum machine learning applications.

Acknowledgement. We thank Yuqi Zhang and Hui Zhai for helpful discussions. This work is supported by the Science, Technology and Innovation Commission of Shenzhen, Municipality (KQTD20210811090049034), Guangdong Basic and Applied Basic Research Foundation (2022B1515120021), and National Natural Science Foundation of China (Grant No. 11904190).

-
- [1] J. Biamonte, P. Wittek, N. Pancotti, P. Rebentrost, N. Wiebe, and S. Lloyd, Quantum machine learning, *Nature* **549**, 195 (2017).
 - [2] M. Cerezo, G. Verdon, H.-Y. Huang, L. Cincio, and P. J. Coles, Challenges and opportunities in quantum machine learning, *Nature Computational Science* **2**, 567 (2022).
 - [3] Y. Wang and J. Liu, A comprehensive review of quantum machine learning: from nisq to fault tolerance, *Reports on Progress in Physics* **87**, 116402 (2024).
 - [4] Y. Du, X. Wang, N. Guo, Z. Yu, Y. Qian, K. Zhang, M.-H. Hsieh, P. Rebentrost, and D. Tao, *Quantum Machine Learning: A Hands-on Tutorial for Machine Learning Practitioners and Researchers* (2025).
 - [5] K. Zaman, A. Marchisio, M. A. Hanif, and M. Shafique, *A Survey on Quantum Machine Learning: Current Trends, Challenges, Opportunities, and the Road Ahead* (2025).
 - [6] M. Benedetti, E. Lloyd, S. Sack, and M. Fiorentini, Parameterized quantum circuits as machine learning models, *Quantum Science and Technology* **4**, 043001 (2019).
 - [7] M. Cerezo, A. Arrasmith, R. Babbush, S. C. Benjamin, S. Endo, K. Fujii, J. R. McClean, K. Mitarai, X. Yuan, L. Cincio, and P. J. Coles, Variational quantum algorithms, *Nature Reviews Physics* **3**, 625 (2021).
 - [8] G. De Palma, Limitations of Variational Quantum Algorithms: A Quantum Optimal Transport Approach, *PRX Quantum* **4**, 10.1103/PRXQuantum.4.010309 (2023).
 - [9] H. Qi, S. Xiao, Z. Liu, C. Gong, and A. Gani, Variational quantum algorithms: fundamental concepts, applications and challenges, *Quantum Information Processing* **23**, 224 (2024).
 - [10] M. P. Lourenço, L. B. Herrera, J. Hostaš, P. Calaminici, A. M. Köster, A. Tchagang, and D. R. Salahub, Qmlmaterial-a quantum machine learning software for material design and discovery, *Journal of Chemical Theory and Computation* **19**, 5999 (2023).
 - [11] C. L. Degen, F. Reinhard, and P. Cappellaro, Quantum sensing, *Rev. Mod. Phys.* **89**, 035002 (2017).

- [12] T. Ohshima, Toward real application of quantum sensing and metrology, *Frontiers in Quantum Science and Technology* **1** (2022).
- [13] R. Orús, S. Mugel, and E. Lizaso, Quantum computing for finance: Overview and prospects, *Reviews in Physics* **4**, 100028 (2019).
- [14] I. Cong, S. Choi, and M. D. Lukin, Quantum convolutional neural networks, *Nature Physics* **15**, 1273 (2019).
- [15] M. Henderson, S. Shakya, S. Pradhan, and T. Cook, Quantvolutional neural networks: powering image recognition with quantum circuits, *Quantum Machine Intelligence* **2**, 2 (2020).
- [16] J. Herrmann, S. M. Lima, A. Remm, P. Zapletal, N. A. McMahon, C. Scarato, F. Swiadek, C. K. Andersen, C. Hellings, S. Krinner, N. Lacroix, S. Lazar, M. Kerschbaum, D. C. Zanuz, G. J. Norris, M. J. Hartmann, A. Wallraff, and C. Eichler, Realizing quantum convolutional neural networks on a superconducting quantum processor to recognize quantum phases, *Nature Communications* **13**, 4144 (2022).
- [17] J. Bausch, Recurrent Quantum Neural Networks, in *Advances in Neural Information Processing Systems*, Vol. 33 (Curran Associates, Inc., 2020) pp. 1368–1379.
- [18] Y. Li, Z. Wang, R. Han, S. Shi, J. Li, R. Shang, H. Zheng, G. Zhong, and Y. Gu, Quantum recurrent neural networks for sequential learning, *Neural Networks* **166**, 148 (2023).
- [19] H.-L. Huang, Y. Du, M. Gong, Y. Zhao, Y. Wu, C. Wang, S. Li, F. Liang, J. Lin, Y. Xu, R. Yang, T. Liu, M.-H. Hsieh, H. Deng, H. Rong, C.-Z. Peng, C.-Y. Lu, Y.-A. Chen, D. Tao, X. Zhu, and J.-W. Pan, Experimental Quantum Generative Adversarial Networks for Image Generation, *Physical Review Applied* **16**, 024051 (2021).
- [20] Y. Wu, J. Yao, P. Zhang, and X. Li, Randomness-enhanced expressivity of quantum neural networks, *Phys. Rev. Lett.* **132**, 010602 (2024).
- [21] S. Sim, P. D. Johnson, and A. Aspuru-Guzik, Expressibility and entangling capability of parameterized quantum circuits for hybrid quantum-classical algorithms, *Advanced Quantum Technologies* **2**, 1900070 (2019).
- [22] A. Abbas, D. Sutter, C. Zoufal, A. Lucchi, A. Figalli, and S. Woerner, The power of quantum neural networks, *Nature Computational Science* **1**, 403 (2021).
- [23] S. A. Wilkinson and M. J. Hartmann, Evaluating the performance of sigmoid quantum perceptrons in quantum neural networks, (2022), [arXiv:2208.06198](https://arxiv.org/abs/2208.06198).
- [24] K. Beer, D. Bondarenko, T. Farrelly, T. J. Osborne, R. Salzmann, D. Scheiermann, and R. Wolf, Training deep quantum neural networks, *Nature Communications* **11**, 808 (2020).
- [25] M. Schuld, R. Sweke, and J. J. Meyer, The effect of data encoding on the expressive power of variational quantum machine learning models, *Physical Review A* **103**, 032430 (2021).
- [26] T. Hubregtsen, J. Pichlmeier, P. Stecher, and K. Bertels, Evaluation of parameterized quantum circuits: on the relation between classification accuracy, expressibility, and entangling capability, *Quantum Machine Intelligence* **3**, 9 (2021).
- [27] M. Ballarín, S. Mangini, S. Montangero, C. Macchiavello, and R. Mengoni, Entanglement entropy production in Quantum Neural Networks, *Quantum* **7**, 1023 (2023).
- [28] Y. Wu, J. Yao, P. Zhang, and H. Zhai, Expressivity of quantum neural networks, *Physical Review Research* **3**, L032049 (2021).
- [29] J. Liu, H. Yuan, X.-M. Lu, and X. Wang, Quantum Fisher information matrix and multiparameter estimation, *Journal of Physics A: Mathematical and Theoretical* **53**, 023001 (2019).
- [30] J. J. Meyer, Fisher Information in Noisy Intermediate-Scale Quantum Applications, *Quantum* **5**, 539 (2021).
- [31] R. Karakida, S. Akaho, and S. ichi Amari, Universal statistics of fisher information in deep neural networks: mean field approach*, *Journal of Statistical Mechanics: Theory and Experiment* **2020**, 124005 (2020).
- [32] T. Haug, K. Bharti, and M. Kim, Capacity and quantum geometry of parametrized quantum circuits, *PRX Quantum* **2**, 040309 (2021).
- [33] M. Larocca, S. Thanasilp, S. Wang, K. Sharma, J. Biamonte, P. J. Coles, L. Cincio, J. R. McClean, Z. Holmes, and M. Cerezo, Barren plateaus in variational quantum computing, *Nature Reviews Physics* **7**, 174 (2025).
- [34] J. Cunningham and J. Zhuang, Investigating and mitigating barren plateaus in variational quantum circuits: a survey, *Quantum Information Processing* **24**, 48 (2025).
- [35] In an n -qubit system, each brick-wall building block contains $3n$ parameters, corresponding to n single-qubit gates arranged in a brick-wall configuration. Therefore, for m building blocks, the total number of variational parameters is $3nm$.
- [36] A. Vaswani, N. Shazeer, N. Parmar, J. Uszkoreit, L. Jones, A. N. Gomez, Ł. Kaiser, and I. Polosukhin, Attention is all you need (2017) [arXiv:1706.03762](https://arxiv.org/abs/1706.03762).