

PSM: Policy Synchronised Deterministic Memory

MICHAEL MENDLER, University of Bamberg, Germany

MARC POUZET, ENS, France

Concurrency and determinacy do not go well with each other when resources must be shared. Haskell provides *parallel* programming abstractions such as `IVar` and `LVar` in the `Par` monad and *concurrent* abstractions such as `MVar` and `TVar` in the `IO` and `STM` monads, respectively. The former are determinate but have no destructive updates and the latter have destructive updates but do not guarantee determinacy. Programming patterns that are both concurrent and determinate, such as those provided by Kahn or Berry require memory abstractions at a higher level than is currently available. In this paper we describe a new type context PSM for *policy synchronised memory* in Haskell. Like `STM` and `IO`, the computations in PSM can access persistent state and, as a side-effect, update the memory in imperative style. Like the `Par` and `IO` monads, PSM supports concurrent threads and shared state. However, in contrast to `IO`, our PSM contexts are race-free since concurrent accesses are *policy coordinated* which guarantees determinacy. Well-typed transactions in the PSM context can accommodate abstract data structures that are imperative, concurrently shareable and still behave deterministically, by construction.

Editorial Note: *This report summarises work on coding the theory of policy-synchronised memory [1] in Haskell. This was developed for a graduate level course on Functional Reactive Programming taught at Bamberg University by the first author during 2020-2023. An early version of the PSM library had been presented at the SYNCHRON Workshop (Aussois, France), November 2019.*

1 INTRODUCTION

Concurrent programming is a difficult task. Data races on shared objects jeopardise memory consistency and the determinacy of program behaviour [3, 20]. Some distributed applications are intrinsically asynchronous so that the result of a computation must depend on the scheduling order, e.g., mutual exclusion or consensus algorithms. However, for many critical reactive applications determinacy is a crucial requirement as it ensures predictability and controllability for testing and debugging. The two most well-known universal programming models for concurrent systems that achieve determinacy by construction are Kahn’s data-flow model of parallel stream processing [16, 21] and Berry’s constructive control-flow model for the synchronous, hierarchical composition of Mealy machines [5, 22]. Many specialised programming languages and tools have been built for these domains [6, 8–10, 31, 33, 34]. These higher-level concurrency abstractions have not found resonance in main-stream languages, yet. General-purpose concurrent languages are traditionally biased to support free-style asynchronous programming. Typically, some rudimentary synchronisation primitives are provided, like semaphores, spin locks and mutexes, to be used at the discretion of the programmer. More recent languages like Rust [15] take more responsibility for safety, such as protecting memory from aliasing

Authors’ addresses: Michael Mendler, University of Bamberg, Bamberg, Germany, michael.mendler@uni-bamberg.de; Marc Pouzet, ENS, Paris, France, marc.pouzet@ens.fr.

problems (ownership). Yet, Rust does not systematically help with determinacy. To protect shared memory from non-determinism requires higher-level synchrony and global scheduling, in addition to ownership control. Such mechanisms must still be handcrafted from the available synchronisation primitives.

Haskell provides several useful abstractions for concurrency [24] that allows distributed access to shared memory. `IVar` memory cells [25] implement strictly deterministic behaviour because they can be written at most once and all reads (`get`) must wait for the writing (`put`) to be completed. They are implemented in the `Par` monad [25] to benefit from the performance speed-up through distributed computations, without losing determinacy and referential transparency of the λ -calculus. `IVars` have been generalised to `LVars` [19] which accumulate monotonic memory accesses via lattice structures. A systematic limitation of these parallel abstractions is that they do not permit iterated and alternating reading and writing with destructive memory updates as in standard imperative programming. For non-monotonic writes and destructive updates, Haskell provides other concurrent abstractions which live inside the `IO` monad. For instance, `MVars` [30] give referential memory with destructive accesses (`takeMVar`, `putMVar`) that are synchronised in a hand-shake fashion to work like 1-place buffers. Free unsynchronised memory access is available using `TVars`. The synchronisation of reading (`takeTVar`) and writing (`putTVar`) on `TVars` is handled in the associated `STM` monad which wraps software transactional memory [13]. The operator atomically encapsulates an arbitrary sequence of `TVar` accesses to be executed as an atomic memory transaction. An `STM` transaction can block at any time with the `retry` operator. `TVars` in `STM` allow arbitrary distributed data structures to be implemented in Haskell in a compositional fashion. However, free destructive updates under `IO` concurrency makes the `STM` transactions behave inherently non-deterministically. It is left to the programmer’s skills to synchronise the code for determinacy via judicious use of the `retry` and atomically primitives.

Determinacy is not a compositional property of Haskell’s language primitives but arises from the way they are used. Since the primitives must be hand-assembled in the `IO` monad, the type checker does not give any determinacy guarantees. This is unfortunate, considering that Kahn-style data flow and Berry-style control flow are essentially declarative functional models. They enjoy semantic coherence and functional determinacy similar to the Church-Rosser property in the pure λ -calculus. Of course, they can be embedded into the “pure sequential” part of Haskell *outside* of `IO`. However, this is not compositional and defeats the point, which is to exploit the principles of Kahn and Berry for concurrent application programming. In particular, this requires interaction with the outside world and type-safe access to deterministic concurrency *inside* `IO`, which is currently missing.

Contributions. We show how concurrency abstractions such as by Kahn [16] and Berry [5] can (i) be generalised to provide race-free abstract data structures of arbitrary composite types and (ii) be implemented generically in Haskell. The resulting library, called `PSM` for *Policy Synchronised Memory*, is the first of its kind to abstract deterministic concurrency with destructive (i.e., non-monotonic) updates within Haskell’s type system. This is our attempt to lift the separation between parallelism and concurrency in functional programming, hinted at by Simon Marlow:

Manuscript submitted to ACM

“So concurrency is a structuring technique for effectful code; in Haskell, that means code in the IO monad.” [...] While it is possible to do parallel programming using concurrency, that is often a poor choice, because concurrency sacrifices determinism.” [24]

PSM provides a generic class of memory abstractions, called *policy-synchronised variables* (PSMVar), that are built on top of STM. These combine the parallel determinacy of IVars and LVars and the concurrent effectful updates of MVars and TVars. PSMVars naturally extend to general composite data structures. These may be built from Haskell’s concurrency primitives and pre-compiled foreign functions.

PSM is inspired by the idea of clock-synchronised shared memory (CSM) [1] which itself borrows from synchronous programming languages [4] the concept of a *clock*. A clock acts as a synchronisation barrier that orchestrates concurrent memory accesses under a (distributed) cyclic scheduling pattern. This principle is well-established, e.g., in VHDL hardware modelling [17] or parallel programming [36]. Each *cycle* comprises a burst of concurrent computations that are synchronised with each other, conformant with priority-based scheduling interfaces of the shared data structures, represented as *policy automata*.

- While CSM has been developed only as a mathematical theory, PSM now provides the first concrete encoding in a (functional) programming language.
- We present an operational semantics (Sec. 5) and show how the theory of CSM can be mapped to the synchronisation model of STM. This offers further evidence of the versatility of STM to build non-trivial forms of higher-level concurrency abstractions.
- We realise the scheduling policies using barrier synchronisers (predictions stored as counters) to follow what we call the *Cox-Rower Protocol* (Sec. 2). These barrier counters permit a simplified coding of the more complex enabling conditions defined in the semantics of CSM.
- The theory of CSM assumes an abstract kernel language in which CSM variables are global, fixed and statically allocated. This is a major limitation from a practical perspective. PSM supports generic libraries of PSMVars using Haskell’s class system, from which a program can dynamically instantiate (lexically-scoped, thread-local) abstract data structures.

2 THE IDEA BEHIND PSM

When multiple threads access a shared data structure, destructively updating parts of it, we must synchronise these accesses to avoid data races. The simplest possible data structure is a TVar on the heap, say $x :: \text{TVar } a$. Concurrent threads can atomically read and write its content executing

```
wr x v = atomically (writeTVar x v) :: IO ()
rd x   = atomically (readTVar x)   :: IO a
```

where $v :: a$ is a new value. Obviously, the value returned by $\text{rd } x$ depends on whether it is executed before or after the write $\text{wr } x v$. We can avoid the read-write race by enforcing a precedence order between the accesses. If x is a memory register, it would be natural to make the read take precedence over the write. If x acts as a dataflow variable the opposite makes sense. Then we want the write to take effect before the read.

The question now is how to implement such precedence orderings systematically and robustly, generalising x for arbitrary data structures, and generalising $wr\ x$ and $rd\ x$ for arbitrary families of method calls. In addition, we want multiple threads perform sequences of data accesses, not just a single $wr\ x$ and a single $rd\ x$. Our answer draws inspiration from a coordination pattern that is well-established in synchronous programming (e.g., [34, 37]). We explain it here by analogy with coxswain rowing: A central synchroniser (the cox) issues a clock signal that makes the threads (rowers) proceed in cyclic lock-step fashion. During each clock cycle, also called a *macro-step*, each thread performs one round of contribution which consists of a sequence of *micro-steps* (drive phase). The micro-steps may access shared resources and avoid interference by adhering to a pre-defined precedence policy that orders the method calls for a deterministic overall effect. Finally, all threads return to a safe neutral position (recovery phase) where they wait for a clock signal to start the next cycle. Such synchronous clocking with local access policies will achieve determinacy for multi-threading in analogy to the coxswain's role for maintaining balance, power and controlled direction in rowing, compensating variations in the performance of rowers, uncontrollable wind conditions or competing boats.

Technically, we implement a *Cox-Rowers Protocol*¹ to synchronise a single cox thread with multiple rower threads we use barrier counters of type $TSync = TVar\ Int$. The methods that we need on these barrier counters are

$$incTSync, decTSync, zeroTSync :: TSync \rightarrow IO()$$

for incrementing, decrementing and testing for zero. The retry mechanism of the STM monad is used to implement `zeroTSync` test, so the thread blocks until the counter reaches value 0.

In order to organise the succession of macro-steps, each of which is split into a drive phase and a recovery phase, we need two counters, $rC, cC :: TSync$. The name of the counter indicates which thread's progress is measured by it: rC is decremented by the rowers to unblock cox, while cC blocks the rowers and is decremented by cox. To implement the micro-steps in a race-free manner, we use prediction counters $pred\ r\ m :: TSync$, one for each shared data structure r and each method m . We use them to make individual method calls wait for each other.

Let us now explain how to coordinate the protocol with the help of the rC, cC and $pred\ r\ m$ counters. We first introduce some useful notation. Let us write $n <- cnt$ to state that the current value of $cnt :: TSync$ is $n :: Int$. We further assume a generic function `method $m\ r$` to access shared memory, for a method name m and data structure r .

The protocol starts in the *recovery phase* of the macro-step, with counters $n <- rC$, where n is the number of rowers, $0 <- cC$ and $0 <- pred\ r\ m$ for each data structure r and method m . The cox waits for rC be 0 and so is blocked immediately. The rowers are free and increment the counters $pred\ r\ m$ as a prediction of how many times each of them is going to execute m on r during the ensuing micro-steps of the imminent macro-step. They may increment concurrently, in any order. Once a rower has finished booking its predictions, but

¹This is a special instance of the director-actors model of Ptolemy [31].

not before, it increments cC . Then, it decrements rC and waits for cC to become 0 again. When all of the n rowers have reached this point, but not before, the counter rC has value 0. Now, the waiting cox thread is released. It knows that all rowers have recovered and the family of prediction counters $pred$ have been recharged. The cox now first resets rC to n (doing n increments) and then resets cC to 0 (doing n decrements). Then it blocks and waits for rC to reach 0 again. This is because we now enter into the second part of the macro-step, the *drive phase*. It starts as soon as cox decrements cC to reach 0, which wakes up the waiting rowers. During the drive phase, the rowers execute their working code, concurrently, but using the $pred$ counters to synchronise each other as follows:

- Before rower can execute any method m r , it checks for all methods m' taking precedence over m on r , that $0 < pred\ r\ m'$. If this is the case, method m' is not going to be executed on r again during the current macro-step, and thus m is free to go. Otherwise, the method call blocks. After executing method m r , the rower decrements $pred\ r\ m$.

When a rower has finished its working code for the current drive phase, it first increments cC , then decrements rC , and then waits for the next recovery phase by blocking on cC to become 0. When rC reaches 0, all rowers are done. Then cox unblocks, sets rC back to n and clears cC . Now, all start over again with the next recovery phase.

The above protocol encapsulates the core of synchronous programming translated into shared memory multi-threading and mapped to Haskell's STM monad. In theory, the Cox-Rowers Protocol, as described, can of course be implemented from scratch for every application on a case-by-case basis. However, it is highly non-trivial and determinacy is easily lost if the precedences of the method calls are not carefully tuned with their behaviour on the shared data structures. We propose PSM as a new concurrency abstraction that implements Cox-Rowers compositionally, extending STM, so it permits destructive memory and IO, but guarantees determinacy by construction, while supporting arbitrary abstract data structures with a conventional class-based interface between program and memory.

3 THE PSM EVALUATION CONTEXT

The PSM type operator wraps a safe evaluation context for concurrent functional transactions on race-free, deterministic shared data structures. Every such data structure is accessed through a policy synchronised variable of type $PSMVar\ a$. It is polymorphic in values of type a and encapsulates information for the scheduling of method accesses, such as a unique identifier and prediction information. The type a must instantiate the $PSMType$ class which defines the policy interface (see Sec. 3.2). An expression $e :: PSM\ b$ is an action that computes a value of type b while accessing arbitrary $PSMVars$. The value returned by e on termination is determinate, i.e., independent of thread scheduling.

3.1 Core Operators

The core operators of PSM are given in Fig. 1.

```

newPSMVar :: PSMTType a ⇒ PSMStatic a →
           (PSMVar a → PSM b) → PSM b
pause :: PSM ()
kill  :: PSM a
(|||)  :: PSM a → PSM b → PSM (a,b)
(>>>) :: PSM a → PSM b → PSM b
(>>>=) :: PSM a → (PSMVal a → PSM b) → PSM b
ifte   :: PSMVal Bool → PSM a → PSM a → PSM a
switch :: PSMVal (Either a b) → (PSMVal a → PSM c)
      → (PSMVal b → PSM c) → PSM c
done   :: a → PSM a
return :: a → PSMVal a
(>>=)  :: PSMVal a → (a → PSMVal b) → PSMVal b
val    :: PSMVal a → PSM a
evalSTM :: PSM (STM a) → PSM a
runPSM  :: PSM a → IO ThreadId

```

Fig. 1. The control operators of PSM.

The expression `newPSMVar init (λx→e)` creates and binds a fresh thread-local variable `x :: PSMVar a` from a parameter `init :: PSMStatic a`, for access inside the action `e :: PSM b`. Type families ensure that each instance of the `PSMTType` class has an associated type `PSMStatic a` for initialisation.

A PSM thread may *complete* in three ways, via `done`, `pause` or `kill`. When a thread wants to *terminate* it executes `done`, whereupon control passes to the next expression in sequential program order. If it wants to synchronise with the clock, called *pausing*, it executes `pause`, whereby it completes the drive phase and publishes its prediction for recovery. The thread blocks to be reactivated for the next macro-step cycle. Finally, a thread can *exit* by calling `kill` to raise a global exception which forces termination of all active threads up to the root thread. This is a weak form of preemption in the sense that it becomes effective only at the end of the cycle in which `kill` is raised.

Binary fork-join is `e1 ||| e2` which runs both actions `e1` and `e2` in concurrent threads. The calling thread sleeps and resumes when both actions have terminated. All the `PSMVar` accesses of the children are synchronised conformant to the policies associated with shared objects. A fork-join action terminates when both its children have terminated. It pauses when one of them pauses. Sequential composition of actions without value binding is `>>>`, and `>>>=` with value binding. Specifically, `e1 >>> e2` iterates action `e1` through an arbitrary number of macro-steps until it terminates and then passes control to the continuation process `e2`. The return value from `e1` is ignored. When the continuation depends on it, then the binding form `e1 >>>= $ λx→e2` can be used which passes the return value as `x` to `e2`. Note that if `e1 :: PSM a` provides a value of type `a`, then all references to this value in `e2` must be typed as `x :: PSMVal a`. The type `PSMVal` is a monad [38] that wraps thread-local, unsynchronised values in PSM. Its generic monad methods are `return` and `>>=`. In this way all thread-local data in PSM are separated from mixing with the ambient Haskell.

Expressions `ifte c e1 e2` implement branching of control flow. Depending on the value received with `c :: PSMVal Bool` either the action `e1` or `e2` is executed. The `switch` operator generalises this to a value-binding form.

The function `val` wraps `PSMVal` as constant PSM actions, analogous to how `return` wraps Haskell values as `PSMVal`. Both `val` and `>>=` equip PSM with a monad-like structure. It subsumes the STM monad via the operator `evalSTM`, lifting atomic evaluation atomically `:: STM a -> IO a` into PSM. This is possible, because the atomic execution in STM is single-threaded and thus determinate.

Finally, analogous to `runSTM :: STM a -> IO ThreadId`, applying `runPSM e` closes action `e :: PSM a`, installs the run-time context and runs `e` through `a`, possibly unbounded, number of macro-steps until it terminates with a return value of type `PSMVal a`.

3.2 The PSM Type Class

For each `r :: PSMVar a` the type argument `a` permits a polymorphic parameterisation of the abstract data structure (ADS) that is wrapped by variable `r`. To define the actual ADS, the type `a` must be linked with associated types and access methods as specified by the `PSMType` class definition in Fig. 2. We will discuss the different components of the class and, as we go along, instantiate them in Examples 3.1–3.4 to implement the barrier counters discussed above in Sec. 2. Since we are going to wrap them as first-class `PSMVars` we shall call their type `PTSync` rather than `TSync`.

```
class PSMType a where
  type PSMStatic a
  data PSMState a
  init   :: PSMStatic a -> IO (PSMState a)
  tick   :: PSMState a -> IO ()
  term   :: PSMState a -> IO ()
  data family Method a b c
  method  :: Method a b c ->
            PSMState a -> b -> STM c
  methodId :: Method a b c -> MethodId
  prec     :: PSMState a -> MethodId ->
            STM (Maybe [MethodId])
```

Fig. 2. The PSM type class. The implementation of the methods via `method` must be *coherent* (Def. 5.1) with respect to the policy `prec` under the method indexing `methodId`.

To begin with, the type `PSMStatic`, associated with class `PSMType`, defines the type of static values from which a `PSMVar` is initialised. The associated type `PSMState` describes the structure of the actual ADS, i.e., the (stateful) values that each `PSMVar` structure has at run-time.

All instances of a `PSMType` must further support the special methods `init`, `tick` and `term` for initialisation, clock synchronisation and termination, respectively. The function `init` creates the initial memory structure for the `PSMVar`. This may also involve accessing the operating system or external resources, such as for

opening communication channels, files and retrieving UTC time. The `tick` function implements the pause method. It performs a clock tick on the `PSMVar`, every time a new cycle is started. All active running threads are synchronised on `tick` so that its effect is consistently observed by all of them. A typical use of the `tick` method is to reset the state of a `PSMVar` at the beginning of each cycle. It may also perform external communication, e.g., retrieving UTC time, synchronise input/output with a user interface or access the file system. The `term` function is called when the thread leaves the scope of the `newPSMVar` binding. It can be used for deallocating external resources.

The methods `init`, `tick` and `term` are used only by the synchroniser (`cox`) not by the PSM threads (`rowers`). Since they are strictly sequentialised with all concurrent accesses to the ADS, no scheduling policy is needed to protect for races between them.

Example 3.1. We index our barrier counters as a (non-parametric) ADS with a singleton type

```
data PTSyncId = PTSyncId
```

and instantiate the associated type families in the `PSMType` class as

```
PSMStatic PTSyncId = () and PSMState PTSyncId = TVar Int.
```

We abbreviate `PTState = PSMState PTSyncId = TVar Int`. The method `init :: () → IO (TVar Int)` creates a counter with initial state `0 :: Int`. The counters can be used asynchronously, they do not react to the clock or allocate resources. So, `tick` and `term` are trivial, i.e., `tick _ = term _ = return ()`. \square

Continuing our explanation of Fig. 2 we come to look at the methods. The names of the ADS-specific methods of a `PSMType` are collected in the family `Method a b c`. They can be executed via the method function. Each `m :: Method a b c` of the data family defines an access method `m` for the ADS, with `b` as the argument type and `c` as the return type. An expression `method m r v :: STM c` corresponds to calling method `m` on a state `r :: PSMState a` with method argument `v :: b`. To achieve atomicity this is done in the STM monad.

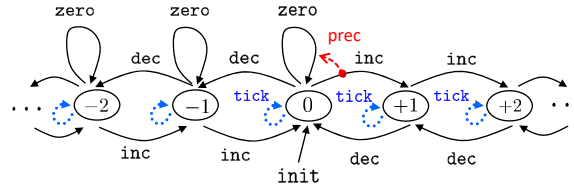


Fig. 3. Access policy for PTSync.

Example 3.2. The method names for PTSync are `Inc`, `Dec` and `Zero` of type `Method PTSyncId () ()`. The type parameters `()` reflect the fact our methods need no arguments nor do they return values. The automata graph in Fig. 3 shows the effect of the methods for method `Inc s`, method `Dec s`, method `Zero s` on the counter state `s :: PTState`, using the indices `inc, dec, zero :: MethodId`, associated to the methods by function `methodId`, respectively. If `s :: PTState` (see Ex. 3.1) and `n <- atomically (readTVar s)` let us say that `s` “has value” `n`. Note

that method `Zero` s is not *admissible* when s has value $n \geq 1$, i.e., there is no transition labelled zero. This is where the method blocks in the retry of STM. The reason for this and the dashed arrow “prec” are explained below. Also, notice that Fig. 3 displays the effect of methods `init` and `tick`. \square

Finally, the `PSMType` interface (Fig. 2) defines a state dependent policy `prec` that encapsulates *admissibility* and *precedence* for the ADS methods in `Method a b c`. It determines the synchronisation of concurrent accesses to the `PSMState`, assuming that each method m has a unique method index `methodId m`. For each state $s :: \text{PSMState } a$ and method m , if the application `prec s (methodId m)` evaluates to `Nothing` then m is not admissible in state s . If it evaluates to `Just ps`, then m is *admissible*, written $s \Vdash m$, and all indices in the list $ps :: [\text{MethodId}]$ take concurrent *precedence* over m , written $s \Vdash m' < m$ for all m' with `methodId m' \in ps`. We write $s \Vdash a_1 \diamond a_2$ in case both a_i are admissible, i.e., $s \Vdash a_1$ and $s \Vdash a_2$, but $s \Vdash a_1 \not< a_2$ and $s \Vdash a_2 \not< a_1$. Then we call a_1 and a_2 *concurrently independent*.

The Determinacy Theorem (Thm. 5.2 below) depends on the assumption that the implementation of all `PSMVar` methods are *coherent* (Def. 5.1 below). For a type a in the `PSMType` class this means that the policy coded in `prec` must be a sound over-approximation of the concurrent independence of all methods in the family `Method a b c`. Specifically, whenever two method ids a_1 and a_2 are admissible in a state $s :: \text{PSMState } a$ such that $s \Vdash a_1 \diamond a_2$, then the execution order of the associated methods must be immaterial. Executing a_1 first and then a_2 , or a_2 first and then a_1 must result in the same return values and observable memory state.

Example 3.3. The precedences imposed by coherence are illustrated in Fig. 3 using dashed arrows between the transitions admissible at a given state. As seen, there is only one precedence, namely $s \Vdash \text{inc} < \text{zero}$, when s has value 0. This is necessary since `inc` and `zero` are both admissible but their execution does not commute. We may call `zero` and then `inc`, reaching value 0. But if `inc` is called first and the counter reaches value 1, method `zero` is not admissible any more. For the implementation this means `prec s zero` must return `Just [inc]`. When s has value $n \geq 1$, then `prec s zero` must return `Nothing`, i.e., `zero` is not admissible. If s has state $n < 0$ then `prec s zero` returns `Just []`. We also have `Just [] <- prec s mId` for `mId \in {inc, dec}`, implying concurrent independence $s \Vdash \text{inc} \diamond \text{dec}$. This is indeed coherent, since in each state $s :: \text{PTState}$ the (atomic) execution of `inc` followed by `dec` yields the same return values and state as executing first `dec` and then `inc`. Similarly, $s \Vdash a \diamond a$ for all $a \in \{\text{inc, dec, zero}\}$, implies that if several threads execute the same method concurrently, the final outcome only depends on the number not the order of the calls. On the other hand, we have $s \not\Vdash \text{zero} \diamond \text{inc}$ for all $s \geq 0$. Hence, while the value is non-negative, the policy does not require commutation of `zero` with `inc`. Instead, concurrent calls of `zero` and `inc` must be prohibited by policy-conformant scheduling. This happens in two different ways: In states $s > 0$ this is achieved because `zero` is not admissible, and in state $s = 0$ the policy gives method `inc` precedence over `zero`. \square

3.3 PSMVar and PSMVal: Variables and Values

Every instantiation of the `PSMType` class implements an ADS for use in the PSM evaluation context. Each `PSMType` method `method m :: PSMState a -> b -> STM c` operates on an isolated `PSMState`, but exposes via `methodId` and `prec` a policy for which it is coherent. It thereby guarantees race-free behaviour, provided the concurrent scheduling of method calls conforms to the policy. To this end we must lift method `m` to become a scheduled PSM action to operate on a variable `PSMVar a` that is marshalled in PSM so that concurrent accesses to the `PSMState` satisfy the policy. For this we provide

```
runSTMMtd :: PSMType a => Method a b c ->
  (PSMState a -> b -> STM c) ->
  PSMVar a -> PSMVal b -> PSM c.
```

Given method `m` as an STM transaction on state, we form

```
runSTMMtd m (method m) :: PSMVar a -> PSMVal b -> PSM c
```

to build the associated PSM action. Note that the method name `m` now occurs twice, once in `method m` for selecting the method body from the ADS and also as a parameter to `runSTMMtd` to identify the method in the policy for scheduling.

```
newPTSync  :: (PTSync -> PSM b) -> PSM b -- init
incPTSync  :: PTSync -> PSM () -- inc
decPTSync  :: PTSync -> PSM () -- dec
zeroPTSync :: PTSync -> PSM () -- zero
```

Fig. 4. The policy-enriched method interface of `PTSync`.

Example 3.4. The type `PTSync` for our barrier counters can be defined as type `PTSync = PSMVar PTSyncId` from the implementation instance `PSMType PTSyncId`. The policy enriched interface for `PTSync` is then obtained canonically from the methods of `PTSyncId` as seen in Fig. 4. For instance, the PSM action `zeroPTSync` is obtained by

```
zeroPTSync r =
  runSTMMtd Zero (method Zero) r (return ())
```

where `return () :: PSMVal ()` is added to saturate the trivial method argument. It is then possible to call the method as `zeroPTSync r` rather than `zeroPTSync r (return ())`. By wrapping method `Zero` as above, we put it under policy control. All accesses by `zeroPTSync r` on `r` execute the transaction method `Zero` according to the policy `prec` under method name `Zero` and method index `methodId Zero = zero`. The other methods `incPTSync` and `decPTSync` for `PTSync` are registered in exactly the same way. \square

3.4 PSM Scheduling

After we have registered our methods on an abstract data type, let us look at how these are scheduled.

Example 3.5. Consider the simplified scenario in Fig. 5. The main program is a concurrent composition of a cox and two rowers. The cox continuously iterates in a cycle to write a shared command `cmd :: State`, while each rower reads it. Each cycle over again, there is a read-write race on `cmd`, which we assume unsynchronised. To make sure all rowers read the same command in each cycle, we use a barrier counter `p :: PTSync`. Let the cox and rower threads be called `tC`, `tR1`, `tR2`, respectively. The `tRi` call `inc` before they read `cmd` and `dec` afterwards. The `tC` calls `zero` to test `p`, before it writes `cmd`. Since `zero` blocks by precedence, `tC` cannot proceed as long as there is still some `tRi` that has not executed `inc`. Once both `inc` are done, `zero` blocks by admissibility, waiting for `p` to become 0. Due to both forms of blocking, `tC` will not overwrite `cmd` until both `tRi` have read the previous command.

We use `p :: PTSync` here for didactical purposes. We could equally well directly wrap `State` as a `PSMVar` with read and write methods, and make read take precedence over write. Also note that precedence policies keep our synchronisation independent of the number of rower threads and whether they execute read `cmd` at all. This is not possible with `TVars` and `STM Haskell` alone. \square

```
cmd :: State
p :: PTSync
cox, rower, main :: PSM ()
cox = zeroPTSync p >>> write cmd >>> pause >>> cox
rower = incPTSync p >>> read cmd
      decPTSync p >>> pause >>> rower
main = cox ||| rower ||| rower
```

Fig. 5. A Simple Concurrency Scenario.

The essence of the thread scheduling mechanism, adapted for our purposes from [1], is as follows: Every active thread t publishes a *prediction* $\pi(t)$ which is a multiset of actions (represented via counters) that can potentially be executed by t until it completes the current cycle. This covers all potential control-flow paths until t either terminates or pauses. If a thread t can execute an action a and progress $t \rightarrow t'$, then a is in its prediction, i.e., $\pi(t)(a) \geq 1$ ². Furthermore, as the threads progress to execute their actions, the prediction reduces monotonically, i.e., $\pi(t) \geq \pi(t')$ under point-wise multiset inclusion. At the clock barrier, where $\pi(t') = \emptyset$, the predictions get refreshed for the next cycle. Predictions for concurrent compositions are aggregated by union $\Pi = \pi(t_1 \mid t_2 \mid \dots \mid t_n) = \sum_i \pi(t_i)$ of multisets. Finally, an action a is *enabled* (for a thread t) in a state s of the structure (under control) for a prediction Π (of all threads concurrent to t) if (i) a is admissible, $s \Vdash a$, and (ii) there is no precedence conflict in Π , i.e., for any action b , if $s \Vdash b < a$ then $\Pi(b) = \emptyset$. Hence, for enabling an action, the prediction Π acts as a vector of barrier counters.

² $\pi(t)$ is a multiset that counts how often an action is contained in it.

Example 3.6. Let us apply these principles to Fig. 5. We want to schedule the parallel configuration $tC \mid tR_1 \mid tR_2$ acting on the shared PTSync from its initial state $s = 0$. Without the policy control, there would be three scheduling steps³ possible: $tC \mid tR_1 \mid tR_2 \rightarrow tC' \mid tR_1 \mid tR_2$ where $tC \rightarrow tC'$ is the zero test; Or $tC \mid tR_1 \mid tR_2 \rightarrow tC \mid tR'_1 \mid tR_2$ or $tC \mid tR_1 \mid tR_2 \rightarrow tC \mid tR_1 \mid tR'_2$ if one of tR_1 or tR_2 , respectively, performs the *inc* action. Before the policy scheduler unblocks a thread, it needs to extract predictions. For instance, initially, since $s = 0$, the zero test is admissible, $s \Vdash \text{zero}$. This does not mean, however, tC can execute zero. This depends on the aggregated prediction $\pi(tR_1 \mid tR_2) = \pi(tR_1) + \pi(tR_2)$ from tC 's concurrent siblings. Their predictions are $\pi(tC) = \{\text{zero}^1\}$, $\pi(tR_1) = \{\text{inc}^1, \text{dec}^1\} = \pi(tR_2)$. But now $\pi(tR_1 \mid tR_2)(\text{inc}) = \{\text{inc}^2, \text{dec}^2\}(\text{inc}) = 2 > 0$ and $s \Vdash \text{inc} < \text{zero}$. So, zero is blocked by s under $\pi(tR_1 \mid tR_2)$.

On the other hand, the initial *inc* actions of tR_1 and tR_2 are admissible and do not have any precedence conflicts in state $s = 0$. Therefore they are enabled. Either rowers can take *inc* as the first action. Suppose tR_1 executes *inc*, leading to $tR_1 \rightarrow tR'_1$ and $s \rightarrow s'$ where $s' = +1$. In the new state s' the zero test is not enabled, because it is not admissible, $s' \not\Vdash \text{zero}$. The cox is still blocked. The actions *inc* and *dec* in tR_2 and *dec* in tR_1 , however, remain enabled. They can freely advance in any order. The cox remains being blocked, either by precedence or by admissibility, until tR_1, tR_2 have reached their pause, at which point tR_1, tR_2 block to wait for the clock. Let tR_1^*, tR_2^* be the rowers' threads at that moment. At this pausing position, we have $\pi(tR_1^*) = \emptyset = \pi(tR_2^*)$ since we only aggregate predictions within the current cycle of a thread. The state of p has been incremented twice and decremented twice, so $s^* = 0$. Now the zero test is finally enabled for tC , since $s^* \Vdash \text{zero}$ and $\pi(tR_1^* \mid tR_2^*) = \emptyset$. Then the cox advances $tC \rightarrow tC^*$ and arrives at the pause, too. We have reached the configuration $tC^* \mid tR_1^* \mid tR_2^*$. Now the pause method is executed synchronously in all waiting threads (and the counter object), orchestrated by the run-time scheduler. This brings all threads back to their initial points and the scheduling restarts with configuration $tC \mid tR_1 \mid tR_2$. \square

Memory accesses in PSM Haskell are synchronised in STM using a generic enabling function

```
enabled :: PSMTYPE a  $\Rightarrow$  Method a b c  $\rightarrow$ 
    PSMState a  $\rightarrow$  Prediction  $\rightarrow$  STM Bool
```

which implements the policy-specific blocking for a given method. The type *Prediction* is the type of *predictions* collected in a map of counters

```
type Prediction = Map MethodId Int
```

that provide conservative over-approximations of the potential future method calls against which to test enabledness. If $p :: \text{Prediction}$, then $p!mId' :: \text{Int}$ stores the number of outstanding calls on each method index mId' , i.e., the calls that are potentially performed by the concurrent threads within the current macro-step. The test `enabled m s p` will return `True` if the policy relation `prec` indicates that (i) m is admissible in state s and (ii) there is no m' with precedence over m in state s and $p!(\text{methodId } m') > 0$.

³Since we assume actions are atomic we can use an interleaving model.

4 SOME BASIC PSMVARS

The barrier synchronisers `PTSync` are a prime example of a `PSMVar` that combines blocking by admissibility and precedence. As described in Sec. 2, they are universal for implementing the Cox-Rower Protocol which lies at the heart of PSM. Here we mention other useful (application-independent) primitive policy-controlled and race-free objects.

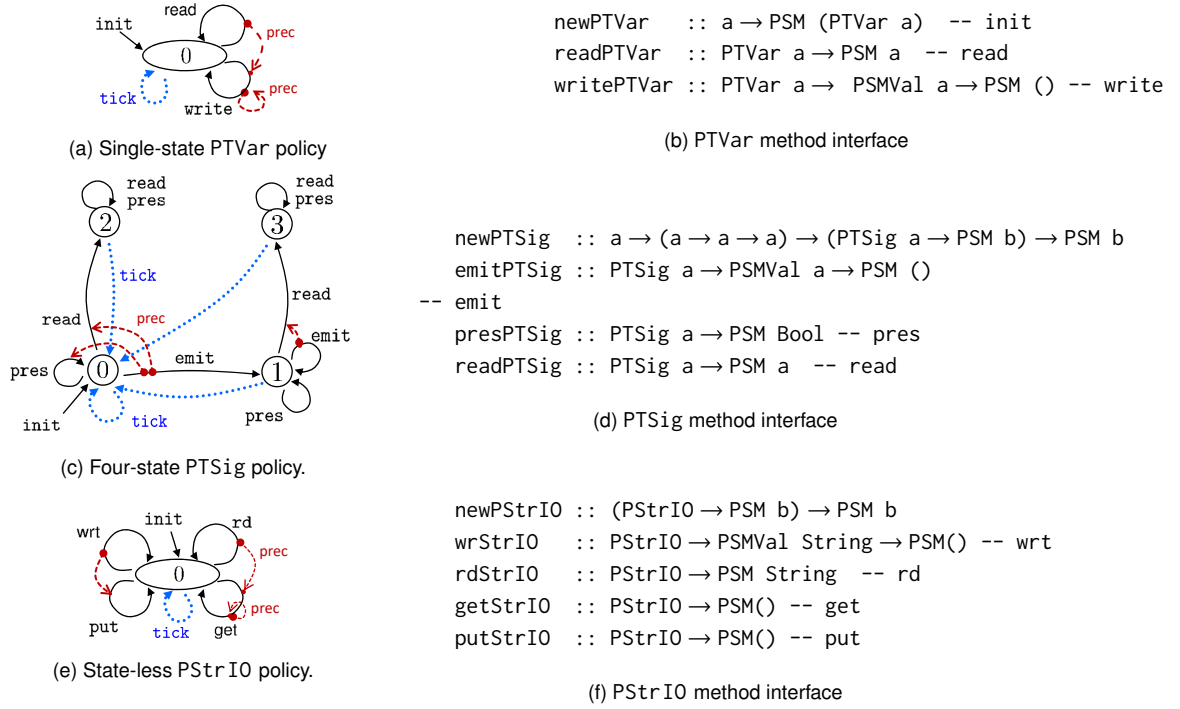


Fig. 6. Policy Interfaces for different instances of the `PSMType` class.

Race-free TVars. There are two canonical ways of protecting TVars from data races created by accesses from concurrent IO threads. One is the write-before-read protocol encoded in the policy seen in Fig. 6a. Under this policy, `writePTVar` has precedence over itself (eliminating w/w conflicts) and over `readPTVar` (eliminating r/w conflicts). We call this interface `PTVar`. The alternative variant would be to reverse the causality and make reading take precedence over writing. Under this policy, the structure would behave like a *register* in synchronous hardware: it is first read, before it is overwritten. We call this interface `PTReg`. Both `PTVar` and `PTReg` form the universal building blocks for (synchronous or asynchronous) data-flow programming.

Temporary Signals. A useful type of `PSMVar`, not available in the existing concurrency abstractions of Haskell, are Esterel temporary signals [34], here called `PTSig`. A *temporary* signal is analogous to a wire in a

sequential circuit that carries a unique value at each macro-step. The value computed in a cycle is not memorised for the next cycle but instead re-initialised. A combination function and synchronous policy are used to permit deterministic multi-writer, multi-reader accesses to the value. The methods are given in Fig. 6d. A signal $x :: \text{PTSig } a$ is created by calling `newPTSig def cmb` which sets the signal's *default* value *def* and *combination* function *cmb*. A value $v :: \text{PSMVal } a$ is emitted on signal x with `emitPTSig x v`. When more than one thread emits a value, then the combination function⁴ *cmb* is used to generate a unique value that is available to all the readers. This aggregated value can be *read* with method `readPTSig` which will be blocked until all concurrent initialisations or emissions have taken place. This is coded in the policy of Fig. 6c by the precedences $s \Vdash \text{emitPTSig} < \text{readPTSig}$ for $s \in \{0, 1\}$. Such a precedence is not needed in policy states $s \in \{2, 3\}$, because no thread is permitted to emit a signal more than once. Beside its value, a signal also has a status, *present* or *absent* which can be obtained by `presPTSig`. At the start of each cycle, the status is *absent*, by default. As soon as the signal is emitted, its status is set to *present*. To avoid a data race, the policy enforces $0 \Vdash \text{emitPTSig} < \text{presPTSig}$. After a signal has been emitted first time, in policy states $s \in \{1, 3\}$, the status is present and cannot change any more. In those states, emission and present test are independent, i.e., $s \Vdash \text{emitPTSig} \diamond \text{presPTSig}$. Note that the combination of default status with precedence permits an application to test for the *absence* of a signal without the absence being explicitly communicated. This is the key of Esterel-style synchronous event-based programming. Programs using only value-free signals of type `PTSig()` correspond to constructive circuits [32]. Reaction to absence (called “quiescence”) is also a feature that has been exploited in the `ReactiveAsync` library [12] implemented in Scala. The shared objects of `ReactiveAsync`, called *cells*, can be seen as a generalisation of Esterel signals with persistent state and could be modelled as `PSMVars`, too.

Race-free IO Ports. The external world can be connected through synchronised IO ports that prevents the environment from introducing data races. Prototypically, we provide `PStrIO` objects, specified in Fig. 6f, for `String` output and input, wrapping the system console. Each `ioPort :: PStrIO` stores the current *cycle count*, an *inbuf* from which strings are synchronously read and an *outbuf* to which characters are asynchronously appended. The method `wrStrIO` appends a string to *outbuf* and `putStrIO` asynchronously prints the current cycle count together with the content of *outbuf* to `std-out`. The method `getStrIO` sends a prompt `>>_` to `std-out` and then calls `getLine` to obtain a string from `std-in`. This input string is stored in the *inbuf* of the `ioPort`. The method `rdStrIO` is used to access the contents of *inbuf*. The `tick` function increments the cycle count stored with the `ioPort` and empties the *outbuf*, while it keeps the contents of *inbuf* for the next cycle. Observe that the policy (Fig. 6e) has only one state where all methods are admissible. Since `wrStrIO`, `putStrIO` operate on *outbuf* and `getStrIO`, `rdStrIO` operate on *inbuf*, which are separated, no precedences between them are needed for coherence. However, we force `wrStrIO` to take precedence over `putStrIO` to make sure that the `std-out` print will contain all strings written by any thread during the current macro-step. Note that neither `wrStrIO` nor `putStrIO` has precedence over itself, whence they may be called concurrently.

⁴The value type a with binary operation *cmb* and constant *def* must be a commutative monoid.

Of course, the printout will reflect the scheduling order of the method calls. This is ok, since std-out is off-limits and no PSM method depends on it. On the input side we must block `getStrIO` from being called concurrently, for otherwise the content of `inbuf` is nondeterministic. Two calls of `getStrIO` do not commute with each other. Hence the precedence loop on `getStrIO` in Fig. 6e. Finally, since all `PStrIO` readers must see the same content of `inbuf`, we give `getStrIO` precedence over `rdStrIO`.

The above examples are simple but universal. Many more complex application-specific data structure can be built to instantiate the `PSMType` class. We can lift arbitrary memory transactions in STM to PSM actions and bundle them as a set of methods for a `PSMVar`. In this way, we can generate data structures ranging from small blocks like synchronisers, buffers, channels and priority queues to larger units such as GUI or software components for embedded AI or robotics.

5 THE SEMANTICS OF PSM

As PSM Haskell is built on top of STM, its semantics can be understood as an extension of the semantics presented in [13]. STM Haskell distinguishes two forms of reduction steps, viz. \Rightarrow in STM and \rightarrow in IO. Here, we take the latter to be evaluation in PSM, which subsumes (part of) IO but guarantees determinacy. A step \rightarrow may be an atomic method call that encapsulates an arbitrary sequence of STM-evaluations \Rightarrow in a single thread. The small-step semantics are defined in Fig. 9, with concurrent PSM on the top, pure λ -reductions in the center and STM on the bottom. We focus on the PSM part, referring the reader to [13] for STM.

x, y	\in	<i>Variable</i>
p, r, m	\in	<i>Name</i>
$m =_{df} K$	\in	<i>MethodDeclaration</i>
Value V	$::=$	$p \mid \text{True} \mid \text{False} \mid \lambda x. M \mid \text{pause}$ $\mid \text{done } M \mid \text{kill} \mid \text{retry} \mid M >>= N$ $\mid M \mid\mid N \mid \text{if } M \text{ then } N \text{ else } K$ $\mid \text{newTVar} \mid \text{readTVar } r \mid \text{writeTVar } r M$ $\mid \text{newPSMVar } M N \mid \text{method } m p M$
Term M, N, K	$::=$	$x \mid V \mid M N \mid \dots$

Fig. 7. Values and terms.

5.1 Syntax

Fig. 7 presents the core syntax of STM Haskell [13] extended by the operators for PSM. Variables x, y refer to thunks on the stack where access is governed by the rules of the lazy λ -calculus. Names refer either to STM variables r with single-threaded access, or PSM variables p with shared access. Names m refer to methods, each of which is assumed to have an associated method declaration $m =_{df} K$ where K is an STM term.

Heap	Θ	$::=$	$\{r, p\} \hookrightarrow M$
STM Context	\mathbb{E}	$::=$	$[\cdot] \mid \mathbb{E} \gg>= M$
PSM Context	\mathbb{P}	$::=$	$[\cdot] \mid (\mathbb{P} \parallel P) \mid \mathbb{P} \gg>= M$ if \mathbb{P} then N else K
Action	a	$::=$	$\sigma \mid \iota \mid \tau \mid \dots$

Fig. 8. Program state and evaluation contexts.

Values V (cf. [13]) are those terms whose evaluation has side-effects and involves the scheduling environment. A special form of values are the *pausing* values. These are pause or of form $V \gg>= M$ where V is pausing. A value is *completed* if it is pausing, of form `kill` or `done M`. They represent fully evaluated terms at the end of a macro-step.

It will be convenient to consider terms up to structural congruence induced by the identifications

$$\begin{aligned}
 M \parallel N &\equiv N \parallel M \\
 M \gg>= (N \gg>= K) &\equiv (M \gg>= N) \gg>= K
 \end{aligned}$$

which express commutativity of \parallel and associativity of $\gg>=$.

In the untyped value syntax it is possible to overload the control operators `return` and $\gg=$ for STM with `done` and $\gg>=$ for PSM, respectively. Since PSM is the more general context, we use the latter and rely on typing to disambiguate.

In extension to STM, we now have general objects, consisting of compounds of TVars to implement arbitrary abstract data structures. Through these we also can access IO. Hence IO-actions such as `putChar` and `getChar`, modelled as exemplary cases in the STM semantics [13], are subsumed by method calls `method m p M`.

When a method is defined $m =_{df} K$ then the execution of m is an atomic evaluation of the method body K in STM. Thus, our method calls subsume the atomic construct of STM.

For simplicity, we do not consider the general `throw/catch` mechanism at STM level, which could be added. Instead we provide the global exception `kill` at PSM level.

5.2 Operational Semantics

Fig. 8 defines state and evaluation contexts. A *program configuration* $M; \Theta$ consists of a term M and a *heap* Θ which is a finite function from names to terms. Like in STM Haskell, we have two *evaluation contexts* \mathbb{P} and \mathbb{E} . The former selects a node in the thread tree and is used to implement the PSM scheduler. The latter selects the current action in the active thread and controls the reduction in the STM monad.

The operational rules are seen in Fig. 9. The core are the administrative steps $M \rightarrow N$ that capture the reduction semantics of the pure (call-by-name) λ -calculus. In this part we do not need any heap information. The rule (EVAL) reduces a non-value term M to a value $\mathcal{V}[[M]]$ in a single step, with the help of an external

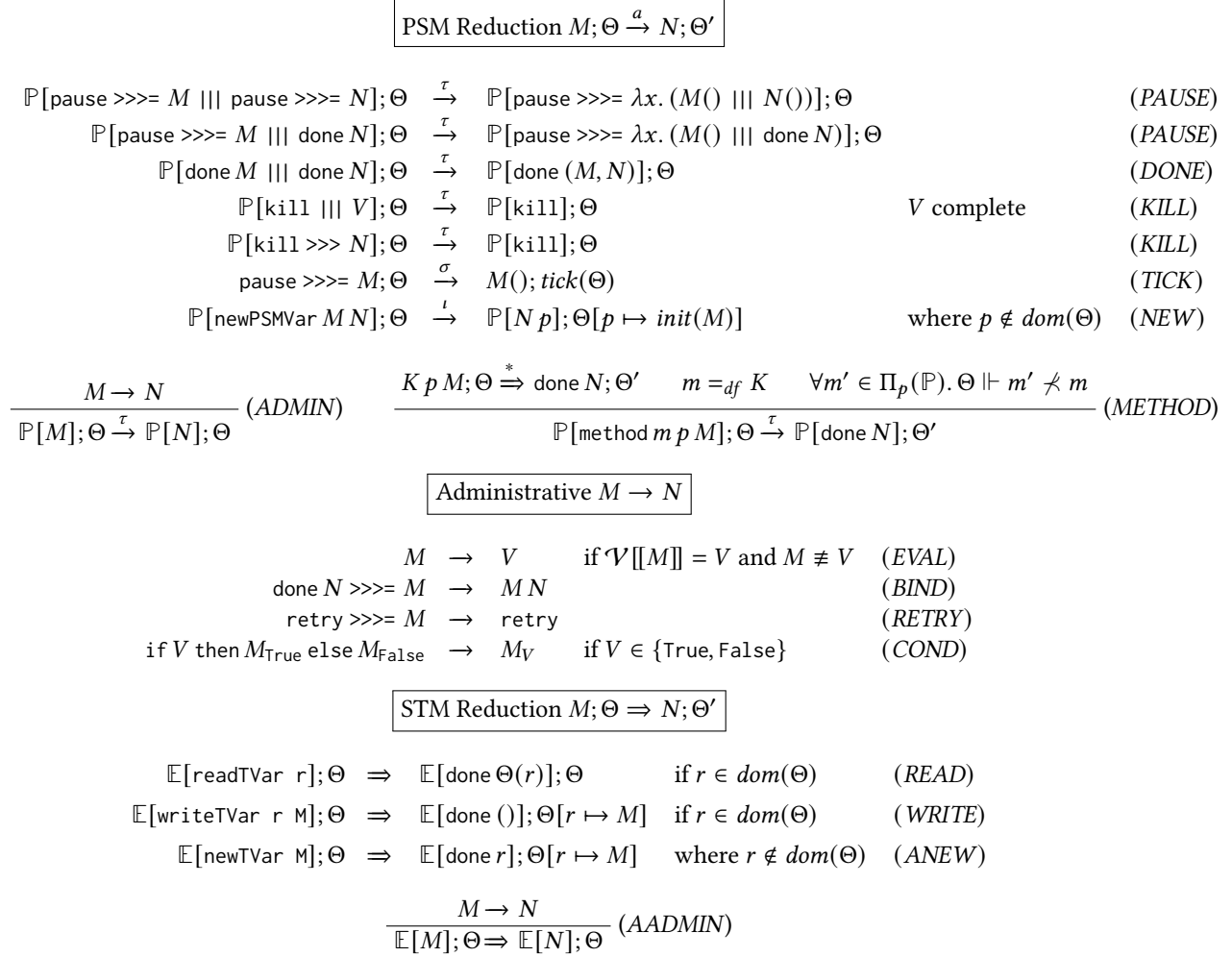


Fig. 9. Abstract Operational Semantics of PSM Haskell.

evaluation function. Rule (BIND) models sequential composition for both PSM and STM, while (RETRY) implements the retry exception of STM. This administrative part is as in [13] and entirely standard.

The semantics of STM is expressed as a transition⁵

$$M; \Theta \Rightarrow N; \Theta'$$

where M, N are STM terms and Θ, Θ' heaps. All administrative rules can be applied in an STM term via rule (AADMIN). The rules (READ), (WRITE), (ANEW) which handle `TVar` references in STM are standard [13].

⁵The transitions of [13] also carry allocation effects Δ that are redundant here since we do not treat general exceptions.

While the administrative and STM steps are standard, we now come to discuss the \mathbb{P} context and associated reductions

$$M; \Theta \xrightarrow{a} N; \Theta'$$

where the extension of STM Haskell is made. First notice that as in STM Haskell, rule (*ADMIN*) lifts reductions in the pure λ -calculus into the \mathbb{P} context. These are *silent* steps labelled τ . The three forms of thread completion are propagated up the tree by the rules (*PAUSE*), (*DONE*), (*KILL*), adopting the semantics of Esterel. Note that the *kill* completion waits for all threads to complete the current macro-step before it kills the evaluation context. It permits all threads a “last wish”. This is called a *weak preemption* in Esterel. For contrast, a rule like

$$\mathbb{P}[\text{kill}]; \Theta \xrightarrow{\tau} \text{kill}; \Theta$$

would preempt the \mathbb{P} context at any moment, without control about how far its active threads have advanced. This would result in a non-deterministic semantics. Esterel’s deterministic trap mechanisms could be easily added to \mathbb{P} .

A macro-step of a term M consists of a sequence of PSM reductions with label $a \in \{\tau, \iota\}$, abbreviated $M; \Theta \rightarrow^* V; \Theta'$, such that V is complete. If $V \equiv \text{pause} >>>= M$ is pausing, the rule (*TICK*) permits the clock to tick, generating a σ -step. This activates the next macro cycle with the continuation term M in an updated heap $\text{tick}(\Theta')$, obtained by executing the *tick* function on each PSM variable. If V is *kill* or *done* M , then no reduction is possible anymore. We have reached a normal form for the \mathbb{P} context. Notice that the σ -step can only be executed top-level at the root, not anywhere inside the thread tree, such as with a rule of the form

$$\mathbb{P}[\text{pause} >>>= M]; \Theta \xrightarrow{\sigma} \mathbb{P}[M()]; \text{tick}(\Theta).$$

We do not generalise (*TICK*) in this way in order to force all threads to synchronise on the clock. Note that any IO with the world happens at the clock tick (σ -step), whose effect on the heap is modelled by the associated *tick* function. In this way the σ -actions subsume the IO-actions with labels $!c$ and $?c$ of STM Haskell [13]. Other IO with side-effects on a PSM variable may occur when its memory is initialised and at the end of its life-time (*init*, *term* functions).

Rule (*NEW*) initialises a thread-local instance of a *PSMVar* on the heap with a fresh name p and passes this reference to the continuation term. We indicate that this may involve IO-actions by adding the action label ι to this step.

The execution of a method call `method m p M` is handled by rule (*METHOD*). It evaluates the method body K by passing the reference p of the variable and the method parameter M . The evaluation proceeds as a non-interruptible reduction sequence in STM that runs to completion where it must reach termination. When this is not possible, because of a retry exception, the transaction $K \ p \ M$ is abandoned. Rule (*METHOD*) corresponds to the rule (*ARET*) of STM Haskell, except that we execute an STM transaction indirectly as a call $K \ p \ M$ with a *PSMVar* reference p and argument M , rather than a fixed atomic K . It is the reference p that gives us a handle for policy-based scheduling. The novelty of PSM Haskell over STM Haskell lies in the

scheduling side condition

$$\forall m' \in \Pi_p(\mathbb{P}). \Theta \Vdash_p m' \not\prec m$$

of rule (*METHOD*) which does not exist in (*ARET*). It expresses that in the current heap Θ , the prediction $\Pi_p(\mathbb{P})$ for p in the concurrent context does not block method m under the policy of p . This is implemented in STM (cf. Sec. 3.4) by

$$\text{enabled } m(\Theta(p))(\Pi_p(\mathbb{P})); \Theta \Rightarrow^* \text{return True}; \Theta'.$$

$\Pi_p(\mathbb{P})$ is a multiset of methods on variable p that can be computed from \mathbb{P} . In our Haskell implementation this is done dynamically by the distributed Cox-Rowers protocol via prediction counters $\text{pred } p \ m$, as explained in Sec. 2.

Let $Mtd(p)$ denote the methods defined for a PSM variable p . Coherence requires that all concurrently independent method calls from $Mtd(p)$ must be confluent.

Definition 5.1. A PSM variable p is *locally coherent* in store Θ if for all $m_1, m_2 \in Mtd(p)$ with $m_i =_{df} M_i$ and $\Theta \Vdash m_1 \diamond m_2$ the following holds: For any N_1, N_2 , if

$$M_i \ p \ N_i; \Theta \Rightarrow^* \text{return } K_i; \Theta_i$$

then $\Theta_i \Vdash m_{3-i}$ and there exists Θ' such that

$$M_{3-i} \ p \ N_{3-i}; \Theta_i \Rightarrow^* \text{return } K_{3-i}; \Theta'.$$

A PSM variable p is *coherent* if it is locally coherent in all (well-formed reachable) stores. \square

THEOREM 5.2. *If all PSM variables occurring in a term M are coherent, then the reduction relation \rightarrow^* is confluent. Moreover, if $M \rightarrow^* \text{pause} \gg \gg = N_1$ and $M \rightarrow^* \text{pause} \gg \gg = N_2$ then $N_1 \equiv N_2$.* \square

PROOF. The reduction patterns in \mathbb{P} are non-overlapping and the administrative evaluation of λ -terms is referentially transparent and thus Church-Rosser. Thus, any conflicting reductions must come from the order of method calls that change the heap. However, since all successful STM method calls (accessing the heap) are coherent, the global confluence for method calls in contexts \mathbb{P} follows from the results in [1]. \square

6 CONCLUSION AND RELATED WORK

In this paper we have introduced the new type context PSM for safe concurrent programming that provides determinacy out-of-the-box within GHC's Haskell static typing discipline. The PSM library is extensible with arbitrary pre-defined shared data structures as instances of the `PSMType` type class. These structures must export policy interfaces and be verified to be policy-coherent (race-free) with respect to their interface.

Policy-controlled CSM types [1] were proposed originally as a theoretical concept aiming to generalise the model of computation that lies behind synchronous programming languages and extended to abstract data structures (ADS) and multi-threaded shared memory. PSM is inspired by that work, from where we have adopted terminology and some notation. It is the first practical implementation of the scheduling model of

CSM. Specifically, the function `runPSM` executes a policy-controlled scheduler implemented in line with the CSM theory [1]. In fact, our implementation is a simplification in which the predictions via barrier counters are a conservative over-approximation of the policy-control automata of CSM [1]. Hence, the scheduling of `runPSM` is conservatively restricting the schedules considered in CSM.

The genericity of PSM, and key advance over CSM, comes from the binding operator `newPSMVar` for thread-local `PSMVar` variables. The `PSMVar` wrapper defines for each such type `a` an abstract data structure (ADS) which may be shared by concurrent threads, protected under the control of a scheduling policy consisting of admissibility, precedence and a clock barrier.

Besides providing a prototype implementation, we make two main technical advances over the earlier theoretical developments. Firstly, in the theory of CSM all object types are fixed in a small imperative kernel language, called DCoL, which is not extensible. In PSM we can encapsulate any Haskell programmable data structure `a` in the `PSMType` class by marshalling it with a scheduling policy for a choice of methods. Of course, every library of such `PSMVars` must be verified to be coherent for the policy interfaces that are exported. This is methodologically analogous to the obligation that Haskell programmers have to verify that their code satisfies the monad laws, if they want to use the monadic facilities of Haskell. Secondly, in CSM all objects are global and statically allocated. A PSM program, for contrast, can dynamically instantiate an arbitrary number of lexically-scoped, thread-local `PSMVars` into a thread. These extensions are necessary to leverage the theory of CSM for main-stream (concurrent) functional programming, outside the narrow field of synchronous languages.

The PSM context is only “monad-like”, not a proper monad, like `STM` and `IO`. This is not an artefact of our implementation. It is an intrinsic consequence of the Cox-Rowers scheduling protocol which separates two (run-time) phases, one for predictions (recovery) and one for values (drive), where the former must not depend on the latter. Consider the function $f\ x = \text{if } x \text{ then } f_1 \text{ else } f_2$ of type $f :: a \rightarrow \text{PSM } b$ that selects one of two actions $f_1, f_2 :: \text{PSM } b$ based on an input of type `a`. This means that the prediction of an application $f\ v :: \text{PSM } b$ depends on the value of `v`. Suppose we obtain this value in a monadic bind $g \gg= f$ from an upstream action $g :: \text{PSM } a$. Then, the return value of g is not available in the prediction phase. However, if we instead compose g with a function of type $f :: \text{PSMVal } a \rightarrow \text{PSM } b$, then we are guaranteed that the prediction of the action $f\ v$ can be computed without knowing the value `v`. The reason is that `PSMVal a` shields the input value so it cannot be accessed in the prediction phase. However, since PSM is a *relative monad* [2] (relative to `PSMVal`), programmers can use the Qualified `do`-notation (GHC9) to assemble PSM in convenient monadic style.

As PSM is a type context for reactive programming, it should not surprise that it is not a monad. Functional embeddings, specifically on (stateful) stream processing, typically do not satisfy monad properties. For these, the weaker properties of *arrows* [14, 28] have been found useful. Indeed, the type operator `SF` defined as $\text{SF } a\ b = \text{PSMVal } a \rightarrow \text{PSM } b$ defines an arrow with input `a` and output `b`. However, the arrow syntax based on the standard operators

```

arr :: (a → b) → SF a b
>>> :: SF b c → SF c d → SF b d
first :: SF b c → SF (b, d) (c, d)

```

would only capture the sequential composition of PSM which is already present from the monadic syntax of `PSMVal` and the binder `>>=` of PSM. Arrows would only explain a small part of PSM, namely the control flow arising from termination, which is merely one form of completion. The information flow related to clocks (synchronous pausing) and the concurrent structure of PSM arising from `(|||)` would not be part of this. The category-theoretic structure of shared-memory concurrency is highly non-trivial. In particular, the notion of causal commutative arrows [23], which are meant to capture non-interference in arrow structures will not be sufficient. It does not adequately capture the difference between sequential (`>>=`) and concurrent `(|||)` composition of PSM.

Our interest is on the determinacy of concurrent (in-place, non-monotonic) memory updates. Note that LVars and IVars provide deterministic concurrency in the more general understanding of “concurrency” [35] where “Parallelism always involves concurrency”. The point in relation to LVars and IVars is that PSM achieves determinacy from commutation (confluence) of actions, which is an operational concept (λ -calculus), not via monotonicity in abstract lattice structures (domain theory). The former permits general destructive updates, the latter only monotonic updates. Having said that, we do not exclude the possibility that the synchronisation mechanism of PSM might be encodable into LVars by monotonic threshold operations on abstract lattices. In fact, we believe this is the case. However, such “deep” encoding would be a purely theoretical exercise rather than practically useful.

The well-known Yampa library [27], based on stream abstractions in pure Haskell, lives outside of the `IO` monad. All user-interaction is packaged in an external “GUI/reactimate” function that is composed with the application code to form a closed system. Since the code is executed in a sequential fashion, determinacy is trivially satisfied. Recent work on Yampa, called *Monadic FRP*, introduces monadic `IO` into the reaction function at each step of the stream production [29]. This breaks the determinism guarantee. It would be instructive to refactor Monadic FRP into PSM, where we can express sharing of memory resources and concurrent decomposition, with full control over the external reactivity of the program and still ensure determinate behaviour.

Deterministic parallel programming like concurrent revisions [7], VHDL [17] or ForeC [39] use special forms of shared memory in which (essentially) concurrent writes are permitted but reads are delayed by a clock cycle. Since reads are delayed, no precedence between read and write need to be scheduled and coherence is trivial. We believe that basic mechanism of concurrent revisions can be captured in PSM for general data structures through access policies.

We do not address space-time leaks arising from dynamic memory allocation as studied, e.g., by [18]. In our future theoretical work we plan to investigate extension of typing disciplines such as [11, 26] for PSM in order to verify the absence of time-leaks (causality deadlock) that arise from the access policies of PSM.

We deliberately focussed on concurrency abstractions (as opposed to parallel programming) where performance is not the main concern. Performance tests regarding the overhead introduced by our enriched PSM scheduling mechanism would certainly be useful. Since our code is a first functional prototype, performance optimisations are not our priority, at this stage.

We found STM a most natural abstraction for implementing policy-controlled scheduling which essentially reduces precedence of transactions to blocking on retry plus clock synchronisation. For better performance, it may be possible to integrate precedence blocking directly as an extension of STM.

Concerning the existing implementation, there is certainly potential for optimisations. Parts of the core scheduling engine could be refactored with MVars or barrier locking in IORefs. Also, currently we maintain a single thread tree through which all threads and all PSMVars are linked with each other. Where this dependency matrix is sparse, better run-time structures would preserve a loose coupling. Specifically, PSMVar structures (such as data-flow buffers and queues) that are coherent for precedence-free policies (only blocking on state) do not need to be synchronised by the clock. Clusters of threads that are coupled only through precedence-free objects could run asynchronously with independent local clocks. This leads to an obvious refinement of PSM to globally asynchronous, locally synchronous scheduling with multiple clocks. We leave this to future work.

REFERENCES

- [1] J. Aguado, M. Mendler, M. Pouzet, P. S. Roop, and R. von Hanxleden. 2018. Deterministic Concurrency: A Clock-Synchronised Shared Memory Approach. In *Proc. ESOP 2018*. 86–113.
- [2] T. Altenkirch, J. Chapman, and T. Uustalu. 2010. Monads need not be endofunctors. In *Conf. Foundations of Software Science and Computation Structures FoSSaCS 2010*. 297–311.
- [3] S. A. Asadollah, D. Sundmark, S. Eldh, H. Hansson, and W. Afzal. 2016. 10 Years of research on debugging concurrent and multicore software: a systematic mapping study. *Software Quality Journal* (2016), 1–34.
- [4] A. Benveniste, P. Caspi, S.A. Edwards, N. Halbwachs, P. Le Guernic, and R. de Simone. 2003. The Synchronous Languages Twelve Years Later. In *Proc. IEEE*, Vol. 91. IEEE Press, 64–83.
- [5] G. Berry. 2000. The Foundations of Esterel. In *Proof, Language and Interaction: Essays in Honour of Robin Milner*. MIT Press, 425–454.
- [6] G. Berry, C. Nicolas, and M. Serrano. 2011. Hiphop: A Synchronous Reactive Extension for Hop. In *Proc. PLASTIC’11*. ACM, 49–56.
- [7] S. Burckhardt, D. Leijen, M. Fähndrich, and M. Sagiv. 2012. Eventually consistent transactions. In *Proc. ESOP’12*. 67–86.
- [8] P. Caspi and M. Pouzet. 1996. Synchronous Kahn networks. In *Proc. International Conference on Functional Programming (ICFP’96)*. ACM Press, New York, NY, USA, 226–238.
- [9] J.-L. Colaço, B. Pagano, and M. Pouzet. 2017. SCADE 6: A Formal Language for Embedded Critical Software Development (Invited Paper). In *Proc. TASE’17*. Inria Sophia Antipolis, France, 1–17.
- [10] J. Eker, J. W. Janneck, E. A. Lee, Jie Liu, Xiaojun Liu, J. Ludvig, S. Neuendorffer, S. Sachs, and Yuhong Xiong. 2003. Taming Heterogeneity—The Ptolemy Approach. *Proc. IEEE* 91, 1 (Jan 2003), 127–144.
- [11] A. Guatto. 2018. A Generalized Modality for Recursion. In *Proc. Symposium on Logic in Computer Science (LICS’18)*. ACM, 482–491.
- [12] P. Haller, S. Gieries, M. Eichberg, and G. Salvaneschi. 2016. Reactive Async: Expressive deterministic concurrency. In *Proc. SCALA’16*. Amsterdam, Netherlands, 11–20.

- [13] T. Harris, S. Marlow, S. Peyton-Jones, and M. Herlihy. 2005. Composable memory transactions. In *Proc. PPoPP'05*. ACM, 48–60.
- [14] J. Hughes. 2000. Generalising monads to arrows. *Science of Computer Programming* 37 (2000), 67–111.
- [15] R. Jung, J-H. Jourdan, R. Krebbers, and D. Dreyer. 2017. RustBelt: Securing the Foundations of the Rust Programming Language. *Proc. of the ACM on Programming Languages* 2, POPL, Article 66 (2017), 34 pages.
- [16] G. Kahn. 1974. The semantics of a simple language for parallel programming. In *Information Processing: Proceedings of the IFIP Congress '74*. North-Holland, 471–475.
- [17] C. D. Kloos and P. Breuer (Eds.). 1995. *Formal Semantics for VHDL*. Kluwer.
- [18] N. R. Krishnaswami. 2013. Higher-Order Functional Reactive Programming without Spacetime Leaks. In *Int. Conf. on Functional Programming (ICFP'13)*. ACM, New York, NY, USA, 221–232.
- [19] L. Kuper and R. Newton. 2013. LVars: lattice-based data structures for deterministic parallelism. In *Functional High-Performance Computing*. ACM, New York, NY, USA, 71–84.
- [20] E. A. Lee. 2006. The problem with threads. *Computer* 39, 5 (2006), 33–42.
- [21] Edward A. Lee, Stephen Neuendorffer, and Gang Zhou. 2014. Dataflow. In *System Design, Modeling, and Simulation using Ptolemy II*, Claudius Ptolemaeus (Ed.). Ptolemy.org. <http://ptolemy.eecs.berkeley.edu/books/Systems/chapters/Dataflow.pdf>
- [22] Edward A. Lee, Stephen Neuendorffer, and Gang Zhou. 2014. Synchronous-Reactive Models. In *System Design, Modeling, and Simulation using Ptolemy II*, Claudius Ptolemaeus (Ed.). Ptolemy.org. <http://ptolemy.eecs.berkeley.edu/books/Systems/chapters/Dataflow.pdf>
- [23] H. Liu, E. Cheng, and P. Hudak. 2009. Causal commutative arrows and their optimization. In *Proc. International Conference on Functional Programming (ICFP '09)*. ACM, 35–46.
- [24] S. Marlow. 2012. Parallel and Concurrent Programming in Haskell. In *CEFP 2011*. 339–401.
- [25] S. Marlow, R. Newton, and S. Peyton-Jones. 2011. A Monad for Deterministic Parallelism. *SIGPLAN Not.* 46, 12 (sep 2011), 71–82.
- [26] H. Nakano. 2000. A modality for recursion. In *Proc. Symposium on Logic in Computer Science (LICS'00)*. ACM, 255–266.
- [27] H. Nilsson, A. Courtney, and J. Peterson. 2002. Functional reactive programming, continued. In *Haskell Workshop*. ACM, 51–64.
- [28] R. Paterson. 2001. A new notation for arrows. In *Proc. International Conference on Functional Programming (ICFP 2001)*. ACM, 229–240.
- [29] I. Perez, M. Bärenz, and H. Nilsson. 2016. Functional Reactive Programming, Refactored. *SIGPLAN Not.* 51, 12 (September 2016), 33–44.
- [30] S. Peyton-Jones, A. Gordon, and S. Finne. 1996. Concurrent Haskell. In *Proc. POPL '96*. ACM, 295–308.
- [31] Claudius Ptolemaeus (Ed.). 2014. *System Design, Modeling, and Simulation using Ptolemy II*. Ptolemy.org. <http://ptolemy.org/books/Systems>
- [32] T. R. Shiple, G. Berry, and H. Touati. 1996. Constructive Analysis of Cyclic Circuits. In *Proc. EDTC'96*. Paris, 328–333.
- [33] S. Smyth, Chr. Motika, K. Rathlev, R. von Hanxleden, and M. Mendler. 2017. SCEst: Sequentially Constructive Esterel. *ACM TECS—Special Issue on MEMOCODE 2015* 17, 2 (Dec. 2017), 33:1–33:26.
- [34] Esterel Technologies. 2005. *The Esterel v7 Reference Manual Version v7_30 – initial IEEE standardization proposal*. Technical Report. Esterel Technologies, 679 av. Dr. J. Lefebvre, 06270 Villeneuve-Loubet, France.
- [35] A. Turon. 2013. *Understanding and expressing scalable concurrency*. Ph. D. Dissertation. Northeastern University.
- [36] L. G. Valiant. 1990. A bridging model for parallel computation. *Commun. ACM* 33, 8 (August 1990), 103–111.
- [37] R. von Hanxleden, B. Duderstadt, C. Motika, S. Smyth, M. Mendler, J. Aguado, S. Mercer, and O. O'Brien. 2014. SCCharts: Sequentially Constructive Statecharts for Safety-Critical Applications. In *Proc. PLDI'14*. ACM, Edinburgh, UK.
- [38] Ph. Wadler. 1992. The essence of functional programming. In *Proc. POPL '92*. ACM, 1–14.
- [39] E. Yip, P. S. Roop, M. Biglari-Abhari, and A. Girault. 2013. Programming and timing analysis of parallel programs on multicores. In *Proc. ACSD'13*. 160–169.

Appendix

The purpose of this appendix is to provide a commented description of the implementation of PSM. The appendix has three parts, [A–C](#). [Sec. A](#) covers the back-end infrastructure of PSM for policy-based thread scheduling extending the STM context of Haskell. [Sec. B](#) describes the main combinators exported as the application programming interface of the PSM context. The combinators give shared multi-threaded access to memory structures abstracted as instances of the `PSMType` type class. A few examples of primitive PSM memory abstractions are provided in [Sec. C](#). These `PSMVars` generalise the `MVar`, `TVar`, `IVar`, `LVar` of Haskell. These may be extended by other, more complex, data structures by library designers. The library designer is responsible for ensuring the coherence of the implementation of an abstract data structure relative to the published policy interface. The application programmer is responsible for ensuring policy-constructiveness of their programs on the other side of the interface. The appendix also contains an example of a PSM program in [Sec. C.4](#). It demonstrates the use of Esterel-style temporary signals coded as `PSMVars`.

Note that the implementation presented here is slightly extended over the submitted research paper. It also implements a combinator `repUntil` for unguarded repeat loops, i.e. loops which can run through an unbounded number of iterations without pausing. In the research paper we assume that loops are expressed via ordinary Haskell recursion. This, however, requires that each iteration of the loop is broken by a pause synchronisation, like in standard synchronous languages (Esterel, Lustre etc). With `repUntil` this restriction is now lifted. An arbitrary amount of iterated memory accesses can be exercised within one synchronous tick.

This extended code documentation together with the source code will be made available online and as a github (or similar public) repository.

Smallprint: This file is produced by LaTeX from a Literate Haskell file, i.e. a file that contains both the Haskell source code as well as its LaTeX documentation. In this way, we can guarantee that the available Haskell code is complete and type correct. However, for conciseness, we do not always expose the full Haskell code in our LaTeX description, but a slightly cleaned-up version. In particular, all instrumentation, such as for debugging, has been removed to reduce clutter. The disadvantage is that the following text may contain some typos that were introduced inadvertently as a result the code duplication.

A THE PSM SCHEDULING CONTEXT

`PSMTypes` when wrapped under `PSMVar` are abstract and cannot be used directly. They can be accessed only within the PSM scheduling context, just like `MVars` can be read and written only inside the STM monad context. Although PSM is not a monad it behaves almost like a monad. To export this structure into the Haskell context we provide three type operators `PSMVar`, `PSMVal` and `PSM` which together implement the required scheduling control.

Manuscript submitted to ACM

A.1 The PSMVar and PSMVal type Operators

Each PSMVar that is to be passed to a function needs to be protected by a wrapper that adds prediction information from the context (that has access to the PSMVar) outside of and concurrent to the thread evaluating the function. Likewise, the expected accesses arising from the function application must be communicated to the concurrent environment. This is done by encapsulating a variable inside a type operator PSMVar which adds essentially two things: A unique identifier of type PSMVarId for the PSMVar to identify it to the scheduler and a prediction table of type PSMVarPotMap that contains all potential method accesses to the given PSMVar by all threads that have access to it.

```
data PSMVar a = Idle | Active PSMVarId (PSMState a) (TVar PSMVarPotMap)
```

```
PSMVarPotMap = Map ThreadId (Prediction, Prediction)
data PSMVarId = PSMVarId Int deriving (Show, Read, Eq, Ord)
type Prediction = Map PSMVarId Int
```

The type PSMVar has two constructors Idle and Active. They represent the two phases of evaluation for a PSMVar. Only in the Active phase the PSMVar is allocated in memory and accessible for evaluation. It is here where the TVar PSMVarPotMap stores the prediction for scheduling control. The prediction over-approximates the potential memory accesses still to be expected by all running threads during the current macro-step. We also call this the (*capability*) *potential* in analogy with the terminology introduced by Boussinot for synchronous programming. The potential is contained in a map Map ThreadId (Prediction, Prediction) that associates two method counters Prediction for each ThreadId. Suppose the prediction of an active vId::PSMVarId is pred::PSMVarPotMap. For a running thread tId::ThreadId and method mId::MethodId, the first of these fst(pred!tId)!mId::Int tells us how many times tId may still execute mId on any instantaneous control-flow path, until completion, and without repeating any program loop (repUntil). Each time tId executes mId, this counter is decremented by the thread. The second counter snd(pred!tId)!mId::Int is for keeping track of how many backward loops might still be taken by the thread, before completion, which would reintroduce a potential for executing mId. If all loops are guarded by pauses, i.e., there is no instantaneous control-flow loop, then this second counter is always 0 and can be ignored in the scheduling. This is what we assume in the accompanying research paper.

The potential pred::PSMVarPotMap in the PSMVar gets updated every time (i) a new thread with access to the PSMVar is spawned, (ii) a method is executed on the PSMVar, (iii) a conditional branching is evaluated, (iv) a loop is repeated or exited or (v) a new synchronous macro-step is started. Idle is used for PSMVars which are already in the prediction of a thread but not yet allocated and thus not yet active. The reference gets destroyed when the thread which allocated the variable leaves the local scope of the variable or dies.

In contrast to PSMVar which is wrapping volatile shared memory in PSM, the type operator PSMVal is wrapping thread-local pure values. The PSMVal type operator is duplicating the Maybe monad by virtue of the following declarations:

```

data PSMVal a = Bot | PSMVal a

instance Functor PSMVal where
  fmap f Bot = Bot
  fmap f (PSMVal v) = PSMVal (f v)

instance Applicative PSMVal where
  pure = PSMVal
  Bot <*> _ = Bot
  _ <*> Bot = Bot
  (PSMVal f) <*> (PSMVal v) = PSMVal (f v)

instance Monad PSMVal where
  Bot >>= f = Bot
  (PSMVal v) >>= f = f v

```

The monad structure of `PSMVal` induces natural syntax to embed ordinary Haskell evaluations inside the PSM context. For instance, suppose we have a value `val :: PSMVal Int` returned from a method call and want to test if this value is equal to `59 :: Int`, returning a `PSMVal Bool` that can be used to control the evaluation of a conditional control-flow in a PSM process. With the applicative structure we can write this test predicate as

```
pure (==) <*> val <*> pure 59
```

or in monad syntax

```
do x ← val; return (x == 59).
```

Any Haskell function of type

$$f :: a_1 \rightarrow a_2 \rightarrow \dots \rightarrow a_n \rightarrow b$$

thus lifts to a function of type

```

liftn f :: PSMVal a1 → PSMVal a2 → ⋯ → PSMVal an
liftn f = λ xv1 xv2 ⋯ xvn → do x1 ← xv1; x2 ← xv2; ...; xn ← xvn; return f x1 x2 ⋯ xn

```

A.2 The PSM Type Operator

The type operator `PSM` provides the synchronisation context for the evaluation of a thread in a concurrent environment. A PSM process `proc :: PSM a`, where

```
data PSM a = PSM (ThrdPSMVarMap, TVar ThrdEnv → ThrdPSMVarMap → IO a)
```

Manuscript submitted to ACM

when it is installed and executed will produce a value of type $\text{IO } a$ upon termination. A process value $\text{proc} :: \text{PSM } a$ is a pair $\text{proc} = \text{PSM}(\text{pred}, \text{act})$ where the first component $\text{pred} :: \text{ThrdPSMVarMap}$ is a *prediction* of type

```
type ThrdPSMVarMap = Map CmplId (Map PSMVarId Prediction)
newtype CmplId = CmplId Int
type Prediction = Map MethodId Int
```

The process' *prediction* pred summarises all the PSMVar memory accesses potentially made in the evaluation of the process' *action* act during the first macro step if and when act is run. The prediction is relevant at the moment when (i) act is started in a freshly forked thread, (ii) at the start of a new tick of a pausing thread, or (iii) when a loop is reentered through a backward control-flow edge. The prediction pred is used by the main thread to initialise the barrier counters (i.e., the potential) of the active PSMVars. This prevents the concurrent environment from premature accesses that conflict with proc according to the scheduling policy.

A ThrdPSMVarMap is a map containing a method counter Prediction for each way in which the action may complete, indexed by CmplId , and each PSMVar indexed by PSMVarId (see below). A prediction $\text{pred} :: \text{ThrdPSMVarMap}$, in particular, provides a prediction of the completion codes for the action. We use the three completion codes, viz. 0 for instantaneous *termination*, 1 for *pausing* and 2 for *looping*. If code 0 is present as a key in pred , i.e., if $\text{member } (\text{CmplId } 0) \text{ pred} == \text{True}$ then the action has an instantaneous control-flow path ending in termination. We call these paths *through paths*. If code 1 is present, the action contains a *sink path*. This is a control-flow path that ends in a pause instruction. Finally, the presence of completion code 2 indicates that the action can potentially execute an instantaneous loop. The completion information is needed to compute the method predictions for sequential composition of actions.

The second component $\text{act} :: \text{TVar ThrdEnv} \rightarrow \text{ThrdPSMVarMap} \rightarrow \text{IO } a$ of a process is the evaluation *action*. For compositionality, the action act is generic and can be instantiated to a particular execution context, consisting of a reference to a thread context TVar ThrdEnv and a prediction map ThrdPSMVarMap . These capture the context of threads *concurrent* with act and the *sequential* context of the action. In an application $\text{act } \text{ctxRef } \text{cntPred} :: \text{IO } a$ the former is captured by a given thread environment stored in $\text{ctxRef} :: \text{TVar ThrdEnv}$ and the latter by a thread prediction $\text{cntPred} :: \text{ThrdPSMVarMap}$. The thread context ctxRef contains references to the current thread tree and to a global map listing all the PSMVars owned by each thread. The structure of ThrdEnv is described below in section Sec. A.4. The second argument cntPred of type ThrdPredMap represents the predictions for the processes sequentially downstream from act . These must be passed to act so it can set the potentials for the next macro-step when the control flow pauses inside act .

The separation into prediction and action applies generally to all PSM type operators. The parameters PSMVar and PSMVal of a generic PSM process

```
proc :: PSMVar a  $\Rightarrow$  PSMVar a  $\rightarrow$  PSMVal b  $\rightarrow$  PSM c
```

also have predictions and actions, except that these are degenerated in different ways. The prediction of `PSMVar a` is the identifier of the reference and the action is the memory structure `a`. The prediction of a `PSMVal b` is the unit type `()` and the action of a `PSMVal b` is a value of type `b`. Then, `proc` is a *layered* (2-stage) function such that the prediction of `proc var val` only depends on the predictions of `var` and `val` while the action of `proc var val` may depend on both the predictions and the action of `var` and `val`. In effect, this means that the prediction of the process `proc var val` only depends on the identifier of the reference `var` but not on the memory value of `var` or the value of `val`. In other words, we can extract the prediction of `proc var val` without knowing the values of `var` or `val`. This is explained further in the next section [A.3](#).

The tracking of predictions and potentials manipulates method counters `Prediction`. These naturally form a commutative group, with neutral element, addition and subtraction:

```
zeroPred :: Prediction
zeroPred = empty
addPred :: Prediction → Prediction → Prediction
addPred = unionWith (+)
subPred :: Prediction → Prediction → Prediction
subPred = unionWith (-)
```

The binary operation `addPred` is used to combine predictions from concurrent and sequential threads during the prediction phase, or to recharge potentials upon loop reiteration. Subtraction `subPred` is used to reduce potentials during the action phase, as the control flow moves forward, e.g., when method calls are executed or loops are exited. The constant `zeroPred` is the neutral element for `addPred`. Furthermore, we need maximum operation and difference for control-flow branching:

```
maxPred :: Prediction → Prediction → Prediction
maxPred = unionWith max
diffBranchPred :: Prediction → Prediction → Prediction
diffBranchPred pred1 pred2 =
  let apred2 = union pred2 pred1 in
    unionWith (λx y → if x >= y then 0 else y-x) pred1 apred2
```

The maximum `maxPred` is used to over-approximate the predictions of a conditional statement, or generally where control flow branches depend on computed values during the action phase. The “difference” `diffBranchPred pred1 pred2` computes for each method the value by which the over-approximation `maxPred pred1 pred2` must be reduced if the prediction `pred2` can be excluded when a conditional branch is taken, thereby eliminating `pred2` from the current potential.

Note that the function `unionWith` (from module `Data.Map`) acts neutrally for all keys that are contained in only one of the two maps. However, for methods occurring in `pred1` but not in `pred2` the “difference” should be 0. Therefore, we must use `apred2 = union pred2 pred1` instead of `pred2`.

A.3 Running a PSM Method (callVal and bindVar)

Suppose we have a process $\text{PSM } (a \rightarrow b)$ computing a function inside the PSM context and receive a value $\text{PSMVal } a$ from a method call. To apply the function to the value we use the `callVal` combinator:

```
callVal :: PSM (a → b) → PSMVal a → PSM b
callVal (PSM (fPred, fAct)) (PSMVal v) = PSM (fPred, act) where
  act ctxRef cntPred = do
    f ← fAct ctxRef cntPred
    return $ f v
callVal (PSM (fPred, fAct)) Bot = PSM (fPred, act) where
  act _ _ = error "callVal: undefined value parameter"
```

The application `callVal fProc (PSMVal v)` with $fProc = \text{PSM } (fPred, fAct)$ has the same prediction for memory accesses as the process `fProc` that computes the function. This prediction `fPred` is passed out directly. The action `act` of the application first executes the action `fAct` that obtains the function and then applies the computed function `f` to the value `v`. As long as the value is undefined, the application `callVal fProc Bot` has a prediction, too, which is the prediction of the function process `fProc`. The action, however, is undefined in this case and will never be executed. We raise an error if this happens for diagnostics.

All STM transactions can be embedded as atomic actions inside PSM, wrapping the atomically operator of STM:

```
evalSTM :: PSM (STM a) → PSM a
evalSTM (PSM (pred, act)) = PSM (pred, act') where
  act' ctxRef cntPred = do
    stm ← act ctxRef cntPred
    atomically stm
```

Using `evalSTM` we can make STM actions interact with each other concurrently in `I0`, under the protection of the PSM context. Memory access methods in PSM are generated with `evalSTM` from STM transactions that depend on external parameters.

To construct a method `m` for a `PSMVar a` such that $b = \text{PSMVarMtdIn } a \ m$ and $d = \text{PSMVarMtdOut } a \ m$ we use the operator

```
runSTMtd :: PSMTyp p ⇒ Method p a b →
  (PSMState p → a → STM b) →
  PSMVar p → PSMVal a → PSM b

runSTMtd mtd f p b =
  bindVar mtd g p where
    g = λpp → evalSTM $ callVal (callVal (pure m) pp) b
```


The function `runSTMtd` renders a functional STM transaction `f mtd :: a -> b -> STM d` programmed in the ambient Haskell context for a `PSMVar p` and method argument `b` for execution in the PSM context. The wrapped PSM method `runSTMtd mtd f` has type `PSMVar a -> PSMVal b -> PSM d`. This is a method that can be called on a `PSMVar a` with a method value parameter `PSMVal b` and it produces a return value of type `d` in the protected PSM context.

The main code for accessing a `PSMVar` resides in the `bindVar` function. It extracts from a variable `PSMVar a` a value `PSMVal a`. This access can be associated with a method index `MethodId` and is scheduled, with this index, under the policy of the `PSMType a`.

```

1 bindVar :: PSMType a => Method a d c -> (PSMVal (PSMState a) -> PSM b) -> PSMVar a -> PSM b
2
3 bindVar mtd f (Active vId _ pvar predMapRef) = PSM(pred', act') where
4   PSM(pred, _) = f Bot
5   pred' = Map.map (\p -> unionWith addPred
6     (Map.singleton vId (fromList [(mtd, 1)])) p) pred
7   act' ctxRef cntPred = do
8     let PSM(_, act) = f (PSMVal pvar)
9     -- check enabledness
10    thrdPath <- atomically $ waitForEnabled mtd vId pvar predMapRef ctxRef
11    -- execute function call
12    x <- act ctxRef cntPred
13    -- adjust prediction
14    atomically $ do
15      predMap <- readTVar predMapRef
16      let canDn (potCnt, recCnt) = Just $
17        -- reduce the transient count, keep recurrent count
18        (adjust (\x -> x - 1) (methodId mtd) potCnt, recCnt)
19      writeTVar predMapRefx $ Prelude.foldr (update canDn) predMap thrdPath
20    -- return method result
21    return x
22
23 bindVar _ f (Idle sId) = PSM (pred', act') where
24   PSM(pred', _) = f Bot
25   act' _ _ = error $ "bindVar: cannot execute on idle pvar" ++ sId

```

The application `bindVar mtd f pvar` generates a process `PSM(pred', act')` to execute the method body `f` with method index `mId` on the `pvar`, which may be `Active` (lines 3–21) or `Idle` (lines 23–25). The prediction `pred'` for this access on an active/allocated `PSMVar` takes the prediction `pred` of the method body `f` (line 4)

and increments the counter for `mtd` by 1 (line 5–6). For an `Idle` and thus inactive or non-allocated `PSMVar`, the prediction of all other `PSMVars` in the method body is simply passed back unchanged (lines 23–24).

Let us look at the memory actions. First note that we never execute a method `f` on a `PSMVar` which is `Idle` or in the process of being allocated, hence the error message in line 25. The PSM action `act'` for the `Active` case is seen in lines 7–21. It performs the following steps:

- Line 8–10: We extract the action of the method `f` on the `PSMVar` and wait for enabledness of the method call on `PSMVar` with identifier `vId`.
- Line 12: When the method is enabled, then we execute the action `act` of `f` which returns a value `x`.
- Lines 14–19: We adjust the potential for the executing thread since the method just executed now is no longer part of the prediction. For this, we decrement the method count with `canDn` for the given thread and all its ancestors (obtained as `thrdPath` in line 10) in the potential `predMap` of the `PSMVar`. We reduce the potentials for the thread's ancestors since each method call of a thread counts also as a method call of its ancestors. In this way, the enabling test for a thread only needs to visit the *direct* children of the thread's ancestors, rather than *all descendants* of every ancestor. The function `canDn` (lines 16–18) implements the change of potential that happens when the method `mId` is executed. More precisely, this is decrementing the barrier counter `potCnt` for the transient calls to `mtd` but keeps the barrier counter `recCnt` for predicted recurrent calls.
- Line 21: Finally, the return value is passed back.

The blocking of `bindVar` is achieved in the STM monad using the auxiliary function `waitForEnabled` in line 10. This function is defined thus:

```

1
2  waitForEnabled :: PSMTyp e p =>
3    Method p a b -> PSMVarId -> PSMState p -> TVar PSMVarPotMap -> TVar ThrdEnv -> STM [ThrdId]
4  waitForEnabled mtd vId pvar predMapRef ctxRef = do
5    ctx <- readTVar ctxRef
6    let (TTreeNode (_, _, _, _, pVarGlobMapRef, _) _ _ _ _) = ctx
7    pVarGlobMap <- readTVar pVarGlobMapRef
8    if not (member vId pVarGlobMap)
9      then error "waitForEnabled: PSMVar not known"
10     else do
11       pVarxPredMap <- readTVar predMapRef
12       (concThrds, thrdPath) <- collectSpine (\(x, _, _, _, _, _) -> x) ctxRef
13       let (potCnt, recCnt) = collectPSMVarPot concThrds pVarxPredMap in do
14         c <- enabled mtd pvar potCnt recCnt
15         if c then return thrdPath else retry

```

- In lines 5–10 we check that the PSMVar with identifier `vId` is actually accessible and fully instantiated in memory. This is for code robustness only, as in a well-formed program obtained through the exported abstract interface this should never fail.
- Lines 11–13 collect the potential on the PSMVar currently recorded by all concurrent threads. For this we need to traverse the thread tree in the environment. We use the function `collectSpine` (from the `TTree` package)⁶ to get hold of all concurrent threads and then the function `collectPSMVarPot` to aggregate all their predictions, both transient and recurrent:

```
collectPSMVarPot :: [ThrdId] → PSMVarPotMap → (Prediction, Prediction)
collectPSMVarPot tIds pMap =
  Prelude.foldr add2Potential (zeroPred, zeroPred) $
    Prelude.map thrdToPSMVarPot tIds where
      add2Potential (x1, y1) (x2, y2) = (addPred x1 x2, addPred y1 y2)
      thrdToPSMVarPot tId = findWithDefault (zeroPred, zeroPred) tId $ pMap
```

- The enabled test for the method is performed in line 14–15. When it succeeds, we return the thread identifiers of all ancestors in the return value `thrdPath`. Otherwise, we use the retry combinator of the STM monad to abandon the evaluation and retry until it succeeds. This may never happen, though, if the program is not policy-constructive (this can be checked by static program analysis in an approximate way, see e.g. [1]). We assume that all PSM programs have been statically verified to be policy-constructive. In the current prototype implementation we leave the check for deadlocks to the STM scheduler. In an advanced version we plan to catch this in the PSM context. A natural solution would be to use Template Haskell to implement static schedulability analysis on the PSM structure, similar to constructiveness analyses in synchronous programming. It will further be interesting to see if Haskell’s template mechanism can be leveraged to make PSM look like a monadic extension, essentially hiding the use of `PSMVal`.

The central enabled predicate to check if a method identifier `mId` on a `PSMType a` can proceed under a potential `potCnt` and `recCnt` is defined thus:

```
1 enabled :: PSMType a ⇒ Method a b c → PSMState a → Prediction → Prediction → STM Bool
2 enabled mtd pvar potCnt recCnt = do
3   let totalPotential = addPred potCnt recCnt
4   maybeInhibs ← prec pvar (methodId mtd)
5   case maybeInhibs of
6     Nothing → return False
7     Just inhibs → return $
8       and (Prelude.map (λb → findWithDefault 0 b totalPotential ≤ 0) inhibs)
```

⁶The `TTree` module is not described here. It provides triply-linked trees to store and navigate in the thread tree. It links each node to its parent, children and siblings.

It first sums up the transient count and recurrent count of methods (line 3), looks up the method indices in the policy of the `PSMType a` that take precedence over `mId` (line 4) and then checks that if there are any inhibitors, the total method count in the potential for these inhibitors is zero (lines 5–8).

The special case of `bindVar` above in which the method `f` to receive the value from the `PSMVar` is the “identity method” `val :: PSMVal a -> PSM a` yields the var function

```
var :: PSMType a => Method a b c -> PSMVar a -> PSM (PSMState a)
var mtd = bindVar mtd val
```

This function represents the direct access to a `PSMVar` inside the `PSM` context. The `bindVar` function can be obtained from `var` and action sequencing (`>>>=`) that will be introduced below in Sec. B.8.

A.4 Threads

All active threads are linked with each other on a (binary) tree of nodes, the *thread environment* `ThrdEnv`:

```
type ThrdEnv = TTree ThrdTTreeNode
```

Each node in this tree has type `ThrdTTreeNode` and stores the information to identify the process thread running in it:

```
type ThrdTTreeNode = (ThrdId, ThrdStatus, TVar PSMVarGlobMap, TVar PSMVarLocMap)
```

More specifically, each thread node `ctx :: ThrdTTreeNode` has the components

```
ctx = (tId, tSt, pVarGlobMap, pVarLocMap)
```

where `tId :: ThrdId` is the thread’s id, `tSt :: ThrdStatus` its thread status, `pVarGlobMap :: TVar PSMVarGlobMap` a reference to the accessible `PSMVars` and `pVarLocMap :: TVar PSMVarLocMap` the map of `PSMVars` locally created by the given thread at hand. To access the thread status there are getter and setter functions such as

```
getStatus    :: ThrdEnv -> ThrdStatus
setStatus    :: ThrdEnv -> ThrdStatus -> ThrdEnv
isStatus     :: ThrdEnv -> ThrdStatus -> Bool
getThreadId  :: ThrdEnv -> ThreadId
```

The derived getter and setter actions for the status on mutable references are called

```
getStatusRef :: TVar ThrdEnv -> STM ThrdStatus
setStatusRef :: TVar ThrdEnv -> ThrdStatus -> STM ()
```

The node tree `ThrdEnv` stores the current `PSM` execution environment at any moment. Each node in the tree corresponds to an active thread. Only the leaves of the thread tree are the currently active `PSM` processes. The inner nodes of the tree are parent threads executing a *synchroniser* (named `syncTChildren`, see below) to wait for completion of their children. They also connect to the `PSM` continuation processes that get activated when the forked children terminate and join.

Each process thread keeps a global reference map `PSMVarGlobMap` of those `PSMVars` that are known and accessibly in this thread and a-fortiori, by transitive scoping, by its descendants. The `PSMVars` accessible in a thread are those which have been instantiated by this thread or any of its ancestors. We use existential types to abstract from the particular `PSMVar` type. Every `PSMVar` can be embedded into the type of all `PSMVars` via the `AnyPSMVar` constructor. The global map is then given as type `PSMVarGlobMap`. In addition to the global map `PSMVarGlobMap` we also keep a separate record of the local `PSMVars` that were allocated by this process thread and thus are accessible exclusively by the thread itself and its descendants. These `PSMVars` are listed in a map with type `PSMVarLocMap`. However, since they are also contained in `PSMVarGlobMap`, the local map only stores the `PSMVarIds` as keys but not any values.

```
data AnyPSMVar = forall p. PSMType p => AnyPSMVar (PSMVar p)
```

```
type PSMVarGlobMap = Map PSMVarId (TVar AnyPSMVar)
```

```
type PSMVarLocMap = Map PSMVarId ()
```

Besides the references to accessible `PSMVars`, each process thread has a status `ThrdStatus`

```
data ThrdStatus =
  Init ThrdPSMVarMap | Start | Running | Terminated | Pausing ThrdPSMVarMap | Kill | Exiting
```

which is used to synchronise the thread with its concurrent environment, using its ancestors as proxies. This synchronisation controls forking and joining of threads, including the deletion of all `PSMVars` that a terminating thread may have allocated during its lifetime. Also, the `ThrdStatus` helps to implement the synchronous lock-step execution of all active threads along sequences of macro-steps. The life cycle of a thread is depicted in Fig. 10. Each active thread begins its life with status `Init` where it waits to be started. With the `ThrdPSMVarMap` parameter of the `Init` status, the new thread communicates to all other concurrent threads (any active thread that is not a descendant or an ancestor) a prediction of all methods calls it is potentially performing during the imminent macro-step. When the predictions have been installed in the potentials of the `PSMVars` by the thread's parent synchroniser, the parent will set the thread's status to `Start`. The child thread then advances its status to `Running`. In this status it executes its action and eventually completes with one of the three statuses `Terminated`, `Pausing` or `Exiting`. When `Pausing`, the thread registers a new prediction for the `PSMVar` accesses this thread is potentially going to perform during the next macro-step. When the thread is `Terminated`, its parent synchroniser will remove it from the thread environment and all the potentials registered in the `PSMVars` of the `PSMVarGlobMap`. Finally, a thread may also complete by `Exiting` when it wants the main program to stop. This is the only and most extreme case of an exception trap currently implemented in the `PSM` library. When a child thread sets its status to `Exiting`, the parent synchroniser distributes the exit signal all the way up the thread tree. The root synchroniser eventually transforms the stop signal into a `Kill` status that is propagated back down the thread tree. Every thread that is completed with a `Pausing` or `Exiting` status will detect the `Kill` signal from the parent. If this

is received, it immediately abandons its residual computation (using Haskell trap mechanism and a `PSMTrap` exception) and sets its own status to `Terminated`. In this way, any `Exiting` signal by any active leaf thread will eventually end up forcing all threads to finish their computations as in the regular PSM termination procedure. Likewise, the `Pausing` completion is passed up the thread tree and reflected back down by the root synchroniser as a `Start` signal to the (remaining non-terminated) leaf threads. These will then progress into their next macro-cycle, setting their statuses to `Running`, again. Note the lock-step synchronisation: When the status is `Init`, `Pausing` or `Exiting`, then the change of status is made by the parent, while the child is waiting. When the status is `Start`, `Running` or `Kill` the change is made by the child and the parent is waiting. The waiting mechanism for status change is implemented with the STM retry abstraction.

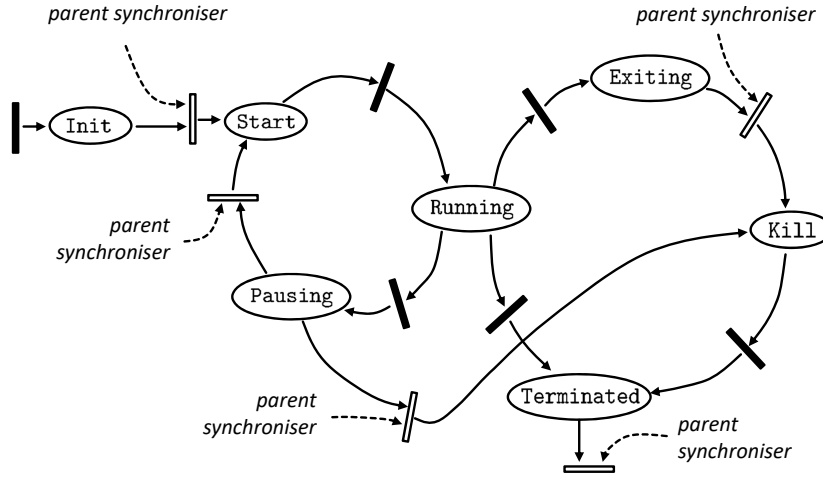


Fig. 10. The life cycle of an active thread as a Petri net. The places correspond to the statuses of the thread node. The solid transitions are the thread's synchronisation actions, the unfilled transitions are from the thread's synchronising parent.

A.5 Thread Environment

As indicated above, the `ThrdEnv` has two purposes, (i) as a central hub for collecting the concurrent predictions in order to control the access to shared `PSMVars` and (ii) to organise the synchronisation of concurrent threads for joining and pausing. The following auxiliary functions are central for thread synchronisation.

```
setPSMVarPot :: TVar ThrdEnv → ThrdPSMVarMap → STM ()
remThrdPot   :: TVar ThrdEnv → STM ()
addPSMVarPot :: TVar ThrdEnv → ThrdPSMVarMap → STM ()
subPSMVarPot :: TVar ThrdEnv → ThrdPSMVarMap → STM ()
exitPSMVarPot :: TVar ThrdEnv → ThrdPSMVarMap → STM ()
```

The first, `setPSMVarPot` publishes the given `ThrdPSMVarMap` as a fresh `PSMVar` potential for the executing thread in the current `ThrdEnv`. If a `PSMVar` mentioned in the `ThrdPSMVarMap` cannot be found, then a run-time

error is generated. The function `remThrdPot` is the opposite. It removes the current thread from all `PSMVars` in the `ThrdEnv`. It is called by a thread just before it terminates and removes itself from `ThrdEnv`. The function `addPSMVarPot` recharges the predictions of a loop body into the potentials of the current `PSMVar` context when loop body is reiterated. In this way, we ensure that the potential always corresponds to the worst-case count of methods that is remaining for the current execution of the loop body. While a `repUntil` loop is running and not exited, the potential keeps all method calls recurrent in the loop. The function `subPSMVarPot` subtracts predictions from the potential, e.g., when the control flow branches and thereby narrows down the possible outstanding method calls of the continuation code. The function `exitPSMVarPot` is called when a loop is exited, in order to discharge (subtract) the loop's recurrent prediction from the current `pvar` potential. In this fashion, the `repUntil` loop acts as a consumer of the recurrent counters (named `recCnt` in the code) just like each method call in the `var/bindVar` consumes from the transient counters (named `potCnt`). The code for these accounting functions is presented in the following.

```
setPSMVarPot = alterPSMVarPot predToPot
```

```
predToPot :: Map CmplId Prediction → Maybe (Prediction, Prediction) → Maybe (Prediction, Prediction)
```

```
predToPot pVarPred _ = (Just(potCnt', recCnt')) where
  potCnt' = Map.foldr addPred empty (delete (CmplId 2) pVarPred)
  recCnt'  = findWithDefault empty (CmplId 2) pVarPred
```

```
remThrdPot :: TVar ThrdEnv → STM ()
```

```
remThrdPot ctxRef = do
  ctx ← readTVar ctxRef
  let (TTreeNode (tId, _, pVarGlobMapRef, _) _ _ _ _) = ctx
  pVarGlobMap ← readTVar pVarGlobMapRef
  mapM_ (deleteThrd tId) pVarGlobMap where
    deleteThrd tId pVarRef = do
      AnyPSMVar pVar ← readTVar pVarRef
      let (Active _ _ _ predMapRefx) = pVar
      predMapx ← readTVar predMapRefx
      writeTVar predMapRefx $ delete tId predMapx
```

```
addPSMVarPot = alterPSMVarPotTrans addPredFn
```

```
addPredFn :: Map CmplId Prediction → Maybe (Prediction, Prediction) → Maybe (Prediction, Prediction)
```

```
addPredFn pVarPred Nothing = Nothing
```

```
addPredFn pVarPred (Just(potCnt, recCnt)) = Just (potCnt', recCnt') where
```

Manuscript submitted to ACM


```

potCnt' = addPred potCnt (Map.foldr addPred empty (delete (CmplId 2) pVarPred))
recCnt' = addPred recCnt $ findWithDefault empty (CmplId 2) pVarPred

exitPSMVarPot = alterPSMVarPotTrans exitPredFn

exitPredFn :: Map CmplId Prediction → Maybe (Prediction, Prediction) → Maybe (Prediction, Prediction)
exitPredFn pVarPred Nothing = Nothing
exitPredFn pVarPred (Just(potCnt, recCnt)) = Just(potCnt, recCnt') where
  recCnt' = subPred recCnt $ findWithDefault empty (CmplId 0) pVarPred

alterPSMVarPot :: (Map CmplId Prediction → Maybe (Prediction, Prediction)
  → Maybe (Prediction, Prediction)) → TVar ThrdEnv → ThrdPSMVarMap → STM ()
alterPSMVarPot alterFn ctxRef pred = do
  ctx ← readTVar ctxRef
  -- get map of all PSMVars registered in the node
  let TTreeNode (tId, _, pVarGlobMapRef, _) _ _ _ = ctx
  pVarGlobMap ← readTVar pVarGlobMapRef
  mapM_ (alterPred pVarGlobMap tId) pVars where
    -- collect all pvars in the prediction
    pVars = Map.foldr Data.union Data.empty (Map.map keysSet pred)
  alterPred pVarGlobMap tId vId = do
    let pVarPred = Map.map (findWithDefault empty vId) pred
    pVarRef = findWithDefault (error message) vId pVarGlobMap
    message = "alterPSMVarPot: unknown PSMVar access on " ++ show vId ++ " by thread " ++
show tId
    -- get current predMap from PSMVar
    AnyPSMVar pVar ← readTVar pVarRef
    let Active _ _ _ predMapRef = pVar
    -- current registered predictions
    predMap ← readTVar predMapRef
    -- insert thread and its prediction to PSMVar
    writeTVar predMapRef $ alter (alterFn pVarPred) tId predMap

alterPSMVarPotTrans ::
  (Map CmplId Prediction → Maybe (Prediction, Prediction)
    → Maybe (Prediction, Prediction)) → String → TVar String
    → TVar ThrdEnv → ThrdPSMVarMap → STM ()

```

```

alterPSMVarPotTrans alterFn s ioRef ctxRef pred = do
  ctx ← readTVar ctxRef
  let TTreeNode (tId, _, pVarGlobMapRef, _) _ _ _ = ctx
  pVarGlobMap ← readTVar pVarGlobMapRef
  mapM_ (alterPred pVarGlobMap tId) pVars where
    pVars = Map.foldr Data.union Data.empty (Map.map keysSet pred)
  alterPred pVarGlobMap tId vId = do
    let
      pVarPred = Map.map (findWithDefault empty vId) pred
      pVarRef = findWithDefault (error message) vId pVarGlobMap
      message = "alterPSMVarPotTrans: unknown PSMVar access on " ++ show vId
    (_, thrdPath) ← collectSpine (λ (x, _, _, _) → x) ctxRef
    AnyPSMVar pVar ← readTVar pVarRef
    let Active _ _ _ predMapRef = pVar
    adjustThrdPred tId = do
      predMap ← readTVar predMapRef
      writeTVar predMapRef $ alter (alterFn pVarPred) tId predMap
    mapM_ adjustThrdPred thrdPath

```

The synchronisation of threads with their parent synchroniser (or “join thread”) is managed via the functions `waitForInit`, `waitForStart`, `waitForKill`, `waitForStartOrKill` and `WaitForCompletion`. These are described next.

```

waitForInit :: TVar ThrdEnv → STM (ThrdPSMVarMap, ThrdPSMVarMap)
waitForInit ctxRef = do
  ctx ← readTVar ctxRef
  case ctx of
    TTreeNode _ _ _ (Just tleft) (Just tright) → do
      left ← readTVar tleft
      right ← readTVar tright
      case (getStatus left, getStatus right) of
        (Init predl, Init predr) → return (predl, predr)
      _ → retry

```

The STM transaction `waitForInit` is called by a synchroniser (in `syncTChildren`, see below) immediately after it has been started in order to wait for its children to become installed in the thread tree. When this happens, the transaction unblocks and returns the predictions of the children. These predictions are then entered into the potentials of the PSMVars by the synchroniser, before the children can begin.

```

waitForStart :: TVar ThrdEnv → STM ()

```

```

waitForStart ctxRef = do
  ctx ← readTVar ctxRef
  case getStatus ctx of
    Start → return ()
    _     → retry

```

The STM transaction `waitForStart` is called by a PSM action immediately after it has been forked (in `forkChild`, see below) and entered the stage with `Init` status. Using the `waitForStart` transaction, the new action blocks until the parent synchroniser sends the `Start` signal. Then it can start its action for the current macro-step.

```

waitForKill :: TVar ThrdEnv → STM ()
waitForKill ctxRef = do
  ctx ← readTVar ctxRef
  case getStatus ctx of
    Kill → return ()
    _    → retry

```

The STM transaction `waitForKill` is called by a thread after it has gone into `Exiting` mode. It blocks until the parent synchroniser sends the `Kill` signal. The blocked thread may itself be a synchroniser or an active leaf thread. In the former case, the unblocked synchroniser will forward the `Kill` signal to its children. In the latter case, if it is a leaf thread (executing the PSM action `kill`, see below), it will terminate prematurely and get itself removed from the `ThrdEnv` (in the `forkFinally` of the `forkChild`, see below).

```

waitForStartOrKill :: TVar ThrdEnv → STM Bool
waitForStartOrKill ctxRef = do
  ctx ← readTVar ctxRef
  case getStatus ctx of
    Start → return True
    Kill  → return False
    _     → retry

```

The function `waitForStartOrKill` is an STM action which is entered by a thread when it is in the `Pausing` status. It blocks until the status is set to either `Start` or `Kill` in the `ThrdEnv`. Again, this is done by the parent thread which is responsible for the synchronisation of the child thread with its siblings. When the child's thread status is thus set to `Start` by the parent synchroniser, the function `waitForStartOrKill` returns `True`. If the status is set to `Kill` it returns `False`. What happens then depends on the waiting thread. If the waiting thread is a synchroniser, it will pass the `Start` or `Kill` signal, respectively, to its children. If the waiting thread is a leaf (executing the PSM action `pause` or `wait`, see below) and the signal is `Start`, then the leaf will

move to Running and commence the action of the next macro-step . Otherwise, if the signal is Kill, the leaf thread will terminate prematurely and get removed from the ThrdEnv.

```
waitForCompletion :: TVar ThrdEnv → TVar ThrdEnv → STM (ThrdStatus, ThrdStatus)
```

```
waitForCompletion tleft tright = do
  left  ← readTVar tleft
  right ← readTVar tright
  case (getStatus left, getStatus right) of
    (statl@(Pausing _), statr@(Pausing _)) → return (statl, statr)
    (statl@(Pausing _), Terminated)      → return (statl, Terminated)
    (Terminated, statr@(Pausing _))      → return (Terminated, statr)
    (Terminated, Terminated)            → return (Terminated, Terminated)
    (Exiting, statr)                      → return (Exiting, statr)
    (statl, Exiting)                      → return (statl, Exiting)
    _                                     → retry
```

The transaction `waitForCompletion` is evaluated by a synchroniser in the Running status to wait for its children to complete the current macro-step. When this happens, the transaction returns the completion statuses of the children. The synchroniser will then set its own status accordingly and wait for its parent synchroniser to signal an appropriate continuation.

A.6 Thread Forking

The operator to fork processes is called `forkChild`. It takes a process `proc = PSM(pred, act)` and runs it as a child thread of a given parent node pointed to by reference `ctxRef :: TVar ThrdEnv`. The result is a concurrent computation

```
forkChild ctxRef proc :: IO ThreadId
```

in the IO context returning a ThreadId.

```
1 forkChild :: TVar ThrdEnv → PSM a → IO ThreadId
2 forkChild ctxRef (PSM(pred, act)) =
3   forkFinally (do
4     tId ← myThreadId
5     -- we copy the PSMVar references from the parent to the child thread
6     -- the child can impose predictions only on these
7     ctx ← atomically $ readTVar ctxRef
8     let (TTreeNode (_, _, pVarGlobMapRef, _) _ _ _ _) = ctx
9     pVarGlobMap ← atomically $ readTVar pVarGlobMapRef
10    pVarGlobMapCpRef ← atomically $ newTVar pVarGlobMap
11    -- we start with the empty local pvars map
```

Manuscript submitted to ACM

```

12   pVarLocMapRef ← atomically $ newTVar empty
13   -- create and install child node
14   current ← atomically $
15     addChild ctxRef (tId, Init pred, pVarGlobMapCpRef, pVarLocMapRef)
16   -- wait for synchroniser to indicate that computation phase begins
17   atomically $ waitForStart current
18   atomically $ setStatusRef current Running
19   -- execute action, catch PSMTrap exceptions
20   res ← try $ act current (fromList [(CmplId 0, empty)])
21   case res of
22     Left (PSMTrap _) → return current
23     Right x → return current)
24   (λret → do
25     case ret of
26       Left e → putStr $ show e -- error "forkChild: uncaught thread exception"
27       Right childRef → do
28         -- set status to Terminated
29         child ← atomically $ readTVar childRef
30         atomically $ writeTVar childRef (setStatus child Terminated)
31         atomically $ remThrdPot childRef)

```

The child thread is created by Haskell’s `forkFinally` function. It takes two arguments, the actual child code (lines 4–23) and the code to be executed after the child thread has terminated or has raised an exception (lines 25–31). The PSM process `proc` is turned into a child thread as follows:

- Line 4: The child first retrieves its own thread identifier as `tId`.
- Lines 7–10: Then, we create a copy of the global map of PSMVars, which is called `pVarGlobMapCpRef`.
- Line 12: Since the child thread is fresh, it has no local PSMVars of its own, yet. Thus, we create a fresh empty map of local PSMVars, referred to by `pVarLocMapRef`.
- Lines 14–15: We create and allocate a new thread node, called `current`, in the execution environment with the thread identifier `tId`. It carries the initial thread status `Init` `pred` with the prediction `pred` of the action `proc` to be run on this child node. It also receives the global and local PSMVar reference maps. The auxiliary function `addChild` (from the `TTree` module) is responsible for adding a new child node below the current environment reference node `ctxRef`. We note that since the `TTree` module currently only supports binary trees, `forkChild` can be called at most two times from a given thread node `ctxRef` before a join synchronisation must be done. If the `ctx` thread tries to fork a third thread a run-time error is generated.

- Line 17–18: Thereafter, the new child thread waits in the transaction `waitForStart` to be started by the synchroniser (`syncTChildren`) in the parent node. This makes sure that the predictions of all concurrent siblings of current are installed in the shared PSMVars before the child begins its action in line 20. Before it does so, it sets its own status to `Running` in line 18.
- Lines 21–23: When the child action `act` returns, we receive the result `res`. If a `PSMTrap` exception occurs the actions has executed a `kill` statement. Otherwise, it returns a value `x :: a`. In both cases the `forkChild` returns the child node’s thread node `current :: TVar TrdEnv`. In the present implementation we do not use the return value `x :: a`.

The second argument of the `forkFinally`, in lines 25–31, is the clean-up where the child thread executing the child action sets the status of the child in the thread environment to `Terminated` and removes itself from the potentials in all PSMVars, by calling the function `remThrdPot` discussed above. Nodes are removed by setting the node to “Nothing” by the synchronising parent thread.

Notice the communication between computation in the first argument of `forkFinally` (lines 4–23) and the second argument (lines 25–31): The `childRef` node reference in lines 29 and 30 is the same as the value `current` returned in lines 14–15.

A.7 Thread Synchronisation

Once a process has been forked, it synchronises with its parent as indicated in Fig. 10. The parent runs a joining synchroniser, called `syncTChildren`, which becomes active in the parent node sequentially after the forking has taken place. The thread node (in the thread tree) of the parent synchroniser is referred to as the *synchronising node* in the following. All active nodes in the thread tree of the current `ThrdEnv` are either synchronising nodes, waiting for their children to terminate, or *leaf nodes* corresponding to the PSM actions executing concurrently with each other. While they are running, these leaf nodes may fork new child actions and turn into synchronising nodes. We assume that at most two children are forked when the synchroniser is started. The purpose of the synchroniser is first to start the children and then to convergecast and broadcast status information between the root of the thread tree and the running leaves, eventually joining the terminated children threads and continue control in the sequentially down-stream actions of the parent. The code of the `syncTChildren` synchroniser is given below. In the following description we will refer to the code by line numbers.

- At the beginning, `syncTChildren` is responsible for initialising the thread environment and then starting off the children’s actions. This initialisation phase comprises the code lines 3–12 (see below). The problem is that the spawning of the children by `forkChild` is concurrent with the starting of `syncTChildren` in the parent thread. Hence, a child node may not be active yet. Its node in the thread tree may still remain `Nothing` for a while, when the evaluation of `syncTChildren` has already started. To account for this transient behaviour, `syncTChildren` first waits in the STM transaction `waitForInit` for both children to become installed and initialised. This happens when the function `waitForInit` in

line 3 unblocks and returns the initial predictions `predl` and `predr` of the children. At this point both children are active and their entries in the thread tree match the patterns `Just tleft` and `Just tright` (line 5) where `tleft` and `tright` are the references to the children's nodes. The initial code in lines 5–7 also grabs the identifiers `locKeys` of the local PSMVars for this node. These do not change during the life-time of `syncTChildren`, because new PSMVars can only be created by the thread after the synchroniser has returned (`join`).

- Lines 8–10: Since both children have `Init` status their nodes then are extracted as `left` and `right` in lines 9–10. The children's predictions `predl` and `predr` are published in the potentials of the PSMVars using the function `setPSMVarPot` explained above.
- Lines 11–12: The children's actions are now released by setting their status to `Start` using the auxiliary function `setStatusRef` which overwrites the status of a node.

It is important that the children threads begin their actions only after all predictions are installed in the potentials of the PSMVars. To enforce this⁷, the prediction setting happens in a single atomic transaction in lines 8–10. For contrast, the starting of the children can be interleaved and implemented in separate transactions in lines 11 and 12. The initialisation phase of lines 8–12 could be enriched to implement “surface entry actions” for a parallel region which must execute strictly before any action of a child process at the first time they become active.

After initialisation, the synchroniser enters its stationary behaviour in a big `repeat` loop, which is defined in lines 18–213. The repeat loop is started in line 219. The loop implements the necessary synchronisation logic by “convergecasting” and “broadcasting” the completion statuses of nodes across the thread tree in several waves. In doing so, the synchroniser's behaviour depends on the status of the synchronising node and the status of its children nodes. The repeat loop first obtains the status of the synchronising node (line 18) with `getStatusRef`. When the synchroniser `syncTChildren` is started by an active PSM thread (with `forkChild`), then the status of the synchronising node is always `Running`. The code in lines 26–136 covers the status of the synchronising node when it is `Running`. Then, `syncTChildren` is in the “upwards” phase. It is waiting for its children to complete and then to propagate the completion information from the leaves up towards the root node. After it has been started, a child can complete in three ways, by setting its status to one of `Pausing`, `Terminated` or `Exiting` (see Fig. 10). In lines 26–27 the synchroniser uses the transaction `waitForCompletion` to wait for the children to complete. When they do, we receive their statuses as `stat1` and `stat2`.

- If both children are `Terminated` the synchroniser removes the children from the thread tree with the `removeChildren` transaction (line 30). The function `removeChildren`

```
removeChildren :: TVar ThrdEnv → STM ()
```

⁷A closer look reveals that this atomicity is in fact not necessary. The only way in which the predictions can change is via the children threads. But these have completed and are waiting for the `Start` signal which is given by the synchroniser thread only sequentially after the evaluation of the `setPredVars` transactions.

```

removeChildren ctxRef = do
  TTreeNode (tId, stat, pVarGlobMapRef, pVarLocMapRef)
    mpar msib _ _ ← readTVar ctxRef
  writeTVar ctxRef $
    TTreeNode (tId, stat, pVarGlobMapRef, pVarLocMapRef) mpar msib Nothing Nothing

```

deletes the child nodes of a thread by setting them constant `Nothing`. With the return of `syncTChildren` no thread has access to the original memory locations any more so they can be garbage collected. With the execution of `removeChildren`, the synchroniser returns control to the sequentially down-stream code of the parent node. The parent action that has called the `fork` now continues and becomes an active leaf node (with `Running` status) that eventually completes with `Terminated`, `Pausing` or `Exiting`.

- If at least one of its children is `Exiting`, then `syncTChildren` sets the status of its own synchronising node to `Exiting`, if it is not the root thread (lines 115–117, 131–133). In this fashion the synchroniser switches itself into “downward” mode where it blocks in the transaction `waitForKill` to wait for the `Kill` status signal to arrive from the root. When this eventually happens (lines 202–206) it passes the `Kill` signal to those of its children that have not terminated yet. This is done by the `trySetStatusKill` transaction. Also, in that case, the synchronising node goes back into the `Running` status (line 205), again following an “upward” information flow, because it now needs to wait for the (remaining) children to become `Terminated`.

If, however, the synchronising node (in the `Pausing` mode) is the root and at least one of its children is `Exiting` and (lines 109–113, 125–129), then its behaviour switches to “downward” directly. It sends the `Kill` signal back to its children and goes into `Running` status, where it waits for them to become `Terminated`.

- Suppose the synchroniser is in “upward” mode, i.e. `stat == Pausing`, and one of its children is `Pausing` while none is `Exiting`, i.e. both are `Pausing` or `Terminated`. In each of these these situations, which are handled in lines 34, 62 and 83, the current macro-step is finished and a new macro-step must be initiated. If the synchroniser is not the root (an inner node) it passes the `Pausing` status up the tree, by setting its own status to `Pausing` (lines 58, 79 and 100). The predictions for the synchronising node, representing the concurrent composition of its children, are aggregated for the local `PSMVars` in the parameter of the `Pausing` status constructor. The predictions are computed in lines 51–57 when both children pause, in lines 74–78 when the right child is pausing and the left is terminated, and symmetrically in lines 95–100 when only the left child is pausing.

By setting its own status `Pausing`, the synchroniser goes into “downward” mode (line 140) where it waits for a `Start` or a `Kill` signal from the root. The blocking is done in the `waitForStartOrKill` transaction, line 148. The “downward” signal is indicated by the boolean flag returned by `waitForStartOrKill`, which is `True` if the signal is `Start` and `False` if it is `Kill`. When one of the signals arrive, it is forwarded by the synchroniser to its non-terminated children in downward direction. Also, in each case, the

synchronising node goes into Running mode (lines 155, 161, 170, 186, 195) to handle the forthcoming termination or pausing of its children in “upward” direction.

At each node in the path of a “downward” broadcast of a Start signal (lines 158–162, 173–177 and 189–196) the tick method is executed on the locally defined PSMVars using the tickPSMVars function:

```
tickPSMVars :: ThrdEnv → IO ()
```

For each node `ctx :: ThrdEnv` the application `tickPSMVars ctx` calls the tick method on each PSMVar locally instantiated in the thread context `ctx`. In this way, the synchronisers ensure, that in the transition from one to the next macro-step the tick method is executed on all PSMVars (by a single thread) before all the threads enter into the next macro-step.

```
tickPSMVars ctx = do
  let (TTreeNode (tId, _, pVarGlobMapRef, pVarLocMapRef) _ _ _ _) = ctx
  pVarLocMap ← atomically $ readTVar pVarLocMapRef
  pVarGlobMap ← atomically $ readTVar pVarGlobMapRef
  mapM_ (tickPSMVar pVarGlobMap) (keys pVarLocMap) where
    tickPSMVar pVarGlobMap vId = let
      pVarRef = findWithDefault (error message) vId pVarGlobMap
      message = "tickPSMVars: unknown PSMVar access" in do
        AnyPSMVar (Active vId _ state _) ← atomically $ readTVar pVarRef
        tick state
```

After all PSMVars have been updated for the next macro-step, the synchroniser will install the new prediction into the potentials of all PSMVars using `setPSMVarPred` in lines 159, 174 and 190–192. The Start signal will make the pausing children at the leaves execute their next macro-step, the Kill will make them terminate prematurely. The synchronising node itself is set to Running in order to wait for the children to complete, accordingly.

A complication arises by the need to put the new predictions in place before each pausing leaf thread receives the starting signal for the next macro-step. These predictions must neither be installed too early nor too late. In order to avoid being too early the predictions cannot be set by a local process at the moment when it pauses. There may still be other active processes, still finishing the current cycle. Indeed, we cannot replace the potentials until the global clock synchronisation is detected which is when the status of the root node switches from Running to Pausing (and then immediately back to Running). On the other hand, we can neither have the predictions set by a leaf process when the downwards wave sets its status from Pausing to Start, as this would be too late. It is too late, because some leave nodes may receive their Start signal earlier than others. Hence, when a leaf process sets its prediction, another may have already started the new macro-step.

The solution is to set the predictions in the downwards phase *as soon as possible*. For this the predictions must be passed up the tree during the upwards phase. This means that we need to store predictions with the Pausing status in the upwards direction. However, the prediction of a given PSMVar is pertinent, and thus can travel, only within the scope of the PSMVar, i.e., up to the thread node that has allocated it in its PSMVarLocMap.

```

1 syncTChildren :: TVar ThrdEnv → ThrdPSMVarMap → IO ()
2 syncTChildren ctxRef cntPred = do
3   (predl, predr) ← atomically $ waitForInit ctxRef
4   -- get references to children, etc (must now be defined!)
5   ctx@(TTreeNode (tId,_,_,pVarLocMapRef) mpar _ (Just tleft) (Just tright)) ← atomically $ readTVar ctxRef
6   pVarLocMap ← atomically $ readTVar pVarLocMapRef
7   let locKeys = keysSet pVarLocMap
8   atomically $ do
9     setPSMVarPot tleft predl
10    setPSMVarPot tright predr
11    atomically $ setStatusRef tleft Start
12    atomically $ setStatusRef tright Start
13
14   -----
15   -- main loop
16   -----
17
18   let repeat = do
19     stat ← getStatusRef ctxRef
20     case stat of
21
22       ----- UP PASS -----
23       Running → do
24         -----
25
26         (stat1, stat2) ← atomically $ waitForCompletion tleft tright
27         case (stat1, stat2) of
28
29           -----
30           (Terminated, Terminated) → atomically $ removeChildren ctxRef
31           -----
32

```

```

33 -----
34 (Pausing upPred1, Pausing upPred2) → do
35 -----
36
37 left ← atomically $ readTVar tleft
38 right ← atomically $ readTVar tright
39
40 if not (isJust mpar) then do -- this is the root thread
41   tickPSMVars ctx
42   atomically $ do
43     setPSMVarPot tleft upPred1
44     setPSMVarPot tright upPred2
45     atomically $ writeTVar tleft $ setStatus left Start
46     atomically $ writeTVar tright $ setStatus right Start
47   repeat
48
49 else do -- this is an inner node, keep going up
50   -- combine predictions of children and pass up the tree to parent
51   let upPred1' = Map.map (λp → withoutKeys p locKeys) upPred1
52       upPred2' = Map.map (λp → withoutKeys p locKeys) upPred2
53       cntPred' = Map.map (λp → withoutKeys p locKeys) cntPred
54       parPred' = concPred upPred1' upPred2'
55       thr' = Map.member (CmplId 0) parPred'
56       pred' = if thr' then addSeqPred parPred' cntPred'
57               else parPred'
58   atomically $ writeTVar ctxRef $ setStatus ctx $ Pausing pred'
59   repeat
60
61 -----
62 (Terminated, Pausing upPred) → do
63 -----
64
65 right ← atomically $ readTVar tright
66
67 if not (isJust mpar) then do -- we are root thread, switch to down-pass
68   tickPSMVars ctx
69   atomically $ setPSMVarPot tright upPred

```

```

70         atomically $ writeTVar tright $ setStatus right Start
71     repeat
72
73     else do -- we are inner node, propagate non-local predictions of child upwards
74         let upPred' = Map.map (\p → withoutKeys p locKeys) upPred
75             cntPred' = Map.map (\p → withoutKeys p locKeys) cntPred
76             thr' = Map.member (CmplId 0) upPred'
77             pred' = if thr' then addSeqPred upPred' cntPred'
78                     else upPred'
79         atomically $ writeTVar ctxRef $ setStatus ctx $ Pausing pred'
80     repeat
81
82     -----
83     (Pausing upPred, Terminated) → do
84     -----
85
86     left ← atomically $ readTVar tleft
87
88     if not (isJust mpar) then do -- we are root thread, switching to down pass
89         tickPSMVars ctx
90         atomically $ setPSMVarPot tleft upPred
91         atomically $ writeTVar tleft $ setStatus left Start
92     repeat
93
94     else do -- we are not the root thread, keep going up
95         let upPred' = Map.map (\p → withoutKeys p locKeys) upPred
96             cntPred' = Map.map (\p → withoutKeys p locKeys) cntPred
97             thr' = Map.member (CmplId 0) upPred'
98             pred' = if thr' then addSeqPred upPred' cntPred'
99                     else upPred'
100        atomically $ writeTVar ctxRef $ setStatus ctx $ Pausing pred'
101    repeat
102
103    -----
104    (Exiting, _) → do
105    -----
106

```

```

107         left ← atomically $ readTVar tleft
108
109         if not (isJust mpar) then do -- we are root node, switch to down pass
110             atomically $ writeTVar tleft $ setStatus left Kill
111             atomically $ trySetStatusKill tright
112             atomically $ writeTVar ctxRef $ setStatus ctx Running
113             repeat
114
115         else do -- we are inner node, pass Exiting upwards
116             atomically $ writeTVar ctxRef $ setStatus ctx Exiting
117             repeat
118
119         -----
120         (_, Exiting) → do
121         -----
122
123         right ← atomically $ readTVar tright
124
125         if not (isJust mpar) then do -- we are root node, switch to down pass
126             atomically $ writeTVar tright $ setStatus right Kill
127             atomically $ trySetStatusKill tleft
128             atomically $ writeTVar ctxRef $ setStatus ctx Running
129             repeat
130
131         else do -- we are inner node, pass Exiting upwards
132             atomically $ writeTVar ctxRef $ setStatus ctx Exiting
133             repeat
134
135         orelse → error
136             "syncChildren: -panic- children have completed but status has glitched"
137
138
139         ----- DOWN PASS -----
140         Pausing _ → do - cannot be the root; we must be an inner node
141         -----
142
143         start ← atomically $ waitForStartOrKill ctxRef

```

```

144     left ← atomically $ readTVar tleft
145     right ← atomically $ readTVar tright
146
147     case (getStatus left, getStatus right) of
148
149         -----
150         (Pausing upPred, Terminated) → do
151         -----
152
153         if (not start) then do -- Kill
154             atomically $ writeTVar tleft $ setStatus left Kill
155             atomically $ writeTVar ctxRef $ setStatus ctx Running
156             repeat
157         else do -- Start next tick
158             tickPSMVars ctx
159             atomically $ setPSMVarPot tleft upPred
160             atomically $ writeTVar tleft $ setStatus left Start
161             atomically $ writeTVar ctxRef $ setStatus ctx Running
162             repeat
163
164         -----
165         (Terminated, Pausing upPred) → do
166         -----
167
168         if (not start) then do -- Kill
169             atomically $ writeTVar tright $ setStatus right Kill
170             atomically $ writeTVar ctxRef $ setStatus ctx Running
171             repeat
172         else do -- Start next tick
173             tickPSMVars ioRef ctx
174             atomically $ setPSMVarPot tright upPred
175             atomically $ writeTVar tright $ setStatus right Start
176             atomically $ writeTVar ctxRef $ setStatus ctx Running
177             repeat
178
179         -----
180         (Pausing upPred1, Pausing upPred2) → do

```

```

181 -----
182
183     if (not start) then do -- Kill
184         atomically $ writeTVar tleft $ setStatus left Kill
185         atomically $ writeTVar tright $ setStatus right Kill
186         atomically $ writeTVar ctxRef $ setStatus ctx Running
187         repeat cnt
188     else do -- more ticks
189         tickPSMVars ctx
190         atomically $ do
191             setPSMVarPot tleft upPred1
192             setPSMVarPot tright upPred2
193             atomically $ writeTVar tleft $ setStatus left Start
194             atomically $ writeTVar tright $ setStatus right Start
195             atomically $ writeTVar ctxRef $ setStatus ctx Running
196             repeat
197
198 ----- DOWN PASS -----
199 Exiting → do -- cannot be the root; we must be an inner node
200 -----
201
202     atomically $ waitForKill ctxRef
203     atomically $ trySetStatusKill tleft
204     atomically $ trySetStatusKill tright
205     atomically $ writeTVar ctxRef $ setStatus ctx $ Running
206     repeat
207
208 -----
209 Kill → do -- should not occur
210 -----
211     error "syncTChildren: ThrdStatus Kill, should not occur"
212
213     orelse → repeat
214
215 -----
216 -- now start synchronisation loop
217 -----

```

218

219 repeat

B THE PSM LANGUAGE COMBINATORS

The generic operators on PSM processes support the core functionality for the programming of synchronous control flow. We can create local PSMVars, with `newPSMVar`, express instantaneous termination with `done`, delay or kill and synchronise concurrent threads on clock ticks with `pause` and `wait`. The operators `ifte` and `switch` implement control flow branching. Safe repeat loops can be constructed with `repUntil`. It permits the loop body to have instantaneous termination, i.e., we can generate data-dependent iterations within a single macro-step. The operator `var` provides policy-scheduled access to a shared PSMVar and `val` access to a thread-local value. The operators `return` and `>>=` are the monad methods of `PSMVal` that embed Haskell conservatively inside PSM. The function `evalSTM` wraps arbitrary STM transactions as PSM actions. Finally, there is fork-join parallel composition (`|||`) as well as sequential composition without value binding (`>>>`) and sequential composition with value binding (`>>>=`):

```
newPSMVar :: PSMVar a ⇒ PSMStatic a → (PSMVar a → PSM b) → PSM b
done      :: PSM ()
delay     :: Int → PSM ()
pause     :: PSM ()
kill      :: PSM ()
wait      :: PSMVal a → PSM a
ifte      :: PSMVal Bool → PSM a → PSM a → PSM a
switch    :: PSMVal(Either a b) → (PSMVal a → PSM c) → (PSMVal b → PSM c) → PSM c
repUntil  :: PSM Bool → PSM ()
var        :: PSMTyp a ⇒ MethodId → PSMVar a → PSM a
val        :: PSMVal a → PSM a
evalSTM   :: PSM (STM a) → PSM a
return    :: a → PSMVal a
(>>=)     :: PSMVal a → (a → PSMVal b) → PSMVal b
(|||)     :: PSM () → PSM () → PSM ()
(>>>)     :: PSM a → PSM b → PSM b
(>>>=)    :: PSM a → (PSMVal a → PSM b) → PSM b
```

We will discuss these operators one by one in the sequel.

B.1 Generic Structure

The applicative methods `pure` and `(<*>)` for the PSM context have been given in Sec. 3. The monad structure of `PSMVal` is seen in Sec. A.1. The evaluation of STM transactions inside PSM is given in Sec. A.3.

B.2 Creating PSMVars

A process `newPSMVar stat (λv → psm v)` constructs a fresh PSMVar from the parameter `stat :: PSMState a`, allocates it in memory, makes it available via reference `v :: PSMVar a` and then evaluates `psm v`. The types `PSMState a` and `PSMVar a` must be inferable from the expressions `stat` and `psm`.

```

1 newPSMVar :: PSMVar a ⇒ PSMStatic a → (PSMVar a → PSM b) → PSM b
2 newPSMVar stat psm = PSM (pred, act) where
3   PSM (pred, _) = psm Idle
4   act ioRef ctxRef cntPred = do
5     vId ← atomically $ do
6       ctx ← readTVar ctxRef
7       num ← grabPSMVarInd ctx
8       return $ PSMVarId num
9   -- assemble new instance of PSMVar in memory
10  ctx ← atomically $ readTVar ctxRef
11  let TTreeNode (tId,_,pVarGlobMapRef,pVarLocMapRef) _ _ _ = ctx
12  -- get current global and local pvar predictions
13  pVarGlobMap ← atomically $ readTVar pVarGlobMapRef
14  pVarLocMap ← atomically $ readTVar pVarLocMapRef
15  tmust ← init stat
16  tcan ← atomically $ newTVar empty
17  let newPSMVar = Active vId sId tmust tcan
18  -- allocate pvar in memory and add reference into global and local pvar maps
19  newPSMVarRef ← atomically $ newTVar (AnyPSMVar newPSMVar)
20  atomically $ writeTVar pVarGlobMapRef (insert vId newPSMVarRef pVarGlobMap)
21  atomically $ writeTVar pVarLocMapRef (insert vId () pVarLocMap)
22  -- instantiate continuation process with new pvar
23  let PSM (_, act2) = psm newPSMVar
24  -- run the action of continuation program
25  res ← act2 ctxRef cntPred
26  -- when finished terminate pVar and remove PSMVar in thread
27  -- environment
28  ctx ← atomically $ readTVar ctxRef
29  termPSMVars ctx
30  atomically $ removePSMVar newPSMVar ctxRef
31  return res

```

- Since the PSMVar introduced by `newPSMVar stat (λv -> psm pv)` is local to the thread, it cannot be shared with the thread's concurrent environment. As a consequence, we do not need to publish any predictions about accesses to `v` made by the current thread. The prediction is obtained in line 3 from the prediction of the process `psm` with the PSMVar set to `Idle`. This returns the potential accesses in `psm` to all PSMVars different from `v`. The following lines 4–32 define the action of process `newPSMVar stat (λv -> psm v)` when it is evaluated in a tree context `ctxRef` and sequential continuation prediction `cntPred`.
- In lines 5–8 we pick a thread-locally fresh (unique) identifier `vID` for the new PSMVar. The STM transaction `grabPSMVarInd` accesses the current PSMVar counter in the tree node `ctx` and increments it, atomically.
- In lines 10–19 we assemble the new PSMVar instance in memory. First, in lines 10–14, the current execution context `ctx` is accessed and the current global and local PSMVar references `pVarGlobMap` and `pVarLocMap` are extracted. Next, lines 15–19, we assemble the `newPSMVar` and allocate it in memory as `newPSMVarRef`.
- In lines 20–21 we add the new PSMVar identifier into the global and local PSMVar maps.
- Finally, in lines 23–32, the continuation process `psm` is instantiated with the new `newPSMVar` and its action executed in the current execution context `ctxRef`. When the thread returns, the `newPSMVar` is removed again from the thread environment in line 31. The function to do that is `removePSMVar`.

```

removePSMVar :: PSMVar p ⇒ PSMVar p → TVar ThrdEnv → IO ()
removePSMVar (Active vId _ state _) ctxRef = do
  term state
  atomically $ do
    ctx ← readTVar ctxRef
    let (TTreeNode (tId, _, pVarGlobMapRef, pVarLocMapRef) _ _ _ _) = ctx
    pVarGlobMap ← readTVar pVarGlobMapRef
    writeTVar pVarGlobMapRef (delete vId pVarGlobMap)
    pVarLocMap ← readTVar pVarLocMapRef
    writeTVar pVarLocMapRef (delete vId pVarLocMap)
    removePSMVar (Idle _) _ = error "removePSMVar: cannot remove Idle PSMVar"

```

It first executes the generic PSMVar method `term` (e.g., to release external resources, see Sec. 3.2) and then removes the PSMVar from the global and local registers of the running PSM context.

An alternative would be to define the instantiation of a PSMVar as an operator `newPSMVar'` with the type

```
newPSMVar' :: PSMVar a ⇒ PSMState a → PSM (PSMVar a)
```

and then simply apply a parameterised process `psm :: PSMVar a -> PSM b` by regular function application `proc (newPSMVar' stat) :: PSM b`. This would make PSMVars look more closely like MVars in the `IO` monad

or TVars in the STM monad. However, `newPSMVar'` would not allow us to hook up the clean-up function `removePSMVar` at the end of the life-time of the PSMVar when its scope is left. As a binding operator

```
newPSMVar :: PSMVar a ⇒ PSMStatic a → (PSMVar a → PSM b) → PSM b
```

the `removePSMVar` clean-up action can be added, because the action context `psm` hands back to the `newPSMVar` operator when it terminates. This scopes PSMVars with strict lexical stack-like nesting, rather than closing them with the death of the thread.

Note that we could define

```
newPSMVar' :: PSMVar a ⇒ PSMStatic a → PSM (PSMVar a)
newPSMVar' stat = newPSMVar stat pure
```

where `pure :: PSMVar a → PSM (PSMVar a)` is the applicative embedding. However, this is not creating a pinned PSMVar for shared access in the PSM context. Instead the PSMVar available with `newPSMVar' stat` is a pure (thread-local) *value* that can be passed via (`>>=>`) as an input to an PSM action of type

```
psm :: PSMVal (PSMVar a) → PSM b.
```

This does not give a PSMVar reference for a PSM action which would have type `psm :: PSMVar a → PSM b`.

B.3 Prediction

For the prediction we are interested only in the surface behaviour of a PSM program block. This is the behaviour reachable via *instantaneous* control-flow paths, i.e., paths that do not involve the execution of a pause (or wait) statement. The surface behaviour makes up the initial macro-step of the program block. Among all the method calls that are instantaneously reachable, called *surface calls*, we distinguish the *through* calls and the *sink* calls. A *through* call is instantaneously reachable and lies on a *through path*, i.e., the termination point of the program block is reachable from the call via *some* instantaneous path. A *sink* call is instantaneously reachable but *all* paths starting out from it must complete by pausing (if they complete at all). Since we use *completion code* `CmplId 0` for termination and `CmplId 1` for pausing, the through calls are also called 0-calls and the sink calls are referred to as 1-calls. Note that every method call in the surface of a program block is either a 0-call or a 1-call.

The prediction of a program is a static over-approximation of the number of 0, 1 and 2 calls, on every PSMVar `vId :: PSMVarId`, as follows. Suppose `pred :: ThrdPSMVarMap` is the prediction for a PSM expression `psm = PSM(pred, act)`. Then `pred!CmplId 0!vId!mId == 5` means that there are at most 5 distinct occurrences of a through call to the PSMVar `vId :: PSMVarId` with method identifier `mId :: MethodId` in `psm`. Likewise, `pred!CmplId 1!vId!mId == 0` means that there are no sink calls of PSMVar `vId` with method `mId` inside `psm`. When we compute `pred` then every occurrence of a surface call on `vId` in the program block `psm` is counted exactly once either with completion code `CmplId 0` or with code `CmplId 1`.

In order to permit instantaneous loops (`repUntil`) where method calls can be repeated for a statically unbounded (data-dependent) number of times, we introduce the *recurrent* calls as a third category with

completion code `CmplId 2`. A surface call is a *recurrent* call, or a 2-call, if it occurs in an instantaneous control-flow cycle, i.e., if it could potentially be repeated over and over in the initial macro-step. Obviously, the classification as a 2-call expresses an extra property of a surface call. Each 0-call or 1-call in the surface may be a recurrent call or not. If a surface call does not lie in the scope of any loop, then it is counted as a *transient* call. In the prediction `pred` of a program `psm` we actually count the number of `repUntil` scopes in which the method call occurs. So, for instance, `pred!CmplId 2!vId!mId == 2` means that there is either a single method call `mId` on `vId` that occurs inside two nested `repUntil` loops, or two occurrences of method calls `mId` that occur in the same or in different `repUntil` scopes. If `pred!CmplId 0!vId!mId == 1`, `pred!CmplId 2!vId!mId == 1` and `pred!CmplId 2!vId!mId == 1` then this tells us that we have two calls of `mId` on `vId` (one through and another sink) and one of them is transient and the other recurrent.

The predictions `map.(!vId) pred::PSMVarPred` are used to install and update the *potentials* that the scheduling context maintains for each `PSMVar v` to schedule the accesses to it. For a given thread `tId::ThreadId` and potential `pot::PSMVarPotMap` the counters `potCnt::Prediction` and `recCnt::Prediction` in the pair

$$(\text{potCnt}, \text{recCnt}) = \text{pot}!tId$$

bound the number of surface calls to `v` that are to be expected during the current macro-step. The first, `potCnt`, is simply the sum of all possible *remaining* through and sink calls. The second, `recCnt`, counts the number of outstanding loop scopes from which the potential for a method calls may be re-introduced. For instance, if `potCnt!mId == 0` and `recCnt!mId == 2` then this means that currently there are no more occurrences of `mId` on any direct forward control-flow path to completion. But we are inside two loop scopes with back-jumps that may potentially reintroduce a surface path to `mId`.

Note that at any moment, a method call is counted several times; Once for a forward surface path on which is its reachable (`potCnt!mId`) and again for each loop scope from which the method could be re-reachable (`recCnt!mId`). The potential counters `potCnt!mId` and `recCnt!mId` for a method `mId` is initiated from the prediction at the beginning of a macro-step. The former count `potCnt!mId` is decremented each time the method `mId` is executed. The recurrent count `recCnt!mId`, however, is discharged only upon exit of a loop scope in which `mId` is instantaneously reachable. When the loop scope is repeated then the surface count of the loop body (i.e. all call instantaneously reachable) is again added to the surface potential `potCnt!mId`.

To compute the initial potential of a process in a compositional way, we need to make predictions carry around the completion code as explained above. This completion status is propagated backwards in the collection of surface calls. Whenever these surface calls fall inside a loop body, then the through calls (code `CmplId 0`) among them are transformed into recurrent calls and we assign them the status `CmplId 2`.

B.4 Skip and Thread Delay

The statement `done::PSM()`

`done :: PSM ()`

Manuscript submitted to ACM

```
done = PSM (fromList [(CmplId 0, empty)], λ _ _ → return ())
```

terminates instantly. It is the same as `val`, i.e.,

```
done = val $ pure ()
```

Note that the prediction publishes an empty map of method counters for completion code `CmplId 0`. The fact that

```
keys $ fromList [(CmplId 0, empty)] == [CmplId 0]
```

tells the context for prediction calculation that `done` is terminating instantaneously. A definition like

```
done' = PSM (empty, λ _ _ → return())
```

would be wrong, because then `keys.done' == []` would not carry any completion information.

The operator `delay d :: PSM()` is like `done` except it waits for a period of `d` milliseconds (GHC) before it terminates. It can be used to seed explicit delays into the control flow. This is useful for testing the independence from the timing of individual micro-steps, or to enforce synchronisation of the clock tick with a real-time clock. An extension of PSM could provide more sophisticated access to wall-clock time wrapping the `Data.UTC` module.

```
delay :: Int → PSM ()
```

```
delay d = PSM (fromList [(CmplId 0, empty)], λ _ _ → threadDelay d)
```

B.5 Pausing

The pause operator

```
pause :: PSM ()
```

```
pause = wait $ pure ()
```

delays a given PSM process by a single macro-step. It makes the PSM action wait for clock synchronisation. The more general construct `wait(e) :: PSM a` completes the current macro-step (completion code `CmplId 1`) and returns a value `e :: a`. Such a return value can be used to control the exit from a `repUntil` loop.

```
1 wait :: PSMVal a → PSM a
2 wait r = PSM (pred, act') where
3   pred = fromList [(CmplId 1, empty)] -- we register a sink path with empty predictions
4   act' ctxRef cntPred =
5     case r of
6       Bot → error "wait: -panic- trying to evaluate undefined value"
7       PSMVal v → do
8         ctx ← atomically $ readTVar ctxRef
9         let TTreeNode (_, _, _, pVarLocMapRef) _ _ _ = ctx
```

```

10      -- get pvars local to this thread
11      pVarLocMap ← atomically $ readTVar pVarLocMapRef
12      let -- obtain the prediction for the next tick
13          -- remove local pvars from the downstream continuation
14          upPred =
15              Map.map (λp → withoutKeys p (keysSet pVarLocMap)) cntPred
16      atomically $ writeTVar ctxRef (setStatus ctx (Pausing upPred))
17      -- depth behaviour (wait for start signal)
18      start ← atomically $ waitForStartOrKill ctxRef
19      if not start then do
20          atomically $ writeTVar ctxRef (setStatus ctx Terminated)
21          throwIO (PSMTrap "kill") -- kill continuation
22      else do
23          ctx ← atomically $ readTVar ctxRef
24          tickPSMVars ioRef ctx
25          atomically $ writeTVar ctxRef $ setStatus ctx Running
26      return v

```

Since a `wait` completes instantly, its prediction `pred` for methods computed in line 3 is empty at completion code `CmplId 0`. The action `act'` of a `wait r` with `r :: PMSVal a` is given in lines 4–26. If the value `r` is undefined we raise an error. This should never happen as long as integrity of the PSM library is preserved. If `r` contains a value `v` then this value is finally returned by the action in line 26. Until that happens, the action needs to complete the current macro-step and publish predictions for the next. It first extracts from the current execution context `ctx` the local object map `pVarLocMap` in lines 9–11. From this we obtain the prediction from the continuation process for the next macro-step. In general, the prediction contains method accesses both for PSMVars introduced by the current thread (in which the `wait` is executed) as well as for objects introduced by the thread's ancestors. It is only for the latter that the `wait` thread can be in competition with its concurrent environment and hence needs to publish its predictions for the next tick. These predictions `upPred` are extracted from `pred` in lines 14–15. Then, in line 16 the `wait` thread sets its status to `Pausing` storing the next prediction `upPred` in the thread's status. In line 18 the thread waits for the `Start` signal from the synchroniser. When it receives `Start`, it ticks the local PSMVars (lines 23–24) and atomically sets the thread status to `Running` (line 25), before returning in line (line 26). If the signal arriving from the synchroniser is a `Kill` then the return value `start` is `False`. In that case, our action set its own thread's status to `Terminated` and throws an `PSMTrap` exception to kill its continuation code (lines 20–21). This will immediately return to the `forkFinally` provided by the parent thread.

B.6 Killing

A thread can *weakly* preempt the full PSM context at any moment by calling `kill`. This permits all other concurrent threads in the context to complete the current macro-step for one last time. The thread executing `kill` completes with code `CmplId 1` and behaves like a pause for prediction, because it stops any possible instantaneous control-flow path.

```

1 kill :: PSM ()
2 kill = PSM (pred, act') where
3   pred = fromList [(CmplId 1, empty)]
4   -- end of affairs: we register a sink path with empty predictions
5   act' ioRef ctxRef _ = do
6     ctx ← atomically $ readTVar ctxRef
7     atomically $ writeTVar ctxRef (setStatus ctx Exiting)
8     atomically $ waitForKey ctxRef
9     throwIO (PSMTrap "kill")

```

In contrast to `pause` and `wait`, however, `kill` does not publish new predictions but instead sets its status to `Exiting` (line 7). This will make the synchroniser distribute the `Exiting` request across the thread tree and eventually pass down a `Kill` signal. When this arrives the STM action in line 8 unblocks and the thread finishes itself by throwing `PSMTrap`.

B.7 Forking

Parallel composition (`|||`) is a binary infix operator that actually wraps the prefix function `fork`

```

infixl 1 |||
p ||| q = fork p q

```

which itself uses the functions `forkChild` and `syncTChildren` introduced above:

```

1 fork :: PSM a → PSM b → IO ThreadId
2 fork psm1 psm2 = PSM (pred, act) where
3   ~(PSM(pred1, _)) = psm1
4   ~(PSM(pred2, _)) = psm2
5   pred = concPred pred1 pred2
6   act ctxRef cntPredx = do
7     forkChild ctxRef psm1
8     forkChild ctxRef psm2
9     syncTChildren ctxRef cntPred
10  myThreadId

```

The prediction `pred` of a parallel composition of PSM actions `psm1` and `psm2` is obtained as the concurrent composition of the predictions of the two sub-processes. This is computed in line 5 by the function `concPred`, see below. The action `act` of the parallel composition forks the actions of `psm1` and `psm2` as new child threads in lines 7–8 and then passes control to the synchroniser `syncTChildren` in line 9. The connection between the parent synchroniser and the children is maintained via the parent’s thread node in the thread tree that is linked by `ctxRef`.

```
concPred :: ThrdPSMVarMap → ThrdPSMVarMap → ThrdPSMVarMap
concPred pred1 pred2 = unionsWith (unionWith maxPred) predMaps where
  predMaps = [predMap00, potCnt, predMap10, predMap11, predMap22]
  thr1Term  = member (CmplId 0) pred1
  thr2Term  = member (CmplId 0) pred2
  thr1Pause = member (CmplId 1) pred1
  thr2Pause = member (CmplId 1) pred2
  predMap22 = unionWith (unionWith addPred) pred12 pred22 where
    pred12 = restrictKeys pred1 $ Data.singleton (CmplId 2)
    pred22 = restrictKeys pred2 $ Data.singleton (CmplId 2)
  predMap00 = if thr1Term && thr2Term then -- if psm1 has a through path
    fromList [(CmplId 0,
      unionWith addPred (pred1!(CmplId 0)) (pred2!(CmplId 0)))]
    else empty -- no through path
  predMap10 =
    if thr1Pause && thr2Term then
      fromList [(CmplId 1, unionWith addPred (pred1!(CmplId 1)) (pred2!(CmplId 0)))]
    else empty
  potCnt =
    if thr1Term && thr2Pause then
      fromList [(CmplId 1, unionWith addPred (pred1!(CmplId 0)) (pred2!(CmplId 1)))]
    else empty
  predMap11 =
    if thr1Pause && thr2Pause then
      fromList [(CmplId 1, unionWith addPred (pred1!(CmplId 1)) (pred2!(CmplId 1)))]
    else empty
```

B.8 Sequencing

Next we define sequencing with binding, which makes PSM behave almost like a monad. A process `psm1 >>= λx -> psm2` first runs `psm1` until it terminates and then passes control to `psm2`. The value

x returned by `psm1` upon termination is passed as parameter to downstream `psm2`. The sequencing (if we monadic syntax was available for PSM) could be viewed as a construct `let x <- psm1 in psm2 x` or even `do x <- run psm1; psm2 x`. Note that the parameter x to be bound must be a pure value, i.e., have type `PSMVal a`. This prevents the process `psm2 x` from making its prediction depend on the run-time value x .

```

1 infixl 1 >>>=
2
3 (>>>=) :: PSM a → (PSMVal a → PSM b) → PSM b
4 (>>>=) psm1 fpsm2 = PSM (pred, act) where
5   ~(PSM(pred1, act1)) = psm1
6   ~(PSM(pred2, _))    = fpsm2 Bot
7   pred = addSeqPred pred1 pred2
8   act ctxRef cntPred = do
9     let cntPred1 = addSeqPred pred2 cntPred
10    x ← act1 ioRef ctxRef cntPred1
11    let PSM(_, act2) = fpsm2 (PSMVal x)
12    act2 ioRef ctxRef cntPred

```

In lines 5–7 we compute the prediction of the composition `psm1 >>>= fpsm2` from the prediction `pred1` of `psm1` and `pred2` of `fpsm2`. The undefined value `Bot` is used to extract the prediction from the program continuation `fpsm2`. This value `Bot` is the only value we have available during the prediction phase. The application `fpsm Bot` in line 6 is guaranteed to return a prediction `pred2`, while the action may not be defined and thus remains untouched by the wildcard pattern `_`. In the action phase (lines 9–12), which executes the sequential composition, we obtain a defined value x in line 10 which we feed forward as `PSMVal x` in line 11 to instantiate the downstream action `act2`. This action is finally executed in line 12.

The computation of the prediction is encapsulated in the function `addSeqPred`

```

addSeqPred :: ThrdPSMVarMap → ThrdPSMVarMap → ThrdPSMVarMap
addSeqPred pred1 pred2 =
  let thr1Term = member (CmplId 0) pred1 in
  if thr1Term then -- upstream can terminate
    let thr2Term = member (CmplId 0) pred2 -- downstream has a through path?
    predMap0 =
      if thr2Term then
        fromList [(CmplId 0,
          unionWith addPred (pred1!(CmplId 0)) (pred2!(CmplId 0)))]
      else empty -- no through path
    predMap1 =
      if not thr2Term then

```

```

    fromList [(CmplId 1,
               (unionWith addPred (pred1!(CmplId 0))
                                (pred2!(CmplId 1)))))]
    else restrictKeys pred1 $ Data.singleton (CmplId 1)
thr1Loop = member (CmplId 2) pred1
thr2Loop = member (CmplId 2) pred2
predMap2 =
  if thr1Loop || thr2Loop then
    fromList [(CmplId 2,
               unionWith addPred (findDef pred1 (CmplId 2))
                                (findDef pred2 (CmplId 2)))]
  else empty
  in unions [predMap0, predMap1, predMap2]
else pred1 -- upstream cannot terminate

```

```

findDef :: ThrdPSMVarMap → CmplId → Map PSMVarId Prediction
findDef predMap cml = findWithDefault empty cml predMap

```

The simple sequencing combinator `psm1 >>> psm2` without binding is a trivial case of (`>>>=`):

```
infixl 1 >>>
```

```

(>>>) :: PSM a → PSM b → PSM b
psm1 >>> psm2 = psm1 >>>= λ x → psm2

```

We note that the lazy pattern in code line 6 of (`>>>=`) is important to permit *clock-guarded* PSM processes to be defined by simple recursion at Haskell level. For instance, the process

```

halt = loop where
  loop = pause >>> loop

```

is a process that immediately pauses in every macro-step. The lazy pattern in line 6 makes the prediction calculation for `halt` stop and terminate at the pause construct. If we used an eager pattern, the evaluation for prediction would run round in an infinite loop. The use of recursion at Haskell level is only possible for *guarded* PSM processes, i.e., where every recursion loop passes through a pause statement. For general, unguarded, PSM processes we provide the structured `repUntil` loop described below. The `halt` would then also be written

```
halt = repUntil $ pause >>> val (pure False)
```

B.9 Repeat Until Loop

The repeat loop `repUntil psm` first runs `psm` for as many macro-steps as necessary until it terminates. It then repeats `psm` immediately if the return value is `False`. Otherwise, when `psm` terminates and returns `True`, `repUntil psm` terminates as well. This implements arbitrary guarded or unguarded loops in PSM.

```

1 repUntil :: PSM Bool → PSM ()
2 repUntil psm = PSM (pred, act) where
3   ~(PSM(predBody, actBody)) = psm
4   predRec = Map.singleton (CmplId 2) $ findWithDefault empty (CmplId 0) predBody
5   pred = unionsWith (unionWith addPred) [predBody, predRec]
6   act ctxRef cntPred = do
7     let cntPred1 = adjust (λ_ → empty) (CmplId 0) cntPred
8     c ← actBody ctxRef cntPred1
9     case c of
10      False → do -- repeat
11        atomically $ addPSMVarPot ctxRef $
12          restrictKeys predBody $ Data.fromList [CmplId 0, CmplId 2]
13        act ctxRef cntPred1
14      True → atomically $ exitPSMVarPot ctxRef predBody -- exit

```

In the above code, the loop body has the prediction `predBody` and the action `actBody` (line 3). We book every method call predicted on a through path in the body (i.e., 0-calls with `CmplId 0` in `predBody`) as a recurrent call (2-calls `CmplId 2`) for the loop. These 2-calls are computed as `predRec` in line 4 above. The prediction `pred` for the repeat loop is then obtained from `predBody` in line 5 by adding (for each completion code `CmplId` and `PSMVarId`) the recurrent count `predRec`. Note that any existing recurrent call in the body (calls in inner loops) keeps being accounted for as a 2-call.

The action `act` of `repUntil psm` is defined in lines 6–14. The action is called with a downstream prediction `cntPred` which contains the prediction for method calls to happen sequentially *after* the loop is exited. We do not pass any 0-calls from this continuation of the loop to internal pauses and so compute an adjusted prediction `cntPred1` in which these are deleted. The body `actBody` is then started with `cntPred1` in line 8. The loop’s body `act` will reduce the surface counts in the potential, i.e., consume all the counts for 0, 1 and 2-calls that were added as part of `predBody`. In general, when a PSM action terminates, it will have removed all its original prediction from the potential. Depending on the return value `c` of the body’s action (line 8) we now keep repeating or exit the loop. If we repeat (line 13), then we must recharge the surface calls of the body to the potential (line 11–12). If we exit, then we remove the body’s through calls from the recurrent predictions of the potential in line 14 with the helper function `exitPSMVarPot`. These 0-calls had been added at the start of the loop as 2-calls.

B.10 Conditional Branching

In a conditional branching the evaluation of a boolean pure value determines which of two processes is to be executed. Note that the Boolean input c is of type PSMVal Bool to capture the fact that the prediction does not depend on the decision value. Since in the calculation of the prediction we do not know this value, we must over-approximate the PSMVar accesses of the two branches by taking the maximum of both. The prediction of the conditional `ifte c psm1 psm2` is obtained as the maximum of the predictions `pred1` and `pred2` of the two branches `psm1` and `psm2` in line 5.

```

1 ifte :: PSMVal Bool → PSM a → PSM a → PSM a
2 ifte c psm1 psm2 = PSM (pred, act) where
3   ~(PSM(pred1, act1)) = psm1
4   ~(PSM(pred2, act2)) = psm2
5   pred = unionWith (unionWith maxPred) pred1 pred2
6   act ctxRef cntPred = do
7     case c of
8       PSMVal True → do
9         let apred2 = unionWith union pred2 pred1
10        delta1 = unionWith (unionWith (λx y → diffBranchPred x y)) pred1 apred2
11        atomically $ subPSMVarPot ctxRef delta1
12        act1 ioRef ctxRef cntPred
13       PSMVal False → do
14        let apred1 = unionWith union pred1 pred2
15        delta2 = unionWith (unionWith (λx y → diffBranchPred x y)) pred2 apred1
16        atomically $ subPSMVarPot ctxRef delta2
17        act2 ioRef ctxRef cntPred
18   Bot → error "ifte: attempt to evaluate undefined PSMVal"

```

When the conditional is finally executed (action phase) we know the value and thus which branch is taken, either lines 8–12 or lines 13–17. At this point, the predictions must be adjusted for each PSMVar . Specifically, they must be reduced if the branch that is taken has a smaller prediction than the branch not taken. To this end, the conditional constructs two prediction deltas `delta1` (lines 9–10) and `delta2` (lines 14–15) from the predictions `pred1` and `pred2` of the two branches. These are used to reduce the potential in lines 11 and 16 at the time the decision value is computed and the branch is decided. The reduction is performed by the auxiliary function `subPSMVarPot`. It subtracts, using `subPred`, a given prediction for a given PSMVar in the current node and all ancestors of a given thread.

More concretely, if c evaluates `True` the left branch `psm1` is taken and its action `act1` is executed in line 12. Before this happens, the potential is reduced in line 11 by the differential prediction

```
delta1 = unionWith (unionWith (\x y → diffBranchPred x y)) pred1 apred2 where
  apred2 = unionWith union pred2 pred1
```

which determines, for each completion code and PSMVar, by what amount the method counts of the potentials must be reduced relative to the over-approximating maximum

```
pred = unionWith (unionWith maxPred) pred1 pred2
```

if the first branch psm1 is taken. We apply the difference function `diffBranchPred` between `pred1` and `pred2` to each such method count. Note that we need to extend `pred2` by the entry in `pred1` in case that `pred2` does not contain a completion code or a PSMVar registered in `pred1`. This adjustment is done by using `unionWith unionpred2 pred1` instead of `pred2` in the definition of `delta1`. A similar adjustment is made inside `diffBranchPred` for the PSMVar indices.

The switch operator generalises `ifte` from Boolean conditions to choice types which also carry a value to be passed to the evaluated branch.

```
switch :: PSMVal (Either a b) → (PSMVal a → PSM c) → (PSMVal b → PSM c) → PSM c
switch c psm1f psm2f = PSM (pred, act) where
  ~(PSM(pred1, _)) = psm1f Bot
  ~(PSM(pred2, _)) = psm2f Bot
  pred = unionWith (unionWith maxPred) pred1 pred2
  act ctxRef cntPred = do
    case c of
      PSMVal (Left a) → do
        let PSM(_, act1) = psm1f (PSMVal a)
        apred2 = unionWith union pred2 pred1
        delta1 = unionWith (unionWith (\x y → diffBranchPred x y)) pred1 apred2
        atomically $ subPSMVarPot ctxRef delta1
        act1 ctxRef cntPred
      PSMVal (Right b) → do
        let PSM(_, act2) = psm2f (PSMVal b)
        apred1 = unionWith union pred1 pred2
        delta2 = unionWith (unionWith (\x y → diffBranchPred x y)) pred2 apred1
        atomically $ subPSMVarPot ctxRef delta2
        act2 ctxRef cntPred
      Bot → error "switch: attempt to evaluate undefined PSMVal"
```

B.11 Closing the PSM Memory

To execute a PSM process' action, our prototype provides the functions

```

runPSM    :: PSM a → IO ThreadId
runStrIO  :: (PStrIO → PSM a) → IO ThreadId
runStrION :: Int → (PStrIO → PSM a) → IO ThreadId

```

They close a PSM process, i.e., remove it from the PSM environment, and run it through an arbitrary number of macro-steps until it terminates. Specifically, `runStrIO (λ io → psm)` puts the process `psm` in parallel with a simple IO process called `ioLoop` that operates a string-based input-output object `io::PStrIO` as described in Sec. 4:

```

ioLoop :: PStrIO → PSM ()
ioLoop io = cycle where
  cycle =
    getStrIO io >>>
    rdStrIO io >>= λl →
    ifte (do s ← l; return (s == ":q"))
        (kill)
        (putStrIO io >>> pause >>> cycle)

runStrIO :: (PStrIO → PSM a) → IO ThreadId
runStrIO fproc =
  let psm =
    newPSMVar "io" "0" $ λio →
    -- test , second io object
    newPSMVar "ioX" "1" $ λioX →
    fork (ioLoop io) (fproc io) in do
    rootId ← myThreadId
    pVarGlobMapRef ← atomically $ newTVar empty
    pVarLocMapRef ← atomically $ newTVar empty
    ctxRef ← atomically $ newRoot (rootId, Running, pVarGlobMapRef, pVarLocMapRef)
    let PSM (_, act) = psm
    act ctxRef (fromList [(CmplId 0, empty)])

```

Inside the expression `psm` of `runStrIO (λ io → psm)` we may use the methods `wrStrIO` and `rdStrIO` to access `io` and connect to std-in and std-out. At every macro-step of PSM, the function `rdStrIO` makes available the contents of the command line that is read at the beginning of the step. The function `wrStrIO` appends a string to the outbuf which is printed to the command line at the end of the step.

The wrapper `runStrIO` adds the concurrent process `ioLoop` which uses an arbitrary `io::PStrIO`. This process drives the user interaction. In each macro-step it first reads a string line from the keyboard with `getStrIO`. If the string is equal to `:q` which abbreviates the command to quit execution, then the loop

terminates. Otherwise, the output buffer is written to the command line with `putStrIO` and we pause. Notice that since the `PStrIO` policy gives the writing action `wrStrIO` higher precedence over the printing `putStrIO`, it is guaranteed that the printing by `ioLoop` only happens when no thread in `psm` is trying any more to write to the command line. Hence, the command line printout will contain all strings written by any thread during the current macro-step. Similarly, the reading `rdStrIO` of the keyboard has lower priority than `getStrIO` so that no thread in `psm` will ever attempt to read the input buffer until it has been set by `ioLoop`. All threads connected to the same `PStrIO` object will see exactly the same sequence of command line strings.

The function

```
runPSM :: PSM a → IO ThreadId
runPSM psm = runStrIO (λ_ → psm)
```

is a wrapper for processes that do not use the standard `PStrIO` facility but handle input and output, if any, in other ways. Finally, the function `runStrION (λ io -> psm)` behaves like `runStrIO (λ io -> psm)` but iterates through a pre-specified number `n` of clock ticks:

```
runStrION :: Int → (PStrIO → PSM a) → IO ThreadId
runStrION n fproc =
  let prgm =
      newPSMVar strIOInit $ λio →
      fork (ioLoop io) (fproc io) in do
    rootId ← myThreadId
    pVarGlobMapRef ← atomically $ newTVar empty
    pVarLocMapRef ← atomically $ newTVar empty
    ctxRef ← atomically $ newRoot (rootId, Running, pVarGlobMapRef, pVarLocMapRef)
    forkChild ctxRef done
    forkChild ctxRef prgm
    syncTChildren (λx → x == n) ctxRef $ (fromList [(CmplId 0, empty)])
    myThreadId
```

Note the extra parameter `λ x -> x == n` in the extended form of `syncTChildren` which defines a predicate on the macro-step index at which the PSM context is automatically and prematurely killed.

Observe that the execution is taking place inside the `IO` monad and thus has access to the world environment. Due to the clock synchronisation and coherence of the `PSMVar` objects, however, the external world (keyboard, mouse, etc) cannot influence the evaluation of the PSM process other than through changes in the memory at the clock tick. For instance, a `PStrIO` buffer `PSMVar` may read the external event queue at each clock tick through the `tick` method. Since all threads run in lock-step with the clock tick, the evaluation remains deterministic and reproducible from the sequence of memory states at the clock ticks.

C EXAMPLES OF PSMVARS

C.1 Input and Output

Communication with the external world is not taking place in the `IO` monad, as for normal Haskell programs, but in the protected PSM context. In this context, all threads are synchronised in lock-step with each other via the clock tick method. The external world is connected through special `PSMVar` objects that prevent the volatile external environment from introducing data races.

In our experimental system we provide a race-free `PStrIO` object for string output and input, which has been described briefly in Sec. 4. The objects are non-polymorphic, so their indexing type is a singleton, called `DynStrIO`, while `PStrIO` is the derived type of PSM scheduled objects, that wraps `DynStrIO` by the `PSMVar` type operator:

```
data DynStrIO = DynStrIO
type PStrIO = PSMVar DynStrIO
```

The following declarations make up the implementation of the `PSMType` class methods for `DynStrIO`:

```
1 instance PSMType DynStrIO where
2
3   type PSMStatic DynStrIO = String
4   data PSMState DynStrIO = DynStrIOState (TVar (Integer, String, String, String))
5
6   data instance Method DynStrIO b c where
7     WrStrIO  :: Method DynStrIO String ()
8     PutStrIO :: Method DynStrIO () ()
9     GetStrIO :: Method DynStrIO () ()
10    RdStrIO  :: Method DynStrIO () String
11
12    methodId WrStrIO  = MethodId 1
13    methodId PutStrIO = MethodId 2
14    methodId GetStrIO = MethodId 3
15    methodId RdStrIO  = MethodId 4
```

Every `PStrIO` object is instantiated with a string to identify it as a specific IO-port, the associated type `PSMStatic DynStrIO` (Line 3) is `String`. The associated type `PSMState DynStrIO` (Line 4) stores in a `TVar` the current ordinal count⁸ and three string buffers for the IO-port name and to connect with the GHC command line. The four methods are specified Lines 6–15, with their argument and return types (Lines 6–10) and then their method indices (Lines 12–15). The precedence policy for the methods is given in Lines 17–20.

The policy for scheduling these method types, seen in Fig. 6, is declared as follows:

⁸In the experimental system this is an `Integer`. In a serious application this should be replaced by `Int` to avoid memory overflow.


```

prec _ (MethodId 1) = return $ Just [] -- WrStrIO, writing to the outbuf
prec _ (MethodId 2) = return $ Just [MethodId 1] -- PutStrIO, printing outbuf to std-out
prec _ (MethodId 3) = return $ Just [MethodId 3] -- GetStrIO, acquiring a std-in line into the inbuf
prec _ (MethodId 4) = return $ Just [MethodId 3] -- RdStrIO, reading the inbuf

```

The global methods of the memory structure `DynStrIO` are the `init`, `tick` and `term` methods, as follows. There is no non-trivial information needed to create and instantiate a `DynStrIO`. The `init` method simply creates a fresh `TVar` with its port name, initial tick count 0 and empty buffers:

```

init name = do
  mustRef ← atomically $ newTVar (0, name, "", "")
  return $ DynStrIOState mustRef

```

The `tick` method increments the counter for the macro-step and empties the outgoing buffer. Thus, the outbuf only stores the strings that are being sent to std-out during a given macro-step:

```

tick (DynStrIOState mustRef) = do
  (cnt, name, inl, outl) ← atomically $ readTVar mustRef
  -- print buffer to stdout
  putStr $ "Tick " ++ show cnt ++ " @ Port " ++ name ++ ": " ++ outl
  -- read from stdin with prompt
  let lineBreak = "\n"
  putStr (lineBreak ++ "Port " ++ name ++ ">> ")
  line ← getLine
  -- refresh buffer
  atomically $ writeTVar mustRef (cnt+1, name, line, "")

```

Finally, the `term` method is trivial. There is nothing to be done when the a `PStrIO` object reaches the end of its life time:

```

term _ = return ()

```

Now we lift the methods as operations on PSM actions. First, to create a `PStrIO` the generic `newPSMVar` induces a function `newStrIO` as follows:

```

newStrIO :: (PStrIO → PSM b) → PSM b
newStrIO proc = newPSMVar proc

```

Method `WrStrIO` (MethodId 1) appends a string to a std-in output buffer and `PutStrIO` (MethodId 2) prints the output buffer to std-out. A second string buffer in the `PStrIO` pipes to std-in. The method type `GetStrIO` (MethodId 3) overwrites the inbuf from the command line and `RdStrIO` (MethodId 4) extracts the inbuf as a PSM value.

A method call `wrStrIO s` does not change the macro-step counter and the in-buffer, but appends the string `s` to the out-buffer. It is implemented as follows:

```
method WrStrIO (DynStrIOState mustRef) s = do
  (cnt, name, inl, outl) ← readTVar mustRef
  writeTVar mustRef (cnt, name, inl, outl ++ s)

wrStrIO :: PStrIO → PSMVal String → PSM ()
wrStrIO = runSTMMtd WrStrIO $ method WrStrIO
```

The method `PutStrIO` prints the contents of the out-buffer to stdout preceded by `"Tick_<cnt>:_"` where `<cnt>` is the current macro-step counter. Notice, for convenience, we declare the exported method `putStrIO :: PStrIO → PSM ()` without input argument. It is constant and fixed at pure `()` which is the same as `PSMVal ()`:

```
method PutStrIO (DynStrIOState mustRef) _ = do
  (cnt, inl, outl) ← atomically (readTVar mustRef)
  putStr $ "Tick " ++ show cnt ++ ": " ++ outl

putStrIO :: PStrIO → PSM ()
putStrIO io = runIOMtd PutStrIO (method PutStrIO) io (pure ())
```

The method `GetStrIO` (MethodId 3) reads the in-buffer and thus has return type `String`. The method prints a prompt `">>_"` and copies the command line into the in-buffer:

```
method GetStrIO (DynStrIOState mustRef) _ = do
  (cnt, _, _) ← atomically (readTVar mustRef)
  let lineBreak = if cnt == 0 then "" else "\n" in do
    putStr (lineBreak ++ ">> ")
    line ← getLine
    atomically $ do
      (cnt, _, outl) ← readTVar mustRef
      writeTVar mustRef (cnt, line, outl)
    return line

getStrIO :: PStrIO → PSM String
getStrIO io = runIOMtd PutStrIO (method PutStrIO) io (pure ())
```

Finally, the method `RdStrIO` (MethodId 4) merely reads the current in-buffer, leaving the state of the `PStrIO` variable intact:

```
method (DynStrIO mustRef) _ = do
  (_, inl, _) ← (readTVar mustRef)
```

```
return inl
```

```
rdStrIO :: PStrIO → PSM String
```

```
rdStrIO io = runSTMTd RdStrIO (method RdStrIO) io (pure ())
```

The policy specification of the IO-object `PStrIO` of Fig. 6g exports concurrent independence between methods `wrtStrIO` and `rdStrIO`, i.e., $0 \Vdash \text{wrtStrIO} \diamond \text{rdStrIO}$. The obligation on the library author now is to verify that in any state of the encapsulated IO object any application of `wrtStrIO` commutes with any application of `rdStrIO`. I.e., if `io :: PStrIO` is any memory state (abstracted as a single 0 in Fig. 6g) and `str :: PSMVal Str` any string then `wrtStrIO io str >>> rdStrIO io >>>= $ \x → o ..` which first writes `str` to `io` and then reads from `io`, is identical to `rdStrIO io >>>= $ \x → wrtStrIO io str >>> o ..` which first reads value `x` from `io` and then writes `str`. The reason why this is true is that the `io` object maintains two independent buffers, one for incoming characters and one for outgoing characters. In other words, the memory regions on which the two methods `wrtStrIO` and `rdStrIO` operate are isolated. We envisage that Separation Logic and LiquidHaskell can be exploited for automated verification of such isolation properties. This will open a new playground for formal verification benchmarks by a novel class of problems: automatic verification of policy-coherence.

C.2 Example: TVars as PSMVars

It is known how to encode the `TVar` reference types from `IO` in terms of `STM`. Here we embed them into `PSM` and call them `PTVar`. The raw memory structure behind `PTVar` is a `TVar` that holds a value of some type `a`:

```
data DynTVar a = DynTVar a
```

```
instance PSMTType (DynTVar a) where
```

```
type PSMStatic (DynTVar a) = a
```

```
data PSMState (DynTVar a) = DynTVarState (TVar a)
```

A `PTVar a` is initialised with an arbitrary value of type `a`, the `tick` and `term` methods are trivial. They have no effect.

```
init a = do
  mustRef ← atomically $ newTVar a
  return (DynTVar mustRef)
```

```
tick _ = return ()
```

```
term _ = return ()
```

The methods are `readPTVar` with index `MethodId 1` and `writePTVar` with index `MethodId`:

```

data instance Method (DynTVar a) b c where
  ReadPTVar  :: Method (DynTVar a) () a
  WritePTVar :: Method (DynTVar a) a ()

```

The policy makes `readPTVar` wait for `writePTVar` and the latter concurrently conflict with itself:

```

prec _ (MethodId 1 _) = return $ Just [MethodId 2] -- readPTVar MethodId 1
prec _ (MethodId 2 _) = return $ Just [MethodId 2] -- writePTVar MethodId 2

methodId ReadPTVar  = MethodId 1
methodId WritePTVar = MethodId 2

```

What we call `PTVar` are the PSM-scheduled version of `DynTVar`, i.e.,

```
type PTVar a = PSMVar (DynTVar a)
```

The methods `newPTVar`, `ReadPTVar` and `WritePTVar` are specified as follows:

```

newPTVar :: a → (PTVar a → PSM b) → PSM b
newPTVar a = newPSMVar a

method ReadPTVar (DynTVarState tvarRef) _ = readTVar tvarRef
method WritePTVar (DynTVarState tvarRef) = writeTVar tvarRef

readPTVar :: PTVar a → PSM a
readPTVar tvar = runSTMMtd ReadPTVar (method ReadPTVar) tvar (PSMVal ())

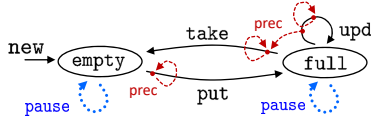
writePTVar :: PTVar a → PSMVal a → PSM ()
writePTVar = runSTMMtd WritePTVar (method WritePTVar)

```

C.3 Updateable MVars as PSMVars

Although `MVars` implement synchronisation this is not enough for determinacy. We still need the single-reader and single-writer requirement. `MVars` need the single-reader and single-writer requirement for determinacy. The update method, if permitted, creates a race with reading the `MVar` which must be ordered by precedence. Adding the PSM policy interface seen in Figs. 11a and 11b generates a race-free version which we call a `PMVar`. A `PMVar` has two states, `empty` and `full`. A fresh `x :: PMVar` is initially `empty`. It can be filled with a value `v :: a` via method `putPMVar x v`. When it is full, the value can be update with `updPMVar`, or extracted by `takePMVar x` which empties the variable again. Like for regular Haskell `MVars`, the admissibility of methods in the policy make sure that reading will block until a value is available and writing will block until `x` is empty. Obviously, a race occurs when two concurrent threads aim to put a value into an empty cell or both want to read from a full cell. To eliminate write-write and read-read races we give all methods `putPMVar`, `takePMVar`

and `updPMVar` precedence over themselves. This protects the PMVars from write-write and read-read races. The precedences have the effect that concurrent accesses such as `putPMVar x v1 ||| putPMVar x v2` and `takePMVar x ||| takePMVar x` will block each other from creating non-deterministic behaviour. In this fashion we replace non-determinism by blocking. Since this is robustly observable it may be a better choice when predictability is paramount. When integrity is more important than availability, the forced deadlock is preferable than unpredictable behaviours. Deadlock analysis is a standard problem for which analysis tools are available, and a routine part of static program analysis in synchronous programs. On the other hand the standard way to detect non-determinism is by trial and error. The race between `updPMVar` and `takePMVar` is resolved by giving the former precedence over the latter. Hence in a parallel `takePMVar x ||| updPMVar x f`, the update will be executed first. Both these features of PMVars properly extend the expressiveness over regular MVars in STM.



(a) Two-state PMVar policy.

```

newPMVar  :: (PMVar a → PSM b) → PSM b
updPMVar  :: PMVar a → PSMVal (a → a) → PSM ()
putPMVar  :: PMVar a → PSMVal a → PSM ()
takePMVar :: PMVar a → PSM a
  
```

(b) PMVar method interface

Let us see how the policy-wrapped version PMVar of updateable MVars is obtained in PSM. Recall the method interface from Fig. 11b and the policy from Fig. 11a. First, we define the core type `PMVar a` for our memory objects that we want to become an instance of the `PSMVar` class:

```

1 data PMVar_ a = PMVar_ a
2
3 instance PSMTType (PMVar_ a) where
4
5   type PSMStatic (PMVar_ a) = ()
6   data PSMState (PMVar_ a) = PMVarState (TVar (Maybe a))
7
8   init _ = fmap PMVarState $ atomically $ newTVar Nothing
9   tick _ = return ()
10  term _ = return ()
11
12 data instance Method (PMVar_ a) b c where
13   TakePMVar :: Method (PMVar_ a) () a
14   PutPMVar  :: Method (PMVar_ a) a ()
15   UpdPMVar  :: Method (PMVar_ a) (a → a) ()
16
  
```

```

17  methodId TakePMVar = MethodId 1 "take"
18  methodId PutPMVar  = MethodId 2 "put"
19  methodId UpdPMVar  = MethodId 3 "upd"
20
21  prec (PMVarState mustRef) (MethodId 1 _) = do    -- takePMVar = MethodId 1
22    must ← readTVar mustRef
23    case must of
24      Just _ → return (Just [MethodId 1 "take", MethodId 3 "upd"])
25      Nothing → return Nothing
26
27  prec (PMVarState mustRef) (MethodId 2 _) = do    -- putPMVar MethodId 2
28    must ← readTVar mustRef
29    case must of
30      Just _ → return Nothing
31      Nothing → return (Just [MethodId 2 "put"])
32
33  prec (PMVarState mustRef) (MethodId 3 _) = do    -- updPMVar = MethodId 3
34    must ← readTVar mustRef
35    case must of
36      Just _ → return (Just [MethodId 3 "upd"])
37      Nothing → return Nothing
38
39  method TakePMVar (PMVarState rVarRef) _ = do
40    rvar ← readTVar rVarRef
41    case rvar of
42      Nothing → error "panic: taking empty PMVar"
43      Just v → do
44        writeTVar rVarRef Nothing
45        return v
46
47  method PutPMVar (PMVarState rVarRef) v = do
48    rvar ← readTVar rVarRef
49    case rvar of
50      Nothing → writeTVar rVarRef (Just v)
51      Just v → error "panic: putting into full PMVar"
52
53  method UpdPMVar (PMVarState rVarRef) f = do

```

```

54   rvar ← readTVar rVarRef
55   case rvar of
56     Nothing → error "panic: updating empty PMVar"
57     Just v  → writeTVar rVarRef (Just $ f v)

```

The contents of a PMVar are stored in a TVar which may be *Nothing* when the PMVar is empty or *Just v* if it is full holding value $v :: a$ (Line 6). The global methods *init*, *tick* and *term* are trivial (Lines 8–10). PMVars are initialised as empty, so the static type `PSMStatic (PMVar a)` from which `newPMVar` will instantiate is the trivial type `()` (line 5) and the *init* function creates an empty cell (line 8). The *tick* and *term* actions have no effect on a PMVar.

The methods are `takePMVar` indexed by `MethodId 1`, `putPMVar` by `MethodId 2` and `updPMVar` by `MethodId 3` (Lines 17–19) with input-output types as specified in Lines 13–15.

Next we define the policy for our methods, in Lines 21–37. Notice that the precedence relation *prec* introduces a precedence loop each for `MethodId 1` (line 24) and `MethodId 3` (line 36) when the TVar is full and for `MethodId 2` (line 31) when it is empty. In state *full* also `MethodId 3` takes precedence over `MethodId 1` (line 24). In the other cases, the methods are not admissible.

The last step is to install the methods. This works analogously for both methods, so we only describe the definitions for `takePMVar`. The generic function *method* that implements the `TakePMVar` action is seen in Lines 40–46. It reads the contents of the memory which is called `rVarRef` in line 41 and returns the content if it is non-empty. The case that it is empty throws a (data corruption) error. This should never happen, because the action `takePMVar` is not admissible in this case. Finally, we use the generic method function from the `PSMVarMtd` class to export the methods under PSM control:

```

type PMVar a = PSMVar (PMVar_ a)

takePMVar :: PMVar a → PSM a
takePMVar rvar = runSTMMtd TakePMVar (method TakePMVar) rvar (PSMVal ())

putPMVar :: PMVar a → PSMVal a → PSM ()
putPMVar rvar v = runSTMMtd PutPMVar (method PutPMVar) rvar v

updPMVar :: PMVar a → PSMVal (a → a) → PSM ()
updPMVar rvar f = runSTMMtd UpdPMVar (method UpdPMVar) rvar f

newPMVar :: String → (PMVar a → PSM b) → PSM b
newPMVar name = newPSMVar name ()

```

Let us look at the coherence requirement: What is the library designer supposed to verify? The scheduling precedences `prec` between the methods declared with the `PSMType` instance declaration above, establishes the scheduling policy. In particular, it decrees that `takePMVar` takes precedence over itself when the variable is full, i.e., the state must of the `PSMVar` is of the form `Just _`. In the notation of Sec. 3.4 we have $\text{Just } _ \Vdash \text{takePMVar} < \text{takePMVar}$. This has the effect that the PSM scheduler will refuse to execute `takePMVar` concurrently with itself. This is necessary since `takePMVar` does not commute with itself: if we execute `takePMVar` on state `Just _` it will take the value and empty the `PMVar`. Any other concurrent thread also executing `takePMVar` would now be blocked. If the programmer had left out the self-precedence in the policy, writing

```
Just _ → return (Just [MethodId 1 "take", MethodId 3 "upd"])
```

in line 24 of the instance declaration for `PSMType (PMVar_ a)`, then the method `takePMVar` would be concurrently independent from itself, i.e., $\text{Just } _ \Vdash \text{takePMVar} \diamond \text{takePMVar}$. In that case, the requirement of policy coherence would oblige the programmer to verify that any *two* applications of `takePMVar` commute; Specifically, that after the first application of `takePMVar` another application remains admissible. The attempt to verify that method `TakePMVar` (as implemented in lines 40–46 is isolated from itself would not be possible in this case. In synchronous programming the compiler checks this statically and will refuse to compile.

C.4 Example: Esterel Temporary Signals as PSMVars

Another important type of PSMVars are Esterel-style temporary signals, as described in Sec. 4. Each signal has a static and a dynamic part. The static information consists of a default value for initialisation and a commutative and associative combination function. The dynamic part is a `TVar` memorising a value and a presence status:

```
data StatSig a = StatSig a (a → a → a)
```

A special instance of a signal could use 0 for initial value and + as the combination functions.

```
zpSigInit :: StatSig Int
zpSigInit = StatSig 0 (+)
```

The signals are called *temporary* because their value computed in a macro-step is not preserved for the next macro-step. Instead, the default value is used. This models the full valued temporary signals of Esterel V7 which are useful to model hardware in which the values are stored in wires, and hence do not need to be memorised across macro-steps. The type

```
newtype TSig a = TSig a
```

is the raw data type for signals encapsulating only the memory structure needed to manipulated signals (the *must* information). For determinate scheduling we must add prediction (the *can* information). The signal variables then have the following type:

Manuscript submitted to ACM


```
type PTSig a = PSMVar (TSig a)
```

In order for `TSig a` to be useable for predictive scheduling we must make it an instance of the `PSMType` class. For this we identify the methods to be put under policy control. The policy distinguishes four method indices, called `MethodId 1` (`DInit`), `MethodId 2` (`DEmit`), `MethodId 3` (`DPres`) and `MethodId 4` (`DRead`). These methods are locking each other in a way specific to the signal type, implementing the policy in Fig. 6d.

```
instance PSMType (TSig a) where
```

```
  type PSMStatic (TSig a) = StatSig a
  data PSMState (TSig a) = TSigState a (a → a → a) (TVar (a, Bool))
```

```
  init (StatSig v0 cmb) = do
    mustRef ← atomically $ newTVar (v0, False)
    return $ TSigState v0 cmb mustRef
```

```
  tick (TSigState def _ mustRef) =
    atomically $ writeTVar mustRef (def, False)
```

```
  term _ = return ()
```

```
  data instance Method (TSig a) b c where
```

```
    DInit :: Method (TSig a) a ()
    DEmit :: Method (TSig a) a ()
    DPres :: Method (TSig a) () Bool
    DRead :: Method (TSig a) () a
```

```
  methodId DInit = MethodId 1
  methodId DEmit = MethodId 2
  methodId DPres = MethodId 3
  methodId DRead = MethodId 4
```

```
  prec _ (MethodId 1 _) = return $ Just [MethodId 1]
  prec _ (MethodId 2 _) = return $ Just [MethodId 1]
  prec (TSigState _ _ mustRef) (MethodId 3 _) = do
    (_, status) ← readTVar mustRef
    return $ if status then Just [MethodId 1]
```

```

        else Just [MethodId 1, MethodId 2]
prec _ (MethodId 4 _) = return $ Just [MethodId 1, MethodId 2]

```

The four method indices MethodId 1, MethodId 2, MethodId 3 and MethodId 4 are associated with four methods. The implementation of these methods are presented in the sequel.

Signal Initialisation. The first method is DInit with index MethodId 1. It initialises the signal in each tick. This is useful if the static default value is to be overridden.

```

method DInit (TSigState _ _ tmust) v =
    writeTVar tmust (v, False)

```

The Init method is exported for the PSM context with the generic runSTMMtd wrapper:

```

initPTSig :: PTSig a → PSMVal a → PSM ()
initPTSig = runSTMMtd DInit $ method DInit

```

Signal Emission. The signal emission type has the method index MethodId 2 and is called DEmit. When this method is called a value is emitted on the signal and its status is set present.

```

method DEmit (TSigState _ cmb tmust) v = do
    (val, _) ← readTVar tmust
    writeTVar tmust (cmb val v, True)

```

```

emitPTSig :: PTSig a → PSMVal a → PSM ()
emitPTSig = runSTMMtd DEmit $ method DEmit

```

Present Test. The method with index MethodId 3 is the present test, called DPres. It returns the boolean status of the signal. This method must wait for all concurrent initialisations or emissions.

```

method DPres (TSigState _ cmb mustRef) v = do
    (_, stat) ← readTVar mustRef
    return stat

```

```

presPTSig :: PTSig a → PSM Bool
presPTSig sig = runSTMMtd DPres (method DPres) sig (PSMVal())

```

Signal Reading. The value of a signal is obtained by the method `DRead` with index `MethodId 4`. Like the present test `DPres` is must wait for all concurrent `Dinit` and `Demit`.

```
method DRead (TSigState _ _ tmust) _ = do
  (val, _) ← readTVar tmust
  return val
```

```
readPTSig :: PTSig a → PSM a
readPTSig sig = runSTMTd DRead (method DRead) sig (PSMVal ())
```

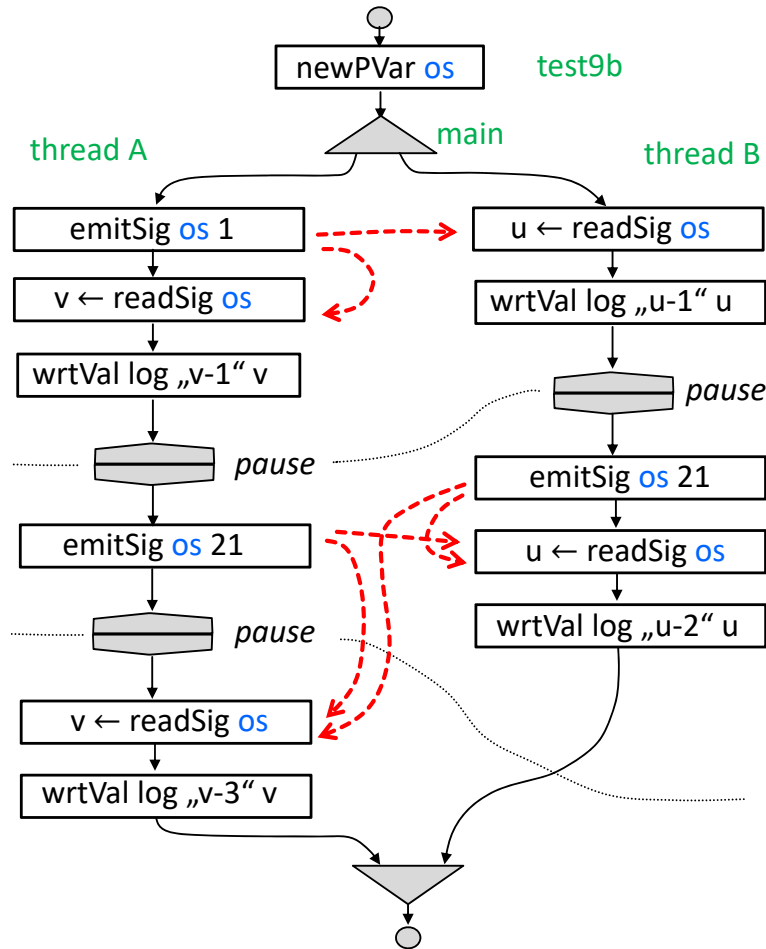


Fig. 12. Example PSM program using Esterel temporary signals.

Example. Consider example program illustrated in Fig. 12. It is a parallel composition of two worker threads A and B that communicate with each other via a shared (temporary) Esterel signal `os::PTSig Int` carrying integer values. The PSM code is as follows:

```

1 test9b = runStrIO $ λlog →
2   newPSMVar "os" zpSigInit $ λ os →
3     xfork "main"
4       ( -- Thread A
5         emitPTSig os (pure 1) >>>
6         readPTSig os >>=> λ v →
7         wrtVal log "v-1" v >>>
8         pause >>>
9         emitPTSig os (pure 21) >>>
10        pause >>>
11        readPTSig os >>=> λ v →
12        wrtVal log "v-3" v
13      )
14      ( -- Thread B
15        readPTSig os >>=> λ u →
16        wrtVal log "u-1" u >>>
17        pause >>>
18        delay 1000000 >>>
19        emitPTSig os (pure 21) >>>
20        readPTSig os >>=> λ u →
21        wrtVal log "u-2" u
22      )

```

The thread A lives through 3 and thread B lives for 2 macro-cycles which are separated by the pause statements in the control flow, in lines 8 and 10 for A and line 17 for B. These clock barriers are illustrated by a grey boxes in the control-flow graph.

In the first cycle, A emits value 1 on signal `os`, then reads the value of `os` into the value variable `v` and prints it to the IO interface object `log::PStrIO` (see Sec. C.1) that is introduced by the `runStrIO` wrapper function. The output logging is encapsulated in the auxiliary function

```

-- logging a value
wrtVal :: Show a ⇒ PStrIO → String → a → PSM ()
wrtVal log s n =
  let line = s ++ " = " ++ show n ++ " " in
  wrStrIO log (pure line)

```

which also prints a message string. After the pause, in the second macro step, the left thread A only emits value 21 to the signal `os` and pauses. In the third macro step, thread A only reads the value of `os` and terminates. The right thread B is active for only two cycles: First, it reads `os` and logs its values and in the second macro step it emits value 21 and also reads and logs.

As can be noted, in this scenario we have a dynamically varying number of readers and writers on the shared signal `os`. In the first tick we have one writer A while both threads read; In the second tick we have two writers and only one reader B; in the third tick there is no writer and one reader A. The data flow of read and write accesses are visualised by thick dashed arrows in Fig. 12.

Now if we look at the output generated by this program (under the control of `runStrIO`, we see the following output:

```
*PSM> test9b
Tick 0 @ Port IO: v-1 = 1 u-1 = 1
Port IO>>
Tick 1 @ Port IO: u-2 = 42
Port IO>>
Tick 2 @ Port IO: v-3 = 0
Port IO>>
Tick 3 @ Port IO:
Port IO>> :q
ThreadId 71
```

As can be noted, in the first Tick both threads receive the same value 1 which is the value emitted by A. In the second Tick thread B reads value 42 which is the combined value of 21 emitted by A and a value of 21 emitted by B. Recall that the signal `os` is created with the initialisation constant `zpSigInit` which defines addition as the combination function and 0 as the default value. This default value is then what is read by thread A in the third Tick where there is no signal emission on `os`.

Notice that we have added a timing constant of 1000000 to delay the emission of 2 by B in the second tick. This verifies that the reading of the signal by A is indeed waiting for *all* signal emissions to have taken place before it gets access to the value.