



Controller Synthesis for Parametric Timed Games ^{★ ★★}



Mikael Bisgaard Dahlsen-Jensen¹ , Baptiste Fievet² ,
Laure Petrucci ² , and Jaco van de Pol¹

¹ Aarhus University, Aarhus, Denmark
{mikael,jaco}@cs.au.dk

² CNRS, Université Sorbonne Paris Nord, LIPN, F-93430 Villetaneuse, France
{Baptiste.Fievet, Laure.Petrucci}@lipn.univ-paris13.fr

Abstract. We present a (semi)-algorithm to compute winning strategies for parametric timed games. Previous algorithms only synthesized constraints on the clock parameters for which the game is winning. A new definition of (winning) strategies is proposed, and ways to compute them. A transformation of these strategies to (parametric) timed automata allows for building a controller enforcing them. The feasibility of the method is demonstrated by an implementation and experiments for the Production Cell case study.

1 Introduction

Timed Games (TG) [16] extend Timed Automata (TA) [1] by distinguishing controllable and uncontrollable transitions and introducing a reachability goal. The game is won by the controller, if he can play controllable actions, such that no matter which uncontrollable actions are taken by the environment, the goal is reached. An on-the-fly algorithm was introduced in [7], to decide whether a timed game is won by the controller. This algorithm forms the basis of UPPAAL Tiga [5]. Parametric Timed Automata (PTA) [2] enable the study of an infinite family of TA by replacing concrete constraints by parameters. Given a desired property, the problem is to find all parameter valuations that satisfies it. Unlike TA, most problems are undecidable for PTA [3], although several fragments are known to be decidable, e.g., L/U PTA [12] and PTA with only one clock [6].

Parametric Timed Games (PTG) combine the ideas of PTA and TG and were introduced along with a semi-algorithm for parameter synthesis for reachability objectives [13,14], extended and implemented in [10]. The semi-algorithm in that work enumerates all constraints on clock parameters, for which the game is won.

[★] This work was partially supported by CNRS international PhD programme, the CNRS International Research Network CLoVe and Innovationsfonden Danmark's DIREC project SIoT (Secure Internet of Things).

^{★★} This is the full version of the paper under the same title accepted to QEST+FORMATS 2025.

We extend the previous work in several directions. Our main goal is to generate a *concrete strategy*, that tells the controller how to win the game. Thus, we automatically synthesize a controller that is correct by construction. This strategy is represented itself by a parametric timed automaton, which can be put in parallel to the original system. In the synchronous product of the controller and the system, every run will eventually reach the goal location.

UPPAAL Tiga [5] allows generating winning strategies for TG and [11] proposes a translation from these to controller timed automata. However, these strategies have the “implicit semantics” that their instructions must be taken *as soon as possible*, causing ill-defined behavior in some cases. We improve the situation by a new type of strategies, whose instructions explicitly define the interval in which a transition must be taken, and extend this to PTG. This new notion of strategy allows for expressing the controller as a Parametric Timed Automaton.

We also reconciled the algorithm from [7] with the actual implementation in [5]. In [7] (and also in its extension [10]), a strategy can only rely on controllable actions, while UPPAAL Tiga takes the more realistic approach, in which the strategy can also consider uncontrollable actions, as long as they cannot be postponed forever. In this paper, we develop the theory of these *forced uncontrollable transitions*, and adapt the algorithms accordingly.

1.1 Motivating Example

Let us first recall how [7], its parametric extension [13,14] as well as the tool UPPAAL Tiga itself defines strategies: they are memoryless, i.e. provide the next action based solely on the current state. This action can be either a discrete transition or a *Wait* instruction. In case of a *Wait*, the controller must wait until a state is reached where the strategy provides a discrete transition, which should then be taken *as soon as possible*. However, the “first” future state where the strategy outputs a discrete transition may not exist.

Example 1. Consider the example in Fig. 1a. It is a Timed Game with a clock x and a reachability objective with **Win** as the only target location. Controllable (resp. uncontrollable) transitions are drawn by solid (resp. dashed) arrows, have action labels, optional guards and clock resets.

The environment can force a transition from L_0 to L_1 for any value $0 \leq x \leq 2$. When in L_1 there are three cases: If $1 < x < 2$, we can immediately reach **Win** by taking c_2 and c_3 . If $x \leq 1$, we can safely wait to reach the interval $1 < x < 2$, and apply the previous case. If $x = 2$, we should still take c_2 immediately, else we would be stuck in L_1 forever. However, we might not be able to take c_3 from L_2 before the environment sends us back to L_1 with $x = 0$, where the previous case applies. Since we have a winning strategy from L_0 when the environment moves with $x \leq 2$, we can just wait if it happens, or else win with action c_1 when x reaches value 2. The strategy synthesized by UPPAAL is illustrated in Fig. 1b. Notice that c_2 winning in L_1 when $x = 2$ is merged with applying c_2 in L_1 when $1 < x < 2$.

Let us focus on how to win from state $(L_1, x = 0)$. From (3), we wait until $x > 1$ where (2) can be applied, taking action c_2 as soon as possible. But such a moment does not exist: when $x = 1$, it is too early to take c_2 ; when $x = t > 1$, it is too late as we could have taken c_2 earlier at a time t' such that $1 < t' < t$. Therefore, no run going through $(L_1, x = 0)$ complies with the strategy provided by UPPAAL. Yet, we need to be able to react if the environment moves from L_0 to L_1 when $x = 0$.

The way we handle this in our strategy is by adding additional information on how long to wait before acting. In Fig. 1b (bottom), we show how we modify (2). This new specification requires the player to commit to an action in advance and wait until the specified time interval before executing it. In L_1 when applying (2a), the action c_2 can be taken at any point in time within $1 < x < 2$. This avoids the issue in UPPAAL's strategy, where an action is always fired at the first available moment (even if it might not exist).

A key subtlety arises: unlike UPPAAL's synthesis, we cannot simply merge (2a) and (2b). If we did, it would be possible to follow the strategy but end up looping infinitely between L_1 and L_2 . Instead, we keep them separate and ensure they remain disjoint. With this change, at most one iteration of the loop can happen, no matter how well the environment plays the uncontrollable actions. We will discuss the exact procedure for synthesizing such a strategy later.

1.2 Outline

In Sec. 2, we recall the basic definitions of the model for Parametric Timed Games. Sec. 3 introduces our new representation of a controller strategy, the strategy specification. Modifications to the strategy synthesis algorithm provide a strategy specification representing a winning strategy for all parameter values found winning. In Sec. 4, we adapt the model to account for forced transitions. We also introduce the notion of temporal bounds used in an updated version of our algorithm to solve Parametric Timed Games with forced transitions. Sec. 5

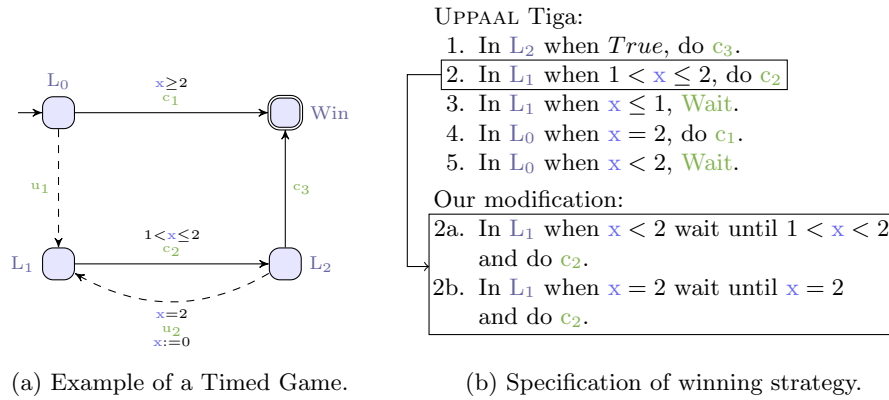


Fig. 1: Timed Game, strategy from UPPAAL Tiga, and a modified fix.

presents an algorithm that synthesizes a controller from a strategy specification such that the controller, when synchronized with the parametric timed game, limits its possible runs to a subset of the runs that are coherent with the strategy specification, without restricting the environment actions. Then, Sec. 6 presents our implementation and the experiments conducted. Finally, conclusion and perspectives are drawn in Sec. 7.

2 Model of Parametric Timed Games

A Parametric Timed Game (PTG) is a structure based on timed automata (TA). Like classical automata, it has locations connected by discrete transitions. It also has clocks. Locations are associated a condition on clock valuations (invariant) that must be satisfied while staying in the location. An action in a timed automaton is either to take a discrete transition or to let some time pass. Discrete transitions have a guard that must be satisfied in order to take the transition. In a parametric setting, these conditions use linear terms over clocks and parameters. Parameters are unspecified but constant during a run. A discrete transition has a subset of clocks which are reset when the transition is taken.

A *clock valuation* is a function $v_X \in \mathbb{R}_{\geq 0}^X$ assigning a non-negative real value to each clock. A *parameter valuation* $v_P \in \mathbb{Q}_{\geq 0}^P$ assigns a non-negative rational value to each parameter. A *valuation of a game* is a pair $v = (v_X, v_P)$. The set of all valuations of the game is denoted $V = \mathbb{R}_{\geq 0}^X \times \mathbb{Q}_{\geq 0}^P$. A *linear term* over P is a term defined by the following grammar: $plt := \bar{k} \mid k\mathbf{p} \mid plt + plt$ where $k \in \mathbb{Q}$ and $\mathbf{p} \in P$. *Zones* allow for capturing a set of valuations in a game. The set of *parametric zones* $\mathcal{Z}(X, P)$ is the set of formulas defined inductively by the following grammar: $\phi := \top \mid \phi \wedge \phi \mid \mathbf{x} \sim plt \mid \mathbf{x} - \mathbf{y} \sim plt \mid plt' \sim plt$ where $\mathbf{x}, \mathbf{y} \in X$, $\sim \in \{<; \leq; =; \geq; >\}$ and plt and plt' are linear terms over P .

In a two-player timed game, discrete transitions are partitioned between controllable transitions and uncontrollable (environment) transitions.

Definition 1 (PTG). A Parametric Timed Game is a tuple of the form $G = (L, X, P, Act, T_c, T_u, \ell_0, Inv)$ such that

- L, X, P, Act are sets of locations, clocks, parameters, transition labels.
- $T = T_c \sqcup T_u$ is partitioned into sets of controllable and uncontrollable transitions. $T \subseteq L \times \mathcal{Z}(X, P) \times Act \times \mathcal{P}(X) \times L$ is the set of transitions of the form $(\ell, g, \mathbf{a}, Y, \ell')$ where: ℓ, ℓ' are source and target locations, g is the guard,³
 \mathbf{a} the label, Y the set of clocks to reset.
- ℓ_0 is the initial location.
- $Inv : L \rightarrow \mathcal{Z}(X, P)$ associates an invariant with each location.

Function v_P is naturally extended to linear terms on parameters, by replacing each parameter in the term with its valuation. With $v \models \phi$, we denote that

³ Note that we extend the definition in [10] by allowing diagonal constraints in guards. The main reason is that the synthesized controller will need diagonal constraints.

valuation $v = (v_X, v_P)$ satisfies a zone ϕ . Zones can also be seen as a convex set in the space of valuations by considering those satisfying the condition.

2.1 Semantics of Parametric Timed Games

A *state* of a PTG consists of a location and a valuation of clocks and parameters. Transitions modify clock valuations by letting time pass or resetting clocks.

Let $v = (v_X, v_P)$ be a valuation of the game and $\delta \geq 0$ a delay. $\forall \mathbf{x} \in X : (v_X + \delta)(\mathbf{x}) = v_X(\mathbf{x}) + \delta$ and $v + \delta = (v_X + \delta, v_P)$. Let $Y \subseteq X$. $v_X[Y := 0]$ is the valuation obtained by *resetting the clocks* in Y , i.e.: $\forall \mathbf{x} \in Y : v_X[Y := 0](\mathbf{x}) = 0$ and $\forall \mathbf{x} \in X \setminus Y : v_X[Y := 0](\mathbf{x}) = v_X(\mathbf{x})$, and $v[Y := 0] = (v_X[Y := 0], v_P)$.

The semantics of a Parametric Timed Game is defined as a timed transition system on states, with timed and discrete transitions, and a winning condition. A *state* of a PTG is a pair (ℓ, v) where ℓ is a location and v a valuation of the game satisfying its invariant: $v \models \text{Inv}(\ell)$. The *state space* is then $\mathbb{S} = \{(\ell, v) \in L \times V \mid v \models \text{Inv}(\ell)\} = \bigcup_{\ell \in L} \{\ell\} \times \text{Inv}(\ell)$. Let $\delta \in \mathbb{R}_{\geq 0}$ be a time delay. A *timed transition* is a relation $\rightarrow^\delta \in \mathbb{S} \times \mathbb{S}$ s.t. $\forall (\ell, v), (\ell', v') \in \mathbb{S} : (\ell, v) \rightarrow^\delta (\ell', v')$ iff $\ell = \ell'$ and $v' = v + \delta$. Let $t = (\ell, g, a, Y, \ell') \in T$ be a transition. A *discrete transition* is a relation $\rightarrow^t \in \mathbb{S} \times \mathbb{S}$ s.t. $\forall (\ell, v), (\ell', v') \in \mathbb{S} : (\ell, v) \rightarrow^t (\ell', v')$ iff $v \models g$ and $v' = v[Y := 0]$.

States are grouped in symbolic states, similar to valuations grouped in zones.

Definition 2 (symbolic state). A symbolic state of a PTG is a pair $\xi = (\ell, Z)$ where ℓ is a location and Z a zone of the game satisfying its invariant: $Z \models \text{Inv}(\ell)$. The symbolic state (ℓ, Z) represents the subset of states $\{\ell\} \times Z \subseteq \mathbb{S}$. The set of temporal successors of ξ is defined as $\xi^\rightarrow = \{s' \mid \exists \delta, \exists s \in \xi : s \rightarrow^\delta s'\}$. Similarly, its temporal predecessors are defined $\xi^\leftarrow = \{s \mid \exists \delta, \exists s' \in \xi : s \rightarrow^\delta s'\}$.

Let $\vec{0}$ be the clock valuation where all clocks have value 0. The set of possible initial states of the PTG is $\xi_0 = \{(\ell_0, (\vec{0}, v_P)) \mid v_P \in \mathbb{Q}_{\geq 0}^P : (\vec{0}, v_P) \models \text{Inv}(\ell_0)\}$.

A *run* of the PTG G is a finite or infinite sequence of states $s_0 s_1 s_2 \dots$ s.t. $s_0 \in \xi_0$ and $\forall i \in \mathbb{N}, \exists \delta \in \mathbb{R}_{\geq 0}, \exists s \in \mathbb{S}, s_i \rightarrow^\delta s \rightarrow^t s_{i+1}$. A *history* is a finite run. Given a history h , we define $ls(h)$ to be the last state of h . Given a game G , we denote its set of runs by \mathcal{R} and the histories by \mathcal{H} .

Since we deal with reachability games, the objective is specified by a set of locations in the PTG. A run is winning if it reaches one of these locations. Let $R \subseteq L$ be a *reachability objective*. The set of *winning runs* $\Omega_{\text{Reach}}(R)$ is the subset of runs that visit R : $\Omega_{\text{Reach}}(R) = \{r \in \mathcal{R} \mid \exists \ell \in R, \exists v \in V : (\ell, v) \in r\}$.

2.2 Strategies in Parametric Timed Games

A controller strategy σ_c models decision-making. Building upon the strategy definition of [8], it is a function taking a history and deciding to either wait indefinitely, or to wait for a finite delay and apply a discrete transition. In the latter case, we will require the transition to be available after the delay (i.e. the invariant holds and the guard of the transition is enabled).

Sec. 1.1 exhibited a critical delay interval to select an action. We now introduce controller strategies that, given a history, return a non-empty set of valid decisions, one of which will be chosen non-deterministically.

Definition 3 (controller strategy). A controller strategy σ is a function $\sigma : \mathcal{H} \rightarrow \mathcal{P}((\mathbb{R}_{\geq 0} \times T_c) \cup \{\infty\}) \setminus \{\emptyset\}$, s.t. for all $h \in \mathcal{H}$, if $(\delta, t_c) \in \sigma(h)$, then for some $s_\delta, s_{t_c} \in \mathbb{S}$, $ls(h) \xrightarrow{\delta} s_\delta \xrightarrow{t_c} s_{t_c}$.

The delay of a decision is: $\text{delay}(\delta, t) = \delta$ and $\text{delay}(\infty) = \infty$.

Note ∞ denotes that we “give up our turn”, not necessarily that we stay in this state forever. So we do not require that the invariant stays true in this case.

A controller strategy σ induces a set of runs coherent with the strategy. Either a decision of the controller strategy is applied, or a decision leading to an uncontrollable action occurs with a delay lower or equal to the delay of a controller decision of the strategy. This corresponds to the case where an uncontrollable action intercepts a controller decision of the strategy. If both the controller and the environment select the same delay, we consider that the controller cannot guarantee that its transition will be taken, thus the environment can intercept.

Definition 4 (run coherent with controller strategy). Run $r = s_0 s_1 s_2 \dots$ is coherent with the controller strategy σ if and only if $\forall i \in \mathbb{N}$:

- Either the run ends in s_i , and $\infty \in \sigma(s_0 s_1 \dots s_i)$
- Or there exists $(\delta, t_c) \in \sigma(s_0 s_1 \dots s_i)$ and $s' \in \mathbb{S}$ s.t. $s_i \xrightarrow{\delta} s' \xrightarrow{t_c} s_{i+1}$.
- Or there exists $d \in \sigma(s_0 s_1 \dots s_i)$, $\delta' \leq \text{delay}(d) \in \mathbb{R}_{\geq 0}^\infty$, $t_u \in T_u$ and $s' \in \mathbb{S}$ such that $s_i \xrightarrow{\delta'} s' \xrightarrow{t_u} s_{i+1}$.

Definition 5 (winning strategy). A controller strategy σ is winning w.r.t. a reachability objective R iff all runs coherent with σ are winning w.r.t. R .

Previous work ([10]) introduced an algorithm aimed at solving the following question: Given a Parametric Timed Game G and a Reachability Objective R , for which parameter valuations is there a winning controller strategy from the initial state? We now aim to solve the following questions: *How can we produce a controller strategy that guarantees to win from those parameters valuations? Can we express the controller as a PTA, to be synchronized with the system?*

3 Strategy Specification and Synthesis

We now introduce strategy specifications, as a means to specify infinite strategies by finite objects. A strategy specification is a list of instructions. Instructions can be of two types: First, $(\xi, \perp, \text{Wait})$ where ξ is a symbolic state and Wait is a signal to wait. This instruction represents the instruction “When in ξ , wait indefinitely”. Second, (ξ, ξ', t_c) where ξ and ξ' are symbolic states and t_c is a controllable transition. This represents the instruction “When in ξ , wait until ξ' is reached, and apply the discrete transition t_c ”.

Definition 6. A strategy specification L is a list of instructions i of the form: $i = (\xi, \xi', t_c)$ or $i = (\xi, \perp, \text{Wait})$, where ξ and ξ' are symbolic states, t_c is a controllable transition such that t_c is applicable from every state s' of ξ' and $\xi \subseteq \xi' \setminus$, \perp is undefined and Wait is a signal to wait.

The source of an instruction i is denoted by $\text{src}(i) = \xi$.

A state $s \in \mathbb{S}$ matches an instruction i of some strategy specification L when $s \in \text{src}(i)$. If the current state does not match any instruction of L , the default action is to wait indefinitely, as with an instruction of the form $(\xi, \perp, \text{Wait})$. If the state matches an instruction of the form (ξ, ξ', t_c) , a delay leading to ξ' is selected non-deterministically. From there, transition t_c is taken.

Definition 7 (decisions). The set of possible decisions specified by instructions from a strategy specification L , given current state $s \in \mathbb{S}$, is defined as follows:

$$\text{dec}((\xi, \perp, \text{Wait}), s) := \{\infty\}$$

$$\text{dec}((\xi, \xi', t), s) := \{\delta \in \mathbb{R}_{\geq 0} \mid \exists s_\delta \in \xi' \text{ s.t. } s \xrightarrow{\delta} s_\delta\} \times \{t\}$$

The controller strategy σ_L specified by L on history $h \in \mathcal{H}$ is defined as follows:

$$\begin{aligned} \sigma_L(h) &= \bigcup \{\text{dec}(i, \text{ls}(h)) \mid i \in L \text{ and } \text{ls}(h) \text{ matches } i\} && \text{if not empty,} \\ \sigma_L(h) &= \{\infty\} && \text{otherwise.} \end{aligned}$$

3.1 Synthesis of Strategy Specification

An algorithm to compute valuations of the parameters for which a winning strategy exists, is presented in [10]. We quickly recall how this algorithm works, before introducing some modifications to synthesize a winning strategy specification. Alg. 1 presents the algorithm, where our modifications are highlighted in green boxes. The blue boxes will be addressed in Sec. 4. It features two main parts: the exploration (EXPLORE) and the back-propagation of winning states (UPDATE).

Original algorithm from [10]. The overall idea is to compute reachable states while propagating winning conditions backward based on controllable and uncontrollable transitions. Starting from the initial symbolic state ξ_0 , as long as some states remain to be explored or updated, they are handled by the appropriate function (ll. 6 and 7).

Procedure EXPLORE chooses a symbolic state ξ in the set of states to explore *WaitingExplore* and removes it from this set (l. 10). It then considers one by one all discrete transitions that can be taken from ξ (ll. 11–14). The successor symbolic states ξ' are generated by computing the states reachable from ξ via the transition (*Succ*) and letting time pass. *Depends* records ξ as a predecessor of ξ' . ξ' is added to the set of states to explore, if not already explored yet. If the location of ξ is a target, it is considered winning, and its predecessors added to the set waiting for a back-propagation update (ll. 15–17). In any case, ξ is also added to that set (l. 23), and declared explored (l. 23).

Procedure UPDATE performs the back-propagation of winning zones. It operates on a symbolic state ξ picked from *WaitingUpdate*. First, the predecessors (*Pred*) of successors of ξ by an uncontrollable transition that are not already

Algorithm 1 For PTG $G = (L, X, P, Act, T_c, T_u, \ell_0, Inv)$ and reachability objective R , returns the set of all parameter valuations that win the game.

```

1:  $Explored, WaitingUpdate, WaitingExplore \leftarrow \emptyset, \emptyset, \{\xi_0^{\nearrow}\}$   $\triangleright$  Symbolic state sets
2:  $Win[], Depends[], ForcedMoves[] \leftarrow \emptyset, \emptyset, \emptyset$   $\triangleright$  Maps from symbolic states
3:  $InstrList := []$   $\triangleright$  List of triplets (Symbolic state, Symbolic state, action)
4:  $WinningParam := \text{False}$ 
5: function SOLVEPTG
6:   while  $WaitingExplore \neq \emptyset \vee WaitingUpdate \neq \emptyset$  do
7:     Choose either EXPLORE() or UPDATE()
8:   return ( $WinningParam, InstrList$ )

9: procedure EXPLORE
10:  Pick  $\xi$  from  $WaitingExplore$ 
11:  for  $t$  transition from  $\xi$  do
12:     $\xi' := Succ(t, \xi)^{\nearrow}$ 
13:     $Depends[\xi'] \leftarrow Depends[\xi'] \cup \{\xi\}$ 
14:    if  $\xi' \notin Explored$  then  $WaitingExplore \leftarrow WaitingExplore \cup \{\xi'\}$ 
15:  if  $\xi.\ell \in R$  then
16:     $Win[\xi] \leftarrow \xi, WaitingUpdate \leftarrow WaitingUpdate \cup Depends[\xi]$ 
17:     $InstrList \leftarrow InstrList \cup \{(\xi, \perp, Wait)\}$ 

18:   $UnCtrl := \bigcup \{guard(t_u) \mid t_u \in T_u \wedge t_u \text{ transition from } \xi\}$ 
19:   $Ctrl := \bigcup \{guard(t_c) \mid t_c \in T_c \wedge t_c \text{ transition from } \xi\}$ 
20:   $(InvBound_{In}, InvBound_{Out}) := UTempSplit(Inv(\xi.\ell))$ 
21:   $ForcedMoves[\xi] \leftarrow (InvBound_{In} \cap UnCtrl) \setminus Ctrl$ 
22:   $ForcedMoves[\xi] \leftarrow ForcedMoves[\xi] \cup (InvBound_{Out} \cap \overline{UnCtrl}) \setminus \overline{Ctrl}$ 
23:   $WaitingUpdate \leftarrow WaitingUpdate \cup \{\xi\}, Explored \leftarrow Explored \cup \{\xi\}$ 

24: procedure UPDATE
25:  Pick  $\xi$  from  $WaitingUpdate$ 
26:   $UnCtrl := \bigcup \{Pred(t_u, \xi' \setminus Win[\xi']) \mid t_u \in T_u \wedge \xi' = Succ(t_u, \xi)^{\nearrow}\}$ 
27:  for  $t$  controllable transition from  $\xi$  do
28:     $WinningMove := Pred(t, Win[Succ(t, \xi)^{\nearrow}]) \setminus UnCtrl$   $\triangleright$  Union of zones
29:    for  $\xi_i \in WinningMove$  do
30:       $NewWin_i := SafePred(\xi_i, UnCtrl) \cap \xi$ 
31:      for  $(\xi_{solved}, \neg, \neg) \in InstrList$  do
32:         $NewWin_i \leftarrow NewWin_i \setminus \xi_{solved}$ 
33:         $InstrList \leftarrow InstrList \cup (NewWin_i, \xi_i, t)$ 
34:       $NewWin \leftarrow NewWin \cup NewWin_i$ 
35:    for  $\xi_i$  zone in the union of zones  $ForcedMoves[\xi]$  do
36:       $NewWin_i := SafePred(\xi_i, UnCtrl) \cap \xi$ 
37:      for  $(\xi_{solved}, \neg, \neg) \in InstrList$  do
38:         $NewWin_i \leftarrow NewWin_i \setminus \xi_{solved}$ 
39:       $NewWin \leftarrow NewWin \cup NewWin_i$ 
40:       $InstrList \leftarrow InstrList \cup (NewWin_i, \perp, Wait)$ 
41:  if  $NewWin \not\subseteq Win[\xi]$  then
42:     $WaitingUpdate \leftarrow WaitingUpdate \cup Depends[\xi], Win[\xi] \leftarrow Win[\xi] \cup NewWin$ 
43:   $WinningParam \leftarrow (Win[\xi] \cap \xi_0) \downarrow_P$ 

```

Green boxes are additions to the original algorithm [10] for generating a strategy specification. Blue boxes denote additions for forced transition semantics, explained in Sec. 4.

known as winning are stored in a set $UnCtrl$ (l. 26). The predecessors of the winning part of the successors of ξ via controllable actions outside $UnCtrl$ are considered as winning (l. 28). For such states, the safe temporal predecessors ($SafePred$) are computed, i.e. the temporal predecessors that avoid reaching a state in $UnCtrl$ (l. 30). These are the states from which the controller can win in ξ . Finally, if the found winning part ($NewWin$) is different from the one stored in $Win[\xi]$, it is updated with the new value and a back propagation is initiated by adding the predecessors of ξ to $WaitingUpdate$ (ll. 41–42). The projection of the zone on its parameters valid in the initial state is reported (l. 43).

Modifications for generating the strategy specification. In this paper, we not only report the parameters but also construct the winning strategy. [13] and [14] also discuss how to do this, however their constructed strategies are equivalent to those of UPPAAL (with the addition of parameters) that we compare with in Sec. 1. Procedure EXPLORE constructs at l. 17 the list of instructions in the strategy, as defined in Def. 6, in the case of a target state reached, and thus time can elapse. The other case, where a controllable transition must be taken from a state, is handled by the UPDATE procedure at ll. 31–32: states that are already present in the instructions list cannot be considered as newly winning. The remaining lead to an instruction in the strategy specification (l. 33).

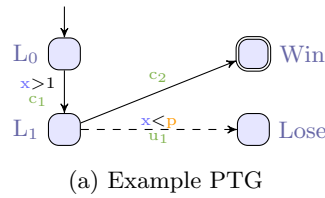
We now state the correctness of the algorithm, as proved in Appendix A.

Theorem 1 (correct strategy). *For all winning initial states, the strategy associated with the specification synthesized by Alg. 1 is winning.*

Example 2. Applying the algorithm on the game of Fig. 2a returns $p \geq 0$ as well as the strategy depicted in Fig. 2b. The strategy is exactly as expected: the player should take c_1 to L_1 when $x \geq p$ (as well as when $x > 1$, imposed by the guard) and then c_2 to Win immediately.

4 Forced Transition Semantic

In [7], the environment may remain in a location with an invariant when an action is available the moment the invariant breaks — effectively allowing the environment to violate the invariant by idling. While this is a valid choice, it is not very natural and disallowed in practice; e.g., UPPAAL Tiga [5] enforces that



| Location | Condition | Wait Until | Action |
|----------|--------------------------------|--------------------------------|------------------------|
| L_0 | $0 \leq p$ | $0 \leq p \leq x \wedge 1 < x$ | c_1 to reach L_1 . |
| L_1 | $0 \leq p \leq x \wedge 1 < x$ | $0 \leq p \leq x \wedge 1 < x$ | c_2 to reach Win |

(b) Strategy to Ensure Controller Win

Fig. 2: Example PTG and a corresponding strategy generated by the algorithm

the environment takes an available action (if no controllable action exists) when an invariant is about to break. We introduce a forced transition semantics to formalize this behavior, thus justifying the practice in [5].

Definition 8 (forced transition constraint). *A run r satisfies the forced transition constraint if and only if one of the following conditions holds:*

- *r is an infinite sequence.*
- *r is a finite sequence and for all $\delta \in \mathbb{R}_{\geq 0}^\infty$, there exists $s_\delta \in \mathbb{S}$ such that $ls(r) \rightarrow^\delta s_\delta$ (No further discrete transition and no invariant break).*
- *r is a finite sequence and there exists a delay $\delta \in \mathbb{R}_{\geq 0}^\infty$ such that for all $\delta' \geq \delta$ and $s_{\delta'} \in \mathbb{S}$ such that $ls(r) \rightarrow^{\delta'} s_{\delta'}$, a controllable action is available in $s_{\delta'}$, or no uncontrollable action is available in $s_{\delta'}$.*

A strategy is winning under the forced transition constraint if all its coherent runs satisfying the forced transition constraint are winning. A state is winning under the forced transition constraint if it has a winning controller strategy.

4.1 Temporal Bounds

To solve a PTG with forced transitions, we describe when a transition can be forced. This happens at the temporal upper bound of the invariant. We also distinguish if this bound intersects the invariant or not. To compute the temporal upper bound of a zone, we distinguish how upper and lower temporal constraints restrict time elapsing. Diagonal constraints do not restrict time elapse.

Definition 9. Upper (resp. lower) temporal constraints ϕ of a zone $Z = \bigwedge \phi_i$ are constraints ϕ_i of type $\mathbf{x} \sim \text{plt}$ with $\sim \in \{<, \leq, =\}$ (resp. $\sim \in \{>, \geq, =\}$). Furthermore, all zones have implicit temporal lower constraints $\mathbf{x} \geq 0$ for all $\mathbf{x} \in X$. The set of upper (resp. lower) temporal constraints of Z is denoted by $U_{\text{Temp}}(Z)$ (resp. $L_{\text{Temp}}(Z)$). All other constraints are called diagonal constraints.

Note that the temporal upper bound of a zone may not be included into the zone itself: In Fig. 3, both invariant $\mathbf{x} \leq \mathbf{p}$ and $\mathbf{x} < \mathbf{p}$ have the same temporal upper bound $\mathbf{x} = \mathbf{p}$ while only $\mathbf{x} \leq \mathbf{p}$ contains it.

Definition 10. Let zone Z consist of the set of constraints ϕ . The upper (resp. lower) temporal closure of Z , denoted by \overline{Z}^\uparrow (resp. \overline{Z}^\downarrow) keeps all diagonal constraints unchanged, and applies the following transformations to ϕ :

- Make all upper (resp. lower) temporal constraints of ϕ non-strict.
- Make all lower (resp. upper) temporal constraints of ϕ strict.

Let Z be a zone with an upper temporal constraint $\phi = \mathbf{x} \sim \text{plt}$. Then Z gets invalidated due to ϕ after time $\mathbf{x} = \text{plt}$.

Definition 11. Let Z be a zone and $\phi = \mathbf{x} \sim \text{plt}$ an upper (resp. lower) temporal constraint of Z . The temporal upper (resp. lower) bound associated with ϕ and denoted ∂Z_ϕ^\uparrow (resp. $\partial Z_\phi^\downarrow$) is the zone obtained by replacing $\mathbf{x} \leq \text{plt}$ (resp. $\mathbf{x} \geq \text{plt}$) by $\mathbf{x} = \text{plt}$ in Z if ϕ is non-strict, or in \overline{Z}^\uparrow otherwise.

Note that the bound associated with a strict constraint $x < plt$ is necessarily outside the zone Z , since it satisfies $x = plt$, whereas for a non-strict constraint $x \sim plt$ it is necessarily within Z . The temporal bounds of a zone are the union of the temporal bounds of its constraints. The proof of Thm. 2 is in Appendix B.

Definition 12. Let Z be a zone. The upper (resp. lower) temporal bound of Z is the union of the upper (resp. lower) temporal bounds of its temporal upper (resp. lower) constraints ϕ .

$$\partial Z^\uparrow = \bigcup_{\phi \in U_{Temp}(Z)} \partial Z_\phi^\uparrow, \quad \partial Z^\downarrow = \bigcup_{\phi \in L_{Temp}(Z)} \partial Z_\phi^\downarrow.$$

Theorem 2. The upper (lower) temporal bound of zone Z corresponds to:

- $\partial Z^\uparrow = \{v + \delta_{sup} \mid v \in Z \text{ such that } \delta_{sup} = \sup\{\delta \in \mathbb{R}_{\geq 0} \mid v + \delta \in Z\} \in \mathbb{R}_{\geq 0}\}.$
- $\partial Z^\downarrow = \{v - \delta_{sup} \mid v \in Z \text{ such that } \delta_{sup} = \sup\{\delta \in \mathbb{R}_{\geq 0} \mid v - \delta \in Z\} \in \mathbb{R}_{\geq 0}\}.$

4.2 Algorithm Handling Forced Transitions

To solve the PTG, we add so-called *ForcedMoves* from states where the invariant breaks and only uncontrollable transitions are available. The controller can use *ForcedMoves* to claim the victory, since the environment didn't respect the forced-move semantics. We use the temporal upper bounds to make this precise.

Example 3. Fig. 3 shows two PTGs with initial state $(L_0, x = y = 0)$. In both cases, the temporal upper bound of the invariant is $x = p$. In Fig. 3a, this bound can be reached, so the uncontrollable transition u_1 can be forced, and the game is winning. In Fig. 3b, this bound cannot be reached, so u_1 cannot be forced, and the game is losing. In Fig. 3a, since the constraint $x \leq p$ is non-strict, we intersect the bound directly with the guard of u_1 . We get *ForcedMoves* equals $x = p \wedge y \geq p$. In Fig. 3b, since the constraint $x < p$ is strict, we intersect the bound of the invariant $x = p$ with the *temporal upper closure* $y > p$ of the guard of u_1 . We get *ForcedMoves* equals $x = p \wedge y > p$ (which cannot be reached).

The blue boxes in Alg. 1 handle the forced transitions. During the exploration (EXPLORE in Alg. 1), *ForcedMoves* are collected for the processed symbolic state ξ . First, at ll. 18 and 19, the guards associated with controllable and uncontrollable transitions available in ξ are collected. Then, function $UTempSplit(Inv(\xi.l))$ (l. 20) computes the upper temporal bounds, grouped as being inside the zone or outside it. For both of these sets, we save the part that has available uncontrollable transitions and no controllable transitions in $ForcedMoves[\xi]$ (l. 21, l. 22).



Fig. 3: Examples of PTG with and without forced transitions

The computation with the temporal bounds outside the zone is done with the closed (un)controllable sets (l. 22). In procedure UPDATE, at ll. 35–40, the forced moves do not correspond to controllable transitions. Therefore, the strategy of the controller must be to wait until the environment is forced to move.

5 Controller Synthesis

We now synthesize a controller automaton that enforces a given winning strategy, without restricting uncontrollable actions. A method for constructing a controller from a strategy specification was previously proposed in [11]. However, it is based on the UPPAAL strategy semantics, so it exhibits the same issues described in Sec. 1. We take inspiration from the proposed structure adapting it to our strategy specification, using a new concept of ϵ -bounds. We assume that for all $s \in S$ there exists at most one transition labelled $a \in Act$.

5.1 Controller synchronization

A controller is a PTA with its own locations, clocks and parameters. It may read the values of the clocks and parameters with the PTG it controls, but it may not change them (i.e. not reset clocks). When synchronised with the original PTG, it will thus restrict its behaviour. The controller has its own discrete transitions that may share a label with transitions of the controlled PTA.

Definition 13 (controller). A controller \mathcal{C} for a Parametric Timed Game $G = (L^G, X^G, P^G, Act^G, T_c^G, T_u^G, \ell_0^G, Inv^G)$, with $T^G = T_c^G \sqcup T_u^G$, is a PTA $(X^C, P^C, L^C, Act^C, T^C, \ell_0^C)$ such that \mathcal{C} has no clock reset on $X^C \cap X^G$.

In the parallel composition of the controller PTA and the controlled PTG, a transition with a shared label a occurs simultaneously in both automata. Transitions with a non-shared label occur independently.

Definition 14. The parallel composition $(\mathcal{C} \parallel G)$ of a controller and its PTG is a labelled transition system where:

- The set of states $\mathbb{S}^{(\mathcal{C} \parallel G)}$ is the subset of $L^C \times L^G \times V(X^C \cup X^G, P^C \cup P^G)$ such that, for all $(\ell^C, \ell^G, v) \in \mathbb{S}^{(\mathcal{C} \parallel G)}$, $v \models Inv(\ell^G) \wedge Inv(\ell^C)$.
- It is equipped with 3 types of transitions:
 - Timed transitions: for $\delta \in \mathbb{R}_{\geq 0}^\infty$, $(\ell^C, \ell^G, v) \xrightarrow{\delta} (\ell^C, \ell^G, v')$ iff $v' = v + \delta$.
 - Internal discrete transitions: For $a \in Act^C \setminus Act^G$, $(\ell_0^C, \ell_0^G, v) \xrightarrow{a} (\ell_1^C, \ell_0^G, v')$ iff $\exists t^C = (\ell_0^C, g, a, Y, \ell_1^C) \in T^C$ such that $v \models g$ and $v' = v[Y := 0]$. For $a \in Act^G \setminus Act^C$, $(\ell_0^C, \ell_0^G, v) \xrightarrow{a} (\ell_0^C, \ell_1^G, v')$ iff $\exists t^G = (\ell_0^G, g, a, Y, \ell_1^G) \in T^G$ such that $v \models g$ and $v' = v[Y := 0]$.
 - Parallel discrete transitions: For $a \in Act^C \cap Act^G$, $(\ell_0^C, \ell_0^G, v) \xrightarrow{a} (\ell_1^C, \ell_1^G, v')$ iff $\exists t^C = (\ell_0^C, g^C, a, Y^C, \ell_1^C) \in T^C \wedge \exists t^G = (\ell_0^G, g^G, a, Y^G, \ell_1^G) \in T^G$ such that $v \models g^C \wedge g^G$, and $v' = v[Y^C \cup Y^G := 0]$.

5.2 ϵ -Lower Temporal Bound

For an instruction (ξ_1, ξ_2, t) the controller should force the transition t to occur in ξ_2 . We use an upper bound of ξ_2 as an invariant to force the transition to happen before leaving ξ_2 . In case ξ_2 does not have an upper bound, we create one, modelled using a new parameter ϵ : the transition should then be taken within an ϵ delay after ξ_2 is reached.

Definition 15. Let Z be a zone in $\mathcal{Z}(X, P)$ represented by the formula ϕ and $\phi = x \sim plt$ a lower temporal constraint of Z . The ϵ -temporal lower bound $\partial Z_\phi^{\downarrow \epsilon}$ is the zone in $\mathcal{Z}(X, P \cup \{\epsilon\})$ defined as $\phi \wedge x \leq plt + \epsilon$.

Function `ADDEPSILONBOUNDS` in Alg. 2 describes the modification of the strategy by adding instructions for zones without upper temporal constraints. For an instruction (ξ_1, ξ_2, t_c) such that ξ_2 has no upper temporal constraint (condition on l. 4), the instruction is split between the ϵ -lower temporal bounds of the zone of ξ_2 . For every ϵ -lower temporal bound $\partial Z_\phi^{\downarrow \epsilon}$ (their union is computed by *EpsilonLTempBound* at l. 5), a new instruction is created from the intersection of its predecessors with ξ_1 (l. 6). When ξ_2 can be entered directly in a state located after a delay ϵ from its lower bound, an instruction to take the transition immediately (if not interrupted by the environment) is added (l. 8).

5.3 Synthesizing the controller

Function `CONTROLLERSYNTHESIS` in Alg. 2 considers all strategy instructions one by one from the augmented list. All actions are initially part of the controller (if not created by the algorithm, their synchronisation is not possible and thus they are deactivated in the game). In l. 14, if the location of the instruction does not exist in the controller yet, it is created. This location is made urgent, i.e. a location where a discrete action should be taken without letting time elapse. Then a location q_i is created that can only be reached from ξ_1 (ll. 15–16). When d is a controllable action, the invariant of the new state q_i matches the predecessors of the symbolic state that should be reached according to the strategy, and the target location is created if necessary, as well as the transition for applying the strategy (ll. 19–21). If ξ_1 is included in ξ_2 and ξ_2 has no temporal upper bound, then the instruction was added by the pre-processing (l. 8) where the associated transition should be taken immediately. Thus, location q_i is made urgent (ll. 22–23). Finally, all uncontrollable transitions from $\xi.\ell$ are inserted in the controller to allow environment moves (ll. 24–26).

Example 4. The most interesting aspect of the game in Fig. 2a happens in the controller generation. Notice that in the strategy we can wait as long as we want in L_0 and L_1 . Thus, a controller must at some point force us to move, which is where the epsilon parameter operates. See Fig. 4 for the generated controller.

From L_0 there are three choices generated from the corresponding strategy entry in Fig. 2b due to the pre-processing step described by Alg. 2. The transition to L'_0 can only be taken if $x \geq 1$ happens after $x \geq p$. The opposite is true for L''_0 .

Algorithm 2 Algorithm for controller synthesis from a strategy list. Contains the method to force transition with no upper temporal bound as well

```

1: function ADDEPSILONBOUNDS( $InstrList$ )
2:    $InstrList' := \emptyset$ 
3:   for  $(\xi_1, \xi_2, d) \in InstrList$  do
4:     if  $(d \neq Wait)$  and  $\neg HasUpperTempCons(\xi_2.Z)$  then
5:       for  $\xi_2'$  in the union of zones  $EpsilonLTempBound(\xi_2)$  do
6:          $InstrList' \leftarrow InstrList' \cup \{(\xi_1 \cap (\xi_2')^\complement, \xi_2', d)\}$ 
7:         if  $\xi_1 \cap \xi_2 \neq \emptyset$  then
8:            $InstrList' \leftarrow InstrList' \cup \{(\xi_1 \cap \xi_2, \xi_2, d)\}$ 
9:         else  $InstrList' \leftarrow InstrList' \cup \{(\xi_1, \xi_2, d)\}$ 
10:  return  $InstrList'$ 

11: function CONTROLLERSYNTHESIS( $InstrList$ )
12:   $Act^C := Act^G$ 
13:  for  $i = (\xi_1, \xi_2, d) \in ADDEPSILONBOUNDS(InstrList)$  do
14:    if  $q_{\xi_1.\ell}$  does not exist then create urgent  $q_{\xi_1.\ell}$ 
15:    Create  $q_i$   $\triangleright$  New location for the instruction
16:    Add transition from  $q_{\xi_1.\ell}$  to  $q_i$  with guard  $\xi_1.Z$ , no clock reset
17:    if  $d \neq Wait$  then  $\triangleright$  The decision is a controllable transition
18:      Match  $d$  with  $(\ell, \neg, a, \neg, \ell')$ 
19:      Set  $q_i$  invariant to  $\xi_2^\complement$ 
20:      if  $q_{\ell'}$  does not exist then create urgent  $q_{\ell'}$ 
21:      Add transition from  $q_i$  to  $q_{\ell'}$  with guard  $\xi_2.Z$ , no clock reset, label  $a$ .
22:      if  $\xi_1 \subseteq \xi_2$  and  $\neg HasUpperTempCons(\xi_2.Z)$  then
23:        Set  $q_i$  as urgent
24:      for  $t_u = (\xi_1.\ell, \neg, a, \neg, \ell')$  uncontrollable transition from  $\xi_1.\ell$  do
25:        if  $q_{\ell'}$  does not exist then create urgent  $q_{\ell'}$ 
26:        Add transition from  $q_i$  to  $q_{\ell'}$  with guard  $\top$ , no clock reset, label  $a$ .
27:  return the controller

```

L_0''' is added by the pre-processing in case we arrive in L_0 after we have passed the two boundaries in which case we can continue immediately. Hence, L_0''' is also made urgent. The guards of the transitions from L_0' and L_0'' along with their invariants ensure that the action c_1 is fired at the appropriate time according to the strategy. After arriving in the mirror location L_1 , no pre-processing is actually necessary because of a small optimization in the implementation: for a strategy entry (ξ_1, ξ_2, d) if $\xi_1 \subseteq \xi_2$ then it is left untouched. Since we can take the action and stay winning, we do not need to worry about finding bounds.

5.4 Properties of the controller

The controller \mathcal{C} generated by Alg. 2 with a strategy specification L as input satisfies the following properties, as long as all states of a history h match an instruction of L and for $\epsilon > 0$: \mathcal{C} does not cause the run to end prematurely; \mathcal{C} does not prevent uncontrollable transitions from happening; \mathcal{C} restricts controllable discrete transitions to match the strategy L . Thus, as proved in Appendix C:

Theorem 3 (Controller Correctness). *Let G be a PTG with a reachability objective. Let L be the strategy generated by Alg. 1. Let \mathcal{C} be the controller synthesized by Alg. 2 from L . Then all runs of $(\mathcal{C} \parallel G)$ starting in an initial state with a winning parameter valuation and $\epsilon > 0$ eventually reach a target location.*

6 Implementation and Experimental Evaluation

The algorithm proposed by [7] was extended with parameters and implemented by [10] along with some optimizations. The implementation is an extension to IMITATOR model checker [4], supporting a wide set of PTA synthesis algorithms.

IMITATOR allows the user to specify a model which consists of parameters, clocks, a network of parametric timed automata and (for PTG) a partitioning of actions into controllable and uncontrollable. The winning parameters for a PTG can then be synthesized by querying with property **Win** to select **AlgoPTG**. Thus, `property := #synth Win(state_predicate)` synthesizes parameters for a PTG, where `state_predicate` defines winning states. Predicate **accepting**, captures all states with an accepting location.

We extended the PTG parameter synthesis algorithm (**AlgoPTG**) of [10] and the source code can be found on GitHub⁴. Our extensions are threefold:

1. Forced uncontrollable action semantics (Sec. 4)
2. Strategy synthesis (Sec. 3)
3. Controller synthesis (Sec. 5)

6.1 Verification

In order to verify that a controller actually works, we can use IMITATOR again. The input game (Fig. 2a) and the generated controller (Fig. 4) are combined in a single IMITATOR model with synchronized actions c_1 and c_2 . By querying with **AF Accepting**, we synthesize the parameters for which all runs of the composition reach an accepting state. If the controller is indeed correct, this should reproduce the results of the winning parameter synthesis algorithm (plus $\epsilon > 0$).

While IMITATOR has a tailored algorithm for unavoidability synthesis (**AF**), this query can also be solved by viewing the parallel composition as a game, in

⁴ <https://github.com/imitator-model-checker/imitator>, branch: develop

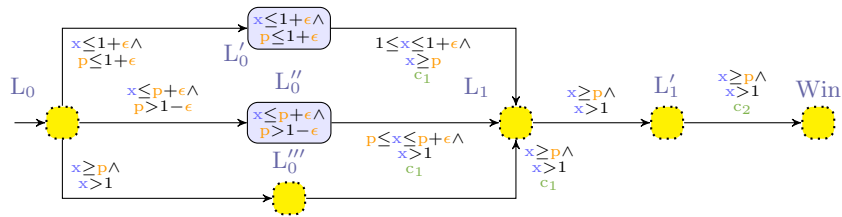


Fig. 4: Controller generated for Fig. 2a. Yellow circles indicate urgent locations.

which all actions are uncontrollable. This game is won by the controller if and only if the goal is unavoidable. We have found that the algorithm proposed in this paper is faster than the tailored AF-synthesis. This is used in our experiments to confirm the generated controllers are correct.

6.2 Experiments

We evaluate the scalability on the *Production Cell* case study [15]. It has two conveyor belts (incoming/ exiting), a press and a robot with arms *A/B* (Fig. 5 shows a visualization). The arms are coupled, moving in unison between the incoming conveyor belt, the press and the exiting conveyor belt. The incoming belt transports unprocessed plates to a buffer zone below arm A. Once the preceding plate has been processed at the press, arm A transfers the unprocessed plate to the press, while arm B transfers the processed plate to the exiting belt.

We model this in IMITATOR with 1-4 plates. The reachability goal for the n plate experiment is that all n plates make it to the exiting conveyor belt. More precisely, no two plates must be at the buffer zone simultaneously. If this happens the game is immediately lost via a trap location. There are several good candidates for parameters: the min/max waiting time between consecutive plates, the min/max time it takes for the robot to rotate and the processing time of a plate. For our experiments, we have one parameter for the min waiting time, while all other quantities are constant. The exact timing of plates arriving at the incoming conveyor belt and the robot arms movement is uncontrollable, although the environment must respect the constants and min waiting time parameter.

The PTG model is largely inspired by the one in [10]. The only key difference is that with the new forced uncontrollable semantics, the modelling becomes simpler - there is no need for auxiliary controllable actions to simulate the environment respecting invariants. See Appendix E for the 1-plate IMITATOR model.

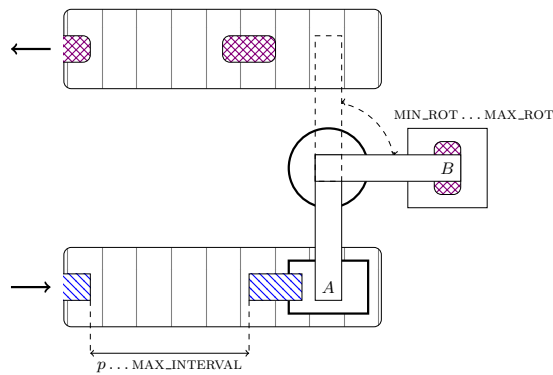


Fig. 5: Production Cell case study.

6.3 Experimental Results

Results are in Table 1 and experimental details in Appendix D. Strategy construction has a 250% slowdown in the 4-plate experiment, revealing an overhead in strategy construction. Controller synthesis is very fast, indicating that the majority of the computational effort occurs during the main algorithm for strategy construction, while controller translation requires minimal additional resources.

Verification speeds up relatively as the model grows. Due to the way the controller is constructed, it always has more discrete locations than the input model, but when exploring the parallel composition, the symbolic state space quickly becomes smaller. This is expected, as the controller restricts the availability of controllable actions, directing the exploration more efficiently.

Synthesis times are 4000% smaller than those in [10] (P column). Beyond hardware/library/implementation differences, the key conceptual difference is that forced uncontrollable transitions make the model smaller and avoid re-computations of winning moves.

7 Conclusion

This paper proposes a method to compute a controller for a parametric timed reachability game. The controller is represented by a parametric timed automaton, to be synchronized with the game. To this end, we introduced a new notion of strategy specifications, which allow for planned actions to happen in a specified time interval. We also updated the semantics of timed games, to properly take care of forced environment transitions. We demonstrate experimentally that controller synthesis is feasible. Most extra time is spent on generating the strategy specification while solving the game on-the-fly. Generating the controller from the strategy is fast. The experiment also demonstrates that the composition of the game with the controller is guaranteed to reach the goal.

Table 1: Experimental results for 1-4 plates. "P" refers to parameter synthesis (original algorithm), while "P+C" also includes strategy construction with controller synthesis (our contribution). Values in parentheses indicate the percentage w.r.t. the "P" row.

| Solving Game | | | | | Controller Verification | |
|--------------|---------|-----------|-----------|------|-------------------------|------------|
| Plates | Version | P. Synth. | C. Synth. | Size | P. Synth (%) | Size (%) |
| 1 | P+C | 0.080s | 0.029s | 73 | 0.074s (158%) | 95 (130%) |
| | P | 0.047s | | 73 | | |
| 2 | P+C | 0.68s | 0.20s | 496 | 0.49s (127%) | 378 (76%) |
| | P | 0.39s | | 496 | | |
| 3 | P+C | 2.46s | 0.34s | 1167 | 0.46s (26%) | 241 (21%) |
| | P | 1.76s | | 1167 | | |
| 4 | P+C | 149s | 2.89s | 7477 | 3.33s (5.6%) | 703 (9.4%) |
| | P | 60s | | 7477 | | |

Data Availability. The models, scripts, and tools to reproduce our experimental evaluation are archived and publicly available at [9].

References

1. Rajeev Alur and David L. Dill. A theory of timed automata. *Theoretical Computer Science*, 126(2):183–235, 1994.
2. Rajeev Alur, Thomas A. Henzinger, and Moshe Y. Vardi. Parametric real-time reasoning. In *STOC*, pages 592–601. ACM, 1993.
3. Étienne André. What’s decidable about parametric timed automata? *Int. J. Softw. Tools Technol. Transf.*, 21(2):203–219, 2019.
4. Étienne André. IMITATOR 3: Synthesis of timing parameters beyond decidability. In *CAV (1)*, volume 12759 of *Lecture Notes in Computer Science*, pages 552–565. Springer, 2021.
5. Gerd Behrmann, Agnès Cougnard, Alexandre David, Emmanuel Fleury, Kim Guldstrand Larsen, and Didier Lime. Uppaal-tiga: Time for playing games! In *CAV*, volume 4590 of *Lecture Notes in Computer Science*, pages 121–125. Springer, 2007.
6. Daniel Bundala and Joel Ouaknine. On parametric timed automata and one-counter machines. *Information and Computation*, 253:272–303, 2017. GandALF 2014.
7. Franck Cassez, Alexandre David, Emmanuel Fleury, Kim G. Larsen, and Didier Lime. Efficient on-the-fly algorithms for the analysis of timed games. In Martín Abadi and Luca de Alfaro, editors, *CONCUR 2005 – Concurrency Theory*, pages 66–80, Berlin, Heidelberg, 2005. Springer Berlin Heidelberg.
8. Thomas Chatain, Alexandre David, and Kim G. Larsen. Playing games with timed games. In *ADHS*, volume 42 of *IFAC Proceedings Volumes*, pages 238–243. Elsevier, 2009.
9. Mikael B. Dahlsen-Jensen, J.C. van de Pol, Laure Petrucci, and Baptiste Fievet. Artifact for ”controller synthesis for parametric timed games”. Zenodo, 10.5281/zenodo.15284734, May 2025.
10. Mikael Bisgaard Dahlsen-Jensen, Baptiste Fievet, Laure Petrucci, and Jaco van de Pol. On-the-fly algorithm for reachability in parametric timed games (extended version), 2024.
11. Alexandre David, Huixing Fang, Kim Guldstrand Larsen, and Zhengkui Zhang. Verification and performance evaluation of timed game strategies. In *FORMATS*, volume 8711 of *Lecture Notes in Computer Science*, pages 100–114. Springer, 2014.
12. Thomas Hune, Judi Romijn, Mariëlle Stoelinga, and Frits W. Vaandrager. Linear parametric model checking of timed automata. *J. Log. Algebraic Methods Program.*, 52-53:183–220, 2002.
13. Aleksandra Jovanovic, Sébastien Faucon, Didier Lime, and Olivier H. Roux. Real-time control with parametric timed reachability games. In *IFAC WODES*, pages 323–330. Elseviers, 2012.
14. Aleksandra Jovanovic, Didier Lime, and Olivier H. Roux. A game approach to the parametric control of real-time systems. *Int. J. Control*, 92(9):2025–2036, 2019.
15. Claus Lewerentz and Thomas Lindner. Case study “production cell”: A comparative study in formal specification and verification, pages 388–416. Springer Berlin Heidelberg, Berlin, Heidelberg, 1995.
16. Oded Maler, Amir Pnueli, and Joseph Sifakis. On the synthesis of discrete controllers for timed systems. In Ernst W. Mayr and Claude Puech, editors, *STACS 95*, pages 229–242, Berlin, Heidelberg, 1995. Springer Berlin Heidelberg.

Appendix

A Proof for Section 3: Computed Strategy is Winning

Theorem 1 (correct strategy). *For all winning initial states, the strategy associated with the specification synthesized by Alg. 1 is winning.*

Proof. Recall that a state matches an instruction (ξ, \dots) if it is an element of ξ . We will number the instructions of the synthesized strategy specification in the order in which they were added to the strategy specification. We will first prove the following invariants:

All states in Win match some instruction in the strategy specification.

Indeed, states are added to Win either at the end of an update or when discovering a target location. During an *update*, we add $NewWin$ to Win on l. 42 if it contains new winning states. $NewWin$ is initially empty and accumulates states from $NewWin_i$ that are added to the strategy simultaneously (ll. 33–34 and ll. 39–40). During an *exploration*, if a symbolic state ξ matches the target location, we add it to Win , as well as to the strategy specification (ll. 16–17).

All states match at most one instruction of the strategy specification.

Before we add an instruction to the list, we remove from $NewWin_i$ the states that match any other instruction of the strategy specification (ll. 37–38). Therefore, a state can only ever match one instruction of the strategy specification.

Using the second invariant, we can extend the numbering to states. For all states s , let $k(s)$ denote the index of the instruction $I \in L$ matching s , if it exists, or $k(s) = \infty$ otherwise.

We now proceed to prove the property. Let s_0 be a winning initial state found by Alg. 1 and let $r = s_0 s_1 \dots$ be a run coherent with the controller strategy associated with the strategy specification L generated by Alg. 1. We will prove by induction that $\forall i \in \mathbb{N}$, if s_i exists in r , and $k(s_i)$ is finite, then either s_i matches the target location, or s_{i+1} exists in r and $k(s_i) > k(s_{i+1})$.

Basis: Since s_0 is found winning, it enters Win , and therefore it matches an instruction of L and $k(s_i)$ is finite.

Step: Let s_i be a state of the run such that $k(s_i)$ is finite and s_i doesn't match a target location. Then s_i matches an instruction I from the strategy specification L , by the first invariant. Since s_i does not match a target location, I is an instruction of the form (ξ, ξ', t_c) added during an update. Let ξ_{up} be the symbolic state of the zone graph being updated. Let Win_t be the winning states gathered by the algorithm at the beginning of the update where I was added to L . We define the uncontrollable states computed at the beginning of the update as

$$UnCtrl_t := \bigcup_{\{(\xi', t_u) \mid t_u \in T_u \wedge \xi' = Succ(t_u, \xi) \nearrow\}} Pred(t_u, \xi' \setminus Win_t[\xi'])$$

We have that ξ' is a convex zone, $\xi' \subseteq Pred(t_c, Win_t) \setminus UnCtrl_t$ and $\xi \subseteq SafePred(\xi', UnCtrl_t)$. Since s_i doesn't match a waiting instruction, the decision to wait indefinitely isn't available to the controller. So a discrete transition

will be taken and s_{i+1} exists. We distinguish if the next transition that was taken is controllable or uncontrollable.

If a controllable action is taken next, the action is t_c , taken from $\xi' \subseteq \text{Pred}(t_c, \text{Win}_t)$. Therefore, $s_{i+1} \in \text{Win}_t$. From there, s_{i+1} was found winning before the current update and matches an instruction added to L before the update. As a result, $k(s_{i+1}) < k(s_i)$.

Else, an uncontrollable action is taken next. Let $(\delta_u, t_u) \in (\mathbb{R}_{\geq 0} \times T_u)$ such that $s_i \xrightarrow{\delta_u} s_{\delta_u} \xrightarrow{t_u} s_{i+1}$. Define

$$\delta_{inf} = \inf\{\delta \in \mathbb{R}_{\geq 0} \mid \exists s_\delta \in \xi' \ s_i \xrightarrow{\delta} s_\delta\}$$

$$\delta_{sup} = \sup\{\delta \in \mathbb{R}_{\geq 0} \mid \exists s_\delta \in \xi' \ s_i \xrightarrow{\delta} s_\delta\} .$$

We must have $\delta_u \leq \delta_{sup}$, else t_c would have been taken. Next, we show that $s_{\delta_u} \notin \text{UnCtrl}_t$ by distinguishing two cases:

- If $s_{\delta_u} \in \xi'$, note that $\xi' \subseteq \text{Pred}(t_c, \text{Win}_t) \setminus \text{UnCtrl}_t$, so indeed $s_{\delta_u} \notin \text{UnCtrl}_t$.
- Else, $s_{\delta_u} \notin \xi'$. Then $\delta_u \leq \delta_{inf}$ because ξ' is convex. We cannot reach ξ' from s_i without going through s_{δ_u} . But $s_i \in \xi \subseteq \text{SafePred}(\xi', \text{UnCtrl}_t)$. Therefore, $s_{\delta_u} \notin \text{UnCtrl}_t$.

Since $\text{UnCtrl}_t \supseteq \text{Pred}(t_u, \xi_{t_u} \setminus \text{Win}_t[\xi_{t_u}])$, we have $s_{i+1} \in \text{Win}_t$. From there, s_{i+1} was found winning before the current update, and matches an instruction added to L before the update. As a result, $k(s_{i+1}) < k(s_i)$.

So, following the strategy specification from any state in Win will result in a run with a strictly decreasing $k(s_i)$, that does not terminate until the target is reached. Since $k(s_i)$ takes values in the positive integers, a target location is always reached. \square

B Proofs for Section 4: Correctness Forced Transitions

B.1 Correctness of upper/lower Temporal Closure

Lemma 1. *The upper (resp. lower) temporal closure \overline{Z}^\uparrow (resp. \overline{Z}^\downarrow) of a zone Z is the set of valuations v such that there exists a sequence of valuations $(v_n)_{n \in \mathbb{N}}$ in Z such that: For all $n \in \mathbb{N}$, there exists a strictly positive delay $\delta_n > 0$ such that $v_n \xrightarrow{\delta_n} v_{n+1}$ (resp. $v_{n+1} \xrightarrow{\delta_n} v_n$) and v is the limit of the sequence $(v_n)_{n \in \mathbb{N}}$.*

Proof. Let Z be a zone represented by the formula ϕ . Let v be a valuation of \overline{Z}^\uparrow , the upper temporal closure of Z . Then we have for all upper temporal constraints $\phi \in U_{\text{Temp}}(Z)$ of the form $\mathbf{x} \sim plt$, that v satisfies the constraint $\mathbf{x} \leq plt$. Similarly, for all lower temporal constraints $\phi \in L_{\text{Temp}}(Z)$ of the form $\mathbf{x} \sim plt$, we have that v satisfies the constraint $\mathbf{x} > plt$. For all diagonal constraints ϕ , v satisfies ϕ .

We prove the two directions of the property. For the first direction, define

$$\delta_{sup} = \max_{(\mathbf{x} \sim plt) \in L_{\text{Temp}}} v(\mathbf{x}) - v(plt) .$$

Since Z has a finite number of lower temporal constraints and for each temporal constraint, $v(\mathbf{x}) - v(plt) > 0$, we have that $\delta_{sup} > 0$.

We will now prove for all $n \in \mathbb{N}$, that $v_n = v - 2^{-(n+1)}\delta_{sup}$. So let $n \in \mathbb{N}$. We claim that v_n satisfies all constraints of Z , by distinguishing three types of constraints:

- Note that v_n satisfies all diagonal constraints of Z because v does, and diagonal constraints are invariant under time progress.
- For all lower temporal constraints $\mathbf{x} \sim plt$ of Z , we have $v_n(\mathbf{x}) = v(\mathbf{x}) - 2^{-(n+1)}\delta_{sup} > v(\mathbf{x}) - \delta_{sup} \geq v(plt) = v_n(plt)$. Therefore, v_n satisfies $\mathbf{x} \sim plt$.
- For all upper temporal constraints $\mathbf{x} \sim plt$ of Z , we have $v_n(\mathbf{x}) < v(\mathbf{x}) \leq v(plt) = v_n(plt)$. Therefore, v_n satisfies $\mathbf{x} \sim plt$.

Thus, for all $n \in \mathbb{N}$, $v_n \in Z$, $v_{n+1} = v_n + 2^{-(n+1)}\delta_{sup}$ with $2^{-(n+1)}\delta_{sup} > 0$. Finally, v is the limit of the sequence $(v_n)_{n \in \mathbb{N}}$ when n goes to infinity.

Conversely, let v be a valuation such that there exists a sequence of valuations $(v_n)_{n \in \mathbb{N}}$ with limit v and for all $n \in \mathbb{N}$, there exists a delay $\delta_n > 0$ such that $v_n \xrightarrow{\delta_n} v_{n+1}$.

Then we have $v = v_0 + \delta_{sup}$ where $\delta_{sup} = \sum_{k=0}^{\infty} \delta_k > 0$. We show that this valuation v satisfies all constraints in Z , by distinguishing three types of constraints:

- v satisfies all diagonal constraints of Z because v_0 does, and diagonal constraints are invariant under time progress.
- For all lower temporal constraints $\mathbf{x} \sim plt$ of Z , we have $v(\mathbf{x}) = v_0(\mathbf{x}) + \delta_{sup} > v_0(\mathbf{x}) \geq v_0(plt) = v(plt)$. Therefore, v satisfies $\mathbf{x} > plt$.
- For all upper temporal constraints $\mathbf{x} \sim plt$ with $\sim \in \{<; \leq\}$ of Z , for all $\epsilon > 0$, there exists $n \in \mathbb{N}$ such that $v(\mathbf{x}) - \epsilon < v_n(\mathbf{x}) \sim v_n(plt) = v(plt)$. So $v(\mathbf{x}) \leq v(plt)$, and v satisfies $\mathbf{x} \leq plt$.

Thus, v belongs to the temporal upper closure \overline{Z}^\uparrow of Z . □

B.2 Theorem 2: Correctness of Temporal upper/lower Bound

Theorem 2. *The upper (lower) temporal bound of zone Z corresponds to:*

- $\partial Z^\uparrow = \{v + \delta_{sup} \mid v \in Z \text{ such that } \delta_{sup} = \sup\{\delta \in \mathbb{R}_{\geq 0} \mid v + \delta \in Z\} \in \mathbb{R}_{\geq 0}\}$.
- $\partial Z^\downarrow = \{v - \delta_{sup} \mid v \in Z \text{ such that } \delta_{sup} = \sup\{\delta \in \mathbb{R}_{\geq 0} \mid v - \delta \in Z\} \in \mathbb{R}_{\geq 0}\}$.

Proof. Let Z be a zone.

First, assume that Z has no upper temporal constraint. Then the temporal upper bound of Z is the empty union, so $\partial Z^\uparrow = \emptyset$. We claim that for all valuations v in Z and delays $\delta \in \mathbb{R}_{\geq 0}$, we have $v + \delta$ satisfies all constraints in Z :

- For all diagonal constraints ϕ of Z , $v + \delta$ satisfies ϕ because v does, and diagonal constraints are invariant under time progress.
- Let $\mathbf{x} \sim plt$ be any other temporal constraint of Z . Then $\sim \in \{\geq, >\}$, since Z has no upper temporal constraints. $(v + \delta)(\mathbf{x}) \geq v(\mathbf{x}) \sim v(plt) = (v + \delta)(plt)$. Therefore, $v + \delta$ satisfies $\mathbf{x} \sim plt$.

Thus, for all valuations v in Z and for all delays $\delta \in \mathbb{R}_{\geq 0}$, $v + \delta$ is in Z . We have: $\partial Z^\uparrow = \{v + \delta_{sup} \mid v \in Z \text{ such that } \delta_{sup} = \sup\{\delta \in \mathbb{R}_{\geq 0} \mid v + \delta \in Z\} \in \mathbb{R}_{\geq 0}\} = \emptyset$.

Next, we consider the case that Z has at least one upper temporal constraint. Let v be an arbitrary valuation in Z , and let $\phi \in U_{Temp}(Z)$ be an arbitrary upper temporal constraint of Z of the form $\mathbf{x} \sim plt$. Let $\delta_\phi = v(plt) - v(\mathbf{x})$. Since v is in Z , it satisfies ϕ and therefore $\delta_\phi \in \mathbb{R}_{\geq 0}$.

Let $\delta_{sup} = \min_{\phi \in U_{Temp}(Z)} \delta_\phi$ and let $\Phi_{\delta_{sup}} \subseteq U_{Temp}$ be the set of temporal upper temporal constraints ϕ of Z such that $\delta_{sup} = \delta_\phi$. We claim that for all $0 \leq \delta < \delta_{sup}$, the valuation $v + \delta$ is in Z :

- $v + \delta$ satisfies all upper temporal constraints ϕ of Z because, for all $\phi \in U_{Temp}(Z)$, $\delta < \delta_{sup} \leq \delta_\phi$.
- $v + \delta$ satisfies all diagonal constraints of Z because v does, and those constraints are invariant under time progress.
- $v + \delta$ satisfies all lower temporal constraints of Z because for all clock \mathbf{x} , $(v + \delta)(\mathbf{x}) \geq v(\mathbf{x})$.

Furthermore, for all $\delta > \delta_{sup}$, $v + \delta$ invalidates the constraints in $\Phi_{\delta_{sup}}$ and therefore, $v + \delta$ is *not* in Z . We thus have that $\delta_{sup} = \sup\{\delta \in \mathbb{R}_{\geq 0} \mid v + \delta \in Z\}$.

We will now prove the \supseteq -direction of the Property, distinguishing two cases.

First, consider the case that there exists a strict constraint $\phi \in \Phi_{\delta_{sup}}$. Then it is of the form $\mathbf{x} < plt$ with $\delta_{sup} = \delta_\phi$ and $v + \delta_{sup}$ satisfies $\mathbf{x} = plt$. Now $\delta_{sup} > 0$, since otherwise $v = v + \delta_{sup}$ and v satisfies both $\mathbf{x} < plt$ and $\mathbf{x} = plt$ (contradiction).

- For all upper temporal constraints ϕ of the form $\mathbf{x} \sim plt$ of Z , $(v + \delta_{sup})(\mathbf{x}) \leq v(\mathbf{x}) + \delta_\phi = v(plt)$.
- For all diagonal temporal constraints ϕ of Z , $v + \delta_{sup}$ satisfies ϕ because v does, and diagonal constraints are invariant under time progress.
- For all lower temporal constraints ϕ of the form $\mathbf{x} \sim plt$ of Z , $(v + \delta_{sup})(\mathbf{x}) > v(\mathbf{x}) \sim v(plt) = (v + \delta_{sup})(plt)$.

Therefore, $v + \delta_{sup}$ belongs to the intersection of the zone $\mathbf{x} = plt$ and the temporal upper closure of Z . It is in the temporal upper bounds associated with ϕ and thus, in the temporal upper bound of Z .

Next, consider the case that all constraints in $\Phi_{\delta_{sup}}$ are non-strict. We claim that $(v + \delta_{sup})$ satisfies all constraints ϕ in Z :

- All constraints $\phi \in \Phi_{\delta_{sup}}$ such that ϕ is of the form $\mathbf{x} \leq plt$, $(v + \delta_{sup})$ satisfy $\mathbf{x} = plt$, and thus $(v + \delta_{sup})$ satisfies ϕ .
- For all other upper temporal constraints ϕ in Z of the form $\mathbf{x} \sim plt$, $(v + \delta_{sup})(\mathbf{x}) \leq v(\mathbf{x}) + \delta_\phi = v(plt) = (v + \delta_{sup})(plt)$.
- For all diagonal constraints ϕ of Z , $v + \delta_{sup}$ satisfies ϕ because v does, and diagonal constraints are invariant under time progress.

- For all lower temporal constraints ϕ of the form $\mathbf{x} \sim plt$ of Z , $(v + \delta_{sup})(\mathbf{x}) > v(\mathbf{x}) \sim v(plt) = (v + \delta_{sup})(plt)$.

As a result, $v + \delta_{sup}$ is in Z . Let ϕ be a constraint of $\Phi_{\delta_{sup}}$, $v + \delta_{sup}$ belong to the upper temporal bound of Z associated with ϕ . Thus, $v + \delta_{sup} \in \partial Z^\uparrow$.

We can now conclude that the set $\{v + \delta_{sup} \mid v \in Z \text{ such that } \delta_{sup} = \sup\{\delta \in \mathbb{R}_{\geq 0} \mid v + \delta \in Z\} \in \mathbb{R}_{\geq 0}\}$ is included in the union of temporal upper bounds associated to temporal upper constraints of Z .

Conversely, in order to prove the \subseteq -direction of the Property, let $v \in \partial Z^\uparrow$ be a valuation in the temporal upper bound of Z . Then there exists $\phi \in U_{Temp}$ of the form $v(\mathbf{x}) \sim plt$ such that $v \in \partial Z_\phi^\uparrow$.

If ϕ is non-strict, then v belongs in Z and $v(\mathbf{x}) = v(plt)$. Therefore, for all delays $\delta > 0$, $(v + \delta)(\mathbf{x}) = v(\mathbf{x}) + \delta > v(plt) = (v + \delta)(plt)$. Thus, $v + \delta$ does not satisfy ϕ and is not in Z . We have $\sup\{\delta \in \mathbb{R}_{\geq 0} \mid v + \delta \in Z\} = 0$ and $v = v + 0$.

If ϕ is strict, then v belongs in the temporal upper closure of Z and $v(\mathbf{x}) = v(plt)$. There exists a sequence $(v_n)_{n \in \mathbb{N}}$ of valuations v_n of Z , such that for all $n \in \mathbb{N}$, there exists a strictly positive delay $\delta > 0$ such that $v_n \rightarrow^\delta v_{n+1}$ and v is the limit of $(v_n)_{n \in \mathbb{N}}$.

For all $n \in \mathbb{N}$, there exists a delay δ_n such that $v_0 \rightarrow^{\delta_n} v_n$. The sequence $(\delta_n)_{n \in \mathbb{N}}$ is strictly increasing and has a limit $\delta_{sup} \in \mathbb{R}_{\geq 0}^\infty$ such that $v_0 \rightarrow^{\delta_{sup}} v$. For all $\delta < \delta_{sup}$, there exists $n \in \mathbb{N}$ such that $\delta < \delta_n < \delta_{sup}$. Since v_n is in Z , we have, by convexity of Z , that $v + \delta$ belongs to Z as well.

Furthermore, for all finite delays $\delta \geq \delta_{sup}$, we have $(v_0 + \delta)(\mathbf{x}) = v_0(\mathbf{x}) + \delta \geq v_0(\mathbf{x}) + \delta_{sup} = (v_0 + \delta_{sup})(plt) = v_0(plt)$. Therefore, $v + \delta$ does not satisfy the constraint $\mathbf{x} < plt$ which is the constraint ϕ of Z . Thus, $v + \delta$ is not in Z .

Thus, we have $v_0 \in Z$ and $\delta_{sup} = \sup\{\delta \in \mathbb{R}_{\geq 0} \mid v_0 + \delta \in Z\}$ such that $v = v_0 + \delta_{sup}$.

We can now conclude that $\partial Z^\uparrow = \bigcup_{\phi \in U_{Temp}} \partial Z_\phi^\uparrow$. □

C Proofs for Section 5: Correctness of the Controller

Let r be a run of the parallel composition $(C \parallel G)$ with a parameter valuation v such that $v(\epsilon) > 0$.

Lemma 2. *For all states (ℓ^C, ℓ^G, v) of r , ℓ^C is the mirror location of ℓ^G or it is an instruction location ℓ^I where $I = (\xi_1, -, -)$ and $\ell^G = \xi_1.\ell$.*

Proof. The run starts in the initial game location ℓ_0 and its mirror in the controller q_{ℓ_0} . From then on, when a mirror location q_ℓ is reached in the controller, it is done with a parallel discrete transition with a game transition that leads to some location ℓ which is mirrored by q_ℓ . Since there is no internal game transition, the location of the game is unchanged until we leave q_ℓ . An instruction location q_i where $I = (\xi_1, -, -)$ of the controller is reached by an internal transition of the controller from a mirror location q_ℓ where $\ell = \xi_1.\ell$. Since the location of the game matches ℓ in q_ℓ , and an internal controller transition does not change the game location, we still have that the location of the game matches ℓ when entering q_ℓ . Since there is no internal game transition, the location of the game is unchanged until we leave q_ℓ .

Lemma 3. *Run r invalidates a controller invariant if and only if it ends in a state $s = (\ell^C, \ell^G, v)$ with $v(\epsilon) = 0$ or when ℓ^C is a mirror location q_{ℓ^G} and there is no matching instruction for (ℓ^G, v) in L .*

Proof. If ℓ^C is an instruction location q_i with $I = (\xi_1, \xi_2, d)$, the associated instruction after processing by ADDEPSILONBOUNDS, we proceed as follows.

If $d = \text{Wait}$, the invariant of q_i is then \top and cannot be invalidated. Else $d = t_c \in T_c$. If ξ_2 has an upper temporal constraint (possibly because it is an epsilon lower bound obtained from ADDEPSILONBOUNDS) then $\xi_1 \subseteq \xi_2^\swarrow$. All states of ξ_1 can reach ξ_2 . Furthermore, the invariant of q_i has been set to ξ_2^\swarrow . At the temporal upper bound of ξ_2^\swarrow there is a transition available synchronized with the game transition d . Therefore, a transition is forced, and the invariant does not block it.

If ξ_2 has no upper temporal constraint, then it was obtained by ADDEPSILONBOUNDS from a symbolic state with no upper temporal constraint. We have $\xi_1 \subseteq \xi_2$. Then, s has an enabled transition synchronized with the game transition t_c and q_i is urgent, so a transition is forced, and the invariant does not block it.

If ℓ^C is a mirror location and s matches an instruction from L . Then let $I = (\xi_1, \xi_2, d)$ be an instruction matched by s .

If $d = \text{Wait}$ or ξ_2 has an upper temporal constraint, then I is not modified by ADDEPSILONBOUNDS. $\ell^C = q_{\xi_1.\ell}$ and v satisfies $\xi_1.Z$, therefore some internal transition of the controller from q_ℓ to q_i is enabled in s . Since q_ℓ is urgent and by the forced transition semantics, a discrete transition is forced to occur from $s = (\ell^C, \ell^G, v)$.

Otherwise, if $d \neq \text{Wait}$, the temporal predecessors ξ_2^\swarrow are covered by ξ_2 and the temporal predecessors of its epsilon lower bounds for all parameter valuation

with $v(\epsilon) > 0$. In this case, ξ_1 is split between ξ_2 and the temporal predecessors of the epsilon lower temporal bounds of ξ_2 . Since $\xi_1 \subseteq \xi_2^\swarrow$, all states s of the parallel composition $(\mathcal{C} \parallel G)$ with a strictly positive value for ϵ matching an instruction of L before ADDEPSILONBOUNDS, still match an instruction of the strategy specification obtained with ADDEPSILONBOUNDS.

Thus, they have an internal controller transition from ℓ^C , which can be forced instead of breaking the urgent location.

Lemma 4. *Run r is coherent with the strategy described by L until it is blocked by a controller invariant.*

Proof. Recall that r is a run in $(\mathcal{C} \parallel G)$ with parameter value v . Assume that h is a history of r that is so far coherent with strategy L . We will show that the next step (a transition or termination) is still coherent with L . Assume that h ended in $ls(h) = (\ell^C, \ell^G, v)$, where ℓ^C is the mirror location of ℓ^G .

If there is no instruction matching $s = (\ell^G, v)$ after processing by ADDEPSILONBOUNDS, then there is no transition available from ℓ^C in the controller. The run r violates the urgent nature of ℓ^C and terminates correctly.

Else, there exists an internal controller transition to an instruction location q_i tied to some instruction $I = (\xi_1, \xi_2, d)$ matching s after processing by ADDEPSILONBOUNDS.

If $d = \text{Wait}$, no controllable transition is available from q_i . This corresponds to a controller decision $\sigma(h) = \infty$ which is coherent with L . The run r either stays in q_i forever or takes an uncontrollable transition t_u after some delay $\delta \leq \infty$.

Else, d is a controllable action t_c from T_c . The instruction I has been obtained from an instruction $I' = (\xi'_1, \xi'_2, d')$ through processing by ADDEPSILONBOUNDS either directly if ξ'_2 has an upper temporal constraint or from splitting I' . In any case, we have $\xi_1 \subseteq \xi'_1$ and $\xi_2 \subseteq \xi'_2$.

Furthermore, either q_i is urgent or its invariant is ξ_2^\swarrow , where $\xi_2 \subseteq \text{Inv}(\ell^G)$ has an upper temporal constraint. By ending the run r here, we would invalidate a controller invariant before invalidating a PTG invariant.

If r doesn't invalidate a controller invariant, then a discrete transition occurs. The next transition cannot be an internal transition of the controller, since there are no internal transitions leaving q_i . All transitions of the PTG have a label synchronized with the controller, so internal transitions of the PTG cannot occur either. Therefore, either a controllable parallel discrete transition or an uncontrollable parallel discrete transition occurs.

In the case of a controllable parallel discrete transition, there is only one action synchronized with a controllable label available in q_i : a transition with the label of t_c from ξ_2 . Since no two transitions available in the same state of the PTG share a label, we are ensured that the only controllable transition available in q_i is t_c . We have that from a state of $\xi_1 \subseteq \xi'_1$, we take the transition t_c after a delay δ leading to $\xi_2 \subseteq \xi'_2$. This is coherent with the strategy described by the original instruction list.

Else, an uncontrollable parallel discrete transition is taken next. It is taken from the invariant of q_i . Either q_i is urgent and the transition is taken immediately or its invariant is ξ_2^\swarrow . In any case, the uncontrollable action is taken within

a delay smaller or equal to a delay leading to $\xi_2 \subseteq \xi'_2$. This is coherent with the strategy described by the original instruction list.

Finally, the next parallel discrete transition is coherent with the strategy specification L and leads to a mirror location in the controller.

Lemma 5. *For all states (ℓ^C, ℓ^G, v) of r such that an uncontrollable transition t_u is available in the game, the controller cannot apply timed transition (with strictly positive delay) or parallel discrete transition before enabling t_u .*

Proof. If ℓ^C is a mirror location, it is urgent and only has internal outgoing transitions leading to an instruction location. If ℓ^C is an instruction location q_i with $I = (\xi_1, -, -)$, then $\ell^G = \xi_1.l$. From there, t_u is an uncontrollable transition from $\ell^G = \xi_1.l$ and thus has a synchronized transition in the controller from $\ell^C = q_i$ with guard \top . Thus, t_u is enabled.

Using the previous Lemmas, we can now show the correctness of the generated controller:

Theorem 3 (Controller Correctness). *Let G be a PTG with a reachability objective. Let L be the strategy generated by Alg. 1. Let \mathcal{C} be the controller synthesized by Alg. 2 from L . Then all runs of $(\mathcal{C} \parallel G)$ starting in an initial state with a winning parameter valuation and $\epsilon > 0$ eventually reach a target location.*

Proof. For all winning states s , the strategy specification L generated by Alg. 1 has an instruction matched by s . Furthermore, the strategy σ associated with L is winning and keeps us in winning states until the target is reached. Let \mathcal{C} be the controller generated by Alg. 2 with L as input. All states of the game G of a run on the parallel composition $(\mathcal{C} \parallel G)$ have a matching instruction in L until a target location is reached. Since σ is winning, all runs on $(\mathcal{C} \parallel G)$ eventually reach a target location.

D Experimental Setup

All experiments were run on a single core of a computer with an Intel Core i5-1135G7 CPU @ 2.40GHz with 16 GB of RAM running Ubuntu 22.04.5 LTS.

In order to measure the additional computation time incurred by constructing the winning strategy, two versions of the algorithm are run for each plate: one that purely does parameter synthesis via the original algorithm and our new version that does parameter synthesis and strategy synthesis as well as generates a controller. The generated controller is verified as described in Sec. 6.1, re-using the algorithm with strategy synthesis turned off.

We run the experiments 5 times and report the average time and symbolic state space size. A timeout of 2 hours is used.

E Imitator Model of the Production Cell

An IMITATOR model of the 1-plate production cell can be seen in Figs. 6 to 8. The model is composed of three automata: the plate, the robot and the broadcaster. Arrows with same color signify a synchronized action in IMITATOR.

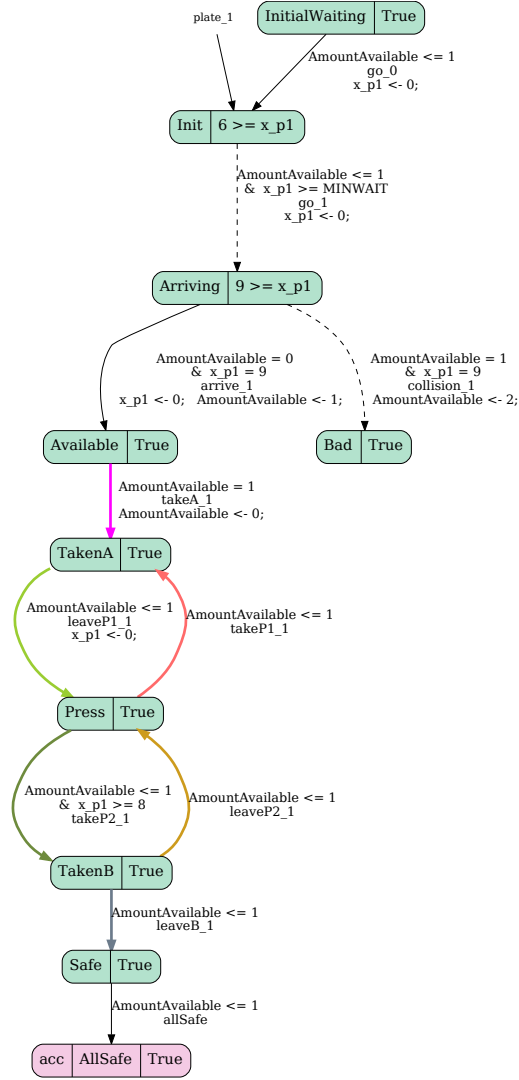


Fig. 6: IMITATOR model for the Production Cell – plate component

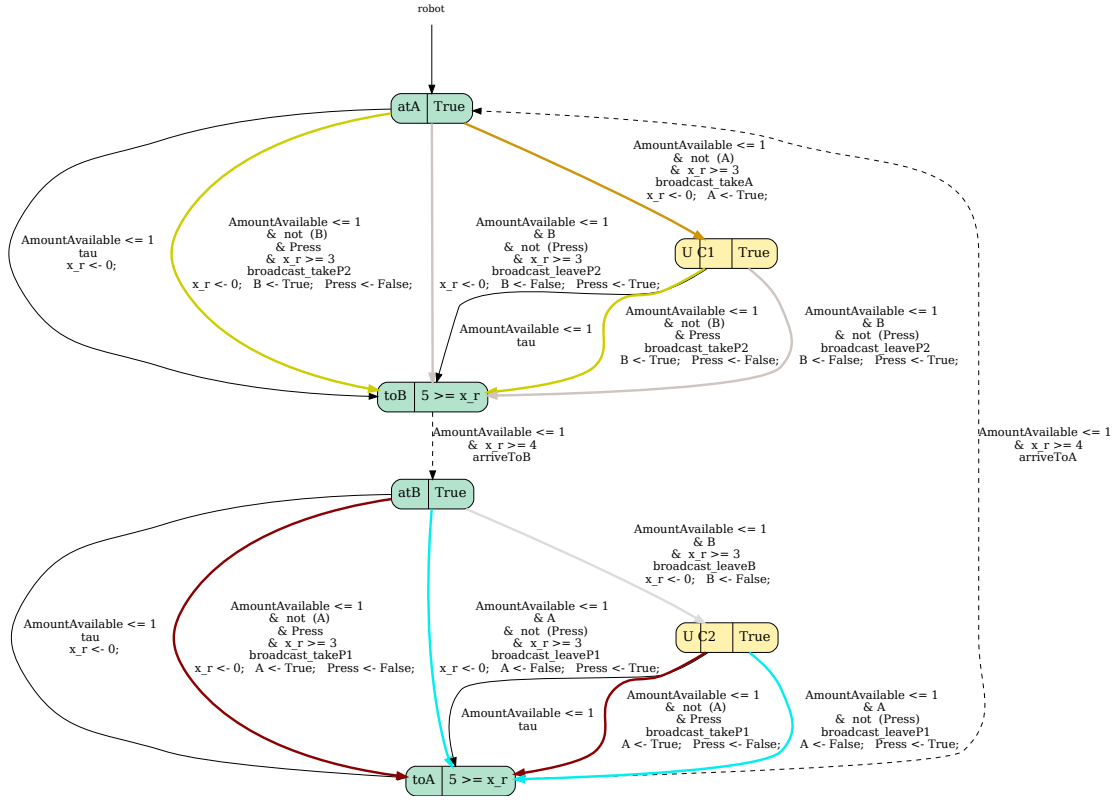


Fig. 7: IMITATOR model for the Production Cell – robot component

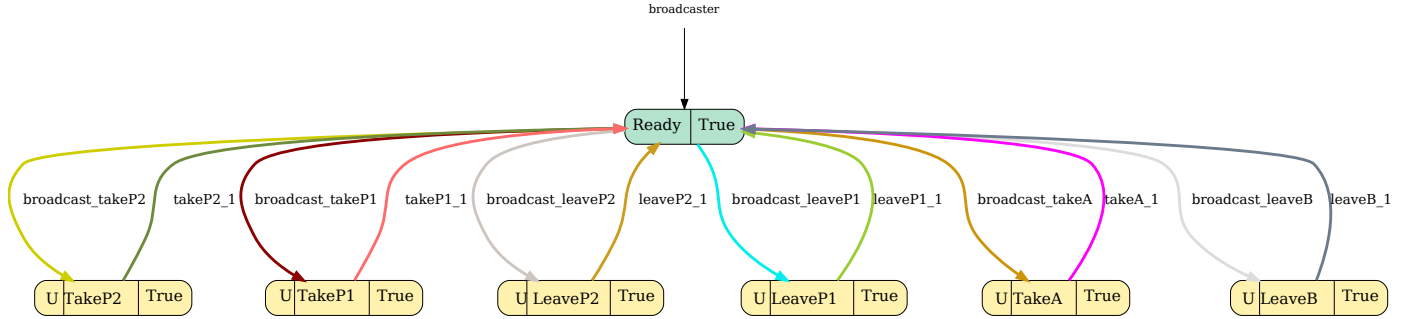


Fig. 8: IMITATOR model for the Production Cell – broadcaster component
(auxiliary automaton to facilitate broadcast communication)