

# ON DESIGN OF REPRESENTATIVE DISTRIBUTIONALLY ROBUST FORMULATIONS FOR EVALUATION OF TAIL RISK MEASURES

Anand Deo

**ABSTRACT.** Conditional Value-at-Risk (CVaR) is a risk measure widely used to quantify the impact of extreme losses. Owing to the lack of representative samples CVaR is sensitive to the tails of the underlying distribution. In order to combat this sensitivity, Distributionally Robust Optimization (DRO), which evaluates the worst-case CVaR measure over a set of plausible data distributions is often deployed. Unfortunately, an improper choice of the DRO formulation can lead to a severe underestimation of tail risk. This paper aims at leveraging extreme value theory to arrive at a DRO formulation which leads to representative worst-case CVaR evaluations in that the above pitfall is avoided while simultaneously, the worst case evaluation is not a gross over-estimate of the true CVaR. We demonstrate theoretically that even when there is paucity of samples in the tail of the distribution, our formulation is readily implementable from data, only requiring calibration of a single scalar parameter. We showcase that our formulation can be easily extended to provide robustness to tail risk in multivariate applications as well as in the evaluation of other commonly used risk measures. Numerical illustrations on synthetic and real-world data showcase the practical utility of our approach.

**Keywords** Conditional Value at Risk; Distributionally Robust Optimization; Extreme Value Theory; Distortion Risk Measures

## 1. INTRODUCTION

Distributional uncertainty is inevitable in risk management problems which involve evaluation of a stochastic objective function. Distributionally Robust Optimization (DRO) (see [51]) is a popular tool which attempts to hedge against such uncertainty by computing the worst case evaluation of the desired stochastic objective over a set of plausible models. This set of models, referred to as the uncertainty set in literature is typically constructed by considering perturbations of a nominal distribution (for instance, proposed by a regulator). A centerpiece of DRO literature is to arrive at a suitable choice of the uncertainty set from available data samples. Different measures of "similarity" between distributions are used to this end. These include moment constraints (see [23, 37, 67]), likelihood based metrics (see [9, 27, 44]) and optimal transport distances (see [14, 33, 48]).

In several applications, it is natural to consider risk measures which are evaluated on distribution tails: for instance, in an insurance setting, one may desire to quantify the impact of excessively large claims. Owing to a paucity of tail-samples, estimation of such tail risk measures directly from data becomes difficult. One way to combat this is to propose that the data has been realized from a family of distributions (such as Gaussian), and evaluate the objective under the member of this family whose parameters match those of the data. This can lead to significant model risk, as the underlying data distribution may differ substantially from the

proposed family and one may end up underestimating the tail objective. Such errors are considered to be hazardous, since one may potentially end up being over-optimistic about the extent of outliers present in data.

Use of DRO becomes a natural step towards combating such model risk. In order to ensure that the formulation is rich enough to the above underestimation, recent works such as [39, 42, 43] advocate for use of DRO with uncertainty sets which contain a large number of plausible distributions. However, the flip side is that the resulting formulation may be too conservative, and one may end up with evaluations which are excessively large. Consequently, one strives to balance robustness (not severely under-representing outliers) against conservativeness (excessively large risk evaluations). In this paper, considering a class of stochastic objectives evaluated only on the largest  $\beta$  fraction of data outcomes, we (i) precisely characterize how the choice of uncertainty set affects the worst case risk as the tail level  $\beta$  is made smaller (that is, the objective is evaluated further and further into the tail) and (ii) use these characterizations to arrive at a data-driven DRO formulation which while not being overly conservative still ensures robustness against distributional ambiguity.

**1.1. CVaR as a measure of tail risk.** A popularly used measure of tail risk is conditional value-at-risk (CVaR) (see [47] and references therein). Given a distribution  $P$ , and a risk level  $\beta$ , define the value at risk associated with  $P$  as

$$v_{1-\beta}(P) = \inf\{u : P(Z > u) \leq \beta\}. \quad (1)$$

Define the CVaR associated with a measure  $P$  evaluated at a risk level  $\beta$  as  $C_{1-\beta}(P) = E_P[Z \mid Z \geq v_{1-\beta}(P)]$ . Note that in the previous expression, the random variable  $Z$  is assumed to have a distribution  $P$ . Axiomatically, CVaR is a coherent risk measure: it is monotonic, convex and homogeneous (see [2, 5, 32] for precise definitions) and has the following optimization formulation due to [53], all of which make it amenable to data-driven computation:

$$C_{1-\beta}(P) = \inf_u \left\{ u + \frac{1}{\beta} E_P [Z - u]^+ \right\}, \text{ where } [Z - u]^+ = \max\{(Z - u), 0\}. \quad (2)$$

These desirable properties have led to CVaR becoming a preferred vehicle for introducing risk aversion in problems in finance, operations research, planning machine learning etc. (see [3, 8, 11, 41, 58, 59]). In addition, unlike VaR, which only quantifies the extent of loss at a particular risk level  $\beta$ , CVaR, captures losses in the *entire* tail region beyond risk level  $\beta$ . Consequently, CVaR has become a favored tool for quantifying extreme risks. For instance, in calculating minimum capital requirements, the Basel III accords advocate the use of CVaR over VaR since it provides a more accurate representation of downside risks faced by banks.

Despite possessing properties that make it attractive from a modeling standpoint, evaluation of CVaR is highly sensitive to the tails of the data owing to a lack of representative samples. This difficulty is only exacerbated when the data has heavy tails (see [16, 46]). Using DRO to tackle distributional uncertainty therefore becomes a natural solution to hedging against model risk. Distributionally Robust CVaR evaluation has received a fair bit of attention in recent literature: for instance, [35, 66] attempt to evaluate the worst-case CVaR of a portfolio

loss, while [49] derive a model for minimizing the worst case CVaR of regret in a combinatorial optimization problem. In the context of distributionally robust CVaR constrained programs, [18, 38, 67] provide tractable reformulations. Finally, [10, 17, 19, 50, 62] study evaluation of a more general class of robust risk measures with a focus on developing tractable reformulations.

**1.2. Main Contributions.** While previous works provide reformulations to ensure computational tractability, the question of how the choice of uncertainty set affects the worst case CVaR evaluation still remains unanswered. To illustrate in a real context, consider the following question: "If a financial regulator uses DRO to combat model uncertainty, how would the excess minimum capital requirements, incurred due to robustification depend on the choice of uncertainty set?". In mathematical terms: given a set of probability distributions  $\mathcal{P}$  which consist of perturbations of a nominal model  $P_0$ , how does  $C_{1-\beta}(\mathcal{P}) := \sup_{P \in \mathcal{P}} C_{1-\beta}(P)$  compare with  $C_{1-\beta}(P_0)$ ? To answer this question, diverging away from the computational aspects of robust CVaR evaluation, in this paper we aim to quantify how much faster  $C_{1-\beta}(\mathcal{P})$  grows as compared to  $C_{1-\beta}(P_0)$  as  $\beta \rightarrow 0$  as a function of the uncertainty set  $\mathcal{P}$ .

A follow-up question is following: is it possible to carefully tailor the uncertainty set so that resulting DRO formulation is robust, yet not overly conservative? In the context of the previous example: "if the true distribution of data were  $Q$ , can a regulator carefully identify a set of plausible models  $\mathcal{P}$  for which  $C_{1-\beta}(\mathcal{P})$  is readily estimable from available data samples and  $C_{1-\beta}(\mathcal{P}) \approx C_{1-\beta}(Q)$  (in a sense to be made precise later), so that despite model uncertainty the minimum capital requirement proposed by the regulator is representative of the (unknown) ground truth?" In light of recent financial, supply chain and energy market disruptions (among several others), it has become increasingly pertinent to tackle such questions. This paper undertakes the task of attempting to provide an answer to this important, yet relatively less studied problem. Our main contributions are below:

**i) Characterization of worst case CVaR:** We show the the existence of a scaling function  $g_\beta$  which depends on (i) the quantile function of  $P_0$  and (ii) measure of discrepancy between distributions used to define  $\mathcal{P}$  such that

$$C_{1-\beta}(\mathcal{P}) \sim g_\beta. \quad (3)$$

Using (3), we characterize the extent of conservativeness over the baseline evaluation  $C_{1-\beta}(P_0)$  for two popular classes of uncertainty sets:

**a)** If  $\mathcal{P}$  were a  $p$ -Wasserstein ball around  $P_0$  (defined in (9)) we demonstrate the existence of a constant  $c \in (1, \infty]$  such that

$$\frac{\log g_\beta}{\log C_{1-\beta}(P_0)} \rightarrow c.$$

If  $P_0$  has a power-law with tail index  $\gamma$ , then  $c = \gamma/p$  is finite. If instead if  $P_0$  were Weibullian, then  $c = \infty$ . This observation suggests that while computationally tractable, Wasserstein uncertainty sets can lead to significant conservativeness, which worsens if the nominal distribution itself had lighter tails.

b) If  $\mathcal{P}$  was defined using a polynomial-divergence ball around  $P_0$  then

$$\frac{\log g_\beta}{\log C_{1-\beta}(P_0)} \rightarrow c \in (1, \infty) \text{ as } \beta \rightarrow 0$$

when  $P_0$  has a power-law with a suitable tail index  $\gamma$ . Here  $c$  depends *only* the type of divergence measure. Thus, in the presence of heavy tails, polynomial divergences are highly conservative. If  $P_0$  had Weibullian tails, we show that

$$g_\beta \sim K C_{1-\beta}(P_0) \text{ where } K \in (1, \infty).$$

where we identify the precise dependence of  $K$  on both the type of divergence used, as well as the tail of  $P_0$ . This shows that divergence based formulations also lead to conservativeness for Weibullian nominal distributions, albeit by only a constant factor.

**ii) Design of representative DRO formulations:** The conservativeness of Wasserstein (or) divergence based DRO arises because the uncertainty set contains distributions with tails significantly heavier than that of  $P_0$ . To resolve this issue there are two aspects that must be taken care of : (i) design of an uncertainty set which *only* contains distributions whose tails are identical in strength to that of  $P_0$  and (ii) ensure that the tails of  $P_0$  match those of  $Q$ . The first of these ensures that the extent of conservativeness is controlled, while the second results in a nominal model which captures the scale of outliers in data accurately. We propose a class of uncertainty sets of the form

$$\mathcal{Q}_\beta = \left\{ P : \int \phi \left( \frac{dP}{dQ_\beta} \right) dQ_\beta \leq \delta \right\}, \quad (4)$$

where we allow  $Q_\beta$  to depend on the risk level at which CVaR is to be evaluated. In most DRO literature, the uncertainty set is constructed around (i) the empirical distribution of data (call it  $\hat{P}_n$ ) or (ii) a specific family of distributions whose parameters are readily estimable from data. Owing to lack of representative samples, the empirical distribution does not capture tail properties of the data, while if one uses a parametric family of distributions in (ii) above whose tail properties don't resemble those of the data, it may lead to severe under-estimation of risk.

In contrast, the proposed nominal distribution  $Q_\beta$  is constructed by extrapolating the distributional information available in samples from a baseline risk level  $\beta_0 \gg \beta$ . In turn  $\beta_0$  is carefully selected so that the largest  $\beta_0$  fraction of data samples are representative of the distribution tail, and it is possible to accurately estimate quantiles at level  $\beta_0$  from these samples. Our choice is rooted in literature on extreme value theory (see [21] and references therein), where similar extrapolations are used to estimate quantiles at risk levels at which there are often very few or no data samples. The result is that the tail properties of  $Q_\beta$  become increasingly representative of those of  $Q$  as  $\beta \rightarrow 0$ . Carefully selecting  $\phi(\cdot)$  in (4) further results in a DRO formulation which does not severely underestimate tail-risk *and* is not overly conservative. In particular, we show that for any  $c \in (0, 1)$ , if  $\beta_0 = \beta^c$  then

$$\begin{aligned} \log C_{1-\beta}(\mathcal{Q}_\beta) &\sim \log C_{1-\beta}(Q) \text{ if } Q \text{ were heavy tailed and} \\ C_{1-\beta}(\mathcal{Q}_\beta) &\sim C_{1-\beta}(Q) \text{ if } Q \text{ were light tailed.} \end{aligned}$$



Our result demonstrates that the proposed DRO is far less conservative than both Wasserstein and polynomial-divergence based DRO formulations irrespective of the nature of the tail of the data. From a practical standpoint, the implication of the above result is the following: given  $n$  samples of data, setting  $\beta_0(n) = n^{-\kappa}$  for a hyper-parameter  $\kappa \in (0, 1)$ , the proposed formulation is able to robustly infer tail risk in the statistically challenging regime where  $\beta(n) = c_0 n^{-q}$  for  $q \geq 1$ . This is in contrast to methods using  $\hat{P}_n$  as the nominal distribution, which can only produce reliable risk estimates at levels  $\beta(n) \gg 1/n$ .

**iii) Extensions to distortion risk measures:** In many instances, agents making decisions under uncertainty end up attributing non-linear weights to low probability events. Expected utility frameworks which include measures such as CVaR fail to capture such a behavior. To remedy this, the notion of distortion risk measures was introduced in [61, 63], where the authors propose weighing tail probabilities by a "dual-utility" function to capture non-linearity in an agent's perception of distribution tails. Further, [65] derives the following representation of such risk measures: Let

$$g_\beta(x) = \begin{cases} g\left(\frac{x}{\beta}\right) & 0 \leq x \leq \beta \\ 1 & x > \beta \end{cases}$$

where  $g : [0, 1] \rightarrow [0, 1]$  is an increasing function. Define a risk measure

$$\rho_{g, 1-\beta}(P_0) = \int_0^\infty g_\beta(P_0(X \geq x)) dx. \quad (5)$$

The formulation in (5) allows a modeler to "weigh" different regions of the distribution tail by the function  $g(\cdot)$  in assessment of risk: setting  $g(x) = x$  (that is assigns linear weights to the entire tail) leads to CVaR. Recent works have studied distributionally robust formulations for these risk measures (see [10, 50]). We demonstrate that both the asymptotics for worst case risk evaluation extended to this generality and that the tailored uncertainty set in (4) continues to produce representative risk estimates.

**iv) Application to evaluation of systemic risk:** We present an application of the previous ideas to distributionally robust evaluation of contagion in a financial system. Since the 2008 crisis, this problem has received widespread attention (see [1, 4, 36] and references therein). A popular framework to capture contagion is to model the system as a (bipartite) graph where one side of the graph represents the various financial entities and the other represents common asset holdings (see [29, 40]). When one or more of these assets are distressed, it may lead to a cascading effect and cause wide-spread losses to the financial entities. Considering a somewhat stylized model of a banking network, we demonstrate that the proposed formulation may be used to robustly evaluate the magnitude of losses caused by such a cascade.

**v) Experimental Validation:** To establish practical credibility for the developed methods, we conduct an extensive simulation study. We observe that consistent with theory, the proposed DRO framework leads to worst-case evaluations which are far more representative of tail risk than existing techniques. As a further application we show that in a financial setting where a manager wishes to re-balance her portfolio at discrete intervals of time, that of the proposed formulation may be used to arrive at a re-balancing frequency whose hedging error is small.

Short case studies on the Danish Fire Insurance data set and the FAMA French data set further serve to illustrate the utility of our methods in real-world applications.

**1.3. DRO formulations involving tail risks.** We conclude by giving a brief review of literature which considers DRO problems involving distribution tails: In the setting of evaluating rare event probabilities [7, 45] study a robust optimization approach which imposes shape constraints on the tail of the underlying probability densities. However, their formulations become intractable beyond the case where the objective is the expected value of a random variable. Kullback-Liebler divergences have been used to measure model risk in various financial contexts by [34, 55]. The papers [12, 13, 64] leverage extreme value theory and derive asymptotics for worst case tail probabilities and show the dependence of the worst case evaluation on the tails of the nominal distribution and the uncertainty set. Specifically, the first two works show how the tail strength of the nominal distribution affects the worst case probability evaluation while [13] goes further and arrives at a procedure to compute worst case quantiles using a simple line search. In the multivariate context, [64] demonstrates bound on the worst case Value-at-Risk in situations where there is ambiguity about the joint distribution of the data. The paper [31] provides asymptotic bounds on the worst case probability evaluation in a multivariate setting, considering a divergence based uncertainty set with additional moment constraints. In related work, the recent paper [26] provides asymptotics to understand the scaling behavior for the optimal cost of a distributionally robust chance constrained problem for several popular ambiguity sets. Similarly, [42, 43] study bounds on the strength of tails of distributions which are permissible within different  $\phi$ -divergence neighborhoods of a nominal distribution. In particular, they derive conditions on  $P_0$  and the growth rate of  $\phi$  in (4) under which these neighborhoods contain distributions with infinite mean. Building on this, the recent work [39] derives conditions on  $\phi$ -divergence in (4) that ensure a finite worst case CVaR. Our paper is more comprehensive, demonstrating that several of the choices proposed by [39], while leading to finite worst-case CVaR are excessively conservative.

**1.4. Structure of the paper and notation.** The rest of this paper is structured as follows: In Section 2, we outline our problem formulation and state and explain the modeling assumptions under which we establish our main results. In Sections 3 and 4, we derive asymptotics for worst case CVaR resulting from choosing  $\mathcal{P}$  using Wasserstein distances and polynomial divergences respectively. In Section 5 we discuss calibration of the uncertainty set  $\mathcal{P}$ , so as to reduce the conservativeness of the resulting DRO formulation. In Section 6, we provide extensions of our results to robust evaluation of distortion risk measures. We present an application to evaluating tail risk associated with inter-connected banking networks in Section 7. We conclude with numerical experiments on simulated and real data in Sections 8 and 9 respectively.

**Notation:** We use  $\xrightarrow{a.s.}$ ,  $\xrightarrow{p}$  and  $\xrightarrow{d}$  to denote convergence almost surely, in probability and distribution, respectively. For a function  $f$ , we let  $f^\leftarrow$  denote its inverse. For two sequences  $x_t$  and  $y_t$ , we say that  $x_t \sim y_t$  if  $\lim_{t \rightarrow \infty} (x_t/y_t) = 1$ . Given a set  $\mathcal{X}$ , we let  $\mathcal{M}(\mathcal{X})$  denote the set of all probability measures on  $\mathcal{X}$ . For  $P \in \mathcal{M}(\mathbb{R})$ , we let  $F_P$  denote its cdf, that is  $F_P(x) = P(X \leq x)$ . Further, we let  $\bar{F}_P(x) = 1 - F_P(x)$  be its tail cdf and  $\Lambda_P(x) = -\log \bar{F}_P(x)$

denote the hazard function. We follow the notation that  $E_P[X] = \int X dP$  for any  $P \in \mathcal{M}(\mathcal{X})$ . For distributions  $(P, Q) \in \mathcal{M}(\mathcal{X})$ , we let  $\Pi(P, Q)$  denote the set of all joint distributions with marginals  $P$  and  $Q$ . For a map  $T : \mathcal{X} \rightarrow \mathcal{Y}$  and  $P_0 \in \mathcal{M}(\mathcal{X})$ , we denote  $P_0 \circ T^{-1}$  to be the push-forward distribution of  $P_0$  under  $T$ , that is  $(P_0 \circ T^{-1})(B) = P_0(T(Z) \in B)$ . Given  $\mathcal{P} \subset \mathcal{M}(\mathcal{X})$  and a risk measure  $\rho : \mathcal{M}(\mathcal{X}) \rightarrow \mathbb{R}^+$ , we use  $\rho(\mathcal{P}) = \sup_{P \in \mathcal{P}} \rho(P)$  to denote the worst case evaluation of  $\rho$  in the uncertainty set  $\mathcal{P}$ . Throughout, vectors will be denoted by boldface; that is we will use  $\mathbf{x} = (x_1, \dots, x_d)$  to denote an element of  $\mathbb{R}^d$ .

## 2. PROBLEM SETUP AND MODELING ASSUMPTIONS

**2.1. Background on Extreme Value Theory.** Analysis of distribution tails is ubiquitous in applications across risk management. Extreme Value Theory (EVT) (see [21, 30]) provides a structured framework using which one can model and statistically estimate tail quantiles. To achieve this, one places mild regularity assumptions on the scaled behavior of maxima: given i.i.d. samples  $Z_1, \dots, Z_n$  of a random variable  $Z$  with distribution  $P$ , one assumes that there exist scaling constants  $\{(a_n, b_n) : n \geq 1\}$  such that

$$\max_{i=1}^n \frac{Z_n - b_n}{a_n} \xrightarrow{d} H_\alpha, \quad (6)$$

where  $H_\alpha$  has the distribution function

$$H_\alpha(x) = \begin{cases} \exp\{-(1 + \alpha x)^{-1/\alpha}\}, & 1 + \alpha x \geq 0 \text{ if } \alpha > 0 \\ \exp(-\exp(-x)) & \text{if } \alpha = 0. \end{cases}$$

This condition is called the maximum domain of attraction (MDA) condition in literature and will be henceforth denoted by  $P \in \text{MDA}(\alpha)$ . The parameter  $\alpha$  governs the rate of decay of tails of  $P$ . The  $\alpha > 0$  case corresponds to  $P$  having power-law tails. This includes Pareto, Cauchy, student-t and Logisitic distributions among others. The  $\alpha = 0$  case corresponds to distributions whose tails decay slower than a power-law. This includes Gaussian, Exponential, Gamma and Weibull distributions, among others. An equivalent characterization of (6) can be obtained in terms of the tail cdf of  $P$ . The notion of regular variation is central to this endeavor:

**Definition 1.** A function  $f$  is regularly varying with index  $\rho$  if for any  $x > 0$ ,

$$\lim_{n \rightarrow \infty} \frac{f(nx)}{f(n)} = x^\rho.$$

We denote this by  $f \in \text{RV}(\rho)$  or  $f \in \text{RV}$  if there is no explicit need to specify the index of regular variation. If  $f \in \text{RV}(0)$ , we say that  $f$  is slowly varying.

Regular variation offers a structured approach to studying functions with polynomial-like growth/decay. Examples of regularly varying functions include  $x^2$ ,  $x^k \log^p(x)$  and  $x^k \exp(\log^q(x))$  for  $q \in (0, 1)$ . We refer the reader to [21] for more examples. The following characterization of the condition  $P \in \text{MDA}$  in terms of the tail cdf  $\bar{F}_P$  serves to significantly ease our analysis (see [30], pg. 132): whenever  $\alpha > 0$ ,

$$P \in \text{MDA}(\alpha) \iff \bar{F}_P \in \text{RV}(-\gamma), \quad \text{where } \gamma = 1/\alpha.$$

**2.2. Problem Formulation and Modeling Assumptions.** Consider evaluating the worst-case (largest) CVaR over a set of plausible data distributions:

$$\text{CVaR} - \text{Rob}(\beta) : \sup_{P \in \mathcal{P}} C_{1-\beta}(P).$$

The set  $\mathcal{P}$  is chosen as a perturbation of some nominal model  $P_0$ . More concretely, let  $\mathcal{D}$  denote a discrepancy measure between two probability distributions, where  $\mathcal{D}(P, P_0) = 0$  if and only if  $P_0 = P$  - commonly used examples include  $\phi$ -divergences and Wasserstein distance. Note that nowhere do we require  $\mathcal{D}$  to be a proper distance between probability distributions. We consider a class of plausible models around  $P_0$  by considering uncertainty sets of the form

$$\mathcal{P} = \{P : \mathcal{D}(P, P_0) \leq \delta\}.$$

Here  $\delta$  is referred to the budget parameter, and specifies the extent of perturbation permissible. Throughout this paper, we will assume that  $\delta$  is fixed. Whenever  $\mathcal{P}$  is defined through either Wasserstein distance (see (9)) or by setting

$$\mathcal{P} = \mathcal{B}_\phi(P_0) = \left\{ P : \int \phi \left( \frac{dP}{dP_0} \right) dP_0 \leq \delta \right\}, \quad (7)$$

for some convex  $\phi : \mathbb{R} \rightarrow \mathbb{R}$ ,  $\mathcal{B}_\phi(P_0)$  is a convex set of probability distributions. To see this, if  $\mathcal{D}(\cdot)$  is defined via Wasserstein distance then  $\mathcal{P}$  is a metric ball in the space of probability measures (see [60], Chapter 6), and is therefore convex. So long as  $\phi(\cdot)$  is convex,

$$P \rightarrow \int \phi \left( \frac{dP}{dP_0} \right) dP_0$$

is a convex function (see [20] pg. 194). Since  $\mathcal{B}_\phi(P_0)$  is the lower level set of a convex function it is a convex set. With all our probability measures being defined on  $\mathbb{R}$  (a closed and convex set), an application of Lemma 1 of [49] suggests that in either of these cases

$$C_{1-\beta}(\mathcal{P}) = \inf_u \left\{ u + \frac{1}{\beta} \sup_{P \in \mathcal{P}} E_P [Z - u]^+ \right\}. \quad (8)$$

The representation (8) is especially useful, since it permits us to use well known duality results for worst case expectation in order to examine  $C_{1-\beta}(\mathcal{P})$  and facilitates numerical evaluation.

**Assumptions on Tail Behavior:** We impose some minimal regularity assumptions on  $P_0$  discussed which are standard in literature on modeling distribution tails.

**Assumption 1** (Heavy tailed nominal distribution). *There exists a  $\gamma > 0$  such that  $\bar{F}_{P_0} \in \text{RV}(-\gamma)$ .*

**Assumption 2** (Nominal Distributions with Weibullian Tails). *There exists a  $\gamma > 0$  such that  $\Lambda_{P_0} \in \text{RV}(\gamma)$ .*

Assumption 2 supplements Assumption 1 and captures several distributions whose tails decay at a rate faster than power law. To see this,  $\Lambda_{P_0} \in \text{RV}$  implies that  $\bar{F}_{P_0}(x) = \exp(-x^{\gamma+o(1)})$ , while under Assumption 1,  $\bar{F}_{P_0}(x) = x^{-\gamma+o(1)}$ . Examples of such light tailed distributions include Exponential, Gamma, Weibull and Gaussian among others. When Assumption 2 holds, it can be further shown that  $P_0 \in \text{MDA}(0)$  (see [22], Theorem 2). While it is possible that  $P_0 \in \text{MDA}(0)$

but  $\Lambda_{P_0} \notin \text{RV}$ , in this paper we will only consider the light-tailed distributions which satisfy Assumption 2. We point out that crucially that Assumptions 1-2 are semi-parametric in nature, and do not require (i)  $P_0$  to be a member of a parametric family (such as Gaussian or student- $t$ ), and (ii)  $P_0$  to have a density.

Interestingly, the above assumptions translate to regularity on CVaR. We collect these observations in Lemmas 2.1-2.2 below. We point out that Lemma 2.1 is known in literature (see [65]), and refer the reader to the appendix for the proof of Lemma 2.2. For a distribution  $P$ , define the function  $U_P(t) = v_{1-1/t}(P)$ .

**Lemma 2.1.** *Suppose that a distribution  $P$  satisfies Assumption 1 with  $\gamma > 1$ . Then,  $C_{1-\beta}(P) \sim \gamma/(\gamma-1)U_P(1/\beta)$ . As a result,  $C_{1-\beta}(P) = \beta^{-1/\gamma+o(1)}$  as  $\beta \rightarrow 0$ .*

**Lemma 2.2.** *Suppose that a distribution  $P$  satisfies Assumption 2. Then,  $C_{1-\beta}(P) \sim U_P(1/\beta)$ . As a result,  $C_{1-\beta}(P) = \log^{1/\gamma+o(1)}(1/\beta)$  as  $\beta \rightarrow 0$ .*

The above two results imply the following: for distributions with a power law type tail, CVaR grows polynomially, while for those with Weibullian tails, it grows poly-logarithmically in  $(1/\beta)$ . These observations serve as a starting point for quantifying the extent of conservativeness incurred upon the use of DRO.

### 3. CONSERVATIVENESS OF WASSERSTEIN DRO

Recall the following definition of Wasserstein distance between probability measures.

**Definition 2.** *Given a distance metric  $d$ , and  $p \geq 1$ , the  $p$ -th order Wasserstein between  $P$  and  $Q$  is given by*

$$W_p(P, Q) = \inf \left\{ E_\pi [d^p(X, Y)]^{1/p} : \pi \in \Pi(P, Q) \right\}.$$

The  $p$ th order Wasserstein distance defines a metric on the space of probability distributions with finite  $p$ th moments (see [60], Theorem 6.9), and therefore is a discrepancy measure as in Section 2. Consider an uncertainty set is defined by the metric ball

$$\mathcal{W}_{p,\delta} = \{P : W_p(P, P_0) \leq \delta\}. \quad (9)$$

To gain intuition on asymptotic rates of  $C_{1-\beta}(\mathcal{W}_{p,\delta})$  we first analyze the contents of  $\mathcal{W}_{p,\delta}$ .

**Proposition 3.1.** *There does not exist a finite  $\delta > 0$  for which there exists a  $P \in \mathcal{W}_{p,\delta}$  such that*

$$\liminf_{x \rightarrow \infty} x^p \bar{F}_P(x) > 0.$$

*Further suppose that  $P_0$  satisfies either Assumption 1 with  $p < \gamma$  or Assumption 2. Then, for any  $(\kappa, \delta) > 0$  such that  $(p + \kappa) < \gamma$  there exists  $\tilde{P} \in \mathcal{W}_{p,\delta}$  such that  $\bar{F}_{\tilde{P}} \in \text{RV}(-p - \kappa)$ .*

Proposition 3.1 suggests that distributions in a  $p$ -Wasserstein ball around  $P_0$  can at most have a tail decaying as  $x^{-p}$ . This suggests that  $C_{1-\beta}(\mathcal{W}_{p,\delta})$  can at most grow at a rate  $(1/\beta)^{1/p}$ . Alternately, the presence of a distribution with tail index  $(p + \kappa)$  for any  $\kappa > 0$  in  $\mathcal{W}_{p,\delta}$  suggests that the worst case CVaR is of order  $(1/\beta)^{1/p+o(1)}$ . Since  $\gamma > p$ ,  $\mathcal{W}_{p,\delta}$  always contains

distributions whose tail is significantly heavier than that of the nominal distribution. In what follows, we demonstrate that the above upper and lower bounds are in fact tight, in that  $C_{1-\beta}(\mathcal{W}_{p,\delta}) \sim (\beta/\delta)^{-1/p}$ , and therefore Wasserstein DRO is excessively conservative when used to evaluate CVaR.

**3.1. Exact Characterization of worst case risk and tail asymptotics.** The following well-known duality result (see [14, 33]) provides a starting point for the subsequent analysis: for a measurable function  $f$ ,

$$\sup_{P \in \mathcal{W}_{p,\delta}} E_P[f(Z)] = \inf_{\lambda \geq 0} \left\{ \lambda \delta^p + E_{P_0} \left[ \sup_y \{f(y) - \lambda |y - Z|^p\} \right] \right\}. \quad (10)$$

Note that in our application,  $f(y) = (y - u)^+$ . It turns out that the inner maximization in (10) can be computed in closed form with this choice of  $f(\cdot)$ . Define

$$\vartheta(u, \lambda) = u - \frac{1 - 1/p}{(p\lambda)^{1/(p-1)}}.$$

Note that as  $p \downarrow 1$ ,  $\vartheta(u, \lambda) \rightarrow -\infty$  if  $\lambda < 1$ ,  $\vartheta(u, \lambda) \rightarrow u$  if  $\lambda \geq 1$ .

**Proposition 3.2.** *For any  $(u, \lambda)$ , the inner expectation in (10) evaluates to*

$$E_{P_0} \left[ \sup_y \{(y - u)^+ - \lambda |y - Z|^p\} \right] = E_{P_0} [(Z - \vartheta(u, \lambda))^+],$$

where if  $p = 1$ ,  $\nu(u, \lambda)$  is to be understood as its limit as  $p \downarrow 1$ . Consequently, the worst case CVaR can be written as the value of following joint optimization problem in  $(u, \lambda)$ :

$$C_{1-\beta}(\mathcal{W}_{p,\delta}) = \inf_{u, \lambda \geq 0} \{u + \beta^{-1} \lambda \delta^p + \beta^{-1} E_{P_0} [Z - \vartheta(u, \lambda)]^+\} = \inf_{u, \lambda \geq 0} \varphi_\beta(u, \lambda). \quad (11)$$

The optimization problem in (11) can be solved by setting the derivatives of  $\varphi_\beta(u, \lambda)$  to 0. This leads to an *exact* characterization of worst case CVaR under the Wasserstein metric.

**Theorem 3.1.** *The worst case CVaR under Wasserstein ambiguity of order  $p \geq 1$  has the form*

$$C_{1-\beta}(\mathcal{W}_{p,\delta}) = C_{1-\beta}(P_0) + \delta/\beta^{1/p}. \quad (12)$$

Suppose further that  $P_0$  satisfies Assumption 1 with  $\gamma > p$ . Then,  $C_{1-\beta}(\mathcal{W}_{p,\delta}) \sim \delta/\beta^{1/p}$ . Consequently,

$$\lim_{\beta \rightarrow 0} \left[ \frac{\log C_{1-\beta}(\mathcal{W}_{p,\delta})}{\log C_{1-\beta}(P_0)} \right] = \frac{\gamma}{p}.$$

Suppose  $P_0$  satisfies Assumption 2, then one has the stronger condition that

$$\lim_{\beta \rightarrow 0} \left[ \frac{\log C_{1-\beta}(\mathcal{W}_{p,\delta})}{\log C_{1-\beta}(P_0)} \right] = \infty.$$

Upon inspection of (12), the worst case CVaR evaluation can be seen as a "penalized" version of CVaR under the nominal distribution. The extent of this penalty term grows as (i)  $\beta \rightarrow 0$  and (ii) the  $\delta$  is made larger (therefore permitting more distributions to lie in  $\mathcal{W}_{p,\delta}$ ).

**Remark 1.** The recent paper [62] also demonstrates that the distributionally robust CVaR optimization problem with Wasserstein uncertainty can be evaluated as the CVaR under the

nominal distribution plus a penalty term. However, an important aspect of our work is to understand structurally why the Wasserstein DRO leads to excessive conservativeness. Indeed unlike [62], the use of a duality argument above allows for a constructive proof of Theorem 3.1, and allows us to clearly identify the distribution leading to the worst case CVaR evaluation.

**Remark 2.** Recall that existence of  $p$ -th moments is a requirement for defining Wasserstein distances. If  $\bar{F}_{P_0} \in \text{RV}(-\gamma)$ , then  $P_0$  has  $p$ th moment for all  $p < \gamma$ . The added condition  $p < \gamma$  therefore ensures that  $P_0$  lies in the space of all distributions with finite  $p$ -th moments.

**3.2. Identifying the worst case distribution.** The growth rate for  $C_{1-\beta}(\mathcal{W}_{p,\delta})$  proposed by Theorem 3.1 corresponds to the CVaR of a random variable whose tail cdf decays at a rate  $x^{-p}$ . Due to Proposition 3.1,  $\mathcal{W}_{p,\delta}$  does not contain any such distribution. In order to understand the cause of this apparent discrepancy, we explicitly identify the optimal transport plan which leads to the worst case CVaR evaluation in the result below:

**Proposition 3.3.** *The distribution which results in the worst case CVaR evaluation when  $\mathcal{P} = \mathcal{W}_{p,\delta}$  satisfies*

$$P_{\beta,\text{wc}} = P_0 \circ T_{\beta,\delta}^{-1}, \text{ where } T_{\beta,\delta}(x) = x\mathbf{1}(x \leq v_{1-\beta}(P_0)) + (x + \delta/\beta^{1/p})\mathbf{1}(x > v_{1-\beta}(P_0))$$

if  $p > 1$ . If  $p = 1$ , then the worst case distribution is supported on the region

$$\bigcup_{c \geq 0} \{(x, y) : y = x\mathbf{1}(x \leq v_{1-\beta}(P_0)) + (x + c)\mathbf{1}(x > v_{1-\beta}(P_0))\}.$$

Proposition 3.3 demonstrates that the worst case distribution in fact translates "tail" samples of  $Z$  further out, while the samples from the distribution meat remain unchanged. Interestingly, both  $P_0$  and the worst case distribution  $P_{\beta,\text{wc}}$  have the *same* tail behavior: if  $P_0$  satisfies Assumption 1 (or 2) with tail parameter  $\gamma > 0$ , so does  $P_{\beta,\text{wc}}$ . To illustrate this, let us consider the case where  $p > 1$  and fix  $\beta$ . Since the map  $T_{\beta,\delta}(\cdot)$  is invertible,  $\bar{F}_{P_{\beta,\text{wc}}}(t) = \bar{F}_{P_0}(T_{\beta,\delta}^{-1}(t))$  (resp.  $\Lambda_{P_{\beta,\text{wc}}}(t) = \Lambda_{P_0}(T_{\beta,\delta}^{-1}(t))$ ). Taking  $t > v_{1-\beta}(P_0)$ , the right hand side of the previous display becomes equal to  $\bar{F}_{P_0}(t - \delta/\beta^{1/p})$ . Since regular variation is invariant to translations,  $\bar{F}_{P_0} \in \text{RV}$  (resp.  $\Lambda_{P_0} \in \text{RV}$ ) implies that  $\bar{F}_{P_{\beta,\text{wc}}} \in \text{RV}$  (resp.  $\Lambda_{P_{\beta,\text{wc}}} \in \text{RV}$ ). The intuition behind the rather surprising observation above can be derived from Proposition 3.1 which shows that it is too costly to transport samples of  $P_0$  to a distribution whose tail decays exactly at the rate  $x^{-p}$ . However, it is feasible to translate the samples in the tail region *just* enough so that the resulting CVaR *appears* as though it is being evaluated from a distribution whose tail decays as  $x^{-p}$ . We illustrate this intuition through Numerical Example 1 below:

**Numerical Illustration 1.** Suppose that  $P_0$  has a distribution function

$$F(x) = \begin{cases} 1 - (1 + \frac{\alpha x}{\sigma})^{-1/\alpha} & \text{when } P_0 \text{ satisfies Assumption 1 and} \\ 1 - \exp(-cx^q) & \text{when } P_0 \text{ satisfies Assumption 2.} \end{cases} \quad (13)$$

For this illustration, we set  $\alpha = 1/3$ ,  $q = 1.5$ ,  $c = \sigma = 1$  in (13). In Figure 1a-1b, we plot  $\log C_{1-\beta}(\mathcal{W}_{1.05,\delta})$  as a function of the risk level  $\beta$ . For reference, we also plot  $C_{1-\beta}(P_0)$ , which can be computed in closed form in both the cases above. The budget  $\delta$  is as specified in the



respective figures. Consistent with theory, the worst-case evaluation is orders of magnitude larger than the baseline, leading to significant conservativeness. Further, when  $P_0$  has light tails, this effect is exacerbated, since even the logarithm of worst case risk appears to diverge from logarithm of the baseline risk evaluation.

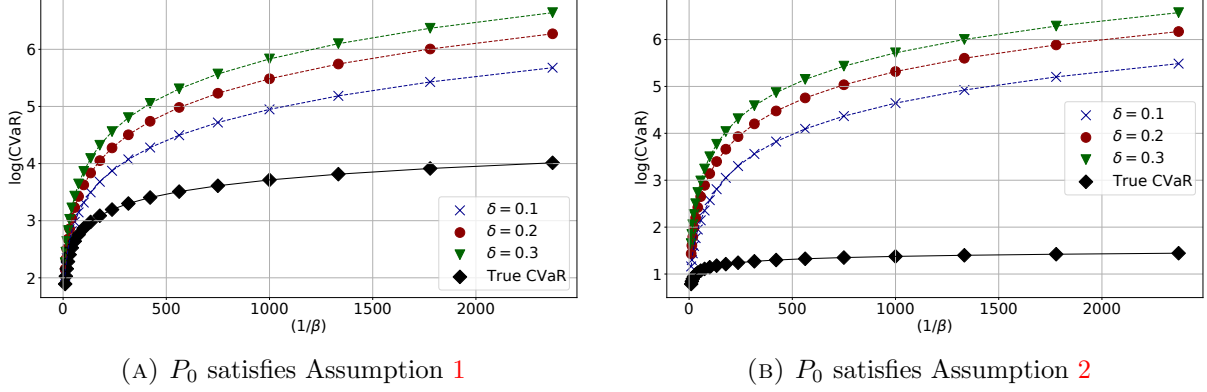
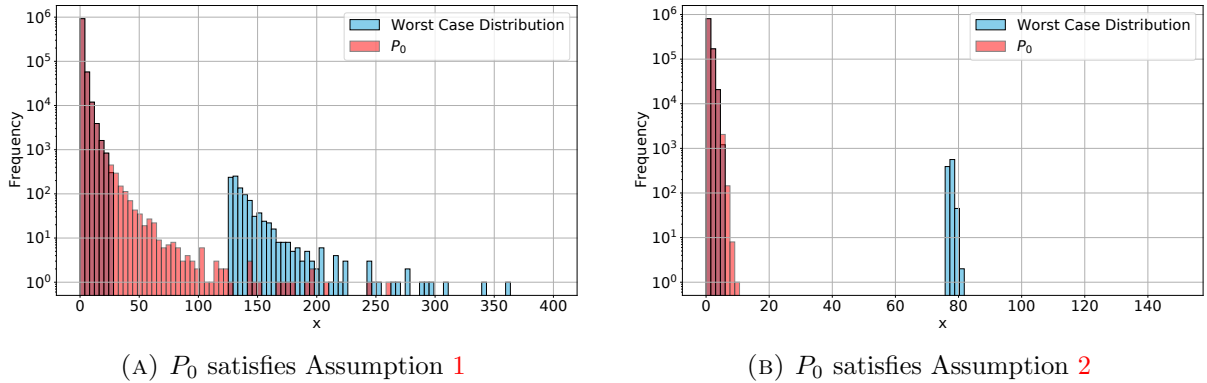


FIGURE 1. Worst-case CVaR evaluation under Wasserstein uncertainty

Figures 2a-2b, demonstrate the worst case distribution for the examples considered in Figures 1a-1b, respectively for the case where  $\beta = 0.001$  and  $\delta = 0.1$ . For readability, the histogram frequencies are plotted on a logarithmic scale. We point out two observations: first, the worst case distribution is simply a version of the nominal distribution with its tail cut out and transported in accordance with Proposition 3.1. Indeed, upon a closer inspection, it can be seen that both the red (nominal) and blue (worst case) distribution have tails decaying at the same rate. Second, while absolute magnitude of transport in both figures is identical, relative to the tail nominal distribution, samples are transported further from the meat of the distribution in Figure 2b explaining the even greater conservativeness of Wasserstein DRO for light tailed  $P_0$ .



#### 4. CONSERVATIVENESS OF DIVERGENCE BASED DRO

In this section we derive asymptotics for  $C_{1-\beta}(\mathcal{B}_\phi(P_0))$ , where  $\mathcal{B}_\phi(P_0)$  is defined in (7). We make the following standard assumptions on  $\phi(\cdot)$ :

**Assumption 3** (Smoothness of  $\phi$ -function). *Suppose  $\phi$  is a smooth, convex function such that  $\phi'(1) = \phi(1) = 0$  and that  $\phi(x)/x \rightarrow \infty$  as  $x \rightarrow \infty$ .*

Assumption 3 captures popular cases such as KL divergence,  $\chi^2$  divergence and the various Cressie-Read divergences (see [27, 44]). In order to gain intuition behind the extent of conservativeness incurred by the DRO formulation with a  $\phi$ -divergence based uncertainty set, we analyze what all distributions are included  $\mathcal{B}_\phi(P_0)$ . A crucial difference is that, unlike the previous case, *both* the tail strength of  $P_0$  as well as the rate of increase of  $\phi(\cdot)$  influence whether or not a distribution lies in  $\mathcal{B}_\phi(P_0)$ . We point out that a similar result has been established in [42] (see Proposition 4 therein). However, our result is derived under significantly milder assumptions: we do not require the existence of densities for the reference model, nor do we place any asymptotic restriction of the tail cdf beyond that imposed by regular variation. In addition, we provide a constructive proof to showcase how the reference model may be exponentially twisted by a suitable amount to arrive at distributions with heavier tails.

**Proposition 4.1.** *Suppose Assumption 3 holds.*

- (i) *There exists  $P_1 \in \mathcal{B}_\phi(P_0)$  with  $E_{P_1}[X] = \infty$ , if  $\phi(x) \sim x \log x$  and either Assumption 1 holds, or Assumption 2 holds with  $\gamma < 1$ . If instead  $\phi \in \text{RV}(p)$  and  $P_0$  satisfies Assumption 1 with  $\gamma < \frac{p}{p-1}$ , there exists  $P_1 \in \mathcal{B}_\phi(P_0)$  with  $E_{P_1}[X] = \infty$ .*
- (ii) *Suppose that for some  $p > 1$ ,  $\phi \in \text{RV}(p)$ , and let  $P_0$  satisfy Assumption 1. Then, for any  $\gamma' > \frac{p-1}{p}\gamma$  there exists  $\tilde{P} \in \mathcal{B}_\phi(P_0)$  for which  $\bar{F}_{\tilde{P}} \in \text{RV}(-\gamma')$ .*
- (iii) *Suppose the setup of part (ii) holds, but instead  $P_0$  satisfies Assumption 2. Then, for any  $\kappa > 0$  there exists  $\tilde{P} \in \mathcal{B}_\phi(P_0)$  such that*

$$\lim_{t \rightarrow \infty} \frac{\Lambda_{\tilde{P}}(t)}{\Lambda_{P_0}(t)} = \left( \frac{p-1}{p} \right) + \kappa.$$

Note that whenever  $\tilde{P} \in \mathcal{B}_\phi(P_0)$ ,  $C_{1-\beta}(\mathcal{B}_\phi(P_0)) \geq C_{1-\beta}(\tilde{P})$ . Proposition 4.1 can therefore be used to lower bound the worst case risk as follows:

**i)** First, suppose that  $\phi(x) = x \log x - x + 1$  (corresponding to Kullback-Liebler divergence). Since  $C_{1-\beta}(P) \geq E_P[Z]$  for all  $\beta > 0$ , part (i) of the above result suggests that  $C_{1-\beta}(\mathcal{B}_\phi(P_0)) = \infty$  when either (a) the distribution  $P_0$  is heavy tailed, or (b) it is Weibullian with tails decaying slower than exponential. Similarly, if  $P_0$  had sufficiently heavy tails (that is  $\gamma$  is smaller than a threshold),  $C_{1-\beta}(\mathcal{B}_\phi(P_0)) = \infty$ . The above observation echos the findings in [39], who argue that KL (or) polynomial divergences may not suited for DRO involving tail-risks, since these may lead to unreasonably large worst-case evaluations.

**ii)** Next, suppose that  $\phi \in \text{RV}(p)$  (this class includes all polynomial divergences) and  $P_0$  is heavy tailed, such that (ii) above holds. Then, there exists  $P_1 \in \mathcal{B}_\phi(P_0)$  with  $\bar{F}_{P_1} \in \text{RV}(\gamma')$  for  $\gamma' = \frac{p}{p-1}\gamma - \kappa$ . Then,  $C_\beta(\mathcal{B}_\phi(P_0)) \geq C_{1-\beta}(P_1)$ . Since  $\gamma' < \gamma$  for all small enough choices of  $\kappa$ , Lemma 2.1 suggests that the worst case CVaR is orders of magnitude greater than  $C_{1-\beta}(P_0)$ .

iii) Suppose now that  $P_0$  is light tailed, so that (iii) above holds. Then, fixing a  $\varepsilon > 0$ , note that there exists a distribution  $\tilde{P} \in \mathcal{B}_\phi(P_0)$  for which

$$\frac{\Lambda_{\tilde{P}}(t)}{\Lambda_{P_0}(t)} < \frac{p-1}{p} + \varepsilon, \quad \forall t > t_0.$$

Suppose  $\beta$  is chosen small enough such that  $t_1 = \Lambda_{\tilde{P}}^{-1} \log(1/\beta) > t_0$ . Then,  $\log(1/\beta) < \Lambda_{P_0}(t_1)(\frac{p-1}{p} + \varepsilon)$ . Further, since  $\Lambda_{P_0} \in \text{RV}(1/\gamma)$  and is increasing, given any  $\delta > 0$ , whenever  $\beta$  is sufficiently small,

$$v_{1-\beta}(\tilde{P}) > \left( \left( \frac{p}{p-1} \right) - \delta \right)^{1/\gamma} v_{1-\beta}(P_0).$$

With  $C_{1-\beta}(P_0) \sim v_{1-\beta}(P_0)$  (resp.  $C_{1-\beta}(\tilde{P}) \sim v_{1-\beta}(\tilde{P})$ ), Lemma 2.2 implies the following: for every  $\kappa > 0$ , there exists a  $\beta_0$  such that for all  $\beta < \beta_0$ ,

$$C_{1-\beta}(\mathcal{B}_\phi(P_0)) > \left( \left( \frac{p}{p-1} \right) - \kappa \right)^{1/\gamma} C_{1-\beta}(P_0).$$

Therefore if nominal distribution had light tails,  $C_{1-\beta}(\mathcal{B}_\phi(P_0))$  is (at least) a constant away from the evaluation under the nominal distribution. Further, this constant critically depends on both  $p$  as well as the tail index of  $P_0$ .

The next (somewhat technical) result which follows from a representation of CVaR due to [3] helps derive a matching upper bound:

**Lemma 4.1.** *For any uncertainty set  $\mathcal{P}$  and  $\beta > 0$ ,*

$$C_{1-\beta}(\mathcal{P}) \leq \beta^{-1} \int_0^\beta v_{1-t}(\mathcal{P}) dt. \quad (14)$$

Lemma 4.1 suggests that the tail behavior of worst-case VaR influences the upper bound on worst case CVaR. In turn, evaluation of worst case VaR for  $\phi$ -divergence based uncertainty sets has been well studied (see [13, 34]). Applying these results leads to the following asymptotic characterization of worst case CVaR:

**Theorem 4.1.** *Suppose Assumption 3 holds, and further  $\phi \in \text{RV}(p)$  for some  $p > 1$ .*

(i) *If in addition Assumption 1 holds with  $\gamma > \frac{p}{p-1}$ , then*

$$\log C_{1-\beta}(\mathcal{B}_\phi(P_0)) \sim \frac{p}{p-1} \log C_{1-\beta}(P_0) \text{ as } \beta \rightarrow 0.$$

(ii) *If Assumption 2 holds, then*

$$C_{1-\beta}(\mathcal{B}_\phi(P_0)) \sim \left( \frac{p}{p-1} \right)^{1/\gamma} C_{1-\beta}(P_0) \text{ as } \beta \rightarrow 0.$$

Let us use Theorem 4.1 to compare the worst case and nominal evaluations of CVaR. Consider two separate cases:

**i) When  $P_0$  is heavy tailed:** Theorem 4.1 implies that  $C_{1-\beta}(\mathcal{B}_\phi(P_0)) = [C_{1-\beta}(P_0)]^{p/(p-1)+o(1)}$ . This suggests that the worst case CVaR grows at a significantly faster rate than  $C_{1-\beta}(P_0)$ . A crucial difference from the case where uncertainty sets are defined using Wasserstein distance is

that rate at which  $C_{1-\beta}(\mathcal{B}_\phi(P_0))$  grows depends on the tail of  $P_0$  via  $C_{1-\beta}(P_0)$ . The intuition here is that the contents of  $\phi$ -divergence based uncertainty sets critically depend on both the tail of  $P_0$ , and as a result, so does the rate at which the worst case evaluation grows.

**ii) When  $P_0$  is Weibullian:** Here,  $C_{1-\beta}(\mathcal{B}_\phi(P_0)) = (p/(p-1) + o(1))^{1/\gamma} C_{1-\beta}(P_0)$ . This suggests that the worst case CVaR is a constant times  $C_{1-\beta}(P_0)$ . The reason is that when  $P_0$  is Weibullian,  $\phi$ -divergence balls only contain distributions whose hazard functions are at most a constant away from the hazard function of  $P_0$ . This implies that while the tail of the worst-case distribution  $\mathcal{B}_\phi(P_0)$  and that of  $P_0$  decay at the same rate, albeit differing by a constant. Note also how  $\gamma$  influences the extent of conservativeness: the fatter the tail (small  $\gamma$ ) the larger the gap between CVaR evaluation under the nominal and worst case distributions.

**Numerical Illustration 2.** In order to show the implications of the asymptotics from Theorem 4.1, we numerically compute  $C_{1-\beta}(\mathcal{B}_\phi(P_0))$  and compare it with  $C_{1-\beta}(P_0)$ . The following duality result from [56] (see Section 3.2 therein) is useful to this end:

$$\sup_{P \in \mathcal{B}_\phi(P_0)} E[Z - u]^+ = \inf_{\lambda \geq 0, \eta} \left\{ \eta + \delta \lambda + \lambda E_{P_0} \left[ \phi^* \left( \frac{(Z - u)^+ - \eta}{\lambda} \right) \right] \right\},$$

where  $\phi^*(s) = \sup_t \{st - \phi(t)\}$ . Therefore, from (8),

$$C_{1-\beta}(\mathcal{B}_\phi(P_0)) = \inf_{(u, \lambda) \geq 0, \eta} \left\{ u + \beta^{-1} \left( \eta + \delta \lambda + \lambda E_{P_0} \left[ \phi^* \left( \frac{(Z - u)^+ - \eta}{\lambda} \right) \right] \right) \right\}. \quad (15)$$

The expectation above can be evaluated using a Monte-Carlo simulation, since  $P_0$  is a known distribution. In Figure 2, we compare the worst case evaluation against CVaR evaluated at the nominal model. We set  $\phi(t) = \frac{1}{2}(t-1)^2$ , which corresponds to the  $\chi^2$ -divergence. The nominal distribution  $P_0$  and budget parameter  $\delta$  are as indicated in the respective sub-figure; the parameters of each distribution are as in Numerical Illustration 1. When  $P_0$  is heavy tailed, observe that  $C_{1-\beta}(\mathcal{B}_\phi(P_0))$  grows polynomially in  $(1/\beta)$  but a rate orders of magnitude larger than  $C_{1-\beta}(P_0)$ . Conversely, if  $P_0$  is of a Weibullian type, then *both*  $C_{1-\beta}(\mathcal{B}_\phi(P_0))$  and  $C_{1-\beta}(P_0)$  appear to grow at the same rate, differing instead by a constant.

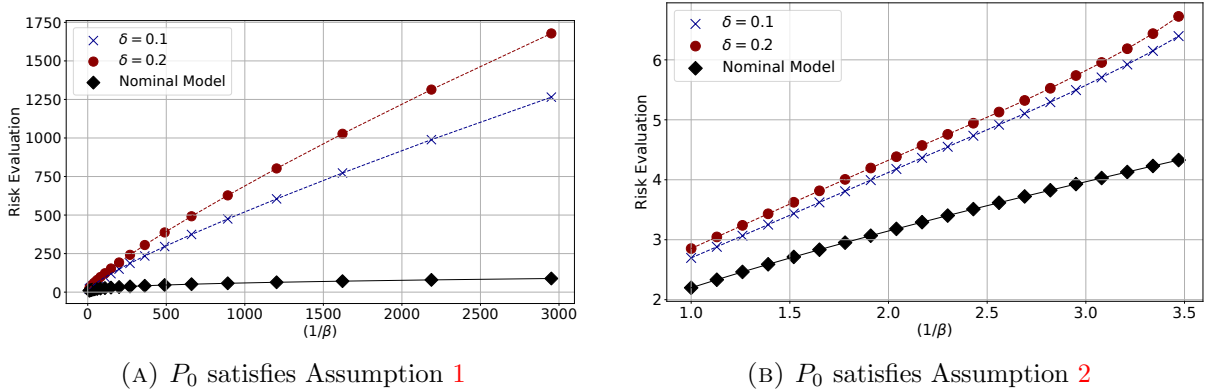


FIGURE 3. Worst-case CVaR evaluation with  $\chi^2$ -divergence uncertainty set

## 5. DESIGN OF REPRESENTATIVE DRO FORMULATIONS

It is desirable that the uncertainty set be designed such that the worst-case evaluation resembles  $C_{1-\beta}(Q)$  as closely as possible. We introduce the notion of a rate-preserving uncertainty set to capture this scenario:

**Definition 3** (Rate-Preserving uncertainty set). *Given a discrepancy measure  $\mathcal{D}$ , nominal distributions  $Q_\beta$  and budget parameter  $\delta$ , let  $\mathcal{Q}_\beta = \{P : \mathcal{D}(Q_\beta, P) \leq \delta\}$  denote a sequence of uncertainty sets, and let  $Q \in \mathcal{M}(\mathbb{R})$  be a fixed distribution. We say that  $\mathcal{Q}_\beta$  is  $Q$ -weakly rate-preserving if as  $\beta \rightarrow 0$ ,*

$$\log C_{1-\beta}(\mathcal{Q}_\beta) \sim \log C_{1-\beta}(Q).$$

*We say that  $\mathcal{Q}_\beta$  is  $Q$ -strongly rate-preserving if*

$$C_{1-\beta}(\mathcal{Q}_\beta) \sim C_{1-\beta}(Q).$$

Definition 3 attempts to capture DRO formulations which lead to worst-case risk evaluations that are robust, but at the same time, not too conservative. Indeed, when Wasserstein distances (or) polynomial divergences are used to construct uncertainty sets, the resulting worst case evaluation is significantly larger than the true risk. Instead, uncertainty sets  $\mathcal{Q}_\beta$  which are  $Q$ -strongly (resp. weakly) rate preserving lead to less conservative risk evaluations than each of these two cases for heavy (resp. light) tailed  $Q$ . On the other hand, the extent of underestimation for such a formulation is also relatively small. We point out that Definition 3 is tight in that if one wishes to derive convergence rates for the worst-case risk evaluation to the true CVaR, additional conditions characterizing the rate of convergence in Assumptions 1-2 are required. While such conditions have been explored in extremes literature (see [21], Chapter 4) this extension is beyond the scope of the current paper and will be pursued as a follow-up work.

A sufficient condition for uncertainty sets  $\mathcal{Q}_\beta$  to be  $Q$ -weakly (strongly) rate preserving can be derived by comparing the tail of the worst case distribution with that of  $Q$ . This is the content of Proposition 5.1 below.

**Proposition 5.1.** *Let  $\mathcal{Q}_\beta$  be constructed as in Definition 3. Then if  $\bar{F}_Q \in \text{RV}(-\gamma)$  with  $\gamma > 1$ ,  $\mathcal{Q}_\beta$  is  $Q$ -weakly rate preserving so long as*

$$\liminf_{\beta \rightarrow 0} \inf_{t \in (0, \beta]} \frac{\log v_{1-t}(Q_\beta)}{\log v_{1-t}(Q)} \geq 1 \quad \text{and} \quad \limsup_{\beta \rightarrow 0} \sup_{t \in (0, \beta]} \frac{\log v_{1-t}(\mathcal{Q}_\beta)}{\log v_{1-t}(Q)} \leq 1. \quad (16)$$

*If instead  $\Lambda_Q \in \text{RV}$ , then  $\mathcal{Q}_\beta$  is  $Q$ -strongly rate preserving if for any  $\kappa > 1$ ,*

$$\liminf_{\beta \rightarrow 0} \inf_{t \in (\beta^\kappa, \beta]} \frac{v_{1-t}(Q_\beta)}{v_{1-t}(Q)} \geq 1 \quad \text{and} \quad \limsup_{\beta \rightarrow 0} \sup_{t \in (\beta^\kappa, \beta]} \frac{v_{1-t}(\mathcal{Q}_\beta)}{v_{1-t}(Q)} \leq 1, \quad (17)$$

*and the upper bound in (16) holds uniformly  $t \in (0, \beta^\kappa]$ .*

Since the condition in Proposition 5.1 is in terms of worst case quantiles, it is relatively easy to verify (as we do next) using several well studied characterizations. As a consequence, Proposition 5.1 provides a pathway to designing DRO formulations which lead to representative tail risk evaluations that are readily implementable using available data samples.

**5.1. EVT Based Design of Rate Preserving Uncertainty Set.** There are two steps to designing DRO formulations whose evaluations are representative of the true tail risk: first, one must arrive at a nominal  $Q_\beta$  whose tail properties are similar to those of  $Q$  in that  $Q_\beta$  does not severely under-represent outliers. Having chosen  $Q_\beta$  the discrepancy function  $\mathcal{D}(\cdot)$  must then be chosen so distributions whose tail behavior differs significantly from  $Q_\beta$  are not included in  $\mathcal{Q}_\beta$  (so that the upper bound in (16) holds). We demonstrate how each of these steps may be accomplished using ideas from extreme value theory.

**Identification of Nominal Distribution:** If  $\bar{F}_Q \in \text{RV}(-\gamma)$ ,  $\bar{F}_Q(tx) \sim x^{-\gamma} \bar{F}_Q(t)$ . If  $t_0$  were chosen to be large, but such that there is enough data to accurately infer  $\bar{F}_Q(t_0)$ . Then conceptually, one may approximate  $\bar{F}_Q(t)$  by  $(t/t_0)^{-\gamma} \bar{F}_Q(t_0)$ . If instead  $\Lambda_Q \in \text{RV}(\gamma)$ , the above observations can be repeated with  $\bar{F}_Q$  replaced by  $\Lambda_Q$ . Suppose

$$dQ_\beta(t) = dQ(t)\mathbf{1}(t \leq v_{1-\beta_0}(Q)) + dG_\beta(t)\mathbf{1}(t > v_{1-\beta_0}(Q)), \text{ where}$$

$$G_\beta(t) = \begin{cases} 1 - \beta_0 \left( \frac{t}{v_{1-\beta_0}(Q)} \right)^{-\gamma} & \text{if } \bar{F}_Q \in \text{RV}(\gamma) \\ 1 - \exp \left( \log(\beta_0) \left( \frac{t}{v_{1-\beta_0}(Q)} \right)^\gamma \right) & \text{if } \Lambda_Q \in \text{RV}(\gamma), \end{cases} \quad (18)$$

where  $\beta$  is the target level at which one wishes to evaluate risk and  $\log \beta_0 = c \log \beta$  for  $c < 1$ . Note that  $Q_\beta$  is identical to  $Q$  for  $t \leq v_{1-\beta_0}(Q)$ . This represents the meat of the data where there are enough samples to accurately infer the empirical distribution. We therefore set the nominal distribution to be the data distribution in this region. In turn, for  $t > v_{1-\beta_0}(Q)$  where there is a scarcity of samples,  $Q_\beta$  is constructed by extrapolating the data distribution from  $t_0 = v_{1-\beta_0}(Q)$  using the regularity in  $\bar{F}_Q$  (or)  $\Lambda_Q$ . Observe that

$$\bar{F}_{Q_\beta}(x) = \int_x^{v_{1-\beta_0}(Q)} dQ(t) + \int_{x \vee v_{1-\beta_0}(Q)}^\infty dG_\beta(t) = Q((x, v_{1-\beta_0}(Q)]) + \beta_0 \left( \frac{x \vee v_{1-\beta_0}(Q)}{v_{1-\beta_0}(Q)} \right)^{-\gamma}. \quad (19)$$

We use (19) to derive Lemma 5.1 which shows that  $Q_\beta$  satisfies the lower bound in (16).

**Lemma 5.1.** *Let the tail cdf of  $Q_\beta$  be given by (18) with  $\log \beta_0 = c \log \beta$  for some  $c < 1$ . Then, for any  $\kappa > 1$*

$$\liminf_{\beta \rightarrow 0} \inf_{t \in (0, \beta]} \frac{\log v_{1-t}(Q_\beta)}{\log v_{1-t}(Q)} \geq 1 \text{ if } \bar{F}_Q \in \text{RV} \quad \text{and} \quad \liminf_{\beta \rightarrow 0} \inf_{t \in (\beta^\kappa, \beta]} \frac{v_{1-t}(Q_\beta)}{v_{1-t}(Q)} \geq 1 \text{ if } \Lambda_Q \in \text{RV}.$$

**Choice of Divergence Function:** Momentarily suppose that  $Q_\beta = Q$ , that is the nominal distribution is actually equal to the data distribution, and that  $\phi \in \text{RV}(p)$  for some  $p > 0$ . Then  $\mathcal{B}_\phi(Q)$  is not even  $Q$ -weakly scale preserving if  $\bar{F}_Q \in \text{RV}$ , and is not  $Q$ -strongly scale preserving  $\Lambda_Q \in \text{RV}$ . Recall that from Proposition 4.1, the issue was that the polynomial growth of  $\phi(\cdot)$  is insufficient to exclude distributions with tails heavier than  $Q$  from the resulting uncertainty set. Motivated by this discussion, let us assume the following:

$$\log \circ \phi \in \text{RV}(p) \text{ for some } p > 0. \quad (20)$$

Observe that (20) implies  $\phi(\cdot)$  grows at a faster than polynomial rate. It turns out that if  $\mathcal{B}_\phi(Q_\beta)$  is defined using  $\phi(\cdot)$  satisfying (20) then distributions with tails significantly heavier

than  $Q$  are excluded, and the upper bound in Proposition 5.1 holds. This leads to Theorem 5.1 below.

**Theorem 5.1.** *Suppose  $\phi(\cdot)$  satisfies Assumption 3 and the growth condition in (20). Let the tail cdf of  $Q_\beta$  be given by (18) where  $\log \beta_0 = c \log \beta$  for some  $c < 1$ . Then if  $\bar{F}_Q \in \text{RV}(-\gamma)$  (resp.  $\Lambda_Q \in \text{RV}(\gamma)$ ), then  $\mathcal{B}_\phi(Q_\beta)$  is  $Q$ -weakly (resp.  $Q$ -strongly). In particular,  $C_{1-\beta}(\mathcal{B}_\phi(Q_\beta)) = [C_{1-\beta}(Q)]^{1+o(1)}$  (resp.  $C_{1-\beta}(\mathcal{B}_\phi(Q_\beta)) = (1 + o(1))C_{1-\beta}(Q)$ ) as  $\beta \rightarrow 0$ .*

While selecting a divergence function  $\phi(\cdot)$  which satisfies (20), it is important that the convex conjugate  $\phi^*$  be analytically tractable for the sake of computation. This may be achieved for instance by setting  $\phi^*(s) = (1 + s) \ln(1 + s)$ . An application of [39], Proposition 2 shows that  $\phi^*(s)$  is the convex conjugate of  $\phi(x) = e^{x-1} - x$ , which satisfies (20). In general, the conjugate may be chosen as any convex function  $\phi^*(s) \sim s \log^r s$  for  $r \in (0, \infty)$ , and the resulting  $\phi$  can be shown to satisfy the conditions of (20).

**Numerical Illustration 3.** We compute the worst case CVaR evaluation for uncertainty sets  $\mathcal{B}_\phi(Q_\beta)$  using the following specifications: (i)  $\phi(t) = 0.5(t-1)^2$ , and  $Q_\beta$  as in (18) (dashed blue line), (ii)  $\phi(t) = e^{t-1} - t$  and  $Q_\beta$  as in (18) (dashed red line), corresponding to our tailored uncertainty set and (iii)  $\phi(t) = 0.5(t-1)^2$  and  $Q_\beta$  is normal with mean and variance identical to that of  $Q$  (dashed green line). For reference, we also plot  $C_{1-\beta}(Q)$  (solid black line). The data distribution  $Q$  in Figures 4a-4b are identical to those used for Figures 1a-1b respectively. The parameters  $\beta_0$  and  $\delta$  are as indicated in the figure.

Observe the following: first, when the nominal distribution accurately captures the tails of  $Q$  (i.e., we use  $Q_\beta$  as the nominal), the  $\chi^2$ -divergence DRO significantly overestimates the actual tail risk. Second, if the tailored divergence is used to capture distributional ambiguity but the nominal distribution is mis-representative (i.e., we use a Gaussian nominal), the resulting DRO severely underestimates the tail risk. Contrast this to the proposed formulation, where the choice of uncertainty set and the nominal distribution ensures that the worst case tail risk is robust to tails, while not being too conservative.

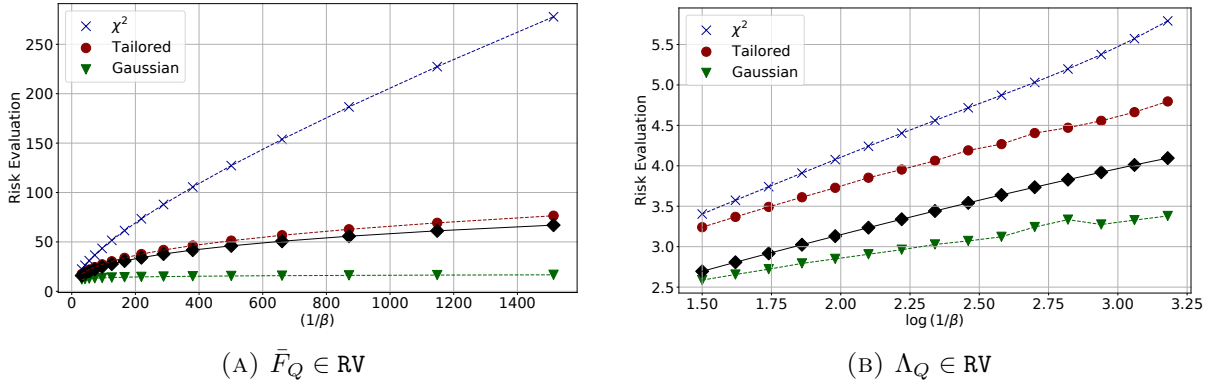


FIGURE 4. Comparison of worst case risk of various DRO formulations. Common parameters:  $\delta = 0.1$ ,  $\beta_0 = \min\{0.1, \beta^{0.5}\}$



**5.2. Data Driven Implementation.** While the nominal distribution in (18) leads to formulations which are  $Q$ -rate preserving, the quantities  $v_{1-\beta_0}(Q)$  and  $\gamma$  still need to be estimated from data. Suppose  $(Z_1, \dots, Z_n) \sim Q$  are available data samples from which  $C_{1-\beta}(\mathcal{B}_\phi(Q_\beta))$  has to be estimated. Let  $v_{1-\beta_0}(\hat{Q}^{(n)}) = Z_{(\lfloor n\beta_0 \rfloor)}$ , where  $z_{(i)}$  is used henceforth to denote the  $i$ th largest element of the collection  $\{z_1, \dots, z_n\}$ .

**Lemma 5.2.** *Suppose  $\bar{F}_Q \in \text{RV}$  (or)  $\Lambda_Q \in \text{RV}$  and let  $\beta_0 = n^{-\kappa}$  for  $\kappa \in (0, 1)$ . Then,*

$$\frac{v_{1-\beta_0}(\hat{Q}^{(n)})}{v_{1-\beta_0}(Q)} \xrightarrow{\text{a.s.}} 1 \text{ as } n \rightarrow \infty.$$

The intuition behind Lemma 5.2 is that since  $n\beta_0 \rightarrow \infty$ , there are sufficient samples from which  $v_{1-\beta_0}(Q)$  is estimated, even as  $\beta_0 \rightarrow 0$ . Therefore the statistical errors associated in estimation of are small. With the VaR at risk level  $\beta_0$  estimated, the next task is to estimate the tail index. Note that the choice of  $\beta_0$  in Lemma 5.2 satisfies  $\beta_0 \rightarrow 0$  as  $n \rightarrow \infty$ . Therefore, samples in excess of  $v_{1-\beta_0}(\hat{Q}^{(n)})$  are representative of the distribution tail, and may be used in estimation of  $\gamma$ . When  $\bar{F}_Q \in \text{RV}$ , the Hill estimator ([21], Chapter 3) can be used to this end:

$$\hat{\gamma}_n = \left( \frac{1}{\lfloor n\beta_0 \rfloor} \sum_{i=1}^{\lfloor n\beta_0 \rfloor} \left( \frac{\log Z_{(i)}}{\log Z_{(\lfloor n\beta_0 \rfloor + 1)}} \right) \right)^{-1}. \quad (21)$$

In case  $\Lambda_Q \in \text{RV}$ , we estimate  $\gamma$  as follows:

$$\hat{\gamma}_n = \frac{\log(1/\kappa)}{\log \left( \frac{Z_{(\lfloor n\beta_0(n) \rfloor)}}{Z_{(\lfloor n\beta_1(n) \rfloor)}} \right)}, \text{ where } \beta_1(n) = [\beta_0(n)]^{\kappa_1} \text{ for some } \kappa_1 < 1. \quad (22)$$

In what follows, for ease of analysis, we assume that  $n\beta_i$  is an integer for  $i \in \{0, 1\}$ . We point out that the subsequent results go through even if this is not the case, but require more extensive notation. With  $v_{1-\beta_0}(Q)$  and  $\gamma$  estimated, define

$$d\hat{Q}_\beta^{(n)}(t) = d\hat{Q}^{(n)}(t)\mathbf{1}(t \leq v_{1-\beta_0}(\hat{Q}^{(n)})) + d\hat{G}_\beta^{(n)}(t)\mathbf{1}(t > v_{1-\beta_0}(\hat{Q}^{(n)})), \quad (23)$$

where  $\hat{Q}^{(n)}$  is the empirical distribution of data and  $\hat{G}_\beta^{(n)}$  as in (18), but with  $\gamma$  and  $v_{1-\beta_0}(Q)$  replaced by  $\hat{\gamma}_n$  and  $v_{1-\beta_0}(\hat{Q}^{(n)})$ , respectively.

**Theorem 5.2. (Consistency of Data Driven DRO)** *Suppose the data generating distribution  $Q$  satisfies  $\bar{F}_Q \in \text{RV}$  (resp.  $\Lambda_Q \in \text{RV}$ ). Let  $\hat{Q}_\beta^{(n)}$  be defined as in (23). Suppose that the target risk level  $\beta(n) \sim c_0 n^{-q}$  for  $c_0 > 0$ ,  $q \geq 1$ , and  $\beta_0 = n^{-\kappa}$  for some  $\kappa \in (0, 1)$ . Then if  $\phi(\cdot)$  satisfies (20), in the statistically challenging regime where  $\beta(n) \in O(1/n)$ ,  $C_{1-\beta}(\mathcal{B}_\phi(\hat{Q}_\beta^{(n)})) = [C_{1-\beta}(Q)]^{1+o(1)}$  (resp.  $C_{1-\beta}(\mathcal{B}_\phi(\hat{Q}_\beta^{(n)})) = (1 + o(1))C_{1-\beta}(Q)$ ) almost surely as  $n \rightarrow \infty$ .*

While sample average approximation (SAA) does not rely on any parametric assumptions to define the nominal distribution, in order to estimate  $C_{1-\beta}(Q)$  to within a relative error of  $\varepsilon$  with at least  $(1 - \delta) \times 100\%$  confidence, order  $\beta^{-1}\varepsilon^{-2}\delta^{-1}$  samples are required. Therefore SAA has a vanishing relative error only when  $\beta(n) \in \omega(1/n)$ . On the other hand, the proposed DRO is able to produce an approximation which is representative of the true risk even for  $\beta(n) \in O(1/n)$ ,

---

**Algorithm 1:** Data-Driven Distributionally Robust CVaR Evaluation

---

**Input:** Intermediate risk level  $\beta_0$ , target level  $\beta$ , data samples  $Z_1, \dots, Z_n$

**1. Estimate tail Index and baseline VaR:**

Estimate  $\hat{\gamma}_n$  using (21) if  $\bar{F}_Q \in \text{RV}$ , and (22) if  $\Lambda_Q \in \text{RV}$ . Set  $v_{1-\beta}(\hat{Q}^{(n)}) = Z_{(\lfloor n\beta_0 \rfloor)}$ .

**2. Generate tail samples from nominal distribution:**

Draw samples  $U_1, \dots, U_N$  from the uniform distribution on  $[1 - \beta_0, 1]$ . For  $i \in [N]$  set

$$\tilde{Z}_i = \begin{cases} v_{1-\beta_0}(\hat{Q}^{(n)}) \left( \frac{1-U_i}{\beta_0} \right)^{-1/\hat{\gamma}_n} & \text{if } \bar{F}_Q \in \text{RV} \\ v_{1-\beta_0}(\hat{Q}^{(n)}) \left( \frac{\log(1-U_i)}{\log(\beta_0)} \right)^{1/\hat{\gamma}_n} & \text{if } \Lambda_Q \in \text{RV}. \end{cases} \quad (24)$$

**3. Evaluate Robust CVaR:** Return:

$$\begin{aligned} \hat{C}_{1-\beta}^{(N)}(\mathcal{B}_\phi(\hat{Q}_\beta^{(n)})) = \inf_{(u, \lambda) \geq 0, \eta} \left\{ u + \beta^{-1} \left( \eta + \delta\lambda + \frac{\lambda}{n} \sum_{i=1}^n \phi^* \left( \frac{(Z_i - u)^+ - \eta}{\lambda} \right) \mathbf{1}(Z_i \leq v_{1-\beta_0}(\hat{Q}^{(n)})) \right. \right. \\ \left. \left. + \frac{\beta_0 \lambda}{N} \sum_{i=1}^N \phi^* \left( \frac{(\tilde{Z}_i - u)^+ - \eta}{\lambda} \right) \right) \right\}. \end{aligned} \quad (25)$$


---

despite the fact that the additional assumptions required to make it work are non-parametric in nature.

Algorithm 1 implements our DRO formulation. Recall that from the duality result (15),

$$C_{1-\beta}(\mathcal{B}_\phi(\hat{Q}_\beta^{(n)})) = \inf_{(u, \lambda) \geq 0, \eta} \left\{ u + \beta^{-1} \left( \eta + \delta\lambda + \lambda E_{\hat{Q}_\beta^{(n)}} \left[ \phi^* \left( \frac{(Z - u)^+ - \eta}{\lambda} \right) \right] \right) \right\}.$$

The expression in (25) aims to approximate the expectation in the display above using Monte-Carlo simulation.

**Proposition 5.2.** *For any given problem instance (that is  $n$ ,  $\beta$  and  $\beta_0$  fixed), the output of Algorithm 1 is consistent in that  $\hat{C}_{1-\beta}^{(N)}(\mathcal{B}_\phi(\hat{Q}_\beta^{(n)})) \rightarrow C_{1-\beta}(\mathcal{B}_\phi(\hat{Q}_\beta^{(n)}))$  as  $N \rightarrow \infty$ .*

**Remark 3.** Proposition 5.2 demonstrates that it is possible to approximate  $C_{1-\beta}(\mathcal{B}_\phi(\hat{Q}_\beta^{(n)}))$  to any degree of accuracy. To reduce the computational burden, one can use variance reduction techniques such as importance sampling to solve the stochastic program (25) (see [24] for one potential implementation).

## 6. ROBUST EVALUATION OF DISTORTION RISK MEASURES

Consider risk measures  $\rho_{g,1-\beta} : \mathcal{M}(\mathbb{R}) \rightarrow [0, \infty]$  defined as in (5). Using integration by parts,

$$\rho_{g,1-\beta}(P) = \int_0^\infty g_\beta(\bar{F}_P(x)) dx = \beta^{-1} \int_0^\beta g'(t/\beta) v_{1-t}(P) dt. \quad (26)$$

Setting the weighing function  $g(x) = x^k$  allows a modeler to capture non-linearity in the perception of tail risk through the choice of  $k$ . As a baseline, note that  $k = 1$  corresponds to  $\rho_{g,1-\beta} = C_{1-\beta}$  where an agent whose risk appetite being modeled is neutral to tail risks (that is the weighing function in (26) is constant). By changing the value of  $k$  and allowing for non-linear weights to be assigned to the tail quantiles in (26), one can capture either a risk

seeking ( $k > 1$ ) or risk averse ( $k < 1$ ) behavior. In what follows, we demonstrate that the tail asymptotics for worst-case evaluation can be readily extended to this more general setup. As before, the first step is to understand the asymptotic behavior of  $\rho_{g,1-\beta}$  as  $\beta \rightarrow 0$  for a given  $P_0$ .

**Lemma 6.1.** *Suppose a distribution  $P$  satisfies Assumption 1 and  $g(x) = x^k$  for some  $k > 1/\gamma$ ,  $\rho_{g,1-\beta}(P) \sim \frac{k\gamma}{k\gamma-1} U_P(1/\beta)$ . If  $\gamma > 1$  in addition, we have that  $\rho_{g,1-\beta}(P) \sim \frac{k(\gamma-1)}{\gamma k-1} C_{1-\beta}(P)$ . If instead  $P$  satisfies Assumption 2,  $\rho_{g,1-\beta}(P) \sim C_{1-\beta}(P)$ .*

**6.1. Asymptotics for worst-case risk.** As a first step towards understand the behavior of distributionally robust distortion risk measures, we derive the asymptotic behavior of  $\rho_{g,1-\beta}(\mathcal{P})$ . We consider two cases:

**Wasserstein Ambiguity:** When  $\mathcal{P} = \mathcal{W}_{p,\delta}$ , it turns out that the worst case risk has the following representation whenever  $g(\cdot)$  is convex (see [62], Proposition 2):

$$\rho_{g,1-\beta}(\mathcal{W}_{p,\delta}) = \rho_{g,1-\beta}(P_0) + \delta \|g'_\beta\|_q$$

where  $1/p + 1/q = 1$  and if  $p = 1$ ,  $q = \infty$ , and  $\|h\|_q = (\int_0^1 |h(x)|^q dx)^{1/q}$  is the  $q$ -norm of the function  $h$ . This leads to the following bounds on the conservativeness of  $\rho_{g,1-\beta}(\mathcal{P})$ :

**Proposition 6.1.** *Suppose  $g(x) = x^k$  for some  $k \geq 1$ . Then,*

- (i) *if in addition  $P_0$  satisfies Assumption 1 with  $k > 1/(p\gamma)$ ,*

$$\lim_{\beta \rightarrow 0} \frac{\log \rho_{g,1-\beta}(\mathcal{W}_{p,\delta})}{\log \rho_{g,1-\beta}(P_0)} = \frac{p}{\gamma}.$$

- (ii) *If instead if in addition  $P_0$  satisfies Assumption 2*

$$\liminf_{\beta \rightarrow 0} \frac{\log \rho_{g,1-\beta}(\mathcal{W}_{p,\delta})}{\log \rho_{g,1-\beta}(P_0)} = \infty.$$

**$\phi$ -divergence ambiguity:** Unfortunately, when  $\mathcal{P} = \mathcal{B}_\phi(P_0)$  it is not as straightforward to derive an exact characterization of  $\rho_{g,1-\beta}(\mathcal{P})$ . However, note that paralleling Lemma 4.1, the following bound holds:

$$\rho_{g,1-\beta}(\mathcal{P}) \leq \beta^{-1} \int_0^\beta g'(x/\beta) v_{1-t}(\mathcal{P}) dt. \quad (27)$$

Since  $v_{1-\beta}(\mathcal{P})$  is relatively easy to characterize, a lower bound to match (27) can be derived as in Section 4 to yield the following asymptotic for worst case risk measure:

**Proposition 6.2.** *In the setup of Proposition 6.1 let  $\phi \in \mathbf{RV}(p)$  for some  $p > 0$ . Then,*

- (i) *if in addition  $\bar{F}_Q \in \mathbf{RV}$ ,*

$$\log \rho_{g,1-\beta}(\mathcal{B}_\phi(Q)) \sim \frac{p}{p-1} \log \rho_{g,1-\beta}(Q) \text{ as } \beta \rightarrow 0.$$

- (ii) *If instead  $\Lambda_Q \in \mathbf{RV}$ ,*

$$\rho_{g,1-\beta}(\mathcal{B}_\phi(Q)) \sim \left( \frac{p}{p-1} \right)^{1/\gamma} \rho_{g,1-\beta}(Q) \text{ as } \beta \rightarrow 0.$$

**6.2. Design of Representative DRO.** Propositions 6.1-6.2 suggest that the conservativeness of worst case risk evaluation extends to the more general case; indeed the same tail bounds derived in Theorems 3.1-4.1 are applicable here as well. A natural question is to ask whether one may calibrate the uncertainty set more carefully in order to obtain a DRO formulation which is representative of the true risk. In particular, we desire that the robust evaluation is  $Q$ -rate preserving with respect to  $\rho_{g,\cdot}$  (that is, when  $C_{1-\beta}$  is replaced by  $\rho_{g,1-\beta}$  in Definition 3). Interestingly, even in this more complex case where the risk measure is obtained by using a weighted average of quantiles, uncertainty sets derived from EVT continue to produce representative worst-case evaluations.

**Theorem 6.1.** *Suppose  $g(x) = x^k$  for some  $k \in (0, \infty)$  and  $\phi(\cdot)$  satisfies Assumption 3 and the growth condition (20). Then, if  $Q_\beta$  has a tail cdf function as defined in (18),*

$$\begin{aligned} \log \rho_{g,1-\beta}(\mathcal{B}_\phi(Q_\beta)) &\sim \log \rho_{g,1-\beta}(Q) && \text{if } \bar{F}_Q \in \mathbf{RV} \text{ and} \\ \rho_{g,1-\beta}(\mathcal{B}_\phi(Q_\beta)) &\sim \rho_{g,1-\beta}(Q) && \text{if } \Lambda_Q \in \mathbf{RV}. \end{aligned}$$

As was the case with CVaR the key here lies in comparing the quantiles of  $Q_\beta$  and the distribution with heaviest tail in  $\mathcal{B}_\phi(Q_\beta)$  with  $Q$  in the sense given by Proposition 5.1. Importantly however, unlike CVaR, robust evaluation of more general distortion risk measures is not easy outside of a few cases (see [50]). Fortunately, the following bound holds:

$$\rho_{g,1-\beta}(\mathcal{B}_\phi(Q_\beta)) \leq \beta^{-1} \int_0^\beta g'(t/\beta) v_{1-t}(\mathcal{B}_\phi(Q_\beta)) dt = E[g'(Y/\beta) v_{1-Y}(\mathcal{B}_\phi(Q_\beta))],$$

where  $Y$  is uniformly distributed in  $[0, \beta]$ . Let  $\varrho_\beta(\mathcal{B}_\phi(Q_\beta))$  be the right hand side above. Since it is possible to easily compute worst case VaR via a simple root-finding procedure from [13],  $\varrho_\beta(\mathcal{B}_\phi(Q_\beta))$  is readily computable using Monte-Carlo simulation. The next result which directly follows from the proof of Theorem 6.1 demonstrates that if in the interest of computational tractability, one were to use  $\varrho_\beta(\mathcal{B}_\phi(Q_\beta))$  as a proxy for worst-case risk, not much is lost in terms of conservativeness.

**Lemma 6.2.** *The conclusions of Theorem 6.1 continue to hold if  $\rho_{g,1-\beta}(\mathcal{B}_\phi(Q_\beta))$  is replaced by  $\varrho_{g,1-\beta}(\mathcal{B}_\phi(Q_\beta))$ .*

**Numerical Illustration 4.** We illustrate our theoretical results with an example. Note that

$$\rho_{g,1-\beta}(Q) = E[g'(Y/\beta) v_{1-Y}(Q)], \text{ where } Y \text{ is uniformly distributed in } [0, \beta].$$

In Figure 5 we compare the robust evaluation using  $\mathcal{B}_\phi(Q_\beta)$  as an uncertainty set with true risk. The distributional parameters for  $Q$  are as indicated in the figure. The set of plausible values of  $\rho_{g,1-\beta}(\mathcal{B}_\phi(Q_\beta))$  are represented by the shaded green region. The upper dashed red line represents  $\varrho_{g,1-\beta}(\mathcal{B}_\phi(Q_\beta))$  (upper bound on worst case evaluation) and the lower dashed red line represents  $\rho_{g,1-\beta}(Q_\beta)$  (lower bound on worst case evaluation). For comparison, we also plot asymptotics for the worst case evaluation obtained in Proposition 6.2, setting  $\phi(t) = t^4 - 1$  there. Observe that  $\varrho_{g,1-\beta}(\mathcal{B}_\phi(Q_\beta))$  is only about 25% more than the true risk when  $k = 1.1$  and about 10% more than true risk when  $k = 0.95$ . Contrast this with the  $\chi^2$ -divergence based DRO which is between 100% and 500% more than the true risk.

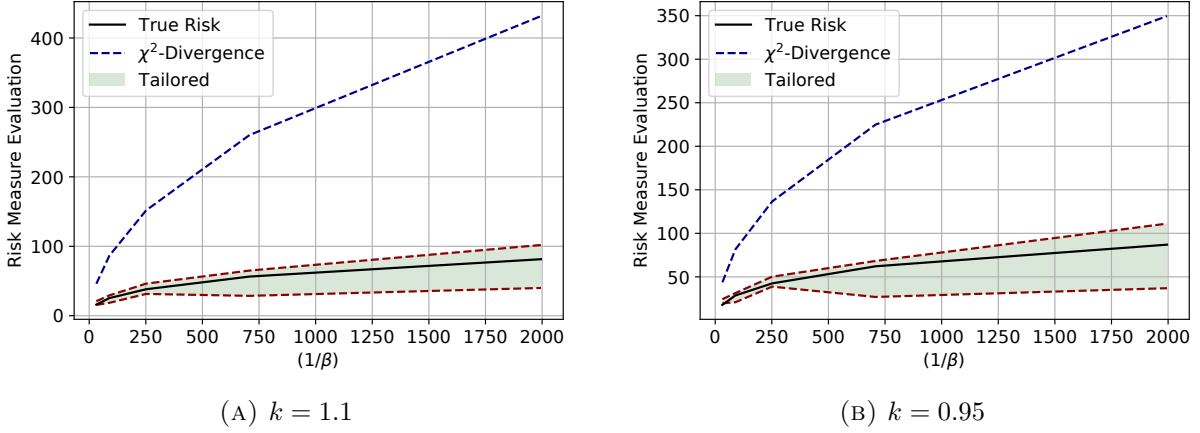


FIGURE 5. Common parameters:  $\delta = 0.05$ ,  $P_0$  is Pareto with tail index 2.8 and shape parameter equal to 1.434

## 7. MULTIVARIATE EXTENSION: APPLICATION TO ROBUST EVALUATION OF TAIL RISK IN A FINANCIAL NETWORK

Consider a financial network with  $K$  agents (financial firms) and  $d$  objects (risky assets). When object  $j$  gets damaged, a claim of  $\xi_j$  arises, which is distributed among all agents which have insured that object. The amount of loss on object  $j$  which affects agent  $i$  is therefore

$$f_i(V_j) = W_{ij}\xi_j\mathbf{1}(j \leftrightarrow i)$$

where  $W_{ij}$  is the proportion of loss of object  $j$  which affects firm  $i$ . The indicator  $\mathbf{1}(j \leftrightarrow i)$  equals 1 if firm  $i$  has invested in object  $j$  and equals 0 otherwise. Let  $A$  be a matrix whose  $(i, j)$  the entry  $A_{ij} = W_{ij}\mathbf{1}(i \leftrightarrow j)$ . Further, we allow cross holdings between firms, in that for firms  $(k, l)$ ,  $C_{kl}$  denotes the fraction of firm  $k$  owned by firm  $l$ . Let  $\hat{C}$  denote a matrix with  $\hat{C}_{ii} = 1 - \sum_j C_{ji}$  and  $\hat{C}_{ij} = 0$  if  $i \neq j$ . This is the fraction of assets owned by shareholders *external* to the banking network. Then, the market value of the firms is given by  $\mathbf{F}(\xi) = \hat{C}(\mathbf{I} - C)^{\leftarrow} A\xi$  (see [29]). Suppose these firms are insured by an external agent, who wishes to robustly evaluate tail risk due to shocks to asset prices. As in the uni-variate case, this amounts to evaluation of worst-case CVaR

$$\inf_u \left\{ u + \frac{1}{\beta} \sup_{P \in \mathcal{P}} E_P [L(\xi) - u]^+ \right\},$$

where  $L(\cdot)$  maps the distress in asset prices to size of the claim incurred by the agent and  $\mathcal{P}$  is an uncertainty set constructed around the distribution of  $\xi$ . Different measures of risk may be obtained from constructing functions of the exposure vector  $\mathbf{F}$ . For instance the  $p$ th norms of  $\mathbf{F}$ ,  $L_p(z) = \|\mathbf{F}(z)\|_p$  allow a regulator to capture a variety of features related to systemic risk: setting  $p = 1$  allows for evaluation of the overall contagion, while  $p = \infty$  gives the largest loss suffered among all firm in the network. Indeed, such losses have been studied in the context of characterizing probabilities of large losses (see [40]).

From Proposition 5 of [43], for any loss function  $L$ , divergence  $\phi$ , and random variable  $\xi$ , the following result holds:

$$\sup_{\tilde{P} \in \mathcal{B}_\phi(P_0)} E_{\tilde{P}} [L(\xi) - u]^+ = \sup_{P \in \mathcal{B}_\phi(P_Z)} E_P [Z - u]^+ \quad (28)$$

where  $P_Z$  is the distribution of  $Z = L(\xi)$ . A key consequence of (28) is that whether the uncertainty set is designed at the asset level (that is, around  $\xi$ ) or at the loss level (that is, around  $Z$ ) does not affect the worst case evaluation. For our case, this means that in order to evaluate systemic risk in a manner robust to the distribution of  $\xi$ , it is sufficient to do so in a manner that is distributionally robust to  $Z$  instead. In order to showcase how the methods in Section 5 may be adapted to this setting, we make some basic regularity assumptions on  $L(\cdot)$  and the distribution of  $\xi$ .

**Assumption 4.** *Suppose that the loss function satisfies the homogeneity condition that for any  $x \in \mathbb{R}^d$ ,  $L(tx) = t^\rho L(x)$  for some  $\rho > 0$ .*

Note that the above assumption is quite mild, and is readily satisfied for losses defined through the  $p$ th norm as above, as well as several more general frameworks. We refer the reader to [25] for more details. It has been empirically observed that asset losses are heavy tailed. To capture this, we make the following assumption, which is a multivariate generalization of Assumption 1:

**Assumption 5.** *Let  $M_n = \max_{i=1}^n \xi_i$ , where the maximum is taken component-wise. Then there exists a limiting random variable  $Y$  and a scaling sequence  $a_n$  such that  $a_n^{-1} M_n \xrightarrow{d} Y$ .*

**Proposition 7.1.** *Suppose that Assumptions 4-5 hold. Then with  $Q = Q_0 \circ L^{-1}$ ,  $\bar{F}_Q \in \text{RV}$ .*

Proposition 7.1 suggests that under reasonably mild assumptions, the loss distribution satisfies the regularity conditions required to design representative DRO formulations for the univariate case. Therefore, here too, one expects that the uncertainty set from Section 5 would work well to combat model risk.

**Corollary 7.1.** *Let Assumption 4-5 hold. Let  $Q$  be the distribution of  $L(\xi)$ . Then, defining  $Q_\beta$  as in (18) the conclusions of Theorem 5.1 continue to remain true.*

**Remark 4.** Corollary 7.1 remains true if we wish to hedge against model uncertainty while evaluating  $L(\xi)$  so long as  $L(\cdot)$  and  $\xi$  satisfy Assumption 4-5. This includes several other important examples such as linear programs with stochasticity, outputs of neural networks and capacitated supply network problems among others. We refer the reader to [25] for a more comprehensive list of such examples.

## 8. SIMULATION EXPERIMENTS

We first demonstrate the applicability of the proposed DRO on synthetic data. The following procedure is used to compare the performance of our formulation with other uncertainty sets commonly used in literature: given a target level  $\beta$ , intermediate level  $\beta_0$  (indicated in the respective figures) and number of samples  $n$ :

- (i) Generate samples  $\{Z_1, \dots, Z_n\}$  from the data distribution. Evaluate worst-case risk using Algorithm 1.
- (ii) Repeat steps (i) **rep** times, each time with a fresh input data.
- (iii) Compute  $C_{1-\beta}(Q)$  from a Monte-Carlo simulation with  $n = 5e6$  samples. Compare this with median and lower quartiles of the above **rep** runs.

In the multivariate setup, in step (i) above we construct  $Z_i = L(\xi_i)$ , where  $\{\xi_1, \dots, \xi_n\}$  are generated from the distribution of risk causing factors. In order to test whether  $\bar{F}_Q \in \mathbf{RV}$ , it suffices to ascertain that  $\gamma < \infty$  with a sufficiently high confidence. As a proxy, we instead check for  $\gamma < M$  (since if  $\gamma < M$ , certainly  $\gamma < \infty$ ). Recall that [21], Theorem 3.2.5 shows that if  $k = \lfloor n/\beta_0(n) \rfloor$  samples are used to estimate  $\gamma$ , then  $\sqrt{k}(\hat{\gamma}_n - \gamma) \rightarrow N(0, \gamma^2)$  as  $n \rightarrow \infty$  (under mild additional conditions which we omit for brevity). This suggests the following hypothesis test for heavy tailedness: let  $H_0 : \gamma \geq M$  and  $H_a : \gamma < M$ . Given  $n$  input samples of data, a confidence level  $(1 - \alpha)$ , and Hill estimator  $\hat{\gamma}_n$  computed using  $k$  tail samples, **REJECT**  $H_0$  if  $\hat{\gamma}_n < M(1 - z_\alpha/\sqrt{k})$  and conclude that  $\bar{F}_Q \in \mathbf{RV}$ .

**8.1. Uni-variate Example.** Consider first a simple uni-variate example where  $Z$  represents the loss due to an insurance claim. We consider two distributions for  $Z$ : (i) we suppose that  $\bar{F}_Q(x) \sim 0.2x^{-3.4} \log(x)$  and (ii)  $\Lambda_Q(x) \sim x^{0.9} \log^{0.5}(1+x)$ . Note that the first example has  $\bar{F}_Q \in \mathbf{RV}$  and the second has  $\Lambda_Q \in \mathbf{RV}$ . For each of the above distributions, we first evaluate using  $n$  samples of data, the distributionally robust CVaR under the following  $\phi$ -divergence based uncertainty sets: (i) Gaussian nominal distribution whose mean and variance are evaluated from data with  $\phi(t) = 0.5(t-1)^2$ , (ii) nominal distribution  $\hat{Q}_\beta^{(n)}$  with  $\phi(t) = 0.5(t-1)^2$ , and (iii) nominal distribution  $\hat{Q}_\beta^{(n)}$  with  $\phi(t) = e^{t-1} - t$ . For fair comparison, we use common random numbers to draw samples for each of the above evaluations. We plot the median (dashed line) and the range between the median and the lower quartile (shaded region) of risk evaluation computed over **reps** replications for each setup. For reference, we also plot the true CVaR (solid black line). Results of the experiment are given in Figure 6 below.

We point out a few important observations: in Figure 6a where data is heavy tailed, the  $\chi^2$ -divergence DRO ends up overestimating the underlying risk by a significant amount, even when tails of the nominal distribution are representative of those of  $Q$ . Conversely using a Gaussian distribution leads to severe underestimation of risk even when a fairly generous choice of uncertainty set is used. In Figure 6b where data is light tailed, the  $\chi^2$ -divergence based DRO is not too conservative; however, using the proposed DRO still ends up cutting the conservativeness by about 50%. Crucially, irrespective of the tails of  $Q$ , even the *lower* quartiles of the worst-case evaluation are greater than the true risk: indeed over **reps** = 100, the evaluation of worst case risk exceeds the true risk 95 times (averaged over different risk levels). This suggests that the estimates are robust in that risk is not underestimated.

To investigate the extent of underestimation (whenever it occurs), in Figures 6c-6d we display the scatter plots of the risk evaluations over the first 30 of the **reps** = 100 independent replications used in this experiment. In instances where the CVaR is underestimated, its extent is small for the proposed method (marked by the red stars): indeed even the smallest evaluation



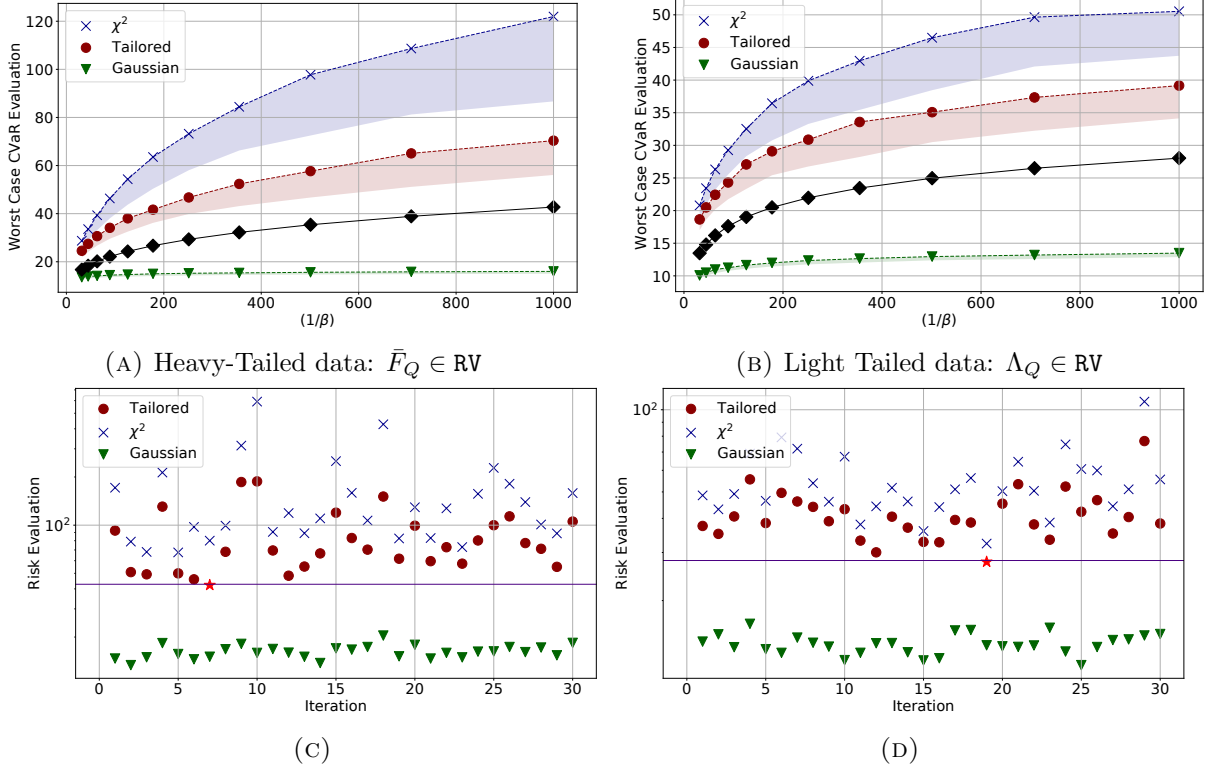


FIGURE 6. Common parameters:  $n = 500$ ,  $\beta_0 = \min\{0.1, \beta^{0.5}\}$ ,  $\delta = 0.1$ ,  $\text{reps} = 100$ . Markers on each graph denote actual risk evaluations.

of robust risk over 100 replications only underestimates downside risk by only about 25%, which is significantly less than when a Gaussian nominal distribution is used.

**8.2. Insurance Risk.** Consider the setup from Section 7 where there are  $d = 48$  assets and  $K$  firms invested in these assets. We suppose that  $q = d/K$  is an integer. Assume that the connectivity matrix  $A_\lambda = (1 - \lambda)A_0 + \lambda A_1$  for some  $\lambda \in [0, 1]$ . Here  $A_0$  is a matrix such that  $A_{i,j} = 1$  if  $i \in \{q(j - 1), \dots, qj - 1\}$  and  $A_{0,i,j} = 0$  otherwise and  $A_1$  is a matrix such that  $A_{1,i,j} = 1/K$  for all  $(i, j)$ . The first of the above represents a situation where each firm invests in a distinct set of assets. The second situation represents a fully connected network, where losses on any given asset has an impact on *all* firms. The matrices  $\{A_\lambda : \lambda \in [0, 1]\}$  capture all intermediate levels of shared assets. We also assume that there are no cross holdings, so that  $C = 0$  and  $\hat{C}$  is the identity matrix. To test the robustness of our approach to the underlying structure of the financial system, we compare the performance of all methods on various network setups (that is by varying  $\lambda$  and  $K$ ). The distribution generating losses on assets is assumed to have generalized Pareto marginals, with a dependence given by a multivariate  $t$  copula with 4 degrees of freedom and whose covariance matrix is identity (note that this *does not* imply independence of asset losses). We compute the robust CVaR of  $L(\mathbf{z}) = \|A_\lambda \mathbf{z}\|_p / d$  (notice that we normalise the loss by number of assets). We repeat the two experiments conducted in the previous section. As in the univariate example, the proposed formulation is simultaneously less

conservative than  $\chi^2$ -divergence, while not underestimating risk like when Gaussian nominal distribution is used; see Figure 7 for results.

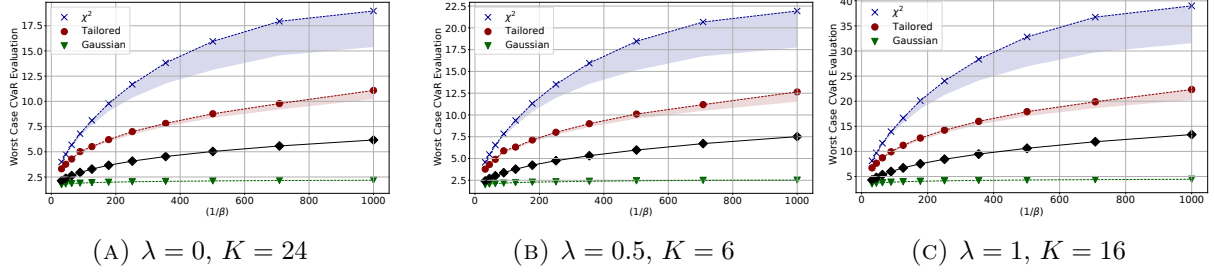


FIGURE 7. Common parameters:  $\delta = 0.1$ ,  $p = 1$ ,  $\text{reps} = 100$ . Markers on each graph denote actual risk evaluations.

**8.3. Discrete Delta Hedging.** Consider a single stock  $\{S_t : t \in [0, 1]\}$  whose price follows a geometric Brownian motion with mean  $\mu$  and volatility  $\sigma^2$ , and a call option whose terminal payoff is  $C(S_1) = (S_1 - K)^+$ . Suppose a portfolio aims to replicate the option payoff. We divide the overall time window into  $m$  parts and re-balance the portfolio at the start of each time period. At time step  $t_i = i/m$ , the total value of the portfolio is the sum of cash investments,  $\text{cash}(t_i)$  plus the stock value,  $\text{stock}(t_i)$ . The number of shares of  $S$  held between  $[t_i, t_{i+1})$  is denoted by  $\delta_{t_i}$ , and is computed using the Black-Scholes formula. The stock and cash values are given by the recursion

$$\text{stock}(t_i) = S_{t_i} \delta_{t_i}$$

$$\text{cash}(t_i) = \text{cash}(t_{i-1}) \exp(r/m) - S_{t_i}(\delta_{t_i} - \delta_{t_{i-1}}) - k_0 - k_1 |\delta_{t_i} - \delta_{t_{i-1}}| S_{t_i},$$

where  $r$  is the risk-free interest rate,  $(k_0, k_1)$  are respectively the fixed cost of transaction and the cost to transact per share. The initial stock and cash, call them  $\text{stock}(0)$  and  $\text{cash}(0)$  are set to that portfolio which determines the option price when transaction costs are set to 0. The random variable of interest for us is the hedging error, or the absolute difference between the option payoff and portfolio value at time  $t = 1$ ,

$$X_{\text{err}} = |(S_1 - K)^+ - \text{cash}(1) - \text{stock}(1)|.$$

We test the performance of the proposed DRO in hedging against model uncertainty in  $X_{\text{err}}$ . To this end, for each  $m$  we compute the CVaR of  $X_{\text{err}}$  at  $\beta = 0.01$  using a large Monte-Carlo simulation, and compare it with worst-case evaluation under the uncertainty sets from Section 8.1. The results are summarized in Figure 8. We note two observations: first, the proposed DRO approximates the risk under the data distribution well irrespective of the frequency of re-balancing, giving an error of about 20%. Further this observation is agnostic to the actual model specifications. Second, due to discretizations and transaction costs, the delta hedge will never exactly replicate the option price; instead, the CVaR of the error has a U-shaped curve (black line). The shape of this curve is closely replicated by the proposed DRO in the following sense: if an investor selects the re-balancing frequency with minimum worst-case risk evaluation under the proposed DRO, then the resulting CVaR of  $X_{\text{err}}$  under the data distribution is within

10% of its minimum value. Our experiment therefore suggests that the proposed DRO can be used to effectively combat against model risk while hedging a financial option.

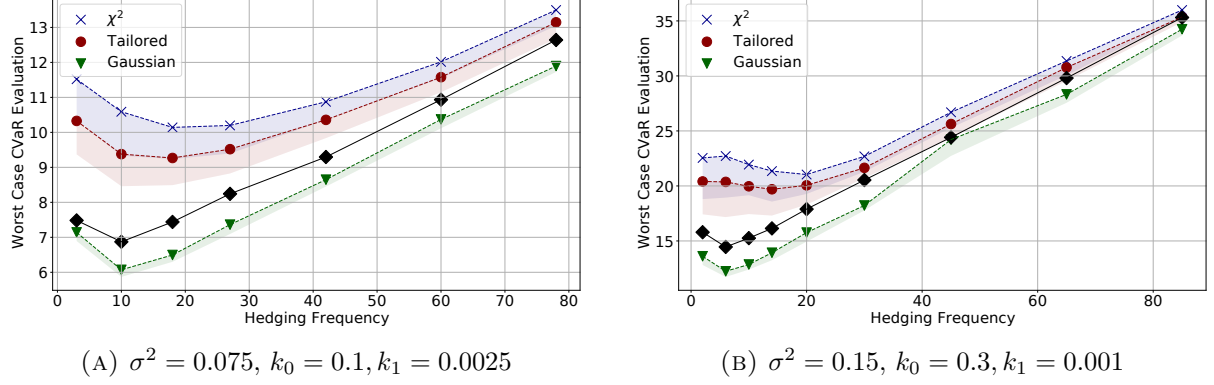


FIGURE 8. Common Parameters:  $n = 200$ ,  $\beta_0 = 0.1$ ,  $S = K = 25$ ,  $\delta = 0.05$ ,  $r = 10\%$ . Markers on the graph denote the actual value of risk evaluated using the respective DRO.

## 9. STUDIES ON REAL DATASETS

We conclude by demonstrating the efficacy of the proposed methods in evaluation of distributionally robust CVaR for real datasets. Note that here it is not possible to simulate the data distribution. Therefore, obtaining independent replications of the worst-case risk evaluations as in step (ii) in Section 8 is challenging. To circumvent this difficulty somewhat, we instead construct "rolling" windows of data from available samples which serve to act as proxies for independent data replications. Let  $N$  be the total data samples available and let **grid** denote a set of values of  $\beta$  over which risk is computed. Then the procedure below is used to compare performance of various DRO formulations.

- (i) For each  $k = 1, 2, \dots, \text{reps}$ , take as input data  $Z_{sk+1}, \dots, Z_{sk+n}$ . Solve the robust CVaR problem for each  $\beta \in \text{grid}$  and number of samples fixed.
- (ii) Compute the population CVaR of the data for each  $\beta \in \text{grid}$  using  $N$  samples of data.
- (iii) Compare the median and lower quartile of the risk evaluations computed over the **reps** input datasets constructed in step (i).

**9.1. Fire-Insurance Dataset.** We consider a dataset of fire insurance claims in Denmark between 1980 and 1990 (in millions of Danish Krone). The loss is a cumulative figure for the event of interest, and includes damage to buildings, damage to furniture and personal property as well as loss of profits. For these analyses the data have been adjusted for inflation to reflect 1985 values. Figure 9a compares the worst case CVaR evaluation using different methods with the population CVaR. For this experiment,  $\text{grid} = \{10^{-0.1+0.15i} : i \in \{0, 1, \dots, 8\}\}$ ,  $n = 200$  and  $s = 60$ . These parameters are selected so as to ensure that data used in successive replications is as distinct (has minimal overlap) as is possible. Figure 9b shows the scatter plots of the 30 CVaR evaluations computed in step (i) above with  $\beta = 0.03$ . Note that for 26 out of 30 replications,

the proposed method is both less conservative than  $\chi^2$ -DRO, and does not underestimate the true risk. For the remaining 4 replications (indicated by the red star marks), the extent of underestimation far less than that of the DRO with Gaussian nominal distribution.

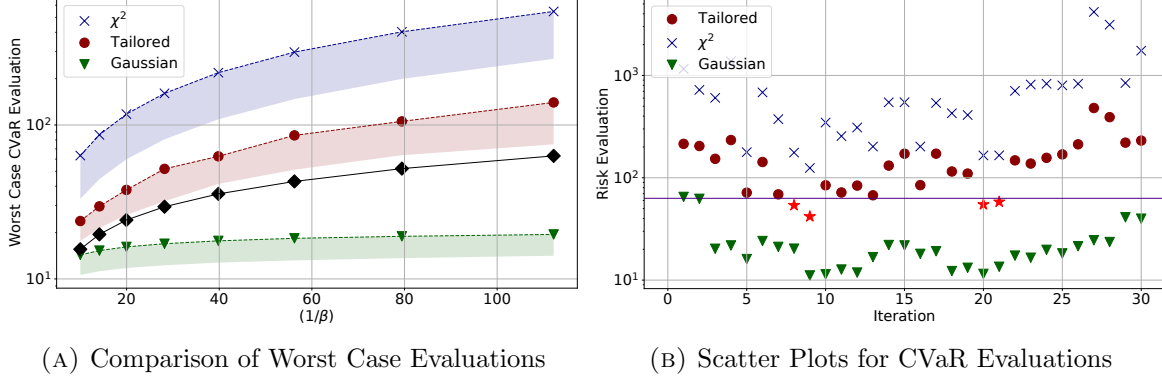


FIGURE 9. Common parameters:  $\delta = 0.05$ . With  $M = 8$ , over  $\text{reps} = 30$  runs  $H_0$  was rejected  $R_0 = 30$  times at  $\alpha = 95\%$  confidence

**9.2. Fama-French Data.** We consider the daily 48 industry portfolio data from the **FAMA French** database for a period of 5982 days, spanning roughly 20 years starting July 2004 to December 2024. We suppose  $K$  firms have investments in these portfolios, and there are no cross holdings. The objective is to compute the CVaR of the total loss incurred by the an agent insuring these firms against losses, given by  $L(\mathbf{z}) = \|A_\lambda(\mathbf{z} \vee \mathbf{0})\|_p$ . The connectivity matrix  $A_\lambda$  is as given in Section 8.2. We repeat the experiment from Section 9.1 with  $\text{grid} = \{10^{-0.1+0.08i} : i \in \{0, 1, \dots, 15\}\}$  and plot the results in Figure 10. For 27 out of 30 replications, the population CVaR was not underestimated. Also, in each of these cases, the extent of conservativeness was significantly (between 30%-50%) less than that incurred by  $\chi^2$ -DRO. Over the remaining 3 replications, the extent of underestimation is substantially less than if Gaussian nominal distribution is used.

## 10. CONCLUSION AND FUTURE DIRECTIONS

We arrive at a DRO formulation for a wide class of tail risk measures that is robust, while not being too conservative. We demonstrate that even in regimes where there is a severe paucity of representative tail samples and sample averages fails to produce a good uncertainty set, the proposed method continues to produce accurate risk estimates. There are two directions which merit investigation: first, several works derive conditions on the budget parameter  $\delta$  that ensure the output of the DRO formulation acts as a lower bound for the true risk with a required level of confidence. A follow up question to ask is whether under one can impose minimal additional regularity assumptions on  $Q$  beyond those given by regular variation to arrive at such a  $\delta$  while estimating tail risk measures. Second, one may ask whether extreme value theory based DRO formulations may be naturally incorporated into stochastic optimization formulations, so as to be able to robustly solve decision making problems involving distribution tails. We intend to pursue both these directions as follow-up works.

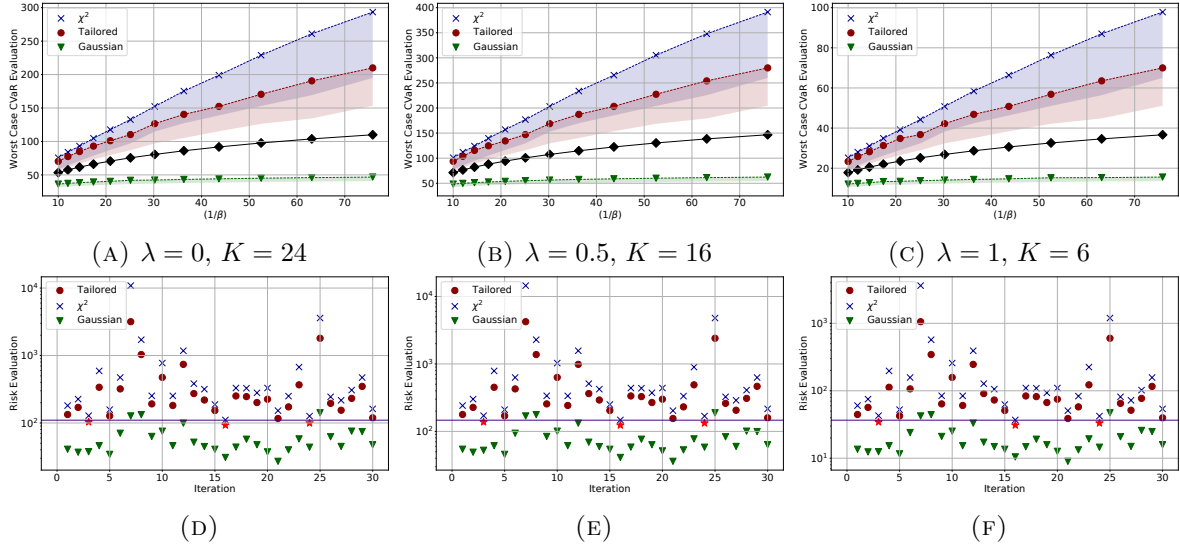


FIGURE 10. Parameters:  $\delta = 0.05$ ,  $p = 2$ ,  $d = 48$ ,  $n = 150$ ,  $s = 165$  and  $\text{reps} = 30$ . With  $M = 6$ ,  $H_0$  was rejected all 30 times with 95% confidence

#### REFERENCES

- [1] ACEMOGLU, D., OZDAGLAR, A., AND TAHBAZ-SALEHI, A. Systemic risk and stability in financial networks. *American Economic Review* 105, 2 (2015), 564–608.
- [2] ACERBI, C. Spectral measures of risk: A coherent representation of subjective risk aversion. *Journal of Banking & Finance* 26, 7 (2002), 1505–1518.
- [3] ACERBI, C., AND TASCHE, D. On the coherence of expected shortfall. *Journal of Banking & Finance* 26, 7 (2002), 1487–1503.
- [4] ALLEN, F., AND GALE, D. Financial contagion. *Journal of Political Economy* 108(1) (2000), 1–33.
- [5] ARTZNER, P., DELBAEN, F., EBER, J.-M., AND HEATH, D. Coherent measures of risk. *Mathematical Finance* 9, 3 (1999), 203–228.
- [6] ASMUSSEN, S., AND GLYNN, P. W. *Stochastic simulation: algorithms and analysis*, vol. 57. Springer Science & Business Media, 2007.
- [7] BAI, Y., LAM, H., AND ZHANG, X. A distributionally robust optimization framework for extreme event estimation. *arXiv preprint arXiv:2301.01360* (2023).
- [8] BAN, G.-Y., EL KAROUI, N., AND LIM, A. E. Machine learning and portfolio optimization. *Management Science* 64, 3 (2018), 1136–1154.
- [9] BEN-TAL, A., DEN HERTOOG, D., DE WAEGENAERE, A., MELENBERG, B., AND REN-  
NEN, G. Robust solutions of optimization problems affected by uncertain probabilities. *Management Science* 59, 2 (2013), 341–357.
- [10] BERNARD, C., PESENTI, S. M., AND VANDUFFEL, S. Robust distortion risk measures. *Mathematical Finance* (2023).
- [11] BIENSTOCK, D., CHERTKOV, M., AND HARNETT, S. Chance-constrained optimal power flow: Risk-aware network control under uncertainty. *SIAM Review* 56, 3 (2014), 461–495.

- [12] BIRGHILA, C., AIGNER, M., AND ENGELKE, S. Distributionally robust tail bounds based on wasserstein distance and  $f$ -divergence. *arXiv preprint arXiv:2106.06266* (2021).
- [13] BLANCHET, J., HE, F., AND MURTHY, K. On distributionally robust extreme value analysis. *Extremes* 23 (2020), 317–347.
- [14] BLANCHET, J., AND MURTHY, K. Quantifying distributional model risk via optimal transport. *Mathematics of Operations Research* 44, 2 (2019), 565–600.
- [15] BLANCHET, J., ZHANG, F., AND ZWART, B. Optimal scenario generation for heavy-tailed chance constrained optimization. *arXiv preprint arXiv:2002.02149* (2020).
- [16] CACCIOLI, F., KONDOR, I., AND PAPP, G. Portfolio optimization under expected shortfall: contour maps of estimation error. *Quantitative Finance* 18, 8 (2018), 1295–1313.
- [17] CAI, J., LI, J. Y.-M., AND MAO, T. Distributionally robust optimization under distorted expectations. *Operations Research* (2023).
- [18] CHEN, Z., KUHN, D., AND WIESEMANN, W. On approximations of data-driven chance constrained programs over wasserstein balls. *Operations Research Letters* 51, 3 (2023), 226–233.
- [19] CHU, H., LIN, M., AND TOH, K.-C. Wasserstein distributionally robust optimization and its tractable regularization formulations. *arXiv preprint arXiv:2402.03942* (2024).
- [20] CSISZÁR, I. A class of measures of informativity of observation channels. *Periodica Mathematica Hungarica* 2, 1-4 (1972), 191–213.
- [21] DE HAAN, L., AND FERREIRA, A. *Extreme value theory: an introduction*. Springer Science & Business Media, 2007.
- [22] DE VALK, C. Approximation of high quantiles from intermediate quantiles. *Extremes* 19, 4 (2016), 661–686.
- [23] DELAGE, E., AND YE, Y. Distributionally robust optimization under moment uncertainty with application to data-driven problems. *Operations research* 58, 3 (2010), 595–612.
- [24] DEO, A., AND MURTHY, K. Efficient black-box importance sampling for var and cvar estimation. In *2021 Winter Simulation Conference (WSC)* (2021), IEEE, pp. 1–12.
- [25] DEO, A., AND MURTHY, K. Achieving efficiency in black-box simulation of distribution tails with self-structuring importance samplers. *Operations Research* (2023).
- [26] DEO, A., AND MURTHY, K. The scaling behaviors in achieving high reliability via chance-constrained optimization. *arXiv preprint arXiv:2504.07728* (2025).
- [27] DUCHI, J. C., GLYNN, P. W., AND NAMKOONG, H. Statistics of robust optimization: A generalized empirical likelihood approach. *Mathematics of Operations Research* 46, 3 (2021), 946–969.
- [28] EINMAHL, J. H., AND MASON, D. M. Laws of the iterated logarithm in the tails for weighted uniform empirical processes. *The Annals of Probability* (1988), 126–141.
- [29] ELLIOTT, M., GOLUB, B., AND JACKSON, M. O. Financial networks and contagion. *American Economic Review* 104, 10 (2014), 3115–3153.
- [30] EMBRECHTS, P., KLÜPPELBERG, C., AND MIKOSCH, T. *Modelling extremal events: for insurance and finance*, vol. 33. Springer Science & Business Media, 2013.
- [31] ENGELKE, S., AND IVANOV, J. Robust bounds in multivariate extremes.

- [32] FÖLLMER, H., AND SCHIED, A. Convex measures of risk and trading constraints. *Finance and stochastics* 6 (2002), 429–447.
- [33] GAO, R., AND KLEYWEGT, A. Distributionally robust stochastic optimization with wasserstein distance. *Mathematics of Operations Research* 48, 2 (2023), 603–655.
- [34] GLASSERMAN, P., AND XU, X. Robust risk measurement and model risk. *Quantitative Finance* 14, 1 (2014), 29–58.
- [35] GOTOH, J.-Y., SHINOZAKI, K., AND TAKEDA, A. Robust portfolio techniques for mitigating the fragility of cvar minimization and generalization to coherent risk measures. *Quantitative Finance* 13, 10 (2013), 1621–1635.
- [36] HALDANE, A. G., AND MAY, R. M. Systemic risk in banking ecosystems. *Nature* 469(7330) (2011), 351–355.
- [37] HANASUSANTO, G. A., ROITCH, V., KUHN, D., AND WIESEMANN, W. A distributionally robust perspective on uncertainty quantification and chance constrained programming. *Mathematical Programming* 151 (2015), 35–62.
- [38] HOTA, A. R., CHERUKURI, A., AND LYGEROS, J. Data-driven chance constrained optimization under wasserstein ambiguity sets. In *2019 American Control Conference (ACC)* (2019), IEEE, pp. 1501–1506.
- [39] JIN, G., LAEVEN, R. J., HERTOOG, D. D., AND BEN-TAL, A. Constructing uncertainty sets for robust risk measures: A composition of phi - divergences approach to combat tail uncertainty. *arXiv preprint arXiv:2412.05234* (2024).
- [40] KLEY, O., KLÜPPELBERG, C., AND REINERT, G. Risk in a large claims insurance market with bipartite graph structure. *Operations Research* 64, 5 (2016), 1159–1176.
- [41] KROKHMAL, P., PALMQUIST, J., AND URYASEV, S. Portfolio optimization with conditional value-at-risk objective and constraints. *Journal of Risk* 4 (2002), 43–68.
- [42] KRUSE, T., SCHNEIDER, J. C., AND SCHWEIZER, N. The joint impact of f-divergences and reference models on the contents of uncertainty sets. *Operations Research* 67, 2 (2019), 428–435.
- [43] KRUSE, T., SCHNEIDER, J. C., AND SCHWEIZER, N. A toolkit for robust risk assessment using f-divergences. *Management Science* 67, 10 (2021), 6529–6552.
- [44] LAM, H. Recovering best statistical guarantees via the empirical divergence-based distributionally robust optimization. *Operations Research* 67, 4 (2019), 1090–1105.
- [45] LAM, H., AND MOTTET, C. Tail analysis without parametric models: A worst-case perspective. *Operations Research* 65, 6 (2017), 1696–1711.
- [46] LIM, A. E., SHANTHIKUMAR, J. G., AND VAHN, G.-Y. Conditional value-at-risk in portfolio optimization: Coherent but fragile. *Operations Research Letters* 39, 3 (2011), 163–171.
- [47] MCNEIL, A. J., FREY, R., AND EMBRECHTS, P. *Quantitative risk management: concepts, techniques and tools-revised edition*. Princeton University Press, 2015.
- [48] MOHAJERIN ESFAHANI, P., AND KUHN, D. Data-driven distributionally robust optimization using the wasserstein metric: Performance guarantees and tractable reformulations. *Mathematical Programming* 171, 1-2 (2018), 115–166.



- [49] NATARAJAN, K., SHI, D., AND TOH, K.-C. A probabilistic model for minmax regret in combinatorial optimization. *Operations Research* 62, 1 (2014), 160–181.
- [50] PESENTI, S. M., WANG, Q., AND WANG, R. Optimizing distortion riskmetrics with distributional uncertainty. *Mathematical Programming* (2024), 1–56.
- [51] RAHIMIAN, H., AND MEHROTRA, S. Frameworks and results in distributionally robust optimization. *Open Journal of Mathematical Optimization* 3 (2022), 1–85.
- [52] RESNICK, S. I. *Heavy-tail phenomena: probabilistic and statistical modeling*. Springer Science & Business Media, 2007.
- [53] ROCKAFELLAR, R. T., AND URYASEV, S. Conditional value-at-risk for general loss distributions. *Journal of banking & finance* 26, 7 (2002), 1443–1471.
- [54] ROOTZÉN, H., SEGERS, J., AND WADSWORTH, J. L. Multivariate peaks over thresholds models. *Extremes* 21, 1 (2018), 115–145.
- [55] SCHNEIDER, J. C., AND SCHWEIZER, N. Robust measurement of (heavy-tailed) risks: Theory and implementation. *Journal of Economic Dynamics and Control* 61 (2015), 183–203.
- [56] SHAPIRO, A. Distributionally robust stochastic programming. *SIAM Journal on Optimization* 27, 4 (2017), 2258–2275.
- [57] SHAPIRO, A., DENTCHEVA, D., AND RUSZCZYNSKI, A. *Lectures on stochastic programming: modeling and theory*. SIAM, 2021.
- [58] SUMMERS, T., WARRINGTON, J., MORARI, M., AND LYGEROS, J. Stochastic optimal power flow based on conditional value at risk and distributional robustness. *International Journal of Electrical Power & Energy Systems* 72 (2015), 116–125.
- [59] TAMAR, A., GLASSNER, Y., AND MANNOR, S. Optimizing the cvar via sampling. *arXiv preprint arXiv:1404.3862* (2014).
- [60] VILLANI, C. *Optimal transport: old and new*, vol. 338. Springer Science & Business Media, 2008.
- [61] WANG, S. S., YOUNG, V. R., AND PANJER, H. H. Axiomatic characterization of insurance prices. *Insurance: Mathematics and economics* 21, 2 (1997), 173–183.
- [62] WU, Q., LI, J. Y.-M., AND MAO, T. On generalization and regularization via wasserstein distributionally robust optimization. *arXiv preprint arXiv:2212.05716* (2022).
- [63] YAARI, M. E. The dual theory of choice under risk. *Econometrica: Journal of the Econometric Society* (1987), 95–115.
- [64] YUEN, R., STOEV, S., AND COOLEY, D. Distributionally robust inference for extreme value-at-risk. *Insurance: Mathematics and Economics* 92 (2020), 70–89.
- [65] ZHU, L., AND LI, H. Asymptotic analysis of multivariate tail conditional expectations. *North American Actuarial Journal* 16, 3 (2012), 350–363.
- [66] ZHU, S., AND FUKUSHIMA, M. Worst-case conditional value-at-risk with application to robust portfolio management. *Operations research* 57, 5 (2009), 1155–1168.
- [67] ZYMLER, S., KUHN, D., AND RUSTEM, B. Distributionally robust joint chance constraints with second-order moment information. *Mathematical Programming* 137 (2013), 167–198.

## APPENDIX A. PROOFS OF MAIN RESULTS

**A.1. Proofs From Section 3. Proof of Proposition 3.1:** Note that the Wasserstein ball  $\mathcal{W}_{p,\delta} \subset \mathcal{M}_p(\mathbb{R})$ , the set of distributions with finite  $p$ -th moment. The condition,

$$\liminf_{x \rightarrow \infty} x^p \bar{F}_P([x, \infty)) > 0$$

implies that  $\exists \varepsilon > 0$  such that  $\bar{F}_P(x) > \varepsilon x^{-p}$  for all large enough  $x$ . Then, note that the  $p$ -th moment of such a distribution is given by

$$\int_x x^p dP(x) = \int_x x^{p-1} \bar{F}_P(x) dx > \int_{x>x_0} \varepsilon x^{-1} dx = \infty.$$

Therefore,  $P \notin \mathcal{M}_p(\mathbb{R})$  and is therefore not in  $\mathcal{W}_{p,\delta}$ .

For the second part, fix a  $\delta$ , and suppose  $\tilde{P}$  is a distribution with cdf  $F_{\tilde{P}} = p_0 F_{P_0} + (1-p_0) F_{P_1}$ , where  $\bar{F}_{P_1}(x) = x^{-(p+\kappa)}$  for all  $x > 1$ . Observe now that since  $\bar{F}_{\tilde{P}}$  is the sum of two regularly varying functions, it too is regularly varying, with index  $\max\{-\gamma, -(p+\kappa)\}$  (refer to [21], Proposition B.1.9), where  $\gamma$  is understood to be  $+\infty$  if  $\Lambda_{P_0} \in \mathbf{RV}$ . Since  $(p+\kappa) < \gamma$ , the previous maximum equals  $-(p+\kappa)$ .

Next, notice that a coupling between  $\tilde{P}$  and  $P_0$  can be constructed by letting  $\tilde{Z} = BZ + (1-B)Y$ , where  $Y \sim P_1$ ,  $Z \sim P$  and  $B$  is Bernoulli distributed with  $P(B=1) = p_0$  and  $Y$ ,  $Z$  and  $B$  are independent. Denoting this coupling by  $\pi_0$ ,

$$\begin{aligned} \inf_{\pi \in \Pi} E_\pi[d^p(\tilde{Z}, Z)] &\leq E_{\pi_0} [|Z - \tilde{Z}|^p] \\ &= E \left[ E [|Z - \tilde{Z}|^p \mid B] \right] = (1-p_0) E[|Z - Y|^p]. \end{aligned}$$

Since both  $(Y, Z)$  have tail cdfs that are regularly varying with indices less than  $-p$ , they have finite  $p$ th order moments (see [21], Exercise 16). The last expectation is hence finite. Thus, by choosing  $p_0$  such that  $(1-p_0)E[|Z - Y|^p] < \delta^p$ , we have that  $\tilde{P} \in \mathcal{W}_{p,\delta}$  and  $F_{\tilde{P}} \in \mathbf{RV}(-(p+\kappa))$  which concludes the proof.  $\square$

**Proof of Proposition 3.2:** We complete the proof in two steps.

**Part 1 -  $p > 1$ :** Fix  $z$  and note that the first order condition implies that any maximizer of  $g_\lambda(y) = (y-u)^+ - \lambda|y-z|^p$  satisfies

$$\mathbf{1}(y^* \geq u) = \lambda p |y^* - z|^{p-1} \mathbf{sgn}(y^* - z), \quad (29)$$

where  $\mathbf{sgn}(x)$  is the sign function which takes the value 1 if  $x \geq 0$  and  $-1$  otherwise. Note that to solve (29), either  $y^* < u$  and  $y^* = z$  (so that both sides of (29) equal 0), or one must have that  $y^* \geq u$ , and

$$|y^* - z|^{p-1} \mathbf{sgn}(y^* - z) = \frac{1}{\lambda p} \implies y^* = z + (\lambda p)^{\frac{-1}{p-1}}. \quad (30)$$

Let us analyze the solution case by case.

**Case 1:** Let us first suppose that  $z < \vartheta(u, \lambda)$ . Then, if in addition,  $z < u - (\lambda p)^{-\frac{1}{1-p}}$ ,  $y_1^* = z$  is the only solution to (29), since then  $z + (\lambda p)^{\frac{-1}{p-1}} < u$  and so (30) cannot hold. Next, suppose  $z > u - (\lambda p)^{\frac{-1}{p-1}}$ . In this case, both  $y_1^* = z$  and  $y_2^* = z + (\lambda p)^{\frac{-1}{p-1}}$  solve (29). To evaluate the

maximizer, we find that  $g_\lambda(y_1^*) = 0$  and

$$\begin{aligned} g_\lambda(y_2^*) &= \left( z - u + (\lambda p)^{\frac{-1}{p-1}} \right)^+ + \lambda (\lambda p)^{\frac{-p}{p-1}} \\ &< \left( \frac{1}{(\lambda p)^{\frac{1}{p-1}}} - \frac{1 - 1/p}{(\lambda p)^{\frac{1}{p-1}}} \right) - \frac{1}{p(\lambda p)^{\frac{1}{p-1}}} < 0 \end{aligned}$$

where the last statement follows, since additionally  $z < \vartheta(u, \lambda)$ . Thus  $y^* = z$  if  $z < \vartheta(u, \lambda)$ . Therefore, when  $z < \vartheta(u, \lambda)$ ,  $g(y^*) = 0$ .

**Case 2:** Now, suppose that  $z > \vartheta(u, \lambda)$ . Suppose in addition,  $z \geq u$ . Then the only solution to (29) is  $y^* = z + (\lambda p)^{\frac{-1}{p-1}}$ , since both  $y^* < u$  and  $y^* = z$  is cannot hold. Finally, suppose  $z < u$ . In this case  $y_1^* = z$  and  $y_2^* = z + (\lambda p)^{\frac{-1}{p-1}}$  both satisfy (29). To find the supremum, we compare the function evaluation at each of these values. Note that  $g_\lambda(y_1^*) = 0$  and

$$\begin{aligned} g_\lambda(y_2^*) &= (z - u + (\lambda p)^{\frac{-1}{p-1}})^+ + \lambda (\lambda p)^{\frac{-p}{p-1}} \\ &= z - \left( u - \frac{1 - 1/p}{(\lambda p)^{\frac{1}{p-1}}} \right) = (z - \vartheta(u, \lambda)) > 0 \end{aligned}$$

Therefore,  $g(y^*) = (z - \vartheta(u, \lambda))$  when  $z > \vartheta(u, \lambda)$ .

**Case 3:** Finally, suppose that  $z = \vartheta(u, \lambda)$ . Then, one can check that both  $y_1^* = z$  and  $y_2^* = z + (\lambda p)^{\frac{-1}{p-1}}$  are optimal since  $g(y_1^*) = g(y_2^*) = 0$ .

Putting the above three cases together,  $g(y^*) = (z - \vartheta(u, \lambda))^+$

$$E_{P_0} \left[ \sup_y \{ (y - u)^+ - \lambda |y - Z|^p \} \right] = E_{P_0} [Z - \vartheta(u, \lambda)]^+.$$

Substituting the above expression into (10),

$$\begin{aligned} C_{1-\beta}(\mathcal{W}_{p,\delta}) &= \inf_u \left\{ u + \beta^{-1} \inf_\lambda \{ \lambda \delta^p + E_{P_0} [Z - \vartheta(u, \lambda)]^+ \} \right\} \\ &= \inf_{u,\lambda} \{ u + \beta^{-1} \lambda \delta^p + \beta^{-1} E_{P_0} [Z - \vartheta(u, \lambda)]^+ \}, \end{aligned} \quad (31)$$

which concludes the proof.

**Part - II:** Suppose now  $p = 1$ . Here, the inner optimization problem becomes

$$\sup_y \{ (y - u)^+ - \lambda |y - z| \} = \sup_y g_\lambda(y).$$

First, suppose that  $\lambda < 1$ . Then for every large enough  $y$ ,  $(y - u)^+ - |y - z| = (1 - \lambda)y - (u + \lambda z)$ , and so the supremum above is  $+\infty$ . Next, let  $\lambda > 1$ . Then observe that the only maximizer of  $g_\lambda$  is  $y^* = z$ , since for  $y \neq z$ , one can verify that  $g_\lambda(y) < g_\lambda(z)$ . If instead  $\lambda = 1$ , note that for any  $c$ ,  $y^* = z + c$  is a maximizer so long as  $z > u$ , else the above expression gets maximized at  $y^* = z$ . Putting all of the previous observations together, for  $\lambda \geq 1$ ,  $g_\lambda(y^*) = [z - u]^+$ . Substituting this information into (31) and recalling that  $\vartheta(u, \lambda) = u$  if  $\lambda > 1$  and  $-\infty$  otherwise,

$$\sup_y \{ (y - u) - \lambda |z - y| \} = [z - \vartheta(u, \lambda)]^+.$$

Repeating the steps leading up to (31) completes the proof.  $\square$

**Proof of Theorem 3.1:** As before, we complete the proof in two parts

**Part 1 -** Suppose that  $p > 1$ . Differentiate (31) and set derivatives to 0 to obtain that the optimal  $(u^*, \lambda^*)$ :

$$\begin{aligned} \frac{\partial \varphi_\beta(u, \lambda)}{\partial u} = 0 &\implies \beta = \bar{F}_{P_0}(\vartheta(u^*, \lambda^*)), \\ \frac{\partial \varphi_\beta(u, \lambda)}{\partial \lambda} = 0 &\implies \beta^{-1} \delta^p = \beta^{-1} \bar{F}_{P_0}(\vartheta(u^*, \lambda^*)) \left( \frac{1}{\lambda p} \right)^{p/(1-p)}. \end{aligned}$$

The first of the above equations implies that  $\vartheta(u^*, \lambda^*) = v_{1-\beta}(P_0)$ . The second hence implies

$$\begin{aligned} \lambda^* = \frac{1}{p} \left( \frac{\delta^p}{\beta} \right)^{(1-p)/p} &\implies u^* + \lambda^* \delta^p \beta^{-1} = u^* + 1/p \times (\delta/\beta^{1/p}) \\ &= \vartheta(u^*, \lambda^*) + (\delta/\beta^{1/p}). \end{aligned}$$

Substituting  $\vartheta(u^*, \lambda^*) = v_{1-\beta}(P_0)$ ,

$$\begin{aligned} C_{1-\beta}(\mathcal{W}_{p,\delta}) &= v_{1-\beta}(P_0) + \beta^{-1}[Z - v_{1-\beta}(P_0)]^+ + (\delta^p/\beta)^{1/p} \\ &= C_{1-\beta}(P_0) + (\delta/\beta^{1/p}). \end{aligned}$$

**Part 2 -** Next, suppose that  $p = 1$ . Here, note that  $\nu(u, \lambda) = u$  if  $\lambda \geq 1$  and equals  $-\infty$  otherwise. Thus  $E_{P_0}[Z - \vartheta(u, \lambda)]^+ = \infty$  whenever  $\lambda < 1$ . As a consequence,  $\lambda^* = 1$  and  $u^* = v_{1-\beta}(P_0)$ . Plugging these values into (31)

$$C_{1-\beta}(\mathcal{W}_{p,\delta}) = C_{1-\beta}(P_0) + (\beta/\delta)^{-1},$$

thereby completing the first part of the proof.

To conclude recall that from Lemmas 2.1-2.2,  $C_{1-\beta}(P_0) = \beta^{-1/\gamma+o(1)}$  if  $P_0$  satisfies Assumption 1 and  $C_{1-\beta}(P_0) = (\log(1/\beta))^{1/\gamma+o(1)}$  if  $P_0$  satisfies Assumption 2. With  $\gamma > p$  when Assumption 1 holds, this further implies that  $C_{1-\beta}(\mathcal{W}_{p,\delta}) \sim (\delta/\beta^{1/p})$ . Therefore,

$$\begin{aligned} \lim_{\beta \rightarrow 0} \frac{\log C_{1-\beta}(\mathcal{W}_{p,\delta})}{\log C_{1-\beta}(P_0)} &= \frac{\gamma}{p} && \text{if } P_0 \text{ satisfies Assumption 1 and} \\ \lim_{\beta \rightarrow 0} \frac{\log C_{1-\beta}(\mathcal{W}_{p,\delta})}{\log C_{1-\beta}(P_0)} &= \infty && \text{if } P_0 \text{ satisfies Assumption 2.} \end{aligned}$$

$\square$

**Proof of Proposition 3.3:** First suppose that  $p > 1$ . Fix  $u$ , and consider evaluation of the worst case expectation

$$\sup_{P \in \mathcal{W}_{p,\delta}} E_P[Z - u]^+ = \inf_{\lambda} \left\{ \lambda \delta^p + E_{P_0} \left[ \sup_y (y - u)^+ - \lambda |Z - y| \right] \right\}.$$

The supremum above is attained by a distribution supported on the set  $\{(x, y) : y \in \arg \max \{(y - u)^+ - \lambda^* |y - x|^p\}\}$  where  $\lambda^* = \lambda^*(u)$  solves the infimum on the right hand side above (see [14], Remark 2). From the proof of Proposition 3.2, the previous arg-max is attained at

$$y^* = z \mathbf{1}(z < \vartheta(u, \lambda^*)) + (z + (\lambda^* p)^{-\frac{1}{1-p}}) \mathbf{1}(z \geq \vartheta(u, \lambda^*)) \quad (32)$$

if  $p > 1$ . Recall that from (8),

$$C_{1-\beta}(\mathcal{W}_{p,\delta}) = u^* + \beta^{-1} \sup_{P \in \mathcal{W}_{p,\delta}} E_P[Z - u^*]^+$$

where  $u^*$  is as defined in Theorem 3.1. Thus, distribution which attains the worst case CVaR is the one where  $u$  in (32) is replaced by  $u^*$ . However from the proof of Theorem 3.1,  $\vartheta(u^*, \lambda^*) = v_{1-\beta}(P_0)$  and  $(\lambda^* p)^{-1/(p-1)} = \delta/\beta^{1/p}$ . Plugging these values above completes the proof when  $p > 1$ .

When  $p = 1$ , one instead has that  $\lambda^* = 1$ ,  $u^* = v_{1-\beta}(P_0)$ . Recall that from the proof of Proposition 3.2, the for  $\lambda = 1$ , that worst-case transport map concentrates mass on the set

$$\bigcup_{c \geq 0} \{(x, y) : y = x \mathbf{1}(x \leq u) + (x + c) \mathbf{1}(x > u)\}.$$

Substituting  $u^* = v_{1-\beta}(P_0)$  completes the proof.  $\square$

**A.2. Proofs from Section 4.** The following technical result is key to the proofs in this section. Let  $\bar{F}_{\mathbf{w}c}(x) = \sup\{\bar{F}_P(x) : P \in \mathcal{B}_\phi(P_0)\}$ .

**Proposition A.1.** (*Proposition 3.3 from [12]*) *Let the function  $\phi(\cdot)$  satisfy Assumption 3. Then the worst case tail-cdf satisfies*

$$\bar{F}_{\mathbf{w}c}(x) \sim \phi^{\leftarrow}(\delta/\bar{F}_{P_0}(x))\bar{F}_{P_0}(x) \quad \text{as } x \rightarrow \infty$$

We also give Karamata's theorem below for reference: this result will be useful going ahead in evaluating integrals of regularly varying functions:

**Theorem A.1.** (*Karamata's Theorem ([21], Theorem B.1.5)*) *Let  $f \in \text{RV}(\rho)$  for some  $\rho < -1$ . Then,*

$$\int_x^\infty f(t)dt \sim \frac{xf(x)}{-\rho - 1}.$$

**Proof of Proposition 4.1:** Let  $\tilde{P}$  be a distribution whose likelihood with the nominal distribution  $\mathcal{L}(x) = \frac{d\tilde{P}(x)}{dP_0}$  satisfies which satisfies

$$\mathcal{L}(x) = \mathbf{1}(x \leq m) + \psi(x)\mathbf{1}(x \geq m) \tag{33}$$

where  $\psi(\cdot)$  is a differentiable function. For each part, we demonstrate that an appropriate choice of  $\psi$  and  $m$  leads to the desired conclusion

i) Suppose that  $\phi(x) \sim x \log x$ , and suppose first that Assumption 1 holds. Note that

$$\begin{aligned} E_{\tilde{P}}[X] &= \int_0^\infty F_{\tilde{P}}(x)dx = \int_0^\infty E_{P_0}[\mathcal{L}(Z); Z \geq x]dx \\ &= \int_0^\infty \left[ \int_x^\infty \mathcal{L}'(t)\bar{F}_{P_0}(t)dt + \bar{F}(x)\mathcal{L}(x) \right] dx \geq \int_0^\infty \left[ \int_x^\infty \mathcal{L}'(t)\bar{F}_{P_0}(t)dt \right] dx, \end{aligned}$$

where the third display above is the result of integrating by parts. In the region  $x < m$ ,  $\mathcal{L}(x) = 1$ . Then, setting for  $x > m$ ,

$$\int_x^\infty \psi'(t)\bar{F}_{P_0}(t)dt = \frac{c_0}{x \log x},$$

$E_{\bar{P}}[X] = \infty$ . Here the constant  $c_0 > 0$  is meant to ensure that  $\mathcal{L}$  is a valid likelihood function. Without loss of generality, we shall henceforth set  $c_0 = 1$ . Differentiating the above implies that

$$\psi'(x)\bar{F}(x) = \frac{\log x + 1}{x^2 \log^2 x}.$$

Choose  $m_0$  so large that  $\phi(x) \leq (1 + \varepsilon)x \log x$  for all  $m > m_0$ . Now,

$$\begin{aligned} \int_x \phi(\mathcal{L}(x)) dP_0(x) &\leq (1 + \varepsilon) \int_{x>m} \psi(x) \log(\psi(x)) dP_0(x) \\ &= (1 + \varepsilon) \int_{x>m} \psi'(x) \bar{F}_{P_0}(x) (\log \psi(x) + 1) dx \\ &= (1 + \varepsilon) \int_{x>m} \left( \frac{\log x + 1}{x^2 \log^2 x} \right) (\log \psi(x) + 1) dx. \end{aligned}$$

where the last line above follows upon substituting the value of  $\psi'(x)\bar{F}_P(x)$ . Now, notice that since  $\bar{F}_P \in \mathbf{RV}(-\gamma)$ , dominated convergence implies that as  $t \rightarrow \infty$ ,

$$\psi(t) = \int \frac{\log t + 1}{t^2 \bar{F}(t) \log^2 t} dt = \int \frac{1}{t^{2-\gamma+o(1)}} dt = t^{\gamma-1+o(1)}$$

Then, whenever  $t > m_1$ ,  $\psi(t) \leq t^{\gamma-1+\varepsilon}$ . Consequently, for all  $m > \max\{m_0, m_1\}$

$$\int_x \phi(\mathcal{L}(x)) dP_0(x) \leq (1 + \varepsilon) \int_{x>m} \left( \frac{\log x + 1}{x^2 \log^2 x} \right) (\gamma + \varepsilon) \log(x) dx < \delta$$

This implies that  $\tilde{P} \in \mathcal{B}_\phi(P_0)$ .

Next suppose that Assumption 2 holds with  $\gamma < 1$ . Then, we have that  $\bar{F}_P(t) = \exp(-t^{\gamma+o(1)})$  and  $\psi(t) = \exp(t^{\gamma+o(1)})$ , or  $\log \psi(t) = t^{\gamma+o(1)}$ . Then,

$$\int_x \phi(\mathcal{L}(x)) dP_0(x) \leq (1 + \varepsilon) \int_{x>m} \left( \frac{\log x + 1}{x^{2-\gamma-\varepsilon} \log^2 x} \right)$$

Since  $\gamma < 1$ , it is possible to choose  $\varepsilon > 0$  such that  $2 - \gamma - \varepsilon > 1$ . Therefore, the integral above can be made arbitrarily small by an appropriate choice of  $m$ , and  $\tilde{P} \in \mathcal{B}_\phi(P_0)$ .  $\square$

ii) First, note that for every  $t > m$  in (33), integrating by parts,

$$\tilde{P}(Z > t) = \int_t^\infty \mathcal{L}(x) dP_0(x) = \int_t^\infty \psi'(x) \bar{F}_{P_0}(x) dx + \psi(t) \bar{F}_{P_0}(t).$$

Fix  $\gamma'$ , and set  $\psi'(x) = cx^{\gamma-\gamma'-1}$ , where  $c$  is an appropriate normalizing constant. Then with  $\bar{F}_{P_0} \in \mathbf{RV}(-\gamma)$ ,  $\psi' \bar{F}_{P_0} \in \mathbf{RV}(-\gamma' - 1)$ . Apply Karamata's theorem to infer that  $\tilde{P}(Z > t) \sim (\gamma' - 1)^{-1} t \psi'(t) \bar{F}_{P_0}(t) + \psi(t) \bar{F}_{P_0}(t)$ . Therefore  $F_{\tilde{P}} \in \mathbf{RV}(-\gamma')$ .

Further, for any  $\varepsilon > 0$ , for all  $m$  large enough

$$\begin{aligned} \int_x \phi(\mathcal{L}(x)) dP_0(x) &\leq \int_{x>m} \psi^{p+\varepsilon}(x) dP_0(x) \\ &= (p + \varepsilon) \int_{x>m} \psi'(x) \psi^{p-1+\varepsilon}(x) \bar{F}_{P_0}(x) dx + \psi^{p+\varepsilon}(m) \bar{F}_{P_0}(m), \end{aligned}$$

where the second expression above is obtained by following the steps from part (i). By construction,  $\psi(x) = c_1 x^{\gamma-\gamma'}$ . Substituting this in the last equation above:

$$\int_x \phi(\mathcal{L}(x)) dP_0(x) dx \leq c_1(1+\varepsilon) \int_{x>m} x^{(p+\varepsilon)(\gamma-\gamma')-1} \bar{F}_{P_0}(x) + m^{(\gamma-\gamma')(p+\varepsilon)} \bar{F}_{P_0}(m) dx.$$

Note that the  $x^{(p+\varepsilon)(\gamma-\gamma')-1} \bar{F}_{P_0}(x)$  is regularly varying with index  $\theta = (p+\varepsilon-1)\gamma - (p+\varepsilon)\gamma' - 1$ . Note that for any  $\gamma' > \frac{p-1}{p}\gamma$ ,  $\theta < -1$  whenever  $\varepsilon$  is chosen small enough. Once again using Karamata's theorem,

$$\int_{x>m} x^{(p+\varepsilon)(\gamma-\gamma')-1} \bar{F}_{P_0}(x) \sim m^{(p+\varepsilon)(\gamma-\gamma')} \bar{F}_{P_0}(m) = o(m^{\theta+1}) \rightarrow 0 \text{ as } m \rightarrow \infty$$

Hence, there exists  $m$  large enough such that  $\int_x \phi(\mathcal{L}(x)) dP_0(x) \leq \delta$ , and  $\tilde{P} \in \mathcal{B}_\phi(P_0)$ .  $\square$

iii) Here, for a large enough  $t$ , write

$$\Lambda_{\tilde{P}}(x) = -\log \left( \int_{x>t} \psi'(t) e^{-\Lambda_{P_0}(x)} dx + \psi(t) e^{-\Lambda_{P_0}(t)} \right).$$

Set  $\psi'(t) = e^{-(c-1)\Lambda_{P_0}(x)}$  for some  $c \in (0, 1)$ , which we will decide later. Then,

$$\Lambda_{\tilde{P}}(x) = -\log \left( \int_{x>t} e^{-c\Lambda_{P_0}(x)} dx + e^{-c\Lambda_{P_0}(t)} \right).$$

Since  $\Lambda_{P_0} \in \text{RV}$ , we may write the above using the Laplace principle as  $\Lambda_{\tilde{P}}(x) \sim c\Lambda_{P_0}(x)$  as  $x \rightarrow \infty$ .

Next, recall that from the previous part

$$\begin{aligned} \int_x \phi(\mathcal{L}(x)) dP_0(x) dx &= p(1+\varepsilon) \int_{x>m} \psi'(x) \psi^{p-1}(x) \bar{F}_{P_0}(x) dx \\ &= p(1+\varepsilon) \int_{x>m} \psi^{p-1}(x) e^{-c\Lambda_{P_0}(x)} dx. \end{aligned} \quad (34)$$

Now, observe that

$$\log \psi(x) = \log \int e^{-(c-1)\Lambda_P(t)} dt.$$

With  $c \in (0, 1)$ , the exponent above is dominated by  $-(c-1)\Lambda(x)$  in the region  $t \in [0, 1]$ . The following upper bound holds as a consequence:

$$\log \psi(x) \leq \log(c-1)^{-1} e^{-(c-1)\Lambda_P(x)} \sim (c-1)\Lambda_{P_0}(x) \quad \text{as } x \rightarrow \infty.$$

Substituting the above in (34),

$$\int_x \phi(\mathcal{L}(x)) dP_0(x) dx \leq p(1+\varepsilon) \int_{x>m} e^{-((c-1)(p-1)-c)\Lambda_{P_0}(x)} dx.$$

If  $(c-1)(p-1)-c > 0$  then the above exponent can be made arbitrarily small by choosing  $m$  sufficiently large. This in turn holds for any that  $c > (p-1)/p$ . This further implies that given any  $\kappa > 0$ , there exists some  $\tilde{P}$  with

$$\frac{\Lambda_{\tilde{P}}(x)}{\Lambda_{P_0}(x)} \sim \frac{p-1}{p} + \kappa.$$

$\square$



**Proof of Lemma 4.1:** Note that for any measure  $P$ , the following holds due to [5]:

$$C_{1-\beta}(P) = \beta^{-1} \int_0^\beta v_{1-t}(P) dt.$$

By definition, for any  $P \in \mathcal{P}$  and  $t \in (0, 1]$ ,  $v_{1-t}(P) \leq v_{1-t}(\mathcal{P})$ . Therefore,

$$C_{1-\beta}(P) \leq \beta^{-1} \int_0^\beta v_{1-t}(\mathcal{P}) dt \quad \text{for all } P \in \mathcal{P}.$$

Since the right hand side above is a constant, taking the supremum over all  $P \in \mathcal{P}$  yields  $C_{1-\beta}(\mathcal{P}) \leq \beta^{-1} \int_0^\beta v_{1-t}(\mathcal{P}) dt$ .  $\square$

**Proof of Theorem 4.1: Upper Bound:** From (14),

$$C_{1-\beta}(\mathcal{B}_\phi(P_0)) \leq \beta^{-1} \int_0^\beta v_{1-t}(\mathcal{B}_\phi(P_0)) dt.$$

Lemma 1 of [15] implies that the worst-case quantile satisfies

$$v_{1-t}(\mathcal{B}_\phi(P_0)) = \bar{F}_{\mathbf{wc}}^{\leftarrow}(t),$$

where  $\bar{F}_{\mathbf{wc}}(x) = \sup_{P \in \mathcal{B}_\phi(P_0)} P(Z > x)$ . Applying Proposition A.1,

$$\bar{F}_{\mathbf{wc}}(x) \sim \bar{F}_{P_0}(x) \phi^{\leftarrow}(\delta / \bar{F}_{P_0}(x)) = \delta^{1/p} [\bar{F}_{P_0}(x)]^{1-1/p+o(1)} \quad (35)$$

where the last statement follows since  $\phi^{\leftarrow} \in \mathbf{RV}(1/p)$ .

i) First, suppose that  $\bar{F}_{P_0} \in \mathbf{RV}(-\gamma)$ , and therefore,  $\bar{F}_{\mathbf{wc}} \in \mathbf{RV}(-\gamma(1-1/p))$ . Consequently,  $v_{1-1/t}(\mathcal{B}_\phi(P_0))$  is regularly varying with tail index  $\gamma' = \frac{p}{\gamma(p-1)}$ . Changing variables as  $r = 1/t$ ,  $dr = -t^{-2}dt$  and thus,

$$\beta^{-1} \int_0^\beta v_{1-r}(\mathcal{B}_\phi(P_0)) dr = \beta^{-1} \int_{1/\beta}^\infty t^{-2} v_{1-1/t}(\mathcal{B}_\phi(P_0)) dt.$$

Note that  $t^{-2} v_{1-1/t}(Q)$  is regularly varying with index  $\gamma' - 2$ . Since  $\gamma > p/(p-1)$ ,  $\gamma' < 1$  and  $\gamma' - 2 < -1$ . Thus, Karamata's Theorem shows that  $\beta^{-1} \int_0^\beta v_{1-r}(\mathcal{B}_\phi(P_0)) dr$  is asymptotically equivalent to  $\gamma'/(1-\gamma') \times v_{1-\beta}(\mathcal{B}_\phi(P_0)) = (1/\beta)^{1/\gamma'+o(1)}$ . Further, note that from Lemma 2.1,  $C_{1-\beta}(P_0) = (1/\beta)^{1/\gamma+o(1)}$ . Using Lemma 4.1,  $C_{1-\beta}(\mathcal{B}_\phi(P_0))$  is upper bounded by  $(1/\beta)^{\gamma'+o(1)}$ . Therefore,

$$\limsup_{\beta \rightarrow 0} \frac{\log C_{1-\beta}(\mathcal{B}_\phi(P_0))}{\log C_{1-\beta}(P_0)} \leq \frac{p}{p-1} \quad (36)$$

ii) Next suppose that  $P_0$  satisfies Assumption 2. Then,  $\Lambda_{P_0} \in \mathbf{RV}(\gamma)$ , and (35) implies that

$$\log \bar{F}_{\mathbf{wc}}(x) \sim \log \bar{F}_{P_0}(x) + \log \phi^{\leftarrow}(\delta / \bar{F}_{P_0}(x)) \implies -\log \bar{F}_{\mathbf{wc}}(x) \sim \frac{p-1}{p} \Lambda_{P_0}(x).$$

Let  $x = v_{1-\beta}(\mathcal{B}_\phi(P_0))$ . Note that as  $\beta \rightarrow 0$ ,  $x \rightarrow \infty$ , since  $v_{1-\beta}(\mathcal{B}_\phi(P_0)) \geq v_{1-\beta}(P_0) \rightarrow \infty$ . Therefore,

$$\frac{p}{p-1} \log(1/\beta) \sim \Lambda_{P_0}(v_{1-\beta}(\mathcal{B}_\phi(P_0))).$$

Since  $\Lambda_{P_0}^\leftarrow \in \text{RV}(1/\gamma)$ , the above asymptotic results further in

$$\Lambda_{P_0} \left( \frac{p}{p-1} \log(1/\beta) \right) \sim v_{1-\beta_0}(\mathcal{B}_\phi(P_0)) \implies \left( \frac{p}{p-1} \right)^{1/\gamma} v_{1-\beta}(P_0) \sim v_{1-\beta}(\mathcal{B}_\phi(P_0)).$$

where the implication follows as  $\Lambda^\leftarrow(\log(1/\beta)) = v_{1-\beta}(P_0)$ . Then, using dominated convergence theorem,

$$\beta^{-1} \int_0^\beta v_{1-t}(\mathcal{B}_\phi(P_0)) dt \sim \left( \frac{p}{p-1} \right)^{1/\gamma} \beta^{-1} \int_0^\beta v_{1-t}(P_0) dt = \left( \frac{p}{p-1} \right)^{1/\gamma} C_{1-\beta}(P_0).$$

Therefore

$$\limsup_{\beta \rightarrow 0} \frac{C_{1-\beta}(\mathcal{B}_\phi(P_0))}{C_{1-\beta}(P_0)} \leq \left( \frac{p}{p-1} \right)^{1/\gamma}. \quad (37)$$

**Lower bound:** To prove the matching lower bound, fix a  $\kappa > 0$ . First suppose that  $P_0$  satisfies Assumption 1. Note that for the distribution  $\tilde{P}$  constructed in the proof of Proposition 4.1(ii),  $\bar{F}_{\tilde{P}} \in \text{RV}(\gamma')$ , where  $\gamma' = (\frac{p-1}{p}\gamma + \kappa)$ . Thus,

$$\liminf_{\beta \rightarrow 0} \frac{\log C_{1-\beta}(\mathcal{B}_\phi(P_0))}{\log C_{1-\beta}(P_0)} \geq \liminf_{\beta \rightarrow 0} \frac{\log C_{1-\beta}(Q_0)}{\log C_{1-\beta}(P_0)} = \frac{p}{p-1} - \kappa/\gamma.$$

Since  $\kappa$  was arbitrary, we have that

$$\liminf_{\beta \rightarrow 0} \frac{\log C_{1-\beta}(\mathcal{B}_\phi(P_0))}{\log C_{1-\beta}(P_0)} \geq \frac{p}{p-1}. \quad (38)$$

Next, suppose that  $P_0$  satisfies Assumption 2. Then for the distribution  $\tilde{P}$  constructed in the proof of Proposition 4.1(iii), for all  $\beta < \beta_0$

$$\frac{v_{1-\beta}(\tilde{P})}{v_{1-\beta}(P_0)} \geq \left( \frac{p}{p-1} \right)^{1/\gamma} - \varepsilon$$

Further, whenever  $\Lambda_Q \in \text{RV}$ ,  $C_{1-\beta}(Q) \sim v_{1-\beta}(Q)$ . Then, for all  $\beta < \beta_0$ ,

$$\frac{C_{1-\beta}(\tilde{P})}{C_{1-\beta}(P_0)} \geq \left( \frac{p}{p-1} \right)^{1/\gamma} - 2\varepsilon.$$

This implies that

$$\liminf_{\beta \rightarrow 0} \frac{C_{1-\beta}(\mathcal{B}_\phi(P_0))}{C_{1-\beta}(P_0)} \geq \left( \frac{p}{p-1} \right)^{1/\gamma} - 2\varepsilon. \quad (39)$$

Since  $\varepsilon$  was arbitrary, combining (36) and (38) (resp. (36) and (39)) completes the proof.  $\square$

**A.3. Proofs from Section 5.** The following technical results are needed for proofs in this section:

**Lemma A.1.** *Let  $\log \beta_0 = c \log \beta$ , and  $\bar{F}_Q \in \text{RV}(-\gamma)$ . Then, for all  $t \in (0, \beta]$ ,*

$$v_{1-t}(Q_\beta) = v_{1-\beta_0}(Q) \left( \frac{t}{\beta_0} \right)^{-1/\gamma}. \quad (40)$$

**Lemma A.2.** *Let  $\log \beta_0 = c \log \beta$ , and  $\Lambda_Q \in \text{RV}(\gamma)$ . Then, for all  $t \in (0, \beta]$ ,*

$$v_{1-t}(Q_\beta) = v_{1-\beta_0}(Q) \left( \frac{\log(1/t)}{\log(1/\beta_0)} \right)^{1/\gamma}. \quad (41)$$

**Lemma A.3.** Suppose that  $\hat{\gamma}_n$  is given by (21) if  $\bar{F}_Q \in \text{RV}(\gamma)$  and by (22) if  $\Lambda_Q \in \text{RV}(\gamma)$ . Then  $\gamma$  is consistent, in that  $\hat{\gamma}_n \xrightarrow{a.s.} \gamma$ .

In addition, we need the following uniform version of Proposition A.1 since in what follows, the nominal distribution is a function of the risk level  $\beta$ .

**Proposition A.2.** Let the conditions of Proposition A.1 hold, and let  $Q_\beta$  be given by (18). Then

$$\lim_{\beta \rightarrow 0} \sup_{x \geq v_{1-\beta_0}(Q)} \left| \frac{\bar{F}_{\text{wc},\beta}(x)}{\phi^{\leftarrow}\left(\frac{\delta}{\bar{F}_{Q_\beta}(x)}\right) \bar{F}_{Q_\beta}(x)} - 1 \right| = 0 \quad (42)$$

where  $\bar{F}_{\text{wc},\beta}(x) = \sup\{\bar{F}_P(x) : P \in \mathcal{B}_\phi(Q_\beta)\}$  is the worst-case cdf.

**Proof of Proposition 5.1:** Let us first suppose that  $\bar{F}_Q \in \text{RV}$

**i) Lower Bound:** Given  $\varepsilon > 0$ , there exists  $\beta_1$  such that

$$\liminf_{\beta \rightarrow 0} \inf_{t \in (0, \beta]} \frac{\log v_{1-t}(Q_\beta)}{\log v_{1-t}(Q)} \geq 1 \implies \inf_{t \in (0, \beta]} \frac{\log v_{1-t}(Q_\beta)}{\log v_{1-t}(Q)} \geq 1 - \varepsilon, \quad \forall \beta < \beta_1 \quad (43)$$

This implies that for any such  $\beta$ ,  $\log v_{1-t}(Q_\beta) \geq (1 - \varepsilon) \log v_{1-t}(Q)$  for all  $t \in (0, \beta]$ . Since  $Q_\beta \in \mathcal{Q}_\beta$ ,  $C_{1-\beta}(\mathcal{Q}_\beta) \geq C_{1-\beta}(Q_\beta)$ . Therefore,

$$\begin{aligned} C_{1-\beta}(\mathcal{Q}_\beta) &\geq \beta^{-1} \int_0^\beta v_{1-t}(Q_\beta) dt \geq \beta^{-1} \int_0^\beta [v_{1-t}(Q)]^{1-\varepsilon} dt \\ &= \beta^{-1} \int_{(1/\beta)}^\infty r^{-2} [v_{1-1/r}(Q)]^{1-\varepsilon} dr. \end{aligned}$$

In the second inequality above  $\beta$  is chosen to be smaller than  $\beta_1$  defined in (43). Now, note that  $[v_{1-1/r}(Q)]^{1-\varepsilon}$  is regularly varying with tail index  $(1 - \varepsilon)/\gamma$ . With  $\gamma > 1$ , Karamata's theorem applies to yield that

$$\beta^{-1} \int_0^\beta r^{-2} [v_{1-1/r}(Q)]^{1-\varepsilon} dr \sim \frac{\gamma/(1 - \varepsilon)}{\gamma/(1 - \varepsilon) - 1} [v_{1-\beta}(Q)]^{1-\varepsilon} \sim K [C_{1-\beta}(Q)]^{1-\varepsilon}$$

for some suitable constant  $K$ . Then,  $\log C_{1-\beta}(\mathcal{Q}_\beta) \geq (1 - \varepsilon) \log C_{1-\beta}(Q)$  for all  $\beta$  sufficiently small, yielding that

$$\liminf_{\beta \rightarrow 0} \frac{\log C_{1-\beta}(\mathcal{Q}_\beta)}{\log C_{1-\beta}(Q)} \geq 1.$$

**ii) Upper Bound:** We get the following bound, similar to (43): for any  $\varepsilon > 0$ , there exists a  $\beta_2$  such that for all  $\beta < \beta_2$ ,

$$\log v_{1-t}(\mathcal{Q}_\beta) \leq (1 + \varepsilon) \log v_{1-t}(Q).$$

Recall that from Lemma 4.1,  $C_{1-\beta}(\mathcal{Q}_\beta) \leq \beta^{-1} \int_0^\beta v_{1-t}(\mathcal{Q}_\beta) dt$ . Consequently,

$$C_{1-\beta}(\mathcal{Q}_\beta) \leq \beta^{-1} \int_{(1/\beta)}^\infty r^{-2} [v_{1-1/r}(Q)]^{1+\varepsilon} dr.$$

Once again  $[v_{1-1/r}(Q)]^{1+\varepsilon}$  is regularly varying with parameter  $(1+\varepsilon)/\gamma < 1$  (since  $\gamma < 1$  and  $\varepsilon > 0$  is arbitrarily small). Applying Karamata's theorem further yields  $\beta^{-1} \int_{(1/\beta)}^{\infty} r^{-2} [v_{1-1/r}(Q)]^{1+\varepsilon} \sim [v_{1-\beta}(Q)]^{1+\varepsilon}$ . Lemma 2.1 now implies

$$C_{1-\beta}(\mathcal{Q}_\beta) \leq K_1 [C_{1-\beta}(Q)]^{1+\varepsilon} \text{ for all } \beta < \beta_0.$$

Since  $\varepsilon > 0$  was arbitrary, it follows that

$$\limsup_{\beta \rightarrow 0} \frac{\log C_{1-\beta}(\mathcal{Q}_\beta)}{\log C_{1-\beta}(Q)} \leq 1.$$

Combining the two bounds  $\log C_{1-\beta}(\mathcal{Q}_\beta) \sim \log C_{1-\beta}(Q)$ .

**Case ii)  $\Lambda_Q \in \text{RV}$ : i) Lower Bound** The first inequality in (17) states that for every  $\kappa > 1$ , there exists  $\beta_2$  such that for all  $\beta < \beta_2$ ,  $v_{1-t}(Q_\beta) \geq (1-\varepsilon)v_{1-t}(Q)$  for all  $t \in (\beta^\kappa, \beta]$ . Therefore,

$$C_{1-\beta}(\mathcal{Q}_\beta) \geq \beta^{-1} \int_0^\beta v_{1-t}(Q_\beta) dt \geq (1-\varepsilon)\beta^{-1} \int_{\beta^\kappa}^\beta v_{1-t}(Q) dt.$$

Write  $v_{1-t}(Q) = \Lambda^\leftarrow(\log(1/t))$  above to get

$$\beta^{-1} \int_{\beta^\kappa}^\beta v_{1-t}(Q) dt = \beta^{-1} \int_{\beta^\kappa}^\beta \Lambda_Q^\leftarrow \left( \frac{\log(1/t)}{\log(1/\beta)} \log(1/\beta) \right) dt.$$

Since  $\Lambda_Q^\leftarrow \in \text{RV}(1/\gamma)$ , one has that  $\Lambda_Q^\leftarrow(tx) \sim x^{1/\gamma} \Lambda_Q^\leftarrow(t)$  uniformly over  $x \in [1, \kappa]$ . Therefore,

$$\beta^{-1} \int_{\beta^\kappa}^\beta \Lambda_Q^\leftarrow \left( \frac{\log(1/t)}{\log(1/\beta)} \log(1/\beta) \right) dt \sim \beta^{-1} \int_{\beta^\kappa}^\beta \Lambda_Q^\leftarrow(\log(1/\beta)) \left( \frac{\log(1/t)}{\log(1/\beta)} \right)^{1/\gamma} dt.$$

Change variables to  $p = \log(1/t)$  in the integral above and evaluate it to

$$\beta^{-1} \frac{v_{1-\beta}(Q)}{\log^{1/\gamma}(1/\beta)} \left( \Gamma \left( \frac{1}{\gamma} + 1, \log(1/\beta) \right) - \Gamma \left( \frac{1}{\gamma} + 1, \kappa \log(1/\beta) \right) \right).$$

Here  $\Gamma(t, x)$  is the incomplete gamma function. Using the asymptotic  $\Gamma(t, x) \sim x^{t-1} e^{-x}$  the above expression further simplifies to  $v_{1-\beta}(Q) (1 - \beta^{\kappa-1})$ . Putting everything together, for all  $\beta$  sufficiently small,

$$C_{1-\beta}(\mathcal{Q}_\beta) \geq (1-\varepsilon)C_{1-\beta}(Q)$$

This suggests the lower bound

$$\liminf_{\beta \rightarrow 0} \frac{C_{1-\beta}(\mathcal{Q}_\beta)}{C_{1-\beta}(Q)} \geq 1. \quad (44)$$

**ii) Upper Bound** First recall that from Lemma 6.2,  $C_{1-\beta}(\mathcal{Q}_\beta) \leq \beta^{-1} \int_0^\beta v_{1-t}(\mathcal{Q}_\beta) dt$ . Split the above integral as

$$\int_0^\beta v_{1-t}(\mathcal{Q}_\beta) dt = \underbrace{\int_{\beta^\kappa}^\beta v_{1-t}(\mathcal{Q}_\beta) dt}_{(a)} + \underbrace{\int_0^{\beta^\kappa} v_{1-t}(\mathcal{Q}_\beta) dt}_{(b)}$$

Let's analyze **(a)** first. For this, we note that given  $\varepsilon > 0$ , under the proposition assumptions, there exists  $\beta_4$  such that for all  $\beta < \beta_4$ ,

$$\sup_{t \in [\beta^\kappa, \beta]} \frac{v_{1-t}(\mathcal{Q}_\beta)}{v_{1-t}(Q)} \leq (1 + \varepsilon).$$

Therefore, **(a)** above can be bounded for all  $\beta < \beta_0$  by  $(1 + \varepsilon) \int_0^\beta \Lambda_Q^\leftarrow(\log(1/t)) dt$ . As in the proof of the lower bound, the previous integral becomes

$$\frac{v_{1-\beta}(Q)}{\log^{1/\gamma}(1/\beta)} \Gamma\left(\frac{1}{\gamma} + 1, \log(1/\beta)\right) \sim \beta v_{1-\beta}(Q).$$

Then with  $v_{1-\beta}(Q) \sim C_{1-\beta}(Q)$ , for all  $\beta < \beta_0$ ,

$$\beta^{-1} \int_{\beta^\kappa}^\beta v_{1-t}(\mathcal{Q}_\beta) dt \leq (1 + \varepsilon) v_{1-\beta}(Q) \leq (1 + \varepsilon)^2 C_{1-\beta}(Q)$$

To handle **(b)**, note that under the assumptions of the proposition, for all  $\varepsilon > 0$ , there exists a  $\beta_5$  such that for all  $\beta < \beta_5$ ,  $v_{1-t}(\mathcal{Q}_\beta) \leq [v_{1-t}(Q)]^{1+\varepsilon}$  for all  $t < \beta^\kappa$ . Then, **(b)** can be upper bounded by

$$\int_0^{\beta^\kappa} (\log(1/t))^{1/\gamma+2\varepsilon} dt = \Gamma\left(\frac{1}{\gamma} + 2\varepsilon, \kappa \log(1/\beta)\right).$$

The incomplete gamma function above is asymptotically equivalent to  $\beta^\kappa [\log(1/\beta)]^{1/\gamma+2\varepsilon}$ . Putting this together with the bound in **(a)**, we have that

$$C_{1-\beta}(\mathcal{Q}_\beta) \leq (1 + \varepsilon)^2 C_{1-\beta}(Q) + \beta^{\kappa-1} [\log(1/\beta)]^{1/\gamma+2\varepsilon} \leq ((1 + \varepsilon)^2 + \varepsilon) C_{1-\beta}(Q).$$

Note that the latter bound above follows from Lemma 2.2 which implies that  $C_{1-\beta}(Q) = [\log(1/\beta)]^{1/\gamma+o(1)}$ . Since  $\varepsilon$  was arbitrary, this implies that

$$\limsup_{\beta \rightarrow 0} \frac{C_{1-\beta}(\mathcal{Q}_\beta)}{C_{1-\beta}(Q)} \leq 1.$$

Combining the upper bound above with (44) completes the proof of the result.  $\square$

**Proof of Lemma 5.1: Case i)  $\bar{F}_Q \in \text{RV}$ :** From Lemma 4.1,  $v_{1-t}(\mathcal{Q}_\beta) = v_{1-\beta_0}(Q)(t/\beta_0)^{-1/\gamma}$ . Since  $\beta_0 = \beta^c$  for some  $c \in (0, 1)$  and  $\bar{F}_Q \in \text{RV}(-\gamma)$ ,  $v_{1-\beta}(Q) = \beta_0^{1/\gamma+o(1)}$ . Now simplify the previous expression to  $\beta_0^{o(1)} t^{-1/\gamma}$ . This implies that for any  $\varepsilon > 0$ , there exists a  $\beta_1 > 0$  such that for all  $t < \beta_1$ ,  $v_{1-t}(\mathcal{Q}_\beta) \geq t^{-1/\gamma+\varepsilon}$ . Similarly, for all  $t < \beta_2$ , we have that  $v_{1-\beta}(Q) \leq t^{1/\gamma+\varepsilon}$ . Putting these two together,

$$\frac{\log v_{1-t}(\mathcal{Q}_\beta)}{\log v_{1-t}(Q)} \geq \frac{1 - \gamma\varepsilon}{1 + \gamma\varepsilon}.$$

Owing to the uniformity of the above display over  $t \leq \min\{\beta_1, \beta_2\}$ ,

$$\inf_{t \in (0, \beta]} \frac{\log v_{1-t}(\mathcal{Q}_\beta)}{\log v_{1-t}(Q)} \geq \frac{1 - \gamma\varepsilon}{1 + \gamma\varepsilon}, \quad \forall \beta < \min\{\beta_1, \beta_2\}.$$

Therefore,

$$\liminf_{\beta \rightarrow 0} \inf_{t \in (0, \beta]} \frac{\log v_{1-t}(\mathcal{Q}_\beta)}{\log v_{1-t}(Q)} \geq \frac{1 - \gamma\varepsilon}{1 + \gamma\varepsilon}.$$

Since  $\varepsilon > 0$  is arbitrary, the result is established for  $\bar{F}_Q \in \text{RV}$ .

**Case ii)  $\Lambda_Q \in \mathbf{RV}$ :** Recall that from Lemma A.2  $v_{1-t}(Q_\beta) = v_{1-\beta_0}(Q)(\log(t)/\log(\beta_0))^{1/\gamma}$ . Further, with  $\Lambda_Q^\leftarrow \in \mathbf{RV}(1/\gamma)$ , Theorem B.1.9, [21] shows that

$$\sup_{b \in [1, M]} \left| \frac{\Lambda_Q^\leftarrow(b \log(1/t))}{\Lambda_Q^\leftarrow(\log(1/t))} - b^{1/\gamma} \right| \rightarrow 0, \quad \text{as } t \rightarrow 0.$$

Hence, for any  $\kappa > 1$

$$\sup_{t \in [\beta^\kappa, \beta]} \left| \frac{\Lambda_Q^\leftarrow(\log(1/t))}{\Lambda_Q^\leftarrow(\log(1/\beta))} - \left( \frac{\log t}{\log \beta} \right)^{1/\gamma} \right| \rightarrow 0.$$

Fix  $\varepsilon > 0$ . Then, there exists a  $\beta_3 > 0$  such that for every  $\beta < \beta_3$ ,

$$\frac{\Lambda_Q^\leftarrow(\log(1/t))}{v_{1-\beta}(Q)} \leq (1 + \varepsilon) \left( \frac{\log t}{\log \beta} \right)^{1/\gamma} \quad \forall t \in (\beta^\kappa, \beta].$$

Therefore,

$$\frac{v_{1-t}(Q_\beta)}{\Lambda_Q^\leftarrow(\log(1/t))} \geq \frac{1}{(1 + \varepsilon)} v_{1-\beta_0}(Q) \left( \frac{\log(1/\beta)}{\log(1/\beta_0)} \right)^{1/\gamma}.$$

Set  $\log \beta_0 = c \log \beta$ , and note that there exists a  $\beta_4$  such that whenever  $\beta_0 < \beta_4$ ,  $v_{1-\beta}(Q) \geq (1 - \varepsilon)c^{-1/\gamma}v_{1-\beta_0}(Q)$ . Then for all  $t < \min\{\beta_3, \beta_4^{1/c}\}$ ,

$$\frac{v_{1-t}(Q_\beta)}{\Lambda_Q^\leftarrow(\log(1/t))} \geq \frac{1 - \varepsilon}{1 + \varepsilon}.$$

This implies that

$$\inf_{t \in [\beta^\kappa, \beta]} \frac{v_{1-t}(Q_\beta)}{v_{1-t}(Q)} \geq \frac{1 - \varepsilon}{1 + \varepsilon}, \quad \forall \beta < \min\{\beta_3, \beta_4^{1/c}\}.$$

Since  $\varepsilon$  is arbitrary,

$$\liminf_{\beta \rightarrow 0} \inf_{t \in [\beta^\kappa, \beta]} \frac{v_{1-t}(Q_\beta)}{v_{1-t}(Q)} \geq 1. \quad \square$$

**Proof of Theorem 5.1: i)** To complete the proof, it is only necessary to establish the upper bound in Proposition 5.1, since the corresponding lower bound has already been established in Lemma 5.1. As usual, we consider two cases:

**Case i)  $\bar{F}_Q \in \mathbf{RV}$ :** From Proposition A.2 the worst case tail-cdf in  $\mathcal{B}_\phi(Q_\beta)$  satisfies

$$\bar{F}_{\mathbf{wc}, \beta}(x) \sim \phi^\leftarrow \left( \frac{\delta}{\bar{F}_{Q_\beta}(x)} \right) \bar{F}_{Q_\beta}(x), \quad (45)$$

where the  $\sim$  above is to be understood as uniform convergence over  $x \in [v_{1-\beta_0}(Q), \infty)$  from Proposition A.2. Note that  $x_t = v_{1-t}(\mathcal{B}_\phi(Q_\beta)) \geq v_{1-t}(Q_\beta)$ . Consequently, both  $x_t \rightarrow \infty$  as  $t \rightarrow \infty$ , and  $x_t \geq v_{1-\beta_0}(Q)$  whenever  $t \in (0, \beta]$ . Substituting  $x = x_t$  in (45),

$$\frac{1}{t} \sim \frac{1}{\phi^\leftarrow(\delta/\bar{F}_{Q_\beta}(x_t)) \bar{F}_{Q_\beta}(x_t)} = w \left( \frac{1}{\bar{F}_{Q_\beta}(x_t)} \right)$$

uniformly over  $t \in (0, \beta]$ . Under (20),  $\phi(x) = \exp(g(x))$  where  $g \in \mathbf{RV}(p)$ . Consequently,  $\phi^\leftarrow = g^\leftarrow \circ \log \in \mathbf{RV}(0)$ . Therefore,  $w \in \mathbf{RV}(1)$ . Further note that since  $Q_\beta \in \mathcal{B}_\phi(Q_\beta)$ ,  $x_t \geq v_{1-t}(Q_\beta) \geq v_{1-\beta_0}(Q)$  whenever  $t \in (0, \beta]$ . It follows from (19) that  $\bar{F}_{Q_\beta}(x_t) = \beta_0 \left( \frac{x_t}{v_{1-\beta_0}(Q)} \right)^{-\gamma}$ .

Substituting these values in the above display,

$$w^{\leftarrow} \left( \frac{1}{t} \right) \sim \beta_0^{-1} \left( \frac{v_{1-\beta_0}(Q)}{x_t} \right)^{-\gamma}.$$

Upon re-arrangement,

$$x_t \sim \frac{v_{1-\beta_0}(Q)}{\beta_0^{-1/\gamma}} [w^{\leftarrow}(1/t)]^{1/\gamma} = t^{-1/\gamma+o(1)}.$$

To see the last part, note that by assumption,  $\beta_0^{1/\gamma} v_{1-\beta_0}(Q) = \beta_0^{o(1)} = t^{o(1)}$ . Now, for every  $\varepsilon > 0$ , there exists a  $\beta_1$  such that  $\forall t < \beta_1$   $v_{1-t}(Q) \geq t^{-1/\gamma+\varepsilon}$  and  $x_t \leq t^{-1/\gamma-\varepsilon}$ . Then whenever  $\beta < \beta_1$ ,

$$\sup_{t \in (0, \beta]} \frac{\log v_{1-t}(\mathcal{B}_\phi(Q_\beta))}{\log v_{1-t}(Q)} \leq \frac{1 + \gamma\varepsilon}{1 - \gamma\varepsilon}.$$

Since  $\varepsilon > 0$  was arbitrary, the above suggests that

$$\limsup_{\beta \rightarrow 0} \sup_{t \in (0, \beta]} \frac{\log v_{1-t}(\mathcal{B}_\phi(Q_\beta))}{\log v_{1-t}(Q)} \leq 1.$$

**Case ii)  $\Lambda_Q \in \text{RV}$ :** As in part (i),

$$\frac{1}{t} \sim \frac{1}{\phi^{\leftarrow}(\delta/\bar{F}_{Q_\beta}(x_t)) \bar{F}_{Q_\beta}(x_t)}.$$

Then,

$$\log(1/t) \sim \Lambda_{Q_\beta}(x_t) - \ln \phi^{\leftarrow}(\delta/\bar{F}_{Q_\beta}(x_t)). \quad (46)$$

Since  $\phi^{\leftarrow} \in \text{RV}(0)$ ,  $\phi^{\leftarrow}(\delta/\bar{F}_{Q_\beta}(x)) = (\delta/\bar{F}_{Q_\beta}(x))^{o(1)}$  uniformly over  $x \in [v_{1-\beta_0}(Q_{\beta_0}), \infty)$  as  $\beta \rightarrow 0$ . Then, (46) may be simplified as  $\log(1/t) \sim \Lambda_{Q_\beta}(x_t) - o(1) \log \bar{F}(x_t) \sim \Lambda_{Q_\beta}(x_t)$ . This implies that  $\Lambda_{Q_\beta}^{\leftarrow}(\log(1/t)) \sim x_t$ , or that  $v_{1-t}(Q_\beta) \sim x_t$ . Now, let us verify the upper bound in Proposition 5.1. Fix  $\kappa > 0$ , and note that the following hold uniformly over  $t \in [\beta^\kappa, \beta]$

$$\begin{aligned} \frac{v_{1-t}(\mathcal{B}_\phi(Q_\beta))}{v_{1-t}(Q)} &\sim \frac{v_{1-t}(Q_\beta)}{v_{1-t}(Q)} = \frac{v_{1-\beta_0}(Q)}{v_{1-t}(Q)} \left( \frac{\log(1/t)}{\log(1/\beta_0)} \right)^{1/\gamma} \\ &\sim \frac{\Lambda_Q^{\leftarrow}(\log(1/\beta_0))}{\Lambda_Q^{\leftarrow}(\log(1/t))} \left( \frac{\log(1/t)}{\log(1/\beta_0)} \right)^{1/\gamma} \\ &\sim \left( \frac{\log(1/t)}{\log(1/\beta_0)} \right)^{-1/\gamma} \left( \frac{\log(1/t)}{\log(1/\beta_0)} \right)^{1/\gamma} \end{aligned}$$

where the last statement follows since whenever  $t \in [\beta^\kappa, \beta]$ ,  $\log(1/t)/\log(1/\beta_0) \in [c, c\kappa]$ . This proves the first part of the upper bound in Proposition 5.1. For the second part, note that with  $x_t \sim v_{1-t}(Q_\beta)$  uniformly over  $t \in (0, \beta]$ ,

$$\sup_{t \in (0, \beta^\kappa]} \frac{\log v_{1-t}(\mathcal{B}_\phi(Q_\beta))}{\log v_{1-t}(Q)} \leq (1 + \varepsilon), \text{ since } v_{1-t}(Q) \geq (\log(1/t))^{1/\gamma-\varepsilon}$$

whenever  $\beta$  is small enough.  $\square$

**Proof of Lemma 5.2:** i) First let  $\bar{F} \in \text{RV}$ . Let  $U_1, \dots, U_n$  be i.i.d. random variables which are uniformly distributed in  $[0, 1]$ . Observe that  $Z_i = \bar{F}_Q^{\leftarrow}(U_i)$ , almost surely. Note that  $v_{1-\beta_0}(\hat{Q}^{(n)})$  is defined as the  $\lfloor n\beta_0 \rfloor$ th largest element of the collection  $\{Z_i\}_{i \leq n}$ . Since  $F_Q^{\leftarrow}(\cdot)$  is a decreasing



function on  $[0, 1]$ , this equals  $\bar{F}_Q^\leftarrow(U_{[n\beta_0]:n})$ , where  $U_{i:n}$  is the  $i$ th order statistic of  $\{U_i\}_{\leq n}$ . Since  $\beta_0 = n^{-\kappa}$ ,  $\beta_0 \rightarrow 0$  and  $\frac{n\beta_0}{\log \log n} \rightarrow \infty$  as  $n \rightarrow \infty$ . Applying [28], Theorem 3(III) yields

$$(\beta_0 U_{[n\beta_0]:n} - 1) \xrightarrow{a.s.} 0.$$

Utilizing the convergence above,

$$\frac{\bar{F}_Q^\leftarrow(U_{[n\beta_0]:n})}{\bar{F}_Q^\leftarrow(\beta_0)} = \frac{\bar{F}_Q^\leftarrow\left(\frac{1}{\beta_0}\beta_0 U_{[n\beta_0]:n}\right)}{\bar{F}_Q^\leftarrow(\beta_0)} = \frac{\bar{F}_Q^\leftarrow(\beta_0(1+o(1)))}{\bar{F}_Q^\leftarrow(\beta_0)} = (1+o(1))$$

where the last statement follows since  $U_Q(t) = \bar{F}(1/t)$  is regularly varying. Thus,

$$\frac{v_{1-\beta_0}(\hat{Q}^{(n)})}{U(1/\beta_0)} - 1 = o(1), \text{ almost surely.}$$

ii) Now suppose  $\Lambda_Q \in \text{RV}$ . Here, observe that  $Z_i = \Lambda_Q(\log(1/U_i))$ . Then once again, since  $\Lambda_Q^\leftarrow(1/t)$  is a decreasing function on  $t \in [0, 1]$ ,  $v_{1-t}(\hat{Q}^{(n)})$  equals  $\Lambda_Q^\leftarrow(-\log U_{[n\beta_0]:n})$ . Similar to the previous case, note that

$$\frac{\Lambda^\leftarrow(-\log U_{[n\beta_0]:n})}{\Lambda^\leftarrow(\log(1/\beta_0))} = \frac{\Lambda^\leftarrow\left(\frac{\log(1/U_{[n\beta_0]:n})}{\log(1/\beta_0)} \log(1/\beta_0)\right)}{\Lambda^\leftarrow(\log(1/\beta_0))} (1+o(1)).$$

Note that  $\Lambda^\leftarrow(y) = \bar{F}^\leftarrow(e^{-y}) = U(e^y)$ . Substituting  $y = \log(1/\beta_0)$ ,

$$\frac{v_{1-\beta_0}(\hat{Q}^{(n)})}{v_{1-\beta_0}(Q)} = (1+o(1)), \text{ almost surely}$$

thereby completing the proof.  $\square$

**Proof of Proposition 5.2:** Observe that one can write

$$\frac{1}{n} \sum_{i=1}^n \varphi^*\left(\frac{(Z_i - u)^+ - \eta}{\lambda}\right) \mathbf{1}(x \leq v_{1-\beta_0}(\hat{Q}^{(n)})) = \int \varphi^*\left(\frac{(x - u)^+ - \eta}{\lambda}\right) \mathbf{1}(x \leq v_{1-\beta_0}(\hat{Q}^{(n)})) d\hat{Q}^{(n)}(x).$$

Define the *deterministic* (since here  $\hat{Q}^{(n)}$  is fixed) and stochastic functions

$$f(u, \eta, \lambda) = E_{\hat{Q}_\beta^{(n)}} \left[ \varphi^*\left(\frac{(Z - u)^+ - \eta}{\lambda}\right) \right] \quad \text{and}$$

$$f_N(u, \eta, \lambda) = \int \varphi^*\left(\frac{(x - u)^+ - \eta}{\lambda}\right) \mathbf{1}(x \leq v_{1-\beta_0}(\hat{Q}^{(n)})) d\hat{Q}^{(n)}(x) + \frac{\beta_0}{N} \sum_{i=1}^N \varphi^*\left(\frac{(\tilde{Z}_i - u)^+ - \eta}{\lambda}\right).$$

Suppose in addition, that  $f_N \rightarrow f$  uniformly over  $(u, \eta, \lambda)$ . Then, applying [57] Proposition 5.2, it can be established that  $\hat{C}_{1-\beta}^N(\mathcal{B}_\phi(\hat{Q}_\beta^{(n)})) \rightarrow C_{1-\beta}(\mathcal{B}_\phi(\hat{Q}_\beta^{(n)}))$  almost surely as  $N \rightarrow \infty$ . The rest of the proof therefore focuses on proving  $f_N \rightarrow f$ , uniformly.

i) Recall the inverse transform method (see [6], Chapter 1): for a random variable  $Z$  with distribution  $P$ ,  $F_P^\leftarrow(U_t)$  has the distribution of  $(Z \mid Z \geq v_{1-t}(P))$  where  $F$  is the cdf of  $P$ , and  $U_t$  is uniformly distributed in  $[1-t, 1]$ . Note that for  $t \in [v_{1-\beta_0}(Q), \infty)$

$$G_\beta(t) = \begin{cases} 1 - \beta_0 \left(\frac{t}{v_{1-\beta_0}(Q)}\right)^{-\gamma} & \text{if } \bar{F}_Q \in \text{RV}(\gamma) \\ 1 - \exp\left(\log(\beta_0) \left(\frac{t}{v_{1-\beta_0}(Q)}\right)^\gamma\right) & \text{if } \Lambda_Q \in \text{RV}(\gamma), \end{cases}$$

Thus whenever  $y \in [1 - \beta_0, 1]$ ,

$$[G_\beta]^\leftarrow(y) = \begin{cases} v_{1-\beta_0}(Q) \left(\frac{1-y}{\beta_0}\right)^{1/\gamma} & \text{if } \bar{F}_Q \in \text{RV}(\gamma) \\ v_{1-\beta_0}(Q) \left(\frac{\log(1-y)}{\log(\beta_0)}\right)^{1/\gamma} & \text{if } \Lambda_Q \in \text{RV}(\gamma). \end{cases}$$

Hence, by construction,  $\tilde{Z} = [\hat{G}_{\beta_0}^{(n)}]^\leftarrow(U_{\beta_0})$ . Therefore,  $\tilde{Z}_i$  are i.i.d. draws from the distribution of  $(X_\beta \mid X_\beta \geq v_{1-\beta_0}(\hat{Q}_\beta^{(n)}))$  where  $X_\beta$  has a cdf  $\hat{G}_{\beta_0}^{(n)}$ .

ii) Now, the expected value of  $\hat{f}_N(u, \eta, \lambda)$  equals  $E_{\hat{Q}^{(n)}}[\phi^*(\lambda^{-1}(Z - u)^+ - \eta); Z \leq v_{1-\beta_0}(\hat{Q}^{(n)})]$  plus

$$\beta_0 E \left[ \phi^* \left( \frac{(X_\beta - u)^+ + \eta}{\lambda} \right) \mid X_\beta \geq v_{1-\beta_0}(\hat{Q}^{(n)}) \right] = \int_{x \geq v_{1-\beta_0}(\hat{Q}^{(n)})} \phi^* \left( \frac{(x - u)^+ + \eta}{\lambda} \right) d\hat{G}_\beta^{(n)}(x),$$

where the second statement follows since by definition  $\hat{G}_\beta(v_{1-\beta_0}(\hat{Q}^{(n)})) = 1 - \beta_0$ . Putting both the above together suggests that the expected value of  $f_N(u, \eta, \lambda)$  equals  $f(u, \eta, \lambda)$ . Applying the law of large numbers,  $f_N \rightarrow f$  point-wise in  $(u, \eta, \lambda)$ .

iii) Finally, note that since the function  $\ell(z, u) = (z - u)^+$  is convex in  $u$  for all  $z$ , and  $\phi$  is convex,  $f_N(\cdot)$  is jointly convex in  $(u, \eta, \lambda)$ . Further  $f(\cdot)$  is continuous and its domain has a non-empty interior. Coupled together with the point-wise convergence from step (ii), [57] Theorem 9.61 implies that  $f_N \rightarrow f$  uniformly over  $(u, \eta, \lambda)$ .  $\square$

In order to prove the consistency result in Theorem 5.2, the following stochastic versions of Propositions A.1 and 5.1 are required:

**Lemma A.4.** *Let the conditions of Proposition A.1 hold, and let  $Q_\beta$  be given by (18). Then*

$$\sup_{x \geq v_{1-\beta_0}(\hat{Q}^{(n)})} \left| \frac{\bar{F}_{\text{wc},n}(x)}{\phi^\leftarrow \left( \frac{\delta}{\bar{F}_{\hat{Q}_\beta^{(n)}}(x)} \right) \bar{F}_{\hat{Q}_\beta^{(n)}}(x)} - 1 \right| = o(1) \quad (47)$$

almost surely, where  $\bar{F}_{\text{wc},n}(x) = \sup\{\bar{F}_P(x) : P \in \mathcal{B}_\phi(\hat{Q}_\beta^{(n)})\}$  is the worst-case cdf.

**Lemma A.5.** *In the setup of Theorem 5.2 the following hold almost surely as  $n \rightarrow \infty$ :*

(i) *If  $\bar{F}_Q \in \text{RV}$ , then*

$$\inf_{t \in (0, \beta]} \frac{\log v_{1-t}(\hat{Q}_\beta^{(n)})}{\log v_{1-t}(Q)} = 1 + o(1) \quad \text{and} \quad \sup_{t \in (0, \beta]} \frac{\log v_{1-t}(\mathcal{B}_\phi(\hat{Q}_\beta^{(n)}))}{\log v_{1-t}(Q)} = 1 + o(1).$$

(ii) *If instead  $\Lambda_Q \in \text{RV}$ , then for any  $\kappa > 0$*

$$\inf_{t \in (\beta^\kappa, \beta]} \frac{v_{1-t}(\hat{Q}_\beta^{(n)})}{v_{1-t}(Q)} = 1 + o(1) \quad \text{and} \quad \sup_{t \in (\beta^\kappa, \beta]} \frac{v_{1-t}(\mathcal{B}_\phi(\hat{Q}_\beta^{(n)}))}{v_{1-t}(Q)} = 1 + o(1).$$

Further, the second stochastic bound in part (i) above holds over  $t \in (0, \beta^\kappa]$ .

**Proof of Theorem 5.2:** Let  $\Omega_0$  be the set on which the convergence in Lemma A.5 occurs. For every  $\omega \in \Omega_0$ , Proposition 5.1 implies that the ambiguity sets  $\mathcal{Q}_\beta = \mathcal{B}_\phi(\hat{Q}_\beta^{(n)})$  are strongly (weakly)  $Q$ -rate preserving. Since  $\mathbb{P}(\Omega_0) = 1$ , the proof of the theorem is complete.  $\square$

**A.4. Proofs from Section 6 and 7. Proof of Lemma 6.1:** The first part of the lemma is already established in [65], Example 3. For the second, suppose that  $\Lambda_P \in \text{RV}$ . Then,

$$\begin{aligned} \rho_{g,1-\beta}(P) &= k\beta^{-k} \int_0^\beta t^{k-1} v_{1-t}(P) dp = k\beta^{-k} \int_0^\beta t^{k-1} \Lambda_P^\leftarrow(\log(1/t)) dp \\ &= k\beta^{-k} \int_{\log(1/\beta)}^\infty e^{-kp} \Lambda^\leftarrow(p) dp, \quad \text{setting } \log(1/t) = p \\ &= \Lambda^\leftarrow(\log(1/\beta)) \underbrace{k\beta^{-k} \int_{\log(1/\beta)}^{M \log(1/\beta)} \frac{\Lambda^\leftarrow(p)}{\Lambda^\leftarrow(\log(1/\beta))} e^{-kt} dt}_{(a)} + \underbrace{k\beta^{-k} \int_{M \log(1/\beta)}^\infty \Lambda^\leftarrow(p) e^{-kt} dt}_{(b)}. \end{aligned} \quad (48)$$

Note that using [21], Proposition B.1.4, uniformly over  $p \in [\log(1/\beta), M \log(1/\beta)]$ ,  $\Lambda^\leftarrow(p) \sim (p/\log(1/\beta))^{1/\gamma} \Lambda^\leftarrow(p)$ . This implies that the integral in (a) is asymptotically

$$k \int_{\log(1/\beta)}^{M \log(1/\beta)} p^{1/\gamma} e^{-kp} dp = k^{-1/\gamma} \left[ \Gamma\left(\frac{1}{\gamma} + 1, k \log(1/\beta)\right) - \Gamma\left(\frac{1}{\gamma} + 1, ck \log(1/\beta)\right) \right]$$

where  $\Gamma(s, x) = \int_x^\infty t^{s-1} e^{-t} dt$ . Since  $\Gamma(s, x) \sim x^{s-1} e^{-x}$  as  $x \rightarrow \infty$ , for any  $c > 0$ ,

$$\Gamma\left(\frac{1}{\gamma} + 1, Mk \log(1/\beta)\right) \sim M^{1/\gamma} k^{1/\gamma} \log^{1/\gamma}(1/\beta) e^{-k \log(1/\beta)} = (Mk)^{1/\gamma} \beta^{Mk} \log^{1/\gamma}(1/\beta).$$

This implies that  $\Gamma\left(\frac{1}{\gamma} + 1, Mk \log(1/\beta)\right) = o\left(\Gamma\left(\frac{1}{\gamma} + 1, k \log(1/\beta)\right)\right)$ . Use this observation in (48) to bound (a) as  $\Lambda_P^\leftarrow(\log(1/\beta))(1 + o(1))$ . Since  $\Lambda^\leftarrow \in \text{RV}(1/\gamma)$ , for all small enough  $\beta$ , (b) is upper bounded by

$$\begin{aligned} \int_{M \log(1/\beta)}^\infty p^{1/\gamma+\varepsilon} e^{-kp} dt &\leq \Gamma\left(\frac{1}{\gamma} + \varepsilon, M \log(1/\beta)\right) \sim [M \log(1/\beta)]^{1/\gamma+\varepsilon} \beta^{-M(1/\gamma+\varepsilon)} \\ &= o(\Lambda_P^\leftarrow(\log(1/\beta))) \quad (\text{since } M > 1 \text{ and } \varepsilon > 0 \text{ is arbitrary}). \end{aligned}$$

Then,  $\rho_{g,1-\beta}(P) \sim \Lambda_P^\leftarrow(\log(1/\beta))$ .  $\square$

**Proof of Proposition 6.1:** Note that  $g_\beta(x) = \mathbf{1}(x > v_{1-\beta}(P_0)) + g(x/\beta) \mathbf{1}(x \geq v_{1-\beta}(P_0))$ . Therefore, with  $g(x) = x^k$ ,  $g'_\beta(x) = k\beta^{-k} x^{k-1} \mathbf{1}(x \geq v_{1-\beta}(P_0))$ . Consequently,

$$\begin{aligned} \|g'\|_q &= k\beta^{-k} \left( \int_0^\beta t^{q(k-1)} dt \right)^{1/q} = \frac{k}{(k-1)q+1} \beta^{\frac{(k-1)q+1}{q}-k} \\ &= \frac{k}{(k-1)q+1} \beta^{-1+1/q} = C_0 \beta^{-1/p}, \end{aligned}$$

where the last equality follows since  $1/p + 1/q = 1$ . Therefore, for an appropriate  $C_1 > 0$

$$\rho_{g,1-\beta}(\mathcal{W}_{p,\delta}) = \rho_{g,1-\beta}(P_0) + C_1 \beta^{-1/p}.$$

First suppose that  $\bar{F}_{P_0} \in \text{RV}$ . Then, from Lemma 6.1,  $\rho_{g,1-\beta}(P_0) = \beta^{-1/\gamma+o(1)}$ . Therefore,

$$\lim_{\beta \rightarrow 0} \frac{\log \rho_{g,1-\beta}(\mathcal{W}_{p,\delta})}{\log \rho_g(P_0)} = \frac{\gamma}{p},$$

and the first statement of the proposition follows. Next, suppose that  $\Lambda_{P_0} \in \text{RV}$ . Then,  $\rho_{g,1-\beta}(P_0) = \log^{1/\gamma+o(1)}(1/\beta)$ , and the second statement follows.  $\square$

**Proof of Proposition 6.2: i)** From Proposition 4.1, whenever  $\bar{F}_Q \in \text{RV}(-\gamma)$  for any  $\varepsilon > 0$ , there exists a distribution  $P_1 \in \mathcal{B}_\phi(Q)$  with  $\bar{F}_{P_1} \in \text{RV}(-\gamma' - \varepsilon)$  where  $\gamma' = \frac{p-1}{p}\gamma$ . Then,

$$\rho_{g,1-\beta}(\mathcal{B}_\phi(Q)) \geq \rho_{g,1-\beta}(P_1) = \left(\frac{1}{\beta}\right)^{1/\gamma' - \varepsilon + o(1)}.$$

Combining the above display with Lemma 6.1 implies that

$$\liminf \beta \rightarrow 0 \frac{\log \rho_{g,1-\beta}(\mathcal{B}_\phi(Q))}{\rho_{g,1-\beta}(Q)} \geq \frac{p}{p-1}.$$

Note that with  $\bar{F}_Q \in \text{RV}(\gamma)$  and  $\phi \in \text{RV}(p)$ , the proof of Theorem 4.1 implies that  $v_{1-\beta}(\mathcal{B}_\phi(Q)) = (1/\beta)^{1/\gamma' + o(1)}$ . Then, the upper bound (27) reduces to

$$\rho_{g,1-\beta}(\mathcal{B}_\phi(P_0)) \leq k\beta^{-k} \int_0^\beta (1/t)^{1/\gamma' + o(1)} t^{k-1} dt.$$

As before, changing variable and applying Karamata's theorem shows that the right hand side above is asymptotically similar to  $\frac{k\gamma'}{k\gamma' - 1} v_{1-\beta}(\mathcal{B}_\phi(Q))$ . Now,

$$\limsup_{\beta \rightarrow 0} \frac{\log \rho_{g,1-\beta}(\mathcal{B}_\phi(Q))}{\rho_{g,1-\beta}(Q)} \leq \frac{p}{p-1}.$$

Combining the above with the lower bound completes the proof in case  $\bar{F}_Q \in \text{RV}$ .  $\square$

**ii)** Next, suppose that  $\Lambda_Q \in \text{RV}$ . Then, note the following bounds:

$$\begin{aligned} \rho_{g,1-\beta}(\mathcal{B}_\phi(Q)) &\geq \rho_{g,1-\beta}(\tilde{P}) \geq (1-\varepsilon) v_{1-\beta}(\tilde{P}) \\ &\geq (1-\varepsilon) \left( \left( \frac{p}{p-1} \right)^{1/\gamma} - \varepsilon \right) v_{1-\beta}(Q) \quad \text{choosing } \tilde{P} \text{ to satisfy Proposition 4.1(iii)} \\ &\geq (1-\varepsilon) \left( \left( \frac{p}{p-1} \right)^{1/\gamma} - \varepsilon \right) \rho_{g,1-\beta}(Q), \end{aligned}$$

where the first and last steps above are obtained using Lemma 6.1. Since  $\varepsilon > 0$  above is arbitrary,

$$\liminf_{\beta \rightarrow 0} \frac{C_{1-\beta}(\mathcal{B}_\phi(Q))}{C_{1-\beta}(Q)} \geq \left( \frac{p}{p-1} \right)^{1/\gamma}.$$

To prove the matching upper bound, we turn back to (27). First recall that

$$v_{1-\beta}(\mathcal{B}_\phi(Q)) \sim \left( \frac{p}{p-1} \right)^{1/\gamma} v_{1-\beta}(Q)$$

Consequently, one has the following upper bound for all sufficiently small  $\beta$ :

$$\rho_{1-\beta}(\mathcal{B}_\phi(Q)) \leq (1 + \varepsilon) \left( \frac{p}{p-1} \right)^{1/\gamma} \beta^{-k} \int_0^\beta t^{k-1} v_{1-t}(Q) dt$$

The integral in the right hand side above equals  $\rho_{g,1-\beta}(Q)$ . Therefore,

$$\limsup_{\beta \rightarrow 0} \frac{\rho_{g,1-\beta}(\mathcal{B}_\phi(Q))}{\rho_{g,1-\beta}(Q)} \leq \left( \frac{p}{p-1} \right)^{1/\gamma}$$

Combining this with the upper bound above concludes the proof  $\square$

**Proof of Theorem 6.1:** We will demonstrate that the conditions of Proposition 5.1 are sufficient for the required conclusions. Recall that in the proofs of Lemma 5.1 and Theorem 5.1, we have already shown  $\mathcal{B}_\phi(Q_\beta)$  satisfies the conditions of Proposition 5.1. We demonstrate the proof only for the case where  $\bar{F}_Q \in \text{RV}$ . The proof of the result when  $\Lambda_Q \in \text{RV}$  follows using steps similar to ones used in Theorem 5.1, and is therefore skipped.

**i) Lower Bound:** Note that given any  $\varepsilon > 0$ ,

$$\liminf_{\beta \rightarrow 0} \inf_{t \in (0, \beta]} \frac{\log v_{1-t}(Q_\beta)}{\log v_{1-t}(Q)} \geq 1 \implies \inf_{t \in (0, \beta]} \frac{\log v_{1-t}(Q_\beta)}{\log v_{1-t}(Q)} \geq 1 - \varepsilon, \quad \forall \beta < \beta_1.$$

Conclude now, that whenever  $\beta < \beta_1$ , uniformly over  $t \in (0, \beta]$ ,  $v_{1-t}(Q_\beta) \geq [v_{1-t}(Q)]^{1-\varepsilon}$ . Now,

$$\rho_{g,1-\beta}(\mathcal{B}_\phi(Q_\beta)) \geq \beta^{-k} \int_0^\beta v_{1-t}(Q_\beta) dt \geq \beta^{-k} \int_0^\beta [v_{1-t}(Q)]^{1-\varepsilon} dt.$$

Change variables as  $1/t = r$  in the integral above to obtain that

$$\rho_{g,1-\beta}(\mathcal{B}_\phi(Q_\beta)) \geq k\beta^{-k} \int_{1/\beta}^\infty r^{-(k+1)} [v_{1-1/r}(Q)]^{1-\varepsilon} dr.$$

Recall that  $v_{1-1/r}(Q) \in \text{RV}(1/\gamma)$ . Then,  $t^{-(k+1)} [v_{1-1/t}(Q)]^{1-\varepsilon}$  is regularly varying with tail index  $1/\gamma - k - 1 - \varepsilon$ . With  $1/\gamma - k < 0$ , use Karamata's theorem to infer that

$$k\beta^{-k} \int_{1/\beta}^\infty r^{-(k+1)} [v_{1-1/r}(Q)]^{1-\varepsilon} dr \sim \frac{k}{k - 1/\gamma - \varepsilon} [v_{1-t}(Q)]^{1-\varepsilon}.$$

Apply Lemma 6.1 to note that for  $\varepsilon > 0$ , there exists a  $\beta_2$  such that for all  $\beta < \beta_2$ ,

$$\rho_{g,1-\beta}(\mathcal{B}_\phi(Q_\beta)) \geq [\rho_{g,1-\beta}(Q)]^{1-\varepsilon}.$$

Then, with  $\varepsilon$  being arbitrary

$$\liminf_{\beta \rightarrow 0} \frac{\log \rho_{g,1-\beta}(\mathcal{B}_\phi(Q_\beta))}{\log \rho_{g,1-\beta}(Q)} \geq 1.$$

**ii) Upper Bound:** Recall that

$$\rho_{g,1-\beta}(\mathcal{B}_\phi(Q_\beta)) \leq \beta^{-k} \int_0^\beta t^{(k-1)} v_{1-t}(\mathcal{B}_\phi(Q_\beta)) dt.$$

Note that given any  $\varepsilon > 0$ ,

$$\limsup_{\beta \rightarrow 0} \sup_{t \in (0, \beta]} \frac{\log v_{1-t}(Q_\beta)}{\log v_{1-t}(Q)} \geq 1 \implies \sup_{t \in (0, \beta]} \frac{\log v_{1-t}(Q_\beta)}{\log v_{1-t}(Q)} \geq 1 + \varepsilon, \quad \forall \beta < \beta_3.$$

Now

$$\rho_{g,1-\beta}(\mathcal{B}_\phi(Q_\beta)) \leq k\beta^{-k} \int_{1/\beta}^{\infty} r^{-(k+1)} [v_{1-1/r}(Q)]^{1+\varepsilon} dr$$

Then,  $t^{-(k+1)}[v_{1-1/t}(Q)]^{1+\varepsilon}$  is regularly varying with tail index  $1/\gamma - k - 1 + \varepsilon < -1$ . Repeating the steps from part i), note that then, for all sufficiently small  $\beta$ ,

$$\rho_{g,1-\beta}(\mathcal{B}_\phi(Q_\beta)) \leq [\rho_{g,1-\beta}(Q)]^{1+\varepsilon} \implies \limsup_{\beta \rightarrow 0} \frac{\log \rho_{g,1-\beta}(\mathcal{B}_\phi(Q_\beta))}{\log \rho_{g,1-\beta}(Q)} \leq 1. \quad \square$$

**Proof of Proposition 7.1:** Let Assumption 5 hold. Then, an application of Theorem 3 of [54] followed by Theorem 5.3 of [52], implies that for any set  $A$  which does not contain the origin,  $nQ_0(a(n)A) \rightarrow \nu(A)$ . Note that given  $t \in \mathbb{R}$ , by definition  $\bar{F}_Q(t) = Q_0(L(\xi) \geq t)$ . The following sequence of asymptotic bounds are obtained:

$$\begin{aligned} a^{\leftarrow}(t^{1/\rho})Q_0(L(\xi) \geq t) &= a^{\leftarrow}(t^{1/\rho})Q(L(\xi/t^{1/\rho}) \geq 1) \\ &= a^{\leftarrow}(t^{1/\rho})Q(\xi/t^{1/\rho} \in A) \rightarrow \nu(A). \end{aligned}$$

Note that if the function  $a \in \text{RV}(1/\gamma)$ , then  $a^{\leftarrow} \in \text{RV}(\gamma)$ . This suggests that  $\bar{F}_Q(t) \sim [a^{\leftarrow}(t)]\nu(A)$  or  $\bar{F}_Q \in \text{RV}(-\gamma/\rho)$ .  $\square$

## APPENDIX B. PROOFS OF TECHNICAL LEMMAS

**Proof of Lemmas A.1 and A.2:** Note that the tail cdf of  $Q_\beta$  is given by

$$\bar{F}_{Q_\beta}(x) = \bar{F}_Q(x)\mathbf{1}(x \leq v_{1-\beta_0}(x)) + G_\beta(x)\mathbf{1}(x > v_{1-\beta_0}(x)).$$

Fix  $t < \beta_0$  above, and note that by construction,  $v_{1-t}(Q_\beta) = G_\beta^{\leftarrow}(t)$ . With  $\log \beta \sim c \log \beta$  for  $c < 1$ , one has that Recall that

$$G_{\beta_0}(x) = \begin{cases} \beta_0 \left( \frac{x}{v_{1-\beta_0}(Q)} \right)^{-\gamma} & \text{if } \bar{F}_Q \in \text{RV}(\gamma) \\ \exp \left( \log(\beta_0) \left( \frac{x}{v_{1-\beta_0}(Q)} \right)^\gamma \right) & \text{if } \Lambda_Q \in \text{RV}(\gamma) \end{cases}$$

Taking the inverse of the above expression completes the proof.  $\square$

**Proof of Lemma A.3:** The proof is standard when  $\bar{F}_Q \in \text{RV}$  using the consistency of Hill estimator (see [21]). For the case where  $\Lambda_Q \in \text{RV}$ , note with  $\beta_i$ ,  $i \in \{0, 1\}$  being intermediate quantiles, the conclusion of Lemma 5.2 apply. Therefore,

$$\begin{aligned} \log \left( \frac{Z_{[n\beta_0(n)]:n}}{Z_{[n\beta_1(n)]:n}} \right) &= \log \left( \frac{v_{1-\beta_0}(Q)}{v_{1-\beta_1}(Q)} (1 + o_p(1)) \right) \\ &= (1 + o_p(1)) \log \left( \frac{\log^{1/\gamma}(1/\beta_0) L_0(\log(1/\beta_0))}{\log^{1/\gamma}(1/\beta_1) L_0(\log(1/\beta_1))} \right) \quad \text{since } \Lambda_Q \in \text{RV} \\ &= (1 + o_p(1)) \log \left( \frac{1}{\kappa^{1/\gamma}} \right). \end{aligned}$$

Here the last step is because  $L_0 \in \text{RV}(0)$ . Rearranging the last line above  $\hat{\gamma}_n = \gamma(1 + o_p(1))$  which proves the lemma.  $\square$

**Proof of Proposition A.2:** Note that from [13], Corollary 1, the following must hold true

$$\begin{aligned}\delta &= (1 - \bar{F}_{Q_\beta}(x))\phi\left(\frac{1 - s_\beta(x)\bar{F}_{Q_\beta}(x)}{1 - \bar{F}_{Q_\beta}(x)}\right) + \bar{F}_{Q_\beta}(x)\phi(s_\beta(x)) \\ \bar{F}_{\mathbf{w}\mathbf{c},\beta} &= s_\beta(x)\bar{F}_{Q_\beta}(x)\end{aligned}\tag{49}$$

Recall that  $\phi(1) = \phi'(1) = 0$ . Expanding the first equation of (49) about  $y = 1$  using a Taylor series and simplifying yields

$$\frac{\delta}{\bar{F}_{Q_\beta}(x)} = \underbrace{\frac{\phi''(r_\beta(x))}{2}\bar{F}_{Q_\beta}(x)(s_\beta(x) - 1)\left(1 - \frac{1}{s_\beta(x)}\right)}_{(a)} + \phi(s_\beta(x)),\tag{50}$$

where  $r_\beta(x) \in (1 - s_\beta(x)\bar{F}_{Q_\beta}(x), 1)$ . Note two points: first, from (19) in the region  $x \geq v_{1-\beta}(Q)$ ,  $\bar{F}_{Q_\beta}(x) \leq \beta_0^{1+o(1)}$ . As a consequence,  $\inf_{x \geq v_{1-\beta_0}(Q)} s_\beta(x) \rightarrow \infty$  as  $\beta \rightarrow 0$ , since other, for otherwise right hand side of (50) will become infinite, but the left hand side will remain finite as  $\beta \rightarrow 0$ . For a similar reason, since  $\phi(x)/x \rightarrow \infty$ , dividing both sides of (50) by  $s_\beta(x)$ , we have that  $\sup_{x \geq v_{1-\beta_0}(Q)} \bar{F}_{Q_\beta}(x)s_\beta(x) \rightarrow 0$  as  $\beta \rightarrow 0$ . Putting these two facts together, the term labeled (a) in (50) can be made arbitrarily small, uniformly over  $x \geq v_{1-\beta}(Q)$  as  $\beta \rightarrow 0$ . Thus,

$$\frac{\delta}{\bar{F}_{Q_\beta}(x)} \sim \phi(s_\beta(x)) \implies s_\beta(x) \sim \phi^{\leftarrow}\left(\frac{\delta}{\bar{F}_{Q_\beta}(x)}\right)$$

where once again  $\sim$  is to be read in the context of Proposition A.2. This further implies that  $F_{\mathbf{w}\mathbf{c},\beta}(x) \sim \bar{F}_{Q_\beta}(x)\phi^{\leftarrow}(\delta/\bar{F}_{Q_\beta}(x))$ , thereby establishing Proposition A.2.  $\square$

**Proof of Lemma A.4:** From Lemma 5.2,  $v_{1-\beta_0}(\hat{Q}^{(n)}) = v_{1-\beta_0}(Q)(1 + o(1))$  on a set  $\Omega_0$  whose probability is 1. In particular with probability 1,  $v_{1-\beta_0}(\hat{Q}^{(n)}) \rightarrow \infty$ . Applying the proof of Proposition A.2 point-wise on  $\Omega_0$  shows that for every  $\omega \in \Omega_0$ ,

$$\sup_{x \geq v_{1-\beta_0}(\hat{Q}^{(n)})} \left| \frac{\bar{F}_{\mathbf{w}\mathbf{c},n}(x)}{\phi^{\leftarrow}\left(\frac{\delta}{\bar{F}_{\hat{Q}_\beta^{(n)}}(x)}\right)\bar{F}_{\hat{Q}_\beta^{(n)}}(x)} - 1 \right| = o(1),\tag{51}$$

which establishes the conclusion of the lemma.  $\square$

**Proof of Lemma A.5: Case i)  $\bar{F}_Q \in \text{RV}$ : i) Lower Bound:** Let  $\Omega_1$  be the set on which  $\hat{\gamma}_n \rightarrow \gamma$ . Note that for  $\omega \in \Omega_1$ , for all  $x \geq v_{1-\beta_0}(\hat{Q}^{(n)})$ ,

$$\bar{F}_{\hat{Q}_\beta^{(n)}}(x) = \beta_0 \left( \frac{x}{v_{1-\beta_0}(Q)(1 + o(1))} \right)^{\gamma + o(1)}.$$

For  $t \in (0, \beta]$ , set  $x = v_{1-t}(\hat{Q}_\beta^{(n)})$ . Simplify the above equation to

$$v_{1-t}(\hat{Q}_\beta^{(n)}) = \left( \frac{t}{\beta_0} \right)^{1/\gamma + o(1)} v_{1-\beta_0}(Q)(1 + o(1))$$



Now, proceeding as in the proof of Lemma 5.1 shows that for every  $\omega \in \Omega_1$  (which has a probability 1),

$$\inf_{t \in (0, \beta]} \frac{\log v_{1-t}(\hat{Q}_\beta^{(n)})}{\log v_{1-t}(Q)} = 1 + o(1).$$

**i) Upper Bound:** Set  $\Omega' = \Omega_0 \cap \Omega_1$ . Then, for every  $\omega \in \Omega'$ ,

$$\bar{F}_{\mathbf{w}c,n}(x) \sim \phi^{\leftarrow} \left( \frac{\delta}{\bar{F}_{\hat{Q}_\beta^{(n)}}(x)} \right) \bar{F}_{\hat{Q}_\beta^{(n)}}(x)$$

uniformly over  $x \geq v_{1-\beta_0}(\hat{Q}_\beta^{(n)})$ . Set  $x_t = v_{1-t}(\mathcal{B}_\phi(\hat{Q}_\beta^{(n)}))$  and note that whenever  $t \in (0, \beta]$ ,  $v_{1-t}(\hat{Q}_\beta^{(n)}) \geq v_{1-\beta_0}(\hat{Q}_\beta^{(n)}) = v_{1-\beta_0}(\hat{Q}_\beta^{(n)})$ . Thus,  $x_t \geq v_{1-\beta_0}(\hat{Q}_\beta^{(n)})$ . Then, uniformly over  $t \in (0, \beta]$ ,

$$\frac{1}{t} \sim w \left( \frac{1}{\bar{F}_{\hat{Q}_\beta^{(n)}}(x_t)} \right), \text{ where } w(x) = \frac{1}{x\phi^{\leftarrow}(\delta/x)}.$$

With  $\hat{\gamma}_n = \gamma + o(1)$  on  $\Omega'$ , re-arranging the above and substituting the value of  $\bar{F}_{\hat{Q}_\beta^{(n)}}$  yields that

$$w^{\leftarrow} \left( \frac{1}{t} \right) \sim \beta_0^{-1} \left( \frac{v_{1-\beta_0}(Q)}{x_t} \right)^{-\gamma+o(1)} \implies x_t \sim \frac{v_{1-\beta_0}(Q)}{\beta_0^{-1/\gamma+o(1)}} [w^{\leftarrow}(1/t)]^{1/\gamma+o(1)} = t^{-1/\gamma+o(1)}.$$

This suggests that

$$\sup_{t \in (0, \beta]} \frac{\log v_{1-t}(\mathcal{B}_\phi(\hat{Q}_\beta^{(n)}))}{\log v_{1-t}(Q)} = 1 + o(1).$$

This completes the proof in the case where  $\bar{F}_Q \in \mathbf{RV}$ .

**Case ii)  $\Lambda_Q \in \mathbf{RV}$ : i) Lower Bound:** On the set  $\Omega_0$ ,  $v_{1-\beta_0}(\hat{Q}_\beta^{(n)}) = v_{1-\beta_0}(Q_\beta)$ . Therefore, repeating the calculations in the proof of Case ii) of Lemma 5.1, for any  $\kappa > 1$ , uniformly over  $t \in [\beta^\kappa, \beta]$

$$\begin{aligned} v_{1-t}(\hat{Q}_\beta^{(n)}) &= v_{1-\beta_0}(Q_\beta)(1 + o(1)) \\ &= v_{1-t}(Q) \left( \frac{\log(1/t)}{\log(1/\beta_0)} \right)^{1/\gamma} (1 + o(1)) \\ &= v_{1-t}(Q)(1 + o(1)) \end{aligned}$$

where the last statement follows from the regular variation of  $\Lambda_Q^{\leftarrow}$ . This proves the lower bound.

**ii) Upper Bound:** Following the proof of Case ii) from Theorem 5.1, observe that on the set  $\Omega_0$  where the uniform convergence (51) occurs, one has that  $\log(1/t) = \Lambda_{\hat{Q}_\beta^{(n)}}(x_t)(1 + o(1))$  uniformly over  $t \in (0, \beta]$  where recall that  $x_t = v_{1-t}(\mathcal{B}_\phi(\hat{Q}_\beta^{(n)}))$  is the worst case VaR. Then, proceeding as in that case,  $v_{1-t}(\hat{Q}_\beta^{(n)}) \sim x_t$ . Further on  $\Omega_0$ , from the previous part,  $v_{1-t}(\hat{Q}_\beta^{(n)}) =$

$v_{1-t}(Q_\beta)(1 + o(1))$ . Putting these two together, on  $\Omega'$ , we get

$$\begin{aligned} \sup_{t \in [\beta^\kappa, \beta]} \frac{v_{1-t}(\mathcal{B}_\phi(\hat{Q}_\beta^{(n)}))}{v_{1-t}(Q)} &\sim \sup_{t \in [\beta^\kappa, \beta]} \frac{\Lambda_{Q_\beta^{(n)}}^\leftarrow(\log(1/t))}{\Lambda_Q^\leftarrow(\log(1/t))} (1 + o(1)) \\ &\sim \sup_{t \in [\beta^\kappa, \beta]} \frac{\Lambda_{Q_\beta}(\log(1/t))}{\Lambda_Q^\leftarrow(\log(1/t))} \quad \text{since } v_{1-t}(\hat{Q}_\beta^{(n)}) = v_{1-t}(Q_\beta) \\ &= (1 + o(1)) \end{aligned}$$

where the last bound follows from the proof of Theorem 5.1. The second statement follows because  $v_{1-\beta}(Q) = [\log(1/\beta)]^{1/\gamma+o(1)}$  and on the set  $\Omega'$ , with  $\hat{\gamma} = \gamma + o(1)$

$$v_{1-t}(\hat{Q}_\beta^{(n)}) = v_{1-\beta_0} \left( \frac{\log(1/t)}{\log(1/\beta_0)} \right)^{1/\gamma+o(1)}.$$

Noting that the above bound is uniform over  $t \in (0, \beta]$ , taking logs and simplifying

$$\sup_{t \in (0, \beta^\kappa]} \frac{\log v_{1-t}(\hat{Q}_\beta^{(n)})}{\log v_{1-t}(Q)} = 1 + o(1)$$

thereby completing the proof. □

INDIAN INSTITUTE OF MANAGEMENT, BANNERGHATTA ROAD, BANGALORE 560076

Email address: [anand.deo@iimb.ac.in](mailto:anand.deo@iimb.ac.in)