

GraphLAMA: Enabling Efficient Adaptation of Graph Language Models with Limited Annotations

Junze Chen
Beijing University of Posts and
Telecommunications
Beijing, China
junze@bupt.edu.cn

Cheng Yang*
Beijing University of Posts and
Telecommunications
Beijing, China
yangcheng@bupt.edu.cn

Shujie Li
Beijing University of Posts and
Telecommunications
Beijing, China
shujieli@bupt.edu.cn

Zhiqiang Zhang
Ant Group
Beijing, China
lingyao.zzq@antfin.com

Yawen Li
Beijing University of Posts and
Telecommunications
Beijing, China
warmly0716@126.com

Junping Du
Beijing University of Posts and
Telecommunications
Beijing, China
junpingd@bupt.edu.cn

Chuan Shi
Beijing University of Posts and
Telecommunications
Beijing, China
shichuan@bupt.edu.cn

Abstract

Large language models (LLMs) have demonstrated their strong capabilities in various domains, and have been recently integrated for graph analysis as graph language models (GLMs). With LLMs as the predictor, some GLMs can interpret unseen tasks described by natural language, and learn from a few examples in the prompts without parameter tuning, known as *in-context learning* (ICL). Another subset of GLMs utilizes abundant training labels to enhance model performance, known as *instruction tuning*. However, we argue that ICL on graphs has effectiveness issues due to fixed parameters and efficiency issues due to long context. Meanwhile, the large amount of labeled data required for instruction tuning can be difficult to obtain in real-world scenarios. To this end, we aim to introduce an extra parameter adaptation stage that can efficiently tailor GLMs to an unseen graph and task with only a few labeled examples, in exchange for better prediction accuracy and faster inference speed. For implementation, in this paper we propose GraphLAMA method, with its model backbone and learning schemes specialized for efficient tuning and inference. Specifically, for the model backbone, we use a graph neural network (GNN) with several well-designed components (e.g., hop encodings, gating modules) to transform nodes into the representation space of LLM tokens. Task instructions can then be represented as a mixture of

node and language tokens. In the pre-training stage, all model parameters except for the LLM will be trained with different tasks (i.e., node matching, node classification, and link prediction) to capture general knowledge. In the adaptation stage, only a few pre-trained parameters will be updated based on few-shot examples. Extensive experiments on few/zero-shot node classification and summary generation show that our proposed GraphLAMA achieves state-of-the-art (SOTA) performance with 4.91% absolute improvement in accuracy. Compared with ICL, our inference speed can be 10 times faster under 5-shot setting. Our code is available on GitHub at <https://github.com/BUPT-GAMMA/GraphLAMA>.

CCS Concepts

• Computing methodologies → Neural networks.

Keywords

Graph Neural Network, Graph Language Model, Large Language Model

ACM Reference Format:

Junze Chen, Cheng Yang, Shujie Li, Zhiqiang Zhang, Yawen Li, Junping Du, and Chuan Shi. 2025. GraphLAMA: Enabling Efficient Adaptation of Graph Language Models with Limited Annotations. In *Proceedings of the 31st ACM SIGKDD Conference on Knowledge Discovery and Data Mining V.2 (KDD '25)*, August 3–7, 2025, Toronto, ON, Canada. ACM, New York, NY, USA, 12 pages. <https://doi.org/10.1145/3711896.3736991>

*Corresponding author.

Permission to make digital or hard copies of all or part of this work for personal or classroom use is granted without fee provided that copies are not made or distributed for profit or commercial advantage and that copies bear this notice and the full citation on the first page. Copyrights for components of this work owned by others than the author(s) must be honored. Abstracting with credit is permitted. To copy otherwise, or republish, to post on servers or to redistribute to lists, requires prior specific permission and/or a fee. Request permissions from permissions@acm.org.

KDD '25, August 3–7, 2025, Toronto, ON, Canada

© 2025 Copyright held by the owner/author(s). Publication rights licensed to ACM.
ACM ISBN 979-8-4007-1454-2/2025/08
<https://doi.org/10.1145/3711896.3736991>

1 Introduction

Graph neural networks have become a powerful tool to understand and analyze graph-structured data [5, 15], facilitating progress in applications from various domains [17, 18, 35]. In real-world scenarios, graphs are usually accompanied by rich textual information as text-associated graphs (TAGs) [39], e.g., paper contents in citation networks [36] and product descriptions in e-commerce

Table 1: Comparisons among different adaptation paradigms of GLMs. Existing methods primarily rely on in-context learning or instruction tuning. While using few-shot examples for efficient adaptation is common in GNNs, it has been largely overlooked in GLMs. Tuning with few-shot examples requires a separate model adjustment for each graph and task, necessitating a minimal number of tunable parameters, which presents significant challenges in backbone design. Also, how to effectively adapt GLMs with limited annotation remains an underdeveloped problem, making this issue far from trivial.

	Graph In-context Learning	Graph Instruction Tuning	This Work
Tuning data	N/A	Large amount of data from various tasks	Few-shot examples for a specific task
Tuned parameters	N/A	Relatively large	Relatively small
Tuning cost	N/A	Relatively high	Relatively low
Graph and task-specific adaptation	Yes	No	Yes
Inference cost	Relatively high due to long context	Relatively low	Relatively low

networks [11]. Inspired by the recent advances in natural language processing, efforts [30, 42] have been made to integrate large language models into graph learning as graph language models [16] or graph foundation models (GFMs) [21]. With LLMs as the predictor, some of these methods [13, 19] can interpret unseen tasks described by natural language instructions, and learn from a few examples in the prompts without parameter tuning, known as *in-context learning* [1]. Meanwhile, some GLMs [30, 31] use a large amount of labeled data for *graph instruction tuning* [30] to adjust the model parameters.

Though ICL and instruction tuning have achieved significant results on graphs [13, 19, 30], these existing methods have the following limitations: (1) Bounded by fixed parameters, ICL-based methods have suboptimal performance [1, 20] and limited improvement when we increase the number of examples in the prompt. Also, ICL has to include the information of all examples in the prompt, and thus suffer from extremely long context describing the topological structure and text content of nodes. (2) While instruction tuning models can achieve excellent results, they require sufficient labeled data for training, which is difficult to obtain in real-world scenarios. The process of labeling data is both expensive and time-consuming, which highlights the importance of low-resource inference methods that require little or no labeled data [36].

To overcome the above limitations, we propose to introduce an extra parameter adaptation stage that efficiently tailors GLMs to each target graph and task with few-shot examples. Table 1 highlights the differences between this work and existing adaptation paradigms for GLMs, *i.e.*, ICL and instruction tuning. For efficient adaptation, the number of tunable parameters needs to be minimized, which poses great challenges to the design of model backbone. Despite the recent progress of graph instruction tuning [30], how to effectively adjust graph language models with only a few examples is still underdeveloped.

In this paper, we propose GraphLAMA with its model backbone and learning schemes specialized for efficient tuning and inference: (1) For backbone architecture, we first encode each target node and its neighborhood by a GNN, and augment the node embeddings

with hop encoding. Then we transform node embeddings into the representation space of LLM tokens based on two gating modules and a projector. Respectively, the two gates extract task-invariant and task-related information from node embeddings. Finally, task instructions are represented as a mixture of node and language tokens. (2) In the pre-training stage, we train model parameters except the LLM with different tasks (*i.e.*, node matching, node classification, and link prediction) to capture general knowledge. (3) In the adaptation stage, we use few-shot examples to update parameters in the task-related gate and hop encodings by a supervised loss. Here the number of tunable parameters is only $1/10^4$ of a 7B LLM, occupying merely 3MB storage space. (4) In the inference stage, we directly query the LLM without providing task examples in the prompt. Extensive experiments on few/zero-shot node classification and summary generation show that our GraphLAMA achieves state-of-the-art (SOTA) performance with 4.91% absolute improvement in accuracy.

The contributions of this work are three-fold: (1) We point out the limitations of current adaptation paradigms for GLMs, and propose to efficiently fine-tune GLMs for each target graph and task instead. (2) We propose GraphLAMA with carefully-designed model backbone for implementation, enabling fast adaptation of GLM with only few-shot examples. (3) Extensive experimental results confirm the effectiveness and efficiency of GraphLAMA. The backbone components and pre-training tasks are also validated via ablation study.

2 Related Works

Pre-training on Graphs. Self-supervised learning techniques, which design pretext tasks to utilize the inherent characteristics of graphs as extra guidance [12, 14, 37], have been widely explored for pre-training GNNs. These approaches can be further divided into contrastive and generative ones. Contrastive approaches emphasize learning representations by differentiating between positive and negative samples. Prominent methods in this category include GraphCL [40] and GCA [44]. Conversely, generative approaches concentrate on creating realistic samples that mimic the original

graph data. Recent progress in this area includes methods like GraphMAE [10], S2GAE [29] and AutoCF [38], which reconstruct either masked features or edges as self-supervised learning tasks. In our method, we consider contrastive (*i.e.*, node matching) and generative (*i.e.*, link prediction) as well as supervised (*i.e.*, classification) tasks during the pre-training stage, facilitating the learning of key information from text-attributed graphs.

Prompt Tuning on Graphs. Inspired by advances in natural language processing, many researchers integrate prompt tuning techniques [22] into graph learning to enhance model transfer capabilities. Efforts such as GPPT [27] and GraphPrompt [23] focus primarily on closing the gap between pretext optimization and downstream predictions. These methods use prompts to enable knowledge transfer at various levels, including node, edge, and graph levels. GPF [6] and All-in-One [28] incorporate diverse prompts into raw features or graph structures to accommodate a variety of tasks. Additionally, G2P2 [36] is specialized for classification tasks by employing graph-grounded prompting techniques to adapt the model to unseen datasets. However, these methods use GNNs as predictors, limiting them to predefined tasks and preventing them from following natural language instructions or offering explanations for their judgments.

In-Context Learning on Graphs. Methods utilizing ICL for adaptation can be categorized into two types: those that use only LLM and those that combine GNN with LLM. The first type, such as NLGraph [34] and LLMForGraph [3], directly employs LLMs to test on graph learning tasks. When utilizing ICL capabilities, they simply incorporate all available information of the examples into the input instructions. The second type combines the capabilities of GNNs and LLMs. OneForAll [19] uses a GNN as the predictor and integrates language models to unify node features from different datasets. It remains restricted to predefined tasks and cannot provide explanations for its predictions. An exception is Prodigy [13], which designs an ICL graph to include task and data information, using a GNN to process it and make corresponding predictions. Like other GNN-based methods, it is confined to predefined tasks and lacks explainability.

Graph Instruction Tuning. Some methods [30, 42] use instruction tuning to enhance LLM performance on graph data. They employ GNNs to encode nodes and then align them with LLMs, followed by adapting LLMs to graph data through natural language graph task instructions. These methods perform well in experiments and retain the conversational abilities of large language models. However, these approaches have weak transfer capabilities and require a large amount of labeled data to construct sufficiently large graph task instructions for training, which is often impractical in real-world scenarios.

3 Methodology

3.1 Problem Statement

Notations. We focus on Text-Attributed Graphs (TAGs), where each node is associated with its own text content, and edges represent the relationships between nodes. We formally denote a TAG as $\mathcal{G} = (\mathcal{V}, \mathcal{A}, \mathcal{X}, \mathcal{S})$, where \mathcal{V} is the set of nodes, \mathcal{S} is the set of node contents, $\mathcal{A} \in \{0, 1\}^{|\mathcal{V}| \times |\mathcal{V}|}$ is the adjacency matrix, and \mathcal{X} denotes

node features. We use subscripts to denote the information of specific nodes, *e.g.*, the feature and content of node u are respectively represented as X_u and S_u . Besides, we use superscripts on X to indicate embeddings processed by a specific module. For example, X_u^{GNN} denotes the embedding of node u after GNN processing.

Problem Definition. For simplicity of notation, we formalize the problem with a single pre-training TAG \mathcal{G}_{pre} and a target TAG $\mathcal{G}_{\text{target}}$ with different tasks. In our experiments, we have multiple datasets for pre-training. We denote the textual task descriptions for pre-training and adaptation as $T_{\text{task}}^{\text{pre}}$ and $T_{\text{task}}^{\text{target}}$, respectively. Pre-training tasks can be either supervised or self-supervised, while in the target task each node v has a ground truth label y_v . Our goal is given task text $T_{\text{task}}^{\text{target}}$ and few-shot examples $\{(v_i, y_{v_i})\}_{i=1}^K$ on the target TAG, we aim to predict the labels of other nodes in $\mathcal{G}_{\text{target}}$.

3.2 Framework Overview

The overall framework of our proposed GraphLAMA is shown in Figure 1. Here each task query includes the tokens of target node as well as its neighborhood, the text content of target node, and the task text. The task query will be fed into an LLM for answering. Besides the LLM, our model backbone involves a GNN with hop encoding and gating modules to provide informative node token embeddings. In the pre-training stage, we train model parameters on \mathcal{G}_{pre} with different tasks $T_{\text{task}}^{\text{pre}}$ (*i.e.*, node matching, paper classification and link prediction) to capture general knowledge. In the adaptation stage, we use few-shot examples from the target TAG $\mathcal{G}_{\text{target}}$ to update a very small portion of pre-trained model parameters (*i.e.*, the task-related gate and hop encodings) by a supervised loss. In the inference stage, we can directly query a target node without providing few-shot examples in the prompt.

3.3 Backbone Architecture

In our backbone, we first encode a target node and its neighborhood using a GNN. Then we augment the node embeddings with hop encoding, and transform them into the embedding space of language tokens based on two gating modules and a projector. Finally, the entire task query, including node tokens, target node content and task text, will be fed into an LLM.

GNN. Given a TAG $\mathcal{G} = (\mathcal{V}, \mathcal{A}, \mathcal{X}, \mathcal{S})$ with target node v , we extract a neighborhood subgraph $(\mathcal{N}(v), \mathcal{A}_{\mathcal{N}(v)}, \mathcal{X}_{\mathcal{N}(v)}, \mathcal{S}_{\mathcal{N}(v)})$, where $\mathcal{N}(v)$ represents the neighborhood nodes of v , and $\mathcal{A}_{\mathcal{N}(v)}/\mathcal{X}_{\mathcal{N}(v)}/\mathcal{S}_{\mathcal{N}(v)}$ represent the topology/features/contents of neighborhood subgraph. GNN performs neighbor aggregation for each node $\forall u \in \mathcal{N}(v)$, and can be represented as g_θ , where θ denotes the set of trainable parameters. Formally, in the l -th layer of GNN, node's previous layer embedding \mathbf{h}_u^{l-1} is combined with aggregated neighborhood vectors $\{\mathbf{h}_z^{l-1}, \forall z \in \mathcal{N}(u)\}$ using operation:

$$\mathbf{h}_u^l = \sigma(\mathbf{W}_l \cdot \text{CONCAT}(\mathbf{h}_u^{l-1} \cup \text{AGGREGATE}_l\{\mathbf{h}_z^{l-1}, \forall z \in \mathcal{N}(u)\})). \quad (1)$$

Finally, the GNN $g_\theta(\cdot, \cdot)$ encodes the structure and feature information in the subgraph and yields node embeddings $X_u^{\text{GNN}} = g_\theta(\mathcal{A}_{\mathcal{N}(v)}, \mathcal{X}_{\mathcal{N}(v)})_u$, for all $u \in \mathcal{N}(v)$.

Due to the limited transfer capability inherent to the GNN itself, we train the GNN's encoding ability during the pre-training phase and then keep its parameters frozen during the adaptation stage.

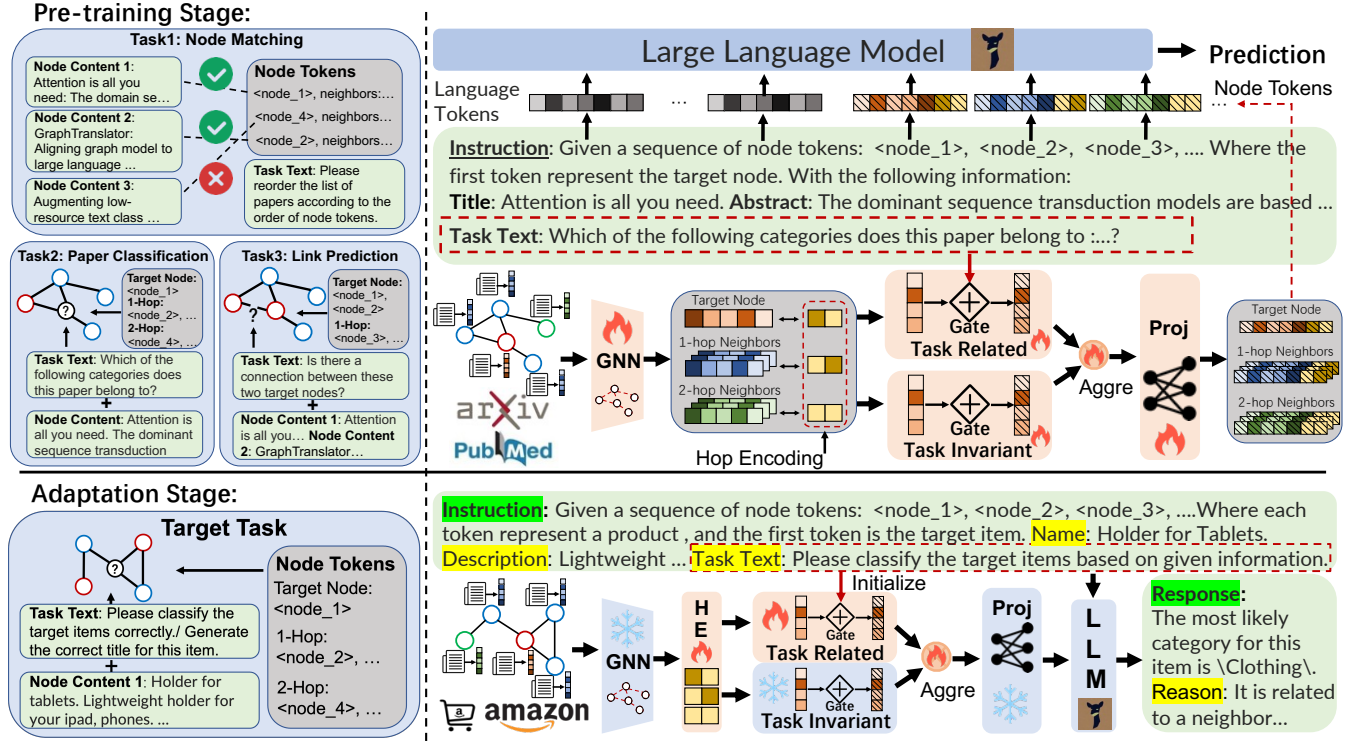


Figure 1: The overall framework of our proposed GraphLAMA, with explanations presented in Section 3.2.

This configuration allows the GNN to focus solely on understanding the inherent features and the structure of the graph data.

Hop Encoding. Next, hop encodings will be concatenated to node embeddings X_u^{GNN} for all $u \in \mathcal{N}(v)$. Specifically, hop encodings are fixed-length vectors, and set to be learnable parameters depending on the distance from the target node v . This effectively incorporates subgraph structure encoding into node embeddings, and helps highlight the differences between nodes at different distances.

Formally, we denote hop encodings as $\{e_i\}_{i=0}^\lambda$, where λ is the maximum hop number in the extracted subgraph, and e_i is the encoding for the i -th hop neighbors. For a i -th hop neighbor node u , its embedding after hop encoding is given as:

$$X_u^{\text{Hop}} = \text{CONCAT}(X_u^{\text{GNN}} \cup e_i). \quad (2)$$

Depending on the specific downstream task, the importance of neighbors from different hops may vary. Therefore, during the adaptation phase, we set hop encodings to be tunable.

Task-Invariant and Task-Related Gates. The Task-Invariant Gate (TIG) and Task-Related Gate (TRG) are both gating modules based on channel masking. TIG is to extract intrinsic characteristics independent of tasks from node embeddings, and will be frozen after the pre-training stage. In contrast, TRG aims to extract task-specific information from node embeddings based on task text. The learnable parameters in TRG are pre-trained and used for initialization in the adaptation stage. The embeddings after the two gates are then aggregated for further processing.

Formally, we denote the entire gating operation as t_ϕ with ϕ as the set of parameters. ϕ can be further divided into ϕ_{inv} in TIG,

ϕ_{rel} in TRG, and ϕ_{agg} for aggregation. Here, ϕ_{inv} comprises a task-invariant weight matrix W_{inv} and a mask vector m_{inv} . ϕ_{rel} includes a task-related weight matrix W_{rel} . The task-related mask vector m_{rel} is parameterized by encoding task text T_{task} with a small language model f_α such as Sentence-bert [26]. ϕ_{agg} contains an aggregation weight matrix W_{agg} . The node embedding of node $u \in \mathcal{N}(v)$ after the gating modules can be defined as:

$$X_u^{\text{Gate}} = W_{\text{agg}} \cdot \text{CONCAT}\{[(W_{\text{rel}} \cdot X_u^{\text{Hop}}) \odot m_{\text{rel}}] \cup [(W_{\text{inv}} \cdot X_u^{\text{Hop}}) \odot m_{\text{inv}}]\}. \quad (3)$$

This gating module is specialized for efficient adaptation, with fewer parameters than other encoding components, effectively re-organizing node features based on task text. During the adaptation phase, we treat m_{rel} as tunable parameters initialized by $f_\alpha(T_{\text{Task}})$. Weight matrices W_{rel} and W_{agg} are also set as tunable, allowing the introduction of task-specific information to facilitate adaptation.

Projector. So far, there still exists a modality gap between the node embeddings and the tokens understandable by the LLM. Specifically, the dimensions and feature spaces of the node embeddings and the LLM tokens differ from each other. To bridge this gap, we employ a projector p_ψ to map the embedding of node u as

$$X_u^{\text{Proj}} = p_\psi(X_u^{\text{Gate}}). \quad (4)$$

The projector has a relatively large number of parameters, so we freeze them after pre-training to perform translations.

Large Language Model. LLMs can function as either encoders or decoders. When used as an encoder, the LLM encodes node

content into representations with rich semantic information. As a decoder, it can generate answers for a given task query by iteratively performing next token prediction.

Formally, an LLM can be represented as LLM_ω where ω is the parameter pre-trained on broad language data. As an encoder, the LLM directly encodes the content S_u of node $u \in \mathcal{N}(v)$ as $C_u = LLM_\omega(S_u)$. As a decoder, the LLM generates responses given node embeddings $X_{\mathcal{N}(v)}^{\text{Proj}}$, target node content S_v and task text T_{task} :

$$\hat{y}_v = LLM_\omega[X_{\mathcal{N}(v)}^{\text{Proj}}, S_v, T_{\text{task}}]. \quad (5)$$

We utilize the Vicuna model [4], an open-source chatbot developed by fine-tuning Llama [32] with conversations shared by users. To avoid the problems of catastrophic forgetting and the prohibitive training expenses due to managing a massive parameter set, we maintain the LLM parameters ω as fixed during all stages.

3.4 Pre-training Stage

In the pre-training stage, we consider three tasks to ensure that the main components are adequately trained and can learn general information from the TAG data. The tasks include node matching (Task 1), paper classification (Task 2), and link prediction (Task 3). During this stage, all model parameters in the framework, except for the large language model, will be updated by gradient descent. **Node Matching.** Following previous researches [30, 42], we start pre-training by an unsupervised contrastive learning task to train the model’s encoding and alignment abilities. In implementation, we align node embeddings $X_{\mathcal{N}(v)}^{\text{Proj}}$ with their corresponding text encodings $C_{\mathcal{N}(v)}$. Let $\hat{X}_{\mathcal{N}(v)} = \text{norm}(X_{\mathcal{N}(v)}^{\text{Proj}})$ and $\hat{C}_{\mathcal{N}(v)} = \text{norm}(C_{\mathcal{N}(v)})$ represent the normalized node and text embeddings respectively. The loss function for alignment computed as:

$$\mathcal{L} = \frac{1}{|\mathcal{N}(v)|} \sum_{u \in \mathcal{N}(v)} \exp(-\gamma \cdot \cos(\hat{X}_u, \hat{C}_u)) + \|\hat{X}_u - \hat{C}_u\|^2, \quad (6)$$

where γ is fixed as 0.01, $\cos(\cdot, \cdot)$ is the cosine similarity, and the last term is the square of L2-norm.

Paper classification & Link Prediction. To further equip the model with the capability to address practical tasks, we also employ two supervised tasks, paper classification and link prediction, during the pre-training phase. We combine node tokens with language tokens as instructions for the LLM. The instruction examples for the two tasks are shown below:

Task2: Paper Classification

Instruction: Given a sequence of node tokens: <node_1>, <node_2>, <node_3>... Where the first token represents the target node. With the following information:
Title: Attention is all you need. *Abstract:* The dominant sequence transduction models are ...
Task Text: Which of the following categories does this paper belong to?

Task3: Link Prediction

Instruction: Given two sequences of node tokens: <node_1>, <node_2>, <node_3>... and <node_i>, <node_(i+1)>, <node_(i+2)>... Where the first token and the i-th token represent the target nodes. With the following information:
Title1: Attention is all you need. *Abstract1:* The dominant sequence transduction ...
Title2: GraphTranslator: Aligning Graph Model ... *Abstract2:* Large language models ...
Task Text: Is there a connection between these two target nodes?

Specifically, we obtain LLM predictions \hat{y} by Eq. (5), and compute the cross-entropy loss with ground truth label y for each task.

3.5 Adaptation Stage

In this stage, we conduct fine-tuning with few-shot examples of target task and TAG. Here most model parameters are frozen, and the tunable parameters only involve m_{rel} , W_{rel} and W_{agg} , thus enabling a fast adaptation to the downstream task. The loss function for parameter fine-tuning is also cross entropy, the same as the supervised pre-training tasks. For each target task, we need to store a specific set of m_{rel} , W_{rel} and W_{agg} , occupying less than 3MB space in practice. Note that the target data domain and task may significantly vary from the pre-training ones. For example, an instruction example of target task in our experiments is as follow:

Target Task Example

Instruction: Given a sequence of node tokens: <node_1>, <node_2>, <node_3>... Where the first token represents the target node. With the following information:
Description: Lightweight holder for your ipad, phones. Product Dimensions: 3.3 x 8.6 ...
Task Text: Generate a suitable title for this product?

Discussion. In the inference stage, the task query has the same format with that in the adaptation stage. Compared with previous methods, our advantages are two-fold: (1) Compared to instruction tuning, our method only requires a few-shot number of data to achieve highly effective transfer. The well-designed backbone maximizes GraphLAMA’s inference capability on unseen datasets and unseen tasks. In contrast, the instruction tuning method requires abundant training labels. (2) Compared to ICL, the model parameters in our methods are adjusted for the target task and TAG, and thus can better adapt to downstream scenarios. In contrast, increasing the number of examples for ICL only brings marginal performance improvements while significantly reducing the model’s inference efficiency. We name our method as GraphLAMA (Graph Language Model Adapter), and present the pseudo code in Appendix A.

4 Experiments

In this section, we conduct extensive experiments to validate the effectiveness of our proposed method from multiple perspectives. We aim to answer the following research questions (RQs): **RQ1:** How effective is our proposed GraphLAMA in learning scenarios

Table 2: Results on few-shot classification, with the highest results displayed in bold and the second highest underlined. The dash (-) indicates the text input exceeded the length limits. The tag (Tuned) means that we have fine-tuned the model’s parameters using the corresponding few-shot data, while the tag (ICL) indicates that we included the corresponding few-shot data in the input for in-context learning.

Dataset	Shots	GraphMAE (Tuned)	All-In-One (Tuned)	GraphPrompt (Tuned)	Prodigy (ICL)	OneForAll (ICL)	G2P2 (Tuned)	Vicuna (ICL)	NLGraph (ICL)	LLaGA (Tuned)	G-Retriever (Tuned)	GraphGPT (ICL)	GraphGPT (Tuned)	GraphLAMA (Tuned)
Cora 5ways	5	27.80±1.02	40.56±1.32	36.12±2.01	52.94±0.72	50.54±1.36	74.52±1.77	48.50±1.23	47.71±1.5	68.68±2.56	50.47±1.17	51.63±2.44	49.96±1.64	74.54±1.61
	20	28.08±1.33	41.57±0.70	36.95±1.77	53.51±1.21	57.32±2.78	<u>78.69±1.48</u>	-	-	66.14±1.74	50.86±1.10	51.09±3.81	48.20±1.94	80.56±2.11
	50	28.88±1.02	42.24±0.83	37.65±1.74	54.51±1.49	56.36±2.21	<u>81.76±1.56</u>	-	-	67.09±2.55	50.36±2.09	52.40±3.02	48.40±2.75	88.96±1.93
Cora 10ways	5	17.99±0.64	30.07±1.30	26.22±1.69	44.09±0.88	44.50±1.34	55.61±2.04	35.16±2.03	36.83±2.67	47.51±1.53	39.15±2.20	39.22±2.64	38.97±1.58	58.61±1.92
	20	16.04±0.83	31.52±1.01	27.09±2.08	46.74±1.24	47.08±1.18	<u>58.29±2.37</u>	-	-	48.95±3.08	39.28±2.11	39.32±4.08	39.04±1.25	69.04±1.69
	50	18.54±0.64	28.21±5.07	27.64±2.31	48.28±0.90	48.62±1.41	<u>60.50±2.74</u>	-	-	47.91±3.25	39.40±2.17	40.36±2.30	38.81±2.74	79.71±1.84
Wiki-CS 5ways	5	27.74±0.61	45.65±1.83	34.25±1.86	50.36±0.72	50.76±1.33	71.37±2.18	50.19±1.57	45.74±2.76	62.71±2.85	54.04±2.91	56.80±1.82	54.26±2.45	<u>70.18±2.07</u>
	20	29.42±0.57	40.44±1.59	34.37±1.71	51.60±0.61	55.27±1.06	<u>74.41±1.58</u>	-	-	61.45±2.66	55.39±2.41	56.01±1.55	54.78±2.43	76.88±2.30
	50	29.79±0.94	46.60±1.20	35.16±1.79	53.61±0.72	56.22±0.71	<u>76.21±2.50</u>	-	-	62.13±2.74	55.13±1.20	57.22±1.79	55.72±2.11	81.99±1.64
Wiki-CS 10ways	5	19.29±1.02	32.74±2.89	29.13±2.47	50.37±1.15	48.65±0.55	63.38±2.36	45.07±2.56	44.73±1.58	56.31±1.80	50.78±2.09	49.73±1.66	49.36±1.02	<u>62.24±2.18</u>
	20	19.25±1.29	36.83±1.85	29.59±2.20	51.36±0.91	50.43±0.82	<u>65.07±2.48</u>	-	-	58.38±2.95	50.25±2.06	49.35±2.35	48.97±2.92	68.20±2.40
	50	19.28±0.87	37.40±1.85	29.76±2.16	53.37±1.01	52.66±1.32	<u>68.36±1.53</u>	-	-	57.53±2.71	50.69±2.84	49.20±1.54	48.89±2.77	75.81±2.34
Products 5ways	5	19.62±1.14	31.46±2.84	32.08±1.66	47.58±0.59	46.72±0.77	<u>68.22±1.25</u>	44.44±1.97	45.80±2.12	55.43±1.84	49.13±1.32	50.72±2.29	48.50±2.33	69.67±1.64
	20	23.33±0.58	31.93±3.14	32.81±2.21	50.67±1.07	48.59±0.77	<u>70.87±1.11</u>	-	-	55.29±2.99	49.80±1.26	50.78±1.94	48.64±2.29	72.61±2.19
	50	18.81±0.82	32.11±2.16	32.86±2.08	51.94±0.90	49.16±1.04	<u>82.62±0.63</u>	-	-	55.12±3.08	49.05±1.77	50.30±1.81	48.58±1.16	84.82±1.58
Products 10ways	5	12.88±1.14	20.30±8.65	26.30±2.42	40.48±0.53	39.03±0.65	<u>53.83±1.67</u>	39.44±1.87	36.45±1.66	48.33±2.37	41.33±1.69	36.94±2.01	35.06±2.86	58.30±2.17
	20	11.47±1.47	19.07±6.11	26.77±2.29	41.77±0.99	40.51±0.69	<u>55.79±0.52</u>	-	-	49.22±1.14	41.79±2.80	36.53±1.87	35.35±2.56	64.85±1.86
	50	13.82±1.36	22.49±3.79	26.96±2.02	42.30±0.74	42.46±0.78	<u>64.92±0.67</u>	-	-	49.24±2.93	41.66±2.33	36.92±2.42	35.21±2.20	75.81±1.52

with limited annotations? **RQ2:** What is the rationale behind our backbone design and choice of pre-training tasks? **RQ3:** What are the details of GraphLAMA’s efficiency at each stage? **RQ4:** Do the LLM-generated predictions in GraphLAMA offer some interpretability?

4.1 Experimental Setup

Datasets. Following previous works [30, 36], we pre-train on ArXiv and PubMed datasets, and test on Cora, Wiki-CS, and ogbn-products datasets. More dataset details can be found in Appendix B.

Evaluation. We consider two different tasks to demonstrate our model’s capabilities, encompassing classification and summary. To simulate real-world scenarios with limited labels, we adopt the classic setting of few-shot learning. For the classification task, we randomly select K samples per class as the training data during the adaptation stage. We construct six different classification tasks using three test datasets, namely Cora-5ways, Cora-10ways, Wiki-CS-5ways, Wiki-CS-10ways, Products-5ways, and Products-10ways. The first part of each task name indicates the dataset used, while the second part specifies the number of classes. We use accuracy as the evaluation metric for both few-shot and zero-shot classification tasks, and calculate the standard deviation based on different random seeds. For each classification task, we follow the existing settings and use 100 target nodes per way as testing data. For summary generation task, we utilize the “title” field from node’s text

content as ground truth label, as the title can be considered as a summary of the entry’s information. We also collect K samples per class as tuning examples and conduct tests on all three test datasets. The summary generation task uses BLEU-1 score as the evaluation metric. We select a number of SOTA methods as baselines for comparison, baseline information can be found in C. The implementation details of our model can be found in Appendix D.

4.2 Few-shot Experiments (RQ1)

To answer **RQ1**, we conduct few-shot classification experiments under six settings, and the results are shown in Table 2. Additionally, we conduct zero-shot classification experiments under the same settings, with results shown in Figure 2. Furthermore, we conduct few-shot summary generation task as shown in Figure 3. The results demonstrate that: (1) Our GraphLAMA method consistently outperforms SOTA methods in few-shot classification, always delivering the highest or second-highest accuracy in its predictions. On average, GraphLAMA has 4.91% absolute improvement in classification accuracy against the best baseline. This indicates that our adaptation strategy provides the model with a strong transfer capability. (2) Our approach demonstrates high accuracy even with just 5-shot examples and shows considerable improvement as the number of shots increases. In contrast, the performance of baseline methods shows only marginal improvement as the number of shots increases. (3) GraphLAMA also exhibits high performance

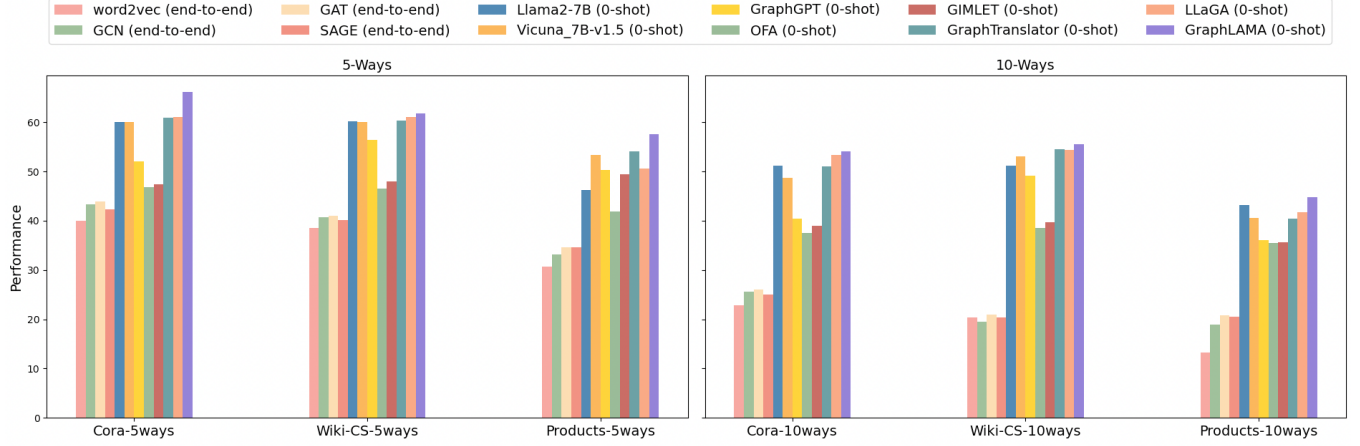


Figure 2: Results on zero-shot classification. Our proposed GraphLAMA always has the highest accuracy.

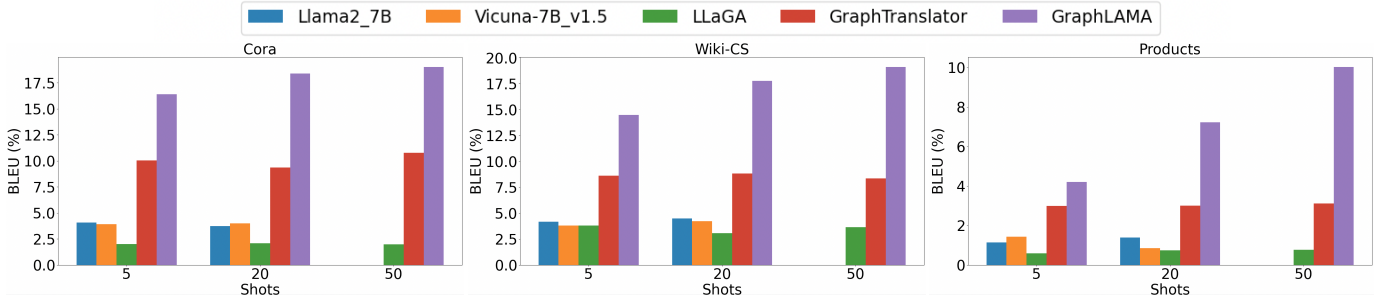


Figure 3: The results of summary generation task in three test datasets. The missing result in 50-shot setting is because the text input exceeds the length limit.

on the products dataset, whereas other baselines are significantly affected. The textual content of the products dataset differs greatly from that in the pre-training academic citation network, making it a challenging task in our experiments. However, our model is only minimally impacted, demonstrating our method’s capability to handle cross-domain data. (4) Notably, GraphMAE, All-In-One, and GraphPrompt do not support textual input, resulting in lower performance due to the lack of one input modality. Conversely, methods using GNN as a predictor excel in classification tasks but cannot perform the summary generation task, aligning with their typical characteristics. Besides, experiments show that the performance of the GraphGPT (ICL) version does not significantly improve with an increased number of shots. On the other hand, GraphGPT (Tuned) version is also limited in performance due to the large number of tunable parameters in the backbone and the lack of design for few-shot transfer.

From the zero-shot experimental results, we can see that our proposed GraphLAMA demonstrates the best performance in all zero-shot tasks with 3.10% absolute improvement in accuracy, indicating that our backbone architecture successfully integrates text and graph information. Notably, some baseline models were not specifically designed for 0-shot scenarios, and the lack of appropriate transfer training settings during the experiments introduced

some noise into the information, which explains why the original Llama model performed relatively better.

From the summary generation task, it is evident that by using LLMs as predictors, our model can handle a wider range of tasks through generative capabilities. It is noteworthy that G2P2 model is specifically tailored for classification tasks, where it achieves the second-best performance, but it cannot handle other tasks like summary generation. We further equip GraphGPT with Vicuna-13B-v1.5 and LLaMA-8B-v3 to compare our method with a direct scaling of GLMs in terms of model size and training data. The corresponding results are provided in Appendix E. The results indicate that GraphLAMA has a powerful transfer capability.

4.3 Ablation Study (RQ2)

To address RQ2, we conduct a series of ablation studies to examine the effectiveness and necessity of the backbone design and the pre-training tasks in GraphLAMA.

Ablation Study for Adaptation Stage. Firstly, we compare our proposed adaptation stage with existing lightweight tuning method, with results shown in Table 3. Specifically, GraphLAMA (LoRA) tunes LLM via LoRA, and GraphLAMA (Original) represents our proposed adaptation approach. As shown, our method consistently

outperforms across all settings with a 26.7% absolute improvement on average. A possible reason for the underperformance of GraphLAMA (LoRA) is that the number of trainable parameters in LoRA is still ten times larger than that in our method. Under such limited annotations, LoRA fails to achieve effective adaptation.

Table 3: Ablation for adaptation stage.

Dataset	Shots	GraphLAMA (LoRA)	GraphLAMA (Original)
Cora-5ways	5	48.72±1.87	74.54±1.61
	20	48.55±2.14	80.56±2.11
	50	49.13±1.36	88.96±1.93
Cora-10ways	5	39.19±2.32	58.61±1.92
	20	39.31±1.54	69.04±1.69
	50	39.27±2.01	79.71±1.84
Wiki-CS-5ways	5	55.38±1.77	70.18±2.07
	20	55.39±2.24	76.88±2.30
	50	55.44±1.68	81.99±1.64
Wiki-CS-10ways	5	49.63±1.95	62.24±2.18
	20	49.14±2.11	68.20±2.40
	50	49.21±1.42	75.81±2.34
Products-5ways	5	48.78±1.61	69.67±1.64
	20	48.82±2.09	72.61±2.19
	50	49.10±1.83	84.82±1.58
Products-10ways	5	35.48±1.56	58.30±2.17
	20	35.90±2.47	64.85±1.86
	50	35.73±1.29	75.81±1.52

Table 4: Ablation for backbone component.

Dataset	Shots	w/o Gates Module	w/o Hop Encoding	w/o Task-Related Mask	GraphLAMA
Cora 5ways	0	49.34±2.49	60.00±1.24	55.13±2.01	66.11±1.32
	5	51.11±2.39	68.46±0.86	62.10±0.95	74.54±1.61
	20	48.04±1.89	74.44±1.40	74.17±0.51	80.56±2.11
	50	50.10±1.80	75.52±0.82	86.80±0.77	88.96±1.93
Cora 10ways	0	30.80±1.55	45.88±1.44	21.79±1.51	54.01±1.09
	5	29.24±1.90	52.55±0.82	34.36±0.71	58.61±1.92
	20	30.60±2.15	53.67±0.69	42.58±0.37	69.04±1.69
	50	29.39±1.62	54.25±1.41	56.00±1.24	79.71±1.84
Wiki-CS 5ways	0	57.37±2.40	55.21±1.28	59.03±1.84	61.74±1.27
	5	56.20±2.10	56.55±1.48	63.60±1.27	70.18±2.07
	20	57.69±1.65	70.10±1.18	70.00±0.68	76.88±2.30
	50	57.65±2.39	69.32±1.39	73.20±0.55	81.99±1.64
Wiki-CS 10ways	0	50.84±2.05	45.84±0.87	49.25±2.31	55.48±1.05
	5	50.80±2.28	59.05±1.01	60.20±1.09	62.24±2.18
	20	51.18±1.88	60.92±0.85	62.60±1.41	68.20±2.40
	50	50.34±1.77	59.25±1.31	65.80±1.33	75.81±2.34
Products 5ways	0	52.14±2.19	44.56±0.63	46.44±1.93	57.55±1.39
	5	52.09±1.87	45.31±1.22	58.40±0.77	69.67±1.64
	20	52.49±2.37	60.65±0.65	69.30±1.34	72.61±2.19
	50	52.94±1.66	74.89±0.83	73.60±1.38	84.82±1.58
Products 10ways	0	37.43±2.20	42.77±0.77	41.35±2.20	44.80±1.20
	5	37.87±2.41	54.29±1.26	56.20±1.23	58.30±2.17
	20	37.18±2.39	60.96±1.05	56.60±1.20	64.85±1.86
	50	37.35±1.54	64.62±0.62	59.02±0.61	75.81±1.52

Ablation Study for Backbone Component. Secondly, we introduce several ablated models by removing different components: “w/o Gates Module” removes the gating function t_ϕ and directly fine-tunes GNN encoder and hop encodings; “w/o Hop Encoding” means using zero vectors to replace the hop encodings $\{\mathbf{e}_i\}_{i=0}^\lambda$; “w/o Task-Related Mask” uses a random vector to initialize the Task-Related Mask \mathbf{m}_{rel} instead of task vectors.

From the results in Table 4, we can observe: (1) All components within the backbone are useful and necessary. Removing any part significantly degrades model performance. Specifically, removing the gates/hop encodings/task-related mask results in an average performance drop of 22.61%/10.41%/10.62%, respectively. (2) Removing the Task-Related Mask leads to the largest drop in zero-shot performance, averaging 11.67%. This drop is reasonable due to the absence of task-related information in node tokens.

Table 5: Ablation for pre-training tasks.

Dataset	Shots	w/o Pre-training	Self-supervised (ArXiv)	Self-super + supervised (ArXiv)	Self-super + supervised (PubMed)	GraphLAMA
Cora 5ways	0	0	38.20±1.11	42.75±0.73	39.06±1.09	66.11±1.32
	5	0	60.22±1.18	72.82±0.83	67.83±0.78	74.54±1.61
	20	0	64.99±1.09	74.12±1.16	69.51±1.41	80.56±2.11
	50	7.66±1.42	66.68±0.66	76.57±0.66	70.18±1.08	88.96±1.93
Cora 10ways	0	0	25.48±0.92	40.33±0.68	32.18±1.15	54.01±1.09
	5	0.17±0.09	40.17±0.78	52.77±0.79	42.68±0.69	58.61±1.92
	20	6.70±0.21	44.27±0.78	57.96±0.99	53.05±0.97	69.04±1.69
	50	23.11±1.06	48.35±1.27	64.38±1.46	56.74±0.79	79.71±1.84
Wiki-CS 5ways	0	0	35.31±1.25	38.84±0.51	40.28±0.87	61.74±1.27
	5	0	57.81±0.79	70.31±1.43	64.60±0.52	70.18±2.07
	20	5.06±0.78	61.34±1.25	71.35±0.60	68.85±1.22	76.88±2.30
	50	16.40±0.43	64.07±0.97	73.26±0.58	73.21±0.98	81.99±1.64
Wiki-CS 10ways	0	0	28.53±0.43	40.88±0.96	44.29±1.53	55.48±1.05
	5	0	39.62±1.39	52.94±0.52	57.06±0.54	62.24±2.18
	20	5.65±1.50	49.77±0.65	61.97±0.77	63.82±1.49	68.20±2.40
	50	19.22±1.19	55.81±0.59	64.95±0.64	69.24±1.37	75.81±2.34
Products 5ways	0	0	47.99±0.81	54.52±0.54	51.37±0.24	57.55±1.39
	5	0	61.98±1.13	60.31±0.25	58.28±0.15	69.67±1.64
	20	0.17±0.03	65.13±0.07	71.34±0.54	71.04±1.37	72.61±2.19
	50	2.41±0.56	72.15±0.57	78.94±0.51	80.05±1.45	84.82±1.58
Products 10ways	0	0	37.90±1.44	40.66±0.81	39.78±0.58	44.80±1.20
	5	0	51.29±1.36	54.47±1.09	52.53±1.46	58.30±2.17
	20	1.44±0.67	56.37±1.30	60.27±0.12	59.69±0.51	64.85±1.86
	50	1.34±0.90	60.24±0.59	72.14±1.21	68.70±1.45	75.81±1.52

Ablation Study for Pre-training Tasks. We further conduct ablation experiments to evaluate the impact of each pre-training task, with results shown in Table 5. Here “w/o pre-training” indicates that we conduct adaptation and inference on the model without any pre-training; “Self-supervised (ArXiv)” denotes that we pre-train the model solely with self-supervised tasks on the ArXiv dataset; “Self-super + supervised (ArXiv)” and “Self-super + supervised (PubMed)” mean that we conduct pre-training on the ArXiv or PubMed datasets using both self-supervised and supervised tasks. The results show that: (1) Each task and dataset involved in our pre-training are effective. The model that is pre-trained with all three tasks and on two datasets achieves the best performance. Specifically, the model with full pre-training performs, on average, 64.6% better than the one without any pre-training, 17.91% better than the model pre-trained only with self-supervised tasks, 8.89% better than the model pre-trained only on the ArXiv dataset, and 10.87% better than the one pre-trained only on the PubMed dataset. (2) The model without any pre-training performs the worst, with an average accuracy of only 4.25%, indicating that it is yet unable to effectively comprehend node token information. (3) The model pre-trained only with self-supervised tasks shows significant improvement, with an average accuracy of 50.97%. However, its problem-solving capability remains insufficient, ranking second to last in overall performance. (4) The model pre-trained on the

ArXiv dataset with both self-supervised and supervised tasks outperforms the model pre-trained on the PubMed dataset. This result is expected, as the ArXiv dataset is larger than the PubMed dataset, providing richer information and enabling the model to develop stronger problem-solving capabilities.

Table 6: Efficiency comparison between GraphLAMA and GraphGPT.

Stage		GraphLAMA		GraphGPT	
		Time-cost	Tuned Parameters	Time-cost	Tuned Parameters
Stage 1 Pre-training	Self-supervised	25:25:47	131,827,714	23:28:21	131,612,672
	Supervised (ArXiv)	13:07:05	131,827,714	10:35:00	131,612,672
	Supervised (PubMed)	10:13:50	131,827,714	9:11:27	131,612,672
Stage 2 Adaptation	Supervised (5-shots)	0:01:40	726,658	-	-
	Supervised (20-shots)	0:06:40	726,658	-	-
	Supervised (50-shots)	0:16:40	726,658	-	-
Stage 3 Inference	0-shot	0.47s/target	-	1.07s/target	-
	5-shots	0.52s/target	-	5.24s/target	-
	20-shots	0.52s/target	-	35.84s/target	-
	50-shots	0.51s/target	-	54s/target	-

4.4 Efficiency (RQ3)

To answer RQ3 and validate the efficiency, we measure the time costs and the number of trainable parameters at different stages. The results are presented in Table 6. Here we present the costs associated with pre-training stage (self-supervised training, supervised training on the ArXiv dataset, and supervised training on the PubMed dataset), adaptation stage (different shot counts), and inference stage (different shot counts). We also compare with baseline method GraphGPT with in-context learning inference. From the experimental results, we find that: (1) During the pre-training phase, our costs are roughly equivalent to the baseline, which lacks the additional components featured in our backbone design. (2) The time cost of adaptation is significantly less than that of the pre-training phase, averaging only about 1/117. At the same time, the number of parameters involved in tuning is also small, approximately 1/181 of that in the pre-training phase. This indicates that the cost introduced by our adaptation phase is acceptable, achieving our design goals of efficient and effective transfer. (3) During the inference phase, GraphLAMA consistently demonstrates stable and efficient performance, without increased consumption as the number of example shots increases. In contrast, the baseline’s inference efficiency declines significantly as the number of shots increases averaging approximately 47.6 times that of GraphLAMA. Considering that the input length for ICL increases with the number of examples, this result is expected.

4.5 Case Study (RQ4)

To further verify whether GraphLAMA can effectively comprehend TAG and provide some interpretability for its inference, we select three cases from three different test datasets for demonstration. For each example, we display the input instructions along with the model’s classification judgments and explanations, as shown in Figure 4. In the instructions, we highlight node content in blue, subgraph or neighbor info in yellow, and accuracy sections in green. The model effectively understands and uses information from both graph structure and text content, grasping the meaning of node tokens across different data domains. When essential information is



Figure 4: Case study of classification with explanations.

missing from the text content, the model can make accurate judgments based on neighbor relationships or subgraph configurations.

5 Conclusion

In this paper, we discuss the limitations of existing adaptation paradigms for GLMs, and then propose to fine-tune GLMs for each target graph and task efficiently. The proposed GraphLAMA method has well-designed backbone components and learning schemes, achieving better prediction accuracy and faster inference speed. Extensive results demonstrate that our proposed method is cost effective and our method design is valid. For future work, we will explore how the proposed GraphLAMA performs on other graph learning tasks suffering from limited annotations, such as graph classification, and attempt to introduce additional new tasks during the pre-training stage to evaluate their effectiveness. Besides, explorations GraphLAMA in more scenarios are also possible, such as molecular graphs or transportation networks, and mitigating the model’s hallucination issues is also worth exploring.

Acknowledgments

This work was supported by the National Key Research and Development Program of China (No.2023YFC3303800). We thank the area chair and anonymous reviewers for their valuable feedback and constructive suggestions, which greatly helped improve the quality and clarity of this paper.

References

- [1] Tom Brown, Benjamin Mann, Nick Ryder, Melanie Subbiah, Jared D Kaplan, Prafulla Dhariwal, Arvind Neelakantan, Pranav Shyam, Girish Sastry, Amanda Askell, et al. 2020. Language models are few-shot learners. *Advances in neural information processing systems* 33 (2020), 1877–1901.
- [2] Runjin Chen, Tong Zhao, Ajay Jaiswal, Neil Shah, and Zhangyang Wang. 2024. Llama: Large language and graph assistant. In *Forty-first International Conference on Machine Learning* (2024).
- [3] Zhikai Chen, Haitao Mao, Hang Li, Wei Jin, Hongzhi Wen, Xiaochi Wei, Shuaiqiang Wang, Dawei Yin, Wenqi Fan, Hui Liu, et al. 2024. Exploring the potential of large language models (llms) in learning on graphs. *ACM SIGKDD Explorations Newsletter* 25, 2 (2024), 42–61.
- [4] Wei-Lin Chiang, Zhuohan Li, Zi Lin, Ying Sheng, Zhanghao Wu, Hao Zhang, Lianmin Zheng, Siyuan Zhuang, Yonghao Zhuang, Joseph E Gonzalez, et al. 2023. Vicuna: An open-source chatbot impressing gpt-4 with 90%* chatgpt quality. See <https://vicuna.lmsys.org> (accessed 14 April 2023) 2, 3 (2023), 6.
- [5] Yushun Dong, Ninghao Liu, Brian Jalaian, and Jundong Li. 2022. Edits: Modeling and mitigating data bias for graph neural networks. In *Proceedings of the ACM web conference 2022*. 1259–1269.
- [6] Taoran Fang, Yunchao Zhang, Yang Yang, Chunping Wang, and Lei Chen. 2024. Universal prompt tuning for graph neural networks. *Advances in Neural Information Processing Systems* 36 (2024).
- [7] Will Hamilton, Zhitao Ying, and Jure Leskovec. 2017. Inductive representation learning on large graphs. *Advances in neural information processing systems* 30 (2017).
- [8] Xiaoxin He, Xavier Bresson, Thomas Laurent, and Bryan Hooi. 2023. Explanations as features: Llm-based features for text-attributed graphs. *arXiv preprint arXiv:2305.19523* (2023).
- [9] Xiaoxin He, Yijun Tian, Yifei Sun, N. Chawla, Thomas Laurent, Yann LeCun, Xavier Bresson, and Bryan Hooi. 2024. G-Retriever: Retrieval-Augmented Generation for Textual Graph Understanding and Question Answering. *ArXiv abs/2402.07630* (2024). <https://api.semanticscholar.org/CorpusID:267626823>
- [10] Zhenyu Hou, Xiao Liu, Yukuo Cen, Yuxiao Dong, Hongxia Yang, Chunjie Wang, and Jie Tang. 2022. Graphmae: Self-supervised masked graph autoencoders. In *Proceedings of the 28th ACM SIGKDD Conference on Knowledge Discovery and Data Mining*. 594–604.
- [11] Weihua Hu, Matthias Fey, Marinka Zitnik, Yuxiao Dong, Hongyu Ren, Bowen Liu, Michele Catasta, and Jure Leskovec. 2020. Open graph benchmark: Datasets for machine learning on graphs. *Advances in neural information processing systems* 33 (2020), 22118–22133.
- [12] Ziniu Hu, Yuxiao Dong, Kuansan Wang, Kai-Wei Chang, and Yizhou Sun. 2020. Gpt-gnn: Generative pre-training of graph neural networks. In *Proceedings of the 26th ACM SIGKDD international conference on knowledge discovery & data mining*. 1857–1867.
- [13] Qian Huang, Hongyu Ren, Peng Chen, Gregor Kržmanc, Daniel Zeng, Percy S Liang, and Jure Leskovec. 2024. Prodigy: Enabling in-context learning over graphs. *Advances in Neural Information Processing Systems* 36 (2024).
- [14] Baoyu Jing, Chanyoung Park, and Hanghang Tong. 2021. Hdmi: High-order deep multiplex infomax. In *Proceedings of the Web Conference 2021*. 2414–2424.
- [15] Thomas N Kipf and Max Welling. 2016. Semi-supervised classification with graph convolutional networks. *arXiv preprint arXiv:1609.02907* (2016).
- [16] Yuhua Li, Zhixun Li, Peisong Wang, Jia Li, Xiangguo Sun, Hong Cheng, and Jeffrey Xu Yu. 2023. A survey of graph meets large language model: Progress and future directions. *arXiv preprint arXiv:2311.12399* (2023).
- [17] Xuan Lin, Lichang Dai, Yafang Zhou, Zu-Guo Yu, Wen Zhang, Jian-Yu Shi, Dong-Sheng Cao, Li Zeng, Haowen Chen, Bosheng Song, et al. 2023. Comprehensive evaluation of deep and graph learning on drug–drug interactions prediction. *Briefings in Bioinformatics* 24, 4 (2023), bbad235.
- [18] Xuan Lin, Zhe Quan, Zhi-Jie Wang, Yan Guo, Xiangxiang Zeng, and S Yu Philip. 2022. Effectively identifying compound-protein interaction using graph neural representation. *IEEE/ACM Transactions on Computational Biology and Bioinformatics* 20, 2 (2022), 932–943.
- [19] Hao Liu, Jiarui Feng, Lecheng Kong, Ningyue Liang, Dacheng Tao, Yixin Chen, and Muhan Zhang. 2023. One for all: Towards training one graph model for all classification tasks. *arXiv preprint arXiv:2310.00149* (2023).
- [20] Haokun Liu, Derek Tam, Mohammed Muqeeth, Jay Mohta, Tenghao Huang, Mohit Bansal, and Colin A Raffel. 2022. Few-shot parameter-efficient fine-tuning is better and cheaper than in-context learning. *Advances in Neural Information Processing Systems* 35 (2022), 1950–1965.
- [21] Jiawei Liu, Cheng Yang, Zhiyuan Lu, Junze Chen, Yibo Li, Mengmei Zhang, Ting Bai, Yuan Fang, Lichao Sun, Philip S Yu, et al. 2023. Towards graph foundation models: A survey and beyond. *arXiv preprint arXiv:2310.11829* (2023).
- [22] Pengfei Liu, Weizhe Yuan, Jinlan Fu, Zhengbao Jiang, Hiroaki Hayashi, and Graham Neubig. 2023. Pre-train, prompt, and predict: A systematic survey of prompting methods in natural language processing. *Comput. Surveys* 55, 9 (2023), 1–35.
- [23] Zemin Liu, Xingtong Yu, Yuan Fang, and Xinming Zhang. 2023. Graphprompt: Unifying pre-training and downstream tasks for graph neural networks. In *Proceedings of the ACM Web Conference 2023*. 417–428.
- [24] Andrew Kachites McCallum, Kamal Nigam, Jason Rennie, and Kristie Seymore. 2000. Automating the construction of internet portals with machine learning. *Information Retrieval* 3 (2000), 127–163.
- [25] Tomas Mikolov, Kai Chen, Greg Corrado, and Jeffrey Dean. 2013. Efficient estimation of word representations in vector space. *arXiv preprint arXiv:1301.3781* (2013).
- [26] Nils Reimers and Iryna Gurevych. 2019. Sentence-bert: Sentence embeddings using siamese bert-networks. *arXiv preprint arXiv:1908.10084* (2019).
- [27] Mingchen Sun, Kaixiong Zhou, Xin He, Ying Wang, and Xin Wang. 2022. Gpnt: Graph pre-training and prompt tuning to generalize graph neural networks. In *Proceedings of the 28th ACM SIGKDD Conference on Knowledge Discovery and Data Mining*. 1717–1727.
- [28] Xiangguo Sun, Hong Cheng, Jia Li, Bo Liu, and Jihong Guan. 2023. All in one: Multi-task prompting for graph neural networks. In *Proceedings of the 29th ACM SIGKDD Conference on Knowledge Discovery and Data Mining*. 2120–2131.
- [29] Qiaoyu Tan, Ninghao Liu, Xiao Huang, Soo-Hyun Choi, Li Li, Rui Chen, and Xia Hu. 2023. S2GAE: self-supervised graph autoencoders are generalizable learners with graph masking. In *Proceedings of the sixteenth ACM international conference on web search and data mining*. 787–795.
- [30] Jiabin Tang, Yuhao Yang, Wei Wei, Lei Shi, Lixin Su, Suqi Cheng, Dawei Yin, and Chao Huang. 2023. Graphgpt: Graph instruction tuning for large language models. *arXiv preprint arXiv:2310.13023* (2023).
- [31] Jiabin Tang, Yuhao Yang, Wei Wei, Lei Shi, Long Xia, Dawei Yin, and Chao Huang. 2024. Hgpt: Heterogeneous graph language model. *arXiv preprint arXiv:2402.16024* (2024).
- [32] Hugo Touvron, Thibaut Lavril, Gautier Izacard, Xavier Martinet, Marie-Anne Lachaux, Timothée Lacroix, Baptiste Rozière, Naman Goyal, Eric Hambro, Faisal Azhar, et al. 2023. Llama: Open and efficient foundation language models. *arXiv preprint arXiv:2302.13971* (2023).
- [33] Petar Velickovic, Guillem Cucurull, Arantxa Casanova, Adriana Romero, Pietro Lio, Yoshua Bengio, et al. 2017. Graph attention networks. *stat* 1050, 20 (2017), 10–48550.
- [34] Heng Wang, Shangbin Feng, Tianxing He, Zhaoxuan Tan, Xiaochuang Han, and Yulia Tsvetkov. 2024. Can language models solve graph problems in natural language? *Advances in Neural Information Processing Systems* 36 (2024).
- [35] Xiaoyang Wang, Yao Ma, Yiqi Wang, Wei Jin, Xin Wang, Jiliang Tang, Caiyan Jia, and Jian Yu. 2020. Traffic flow prediction via spatial temporal graph neural network. In *Proceedings of the web conference 2020*. 1082–1092.
- [36] Zhihao Wen and Yuan Fang. 2023. Augmenting low-resource text classification with graph-grounded pre-training and prompting. In *Proceedings of the 46th International ACM SIGIR Conference on Research and Development in Information Retrieval*. 506–516.
- [37] Jun Xia, Lirong Wu, Jintao Chen, Bozhen Hu, and Stan Z Li. 2022. Simgrace: A simple framework for graph contrastive learning without data augmentation. In *Proceedings of the ACM Web Conference 2022*. 1070–1079.
- [38] Lianghao Xia, Chao Huang, Chunzhen Huang, Kangyi Lin, Tao Yu, and Ben Kao. 2023. Automated self-supervised learning for recommendation. In *Proceedings of the ACM Web Conference 2023*. 992–1002.
- [39] Junhan Yang, Zheng Liu, Shitao Xiao, Chaozhao Li, Defu Lian, Sanjay Agrawal, Amit Singh, Guangzhong Sun, and Xing Xie. 2021. Graphformers: Gnn-nested transformers for representation learning on textual graph. *Advances in Neural Information Processing Systems* 34 (2021), 28798–28810.
- [40] Yuning You, Tianlong Chen, Yongduo Sui, Ting Chen, Zhangyang Wang, and Yang Shen. 2020. Graph contrastive learning with augmentations. *Advances in neural information processing systems* 33 (2020), 5812–5823.
- [41] Seongjun Yun, Minbyul Jeong, Raehyun Kim, Jaewoo Kang, and Hyunwoo J Kim. 2019. Graph transformer networks. *Advances in neural information processing systems* 32 (2019).
- [42] Mengmei Zhang, Mingwei Sun, Peng Wang, Shen Fan, Yanhu Mo, Xiaoxiao Xu, Hong Liu, Cheng Yang, and Chuan Shi. 2024. GraphTranslator: Aligning Graph Model to Large Language Model for Open-ended Tasks. *arXiv preprint arXiv:2402.07197* (2024).
- [43] Haiteng Zhao, Shengchao Liu, Ma Chang, Hannan Xu, Jie Fu, Zhihong Deng, Lingpeng Kong, and Qi Liu. 2024. Gimlet: A unified graph-text model for instruction-based molecule zero-shot learning. *Advances in Neural Information Processing Systems* 36 (2024).
- [44] Yanqiao Zhu, Yichen Xu, Feng Yu, Qiang Liu, Shu Wu, and Liang Wang. 2021. Graph contrastive learning with adaptive augmentation. In *Proceedings of the Web Conference 2021*. 2069–2080.

A Algorithm

Algorithm 1 Pre-training Stage of GraphLAMA

Input: Pre-training graph $\mathcal{G}_{\text{pre}} = (\mathcal{V}, \mathcal{A}, \mathcal{X}, \mathcal{S})$, GNN g_θ , max hop number λ , hop encodings $\{\mathbf{e}_i\}_{i=0}^\lambda$, TRG and TIG t_ϕ , where ϕ is divided into ϕ_{rel} , ϕ_{inv} , and ϕ_{agg} , ϕ_{rel} includes \mathbf{W}_{rel} , ϕ_{inv} comprises \mathbf{m}_{inv} and \mathbf{W}_{inv} , ϕ_{agg} contains \mathbf{W}_{agg} , projector p_ψ , Large Language Model as encoder LLM_ω , Task Text $T_{\text{task}}^{\text{pre}}$, text encoding function f_α ;

Output: Well-trained transferable parameters $\theta, \phi, \psi, \{\mathbf{e}_i\}_{i=0}^\lambda, \alpha$;

Initialize $\theta, \phi, \psi, \{\mathbf{e}_i\}_{i=0}^\lambda$;

for each node $v \in \mathcal{V}$ **do**

Extract neighborhood subgraph $(\mathcal{N}(v), \mathcal{A}_{\mathcal{N}(v)}, \mathcal{X}_{\mathcal{N}(v)})$ from \mathcal{G}_{pre} of node v ;

$X_{\mathcal{N}(v)}^{\text{GNN}} \leftarrow g_\theta(\mathcal{A}_{\mathcal{N}(v)}, \mathcal{X}_{\mathcal{N}(v)})$ by Eq. (1);

$\mathbf{m}_{\text{rel}} \leftarrow f_\alpha(T_{\text{task}}^{\text{pre}})$;

for each node $u \in \mathcal{N}(v)$ **do**

$X_u^{\text{Hop}} \leftarrow [X_u^{\text{GNN}}, \mathbf{e}_{\text{dist}(u,v)}]$ by Eq. (2);

$X_u^{\text{Gate}} \leftarrow t_\phi(X_u^{\text{Hop}})$ by Eq. (3);

$X_u^{\text{Proj}} \leftarrow p_\psi(X_u^{\text{Gate}})$ by Eq. (4);

$C_u \leftarrow \text{LLM}_\omega(\mathcal{S}_u)$;

end for

Update $\theta, \phi, \psi, \alpha, \{\mathbf{e}_i\}_{i=0}^\lambda$ by self-supervised loss in Eq. (6) and supervised cross-entropy loss;

end for

Algorithm 2 Adaptation Stage of GraphLAMA

Input: Target graph $\mathcal{G}_{\text{target}} = (\mathcal{V}, \mathcal{A}, \mathcal{X}, \mathcal{S})$, few-shot examples $\{(v_i, y_{v_i})\}_{i=1}^K$, GNN g_θ , max hop number λ , hop encodings $\{\mathbf{e}_i\}_{i=0}^\lambda$, TRG and TIG t_ϕ , where ϕ is divided into ϕ_{rel} , ϕ_{inv} , and ϕ_{agg} , ϕ_{rel} includes \mathbf{W}_{rel} , ϕ_{inv} comprises \mathbf{m}_{inv} and \mathbf{W}_{inv} , ϕ_{agg} contains \mathbf{W}_{agg} , projector p_ψ , Large Language Model as decoder LLM_ω , Task Text $T_{\text{task}}^{\text{target}}$, text encoding function f_α ;

Output: Well tuned parameters for target task and data $\alpha, \phi_{\text{agg}}$;

Initialize $\mathbf{m}_{\text{rel}} \leftarrow f_\alpha(T_{\text{task}}^{\text{target}})$

for $i = 1$ **to** K **do**

Extract neighborhood subgraph $(\mathcal{N}(v), \mathcal{A}_{\mathcal{N}(v)}, \mathcal{X}_{\mathcal{N}(v)})$ from $\mathcal{G}_{\text{target}}$ of node v_i ;

$X_{\mathcal{N}(v)}^{\text{GNN}} \leftarrow g_\theta(\mathcal{A}_{\mathcal{N}(v)}, \mathcal{X}_{\mathcal{N}(v)})$ by Eqs. (1);

for each node $u \in \mathcal{N}(v)$ **do**

$X_u^{\text{Hop}} \leftarrow [X_u^{\text{GNN}}, \mathbf{e}_{\text{dist}(u,v)}]$ by Eq. (2);

$X_u^{\text{Gate}} \leftarrow t_\phi(X_u^{\text{Hop}})$ by Eq. (3);

$X_u^{\text{Proj}} \leftarrow p_\psi(X_u^{\text{Gate}})$ by Eq. (4);

end for

$\hat{y}_{v_i} \leftarrow \text{LLM}_\omega[X_{\mathcal{N}(v)}^{\text{Proj}}, \mathcal{S}_v, T_{\text{task}}^{\text{target}}]$ by Eq. (5);

Update $\mathbf{m}_{\text{rel}}, \phi_{\text{agg}}, \phi_{\text{rel}}$ by supervised cross-entropy loss;

end for

B Dataset Details

Arxiv [24] represents a directed graph depicting the citation network among computer science ArXiv papers. Each paper in the dataset is categorized into one of 40 specific research fields, with the classifications provided manually by the authors and verified by ArXiv moderators. The PubMed dataset [8] comprises 19,717 scientific articles related to diabetes, sourced from the PubMed database. These articles are systematically classified into three categories: Experimental Induced Diabetes, Type 1 Diabetes, and Type 2 Diabetes. Furthermore, the dataset features a citation network that includes 44,338 connections. The Cora dataset [36] contains 25,120 research papers, interconnected through a network of citations. This expanded version of the Cora dataset includes a total of 70 classes. Wiki-CS [19] constitutes a network of internet links, with each node depicting a Wikipedia page and each edge denoting a hyperlink between pages. The ogbn-products dataset [11] comprises an undirected and unweighted graph that models a network of co-purchased products on Amazon. In this graph, nodes symbolize products available on Amazon, and edges between two nodes signify that the corresponding products are frequently bought together. The sources of datasets are list as follows:

- **ArXiv:** Graph and node content at <https://ogb.stanford.edu/docs/nodeprop/>
- **PubMed:** Graph and node content at <https://github.com/XiaoxinHe/TAPE>
- **Cora:** Graph and node content at <https://github.com/WenZhihao666/G2P2>
- **Wiki-CS:** Graph and node content at <https://github.com/LechengKong/OneForAll>
- **Products:** We get graph data from <https://ogb.stanford.edu/docs/nodeprop/> and get node content from <https://github.com/XiaoxinHe/TAPE>

C Baselines

For few-shot classification task, baseline methods can be divided into two groups. (1) The first group employs discriminative learning approaches and uses GNN as predictor: GraphMAE [10] employs self-supervised learning method and designed for cross-domain purpose; All-In-One [28] and GraphPrompt [23] adopt graph prompt methods and are capable of few-shot learning; Prodigy [13] and OneForAll (OFA) [19] enable in-context learning on graph data; G2P2 [36] utilizes natural language prompt methods and integrates soft-prompt techniques with graph structures. For the baselines other than GraphMAE, All-In-One, and GraphPrompt, we employed the standard word2vec method to encode textual information. These approaches are capable of few-shot classification but not summary generation. (2) The second group consists of methods that use LLMs to generate predictions, including Vicuna-7B-v1.5, NLGraph [34], LLaGA [2], G-Retriever [9] and GraphGPT [30]. Typically, we describe graph structure as natural language to be the input of Vicuna and NLGraph, along with node's text content. The inputs of GraphGPT include graph tokens for structure information and textual features. We incorporate few-shot examples into the instruction prompts during the inference phase for (ICL) tagged models, and use few-shot data to adjust the parameters of the (Tuned) tagged models, as suggested by their original papers.

For zero-shot classification experiments, we compare three groups of methods as baselines. (1) The first group consists of supervised GNNs, including GCN [7], GAT [33] and Graph-SAGE [15] which are trained and evaluated on test datasets. (2) The second group comprises standalone LLMs, specifically Llama2-7B and Vicuna-7B-v1.5, which only use text contents of nodes for classification predictions. (3) The third group includes methods that integrate GNNs with LLMs such as GraphGPT, OneForAll, GIMLET [43], GraphTranslator [42] and LLaGA. Models in the third group including our GraphLAMA are trained on the pre-training datasets and then directly evaluated on the test datasets.

For summary generation tasks, we select Llama2-7B and Vicuna-7B-v1.5 as text-only baselines. Additionally, we employ GraphTranslator as a baseline that utilizes both graph structure and textual information. We ignore GraphGPT in this task, since it fails to follow the summary instruction.

D Implementation Details

For each graph used in pre-training and testing, we get 128-dimensional node features through encoding node content with word2vec [25]. The GNN used in Eq. (1) is realized with a three-layer Graph Transformer [41] and the hidden dimension is set at 128. For hop encoding, we set it as a fixed-length vector of size 4. During all stages, we set λ as 2 to extract the two-hop subgraph of the target node, and set the max number of neighbors as 100. We use 132-dimensional vectors for \mathbf{m}_{inv} and \mathbf{m}_{rel} used in Eq. (3). For f_α , we utilize the “all-MiniLM-L6-v2” version of Sentence-bert. For projector, we implement a fully connected layer for p_ψ used in Eq. (4). We utilize Vicuna-7B-v1.5 as the LLM in our backbone architecture, which features a hidden dimension of 4096. For Eq. (6), we use cosine similarity normalization for the term $\cos(\hat{X}_u, \hat{C}_u)$ and magnitude normalization for the Euclidean distance component $\|\hat{X}_u - \hat{C}_u\|^2$. We employ the Adam optimizer with a learning rate of $1e-6$ for both the pre-training and adaptation stages. The model is pre-trained for up to three epochs and undergo adaptation for a maximum of two epochs. Considering the computational cost in pre-training, we simply follow the experience in GraphGPT for hyper-parameter

selection, and use the above setting for all datasets and tasks. All experiments are conducted on an A800 GPU with 80GB of memory.

E Comparison with Directly Scaling GLMs

We equip GraphGPT with Vicuna-13B-v1.5 [4] and Llama-8B-v3 [32] for comparison, with results shown in Table 7. Notably, GraphLAMA uses Vicuna-7B-v1.5 as its LLM. As the results indicate, our method consistently outperforms all other configurations across the board. The lack of training specifically tailored to graph data may explain why simply scaling up the LLM’s parameters and training corpus fails to yield better performance.

Table 7: Comparison between GraphGPT variants and GraphLAMA .

Dataset	Shots	GraphGPT with Vicuna-13B-v1.5 (ICL)	GraphGPT with Llama-8B-v3 (ICL)	GraphLAMA
Cora 5ways	5	51.08±1.21	51.60±2.22	74.54±1.61
	20	50.84±1.45	51.75±2.20	80.56±2.11
	50	53.73±1.68	52.86±2.22	88.96±1.93
Cora 10ways	5	39.95±1.36	39.47±1.34	58.61±1.92
	20	39.77±1.69	39.16±1.73	69.04±1.69
	50	40.25±1.10	40.59±1.55	79.71±1.84
Wiki-CS 5ways	5	55.34±1.72	56.08±1.06	70.18±2.07
	20	55.74±1.60	56.47±1.30	76.88±2.30
	50	57.33±2.26	57.72±2.10	81.99±1.64
Wiki-CS 10ways	5	50.53±2.10	49.21±1.36	62.24±2.18
	20	49.52±2.30	49.74±1.09	68.20±2.40
	50	50.70±1.17	49.92±1.51	75.81±2.34
Products 5ways	5	51.61±1.48	50.27±1.75	69.67±1.64
	20	51.96±1.43	50.33±2.38	72.61±2.19
	50	51.83±2.05	50.09±2.20	84.82±1.58
Products 10ways	5	36.88±2.45	36.72±2.28	58.30±2.17
	20	36.29±1.43	36.38±1.77	64.85±1.86
	50	37.51±1.76	36.71±1.08	75.81±1.52