

On Recipe Memorization and Creativity in Large Language Models: *Is Your Model a Creative Cook, a Bad Cook, or Merely a Plagiator?*

Jan Kvapil, Martin Fajčík

Brno University of Technology, Brno, Czech Republic
xkvapi19@stud.fit.vutbr.cz, martin.fajcik@vut.cz

Abstract

This work-in-progress investigates the memorization, creativity, and nonsense found in cooking recipes generated from Large Language Models (LLMs). Precisely, we aim (i) to analyze memorization, creativity, and non-sense in LLMs using a small, high-quality set of human judgments and (ii) to evaluate potential approaches to automate such a human annotation in order to scale our study to hundreds of recipes. To achieve (i), we conduct a detailed human annotation on 20 preselected recipes generated by LLM (Mixtral), extracting each recipe’s ingredients and step-by-step actions to assess which elements are memorized—i.e., directly traceable to online sources possibly seen during training—and which arise from genuine creative synthesis or outright nonsense. We find that Mixtral consistently reuses ingredients that can be found in online documents, potentially seen during model training, suggesting strong reliance on memorized content.

To achieve aim (ii) and scale our analysis beyond small sample sizes and single LLM validation, we design an “LLM-as-judge” pipeline that automates recipe generation, nonsense detection, parsing ingredients and recipe steps, and their annotation. For instance, comparing its output against human annotations, the best ingredient extractor and annotator is Llama 3.1+Gemma 2 9B, achieving up to 78 % accuracy on ingredient matching. This automated framework enables large-scale quantification of memorization, creativity, and nonsense in generated recipes, providing rigorous evidence of the models’ creative capacities.

1 Introduction

Cooking recipes can be thought of as algorithms or programs. There are (i) ingredients that are needed to cook a recipe—prerequisites needed to execute an algorithm, as well as (ii) steps that need to be followed to achieve the requested result. These ingredients and steps may be memorized by the Large Language Models (LLMs) and may not be their own invention. Past work showed that training

data can be extracted from LLMs (Nasr et al., 2023) and that LLMs can assist with cooking (Chan et al., 2023), albeit with low human preference (Diallo et al., 2024).

We pose the following research questions:
Are these recipes any good? Did the model come up with them? And didn’t the model serve us a recipe that is plagiarized without ever crediting the original author?

In our study, we ask whether the recipes generated by LLMs are *creative*, *plagiarized (memorized)*¹, or simply *bad (nonsensical)*. This work-in-progress currently *focuses on memorization*. We propose a novel system that can determine the amount of potential memorization in model-generated recipes. The system is based on the overlap between (i) the generated recipe, considering ingredients and recipe steps, and (ii) retrieved online documents on which it could have been trained. The pipeline consists of (i) generating a recipe using an LLM, (ii) analysing the recipe for nonsensicality and general correctness², and (iii) performing the overlap examination described above.

To tune and test our system, we first let human annotators follow the steps of our system and then verify which LLMs to use in different steps of our system in order to close the gap to humans.

In summary, this work-in-progress presents:

1. An annotation approach that quantifies amounts of memorized and creatively generated ingredients and recipe steps that both humans and LLMs can follow.

¹Under Czech implementation of EU copyright law (§ 39d), a language model may infringe copyright if it reproduces expressive elements of a protected work outside of research use, and the rightholder has explicitly prohibited use for training (e.g., via robots.txt). Since it’s often unclear whether a recipe qualifies as a copyright-protected work, we define *potential plagiarism* as a model generating a recipe with ingredients and steps closely matching a publicly available one(s). This does not imply legal infringement but serves as a practical proxy. For brevity, we sometimes call this “plagiarized”. See Appendix E for deeper discussion.

²Not containing any significant mistakes or flaws.

2. A dataset of nearly 36,000 instances (20 recipes, each accompanied with annotation of ingredients and task components from 18 documents) of human annotations that allow us to (a) propose answers to our research questions, (b) tune and automate an LLM-as-judge system that replicates the annotation process and (c) estimate the gap between humans and best LLM-as-judge systems.
3. Our work-in-progress and future plan on automating the proposed annotation approach with LLMs, which would allow us to scale up our study beyond 20 recipes and a single LLM recipe generator.

2 Related Work

RecipeMC (Taneja et al., 2024), a text generation method for recipes, uses a fine-tuned GPT-2 (Radford et al., 2019) and Monte Carlo Tree Search for recipe ingredient and steps generation. Other prompt-based recipe generation methods were proposed (H. Lee et al., 2020; Hwang et al., 2023). These approaches differ from ours, as we use models that are pre-trained but not fine-tuned for recipe generation. Our prompting approach also differs.

Chen et al. (2024) research memorization by collecting model outputs (tokens, probability distributions, embeddings) and calculate memorization score for every sentence. This differs from our approach, as we evaluate memorization based on tags (ingredients, tasks, tools and ingredients used in the tasks). Hartmann et al. (2023) focus on memorization, the challenges with its definition and estimation, and identifies various types of information an LLM can be said to memorize (facts, verbatim text, algorithms, etc.), as well as the potential related risks and measurement of LLM memorization, its impact, and its mitigation. A mentioned approach to estimating memorization in ideas and algorithms is prompting a model with all but a single element or step (tuple completion), and checking whether the true missing element or step is predicted by the model.

Lee et al. (2023) define plagiarism as reusing of any content including text, source code, or audio-visual content without the permission or citation from the author of the original work. They define 3 types of plagiarism: *verbatim*, *paraphrase* and *idea* plagiarism. Our definition of *potential plagiarism* is more specific. We attempt to detect all three mentioned types with our approach.

Lee et al. (2025) introduce PlagBench, a dataset that represents various types of plagiarism (verbatim copying, paraphrasing, summarization), and they utilise this dataset to examine LLM’s ability to transform original content and evaluate plagiarism detection performance of LLMs.

Bender et al. (2021) explore how LLMs, often trained using large, undocumented datasets, often containing unchecked information, can cause hallucination. They use the term “stochastic parrot”—the model does not understand the language, it simply “parrots” training data and statistical patterns found in the dataset (Uddin, 2023).

3 Research Process Overview

For brevity, we define the following terms:

Recipe name The name of a specific dish (e.g. “Coleslaw”, “Beef wellington”).

Ingredient A single item (e.g. spice, food, liquid) that, combined with other items (ingredients) in a specific way, forms a dish (e.g. bell pepper, whole milk, salt).

Task A triple consisting of (i) the task name and optionally (ii) the tools involved and/or (iii) the ingredients involved, characterizing a single performed action (e.g. “Preheat an oven”, “Mix flour and salt in a large mixing bowl”).

Step A single task or a combination of tasks (e.g. “First, we need to preheat the oven and mix together the dry ingredients”).

Recipe A triple consisting of a recipe name, a list of ingredients and a list of steps.

To analyze to what extent the LLMs generate creative, memorized, or non-sensical recipes, we devise the following research process:

(1) Candidate Recipe Names Selection Proposal of the list of candidate recipe names. Selection of recipe names for further examination (Section 4)

(2) LLM Recipe Generation For each recipe name, do K -way recipe generation (Section 4).

(3) Filtering Selecting best-of- K recipe, detection of objectively wrong steps and ingredients, filtering out non-sense and wrongly generated recipes (Section 4). Examples can be found in Appendix B.

(4) Parsing Parsing of model-generated recipes for annotation (Section 5).

(5) Online Document Retrieval Retrieval of online documents for each recipe (Section 5).

(6) Annotation Annotation of the online documents (Section 5, 7).

(7) Gathering Statistics Gathering of statistical data from the annotation and interpretation of the data (Section 6).

Our system seeks to automate steps 2 to 6. This approach is different from existing approaches, such as that of Hartmann et al. (2023), who suggest prompting a model with all but a single element or step, and detecting whether the true missing element is generated by the model.

4 Recipe Generation

With the purpose of creating the annotation dataset, we manually created a list of 62 recipe names from around the world (**step (1)**) while focusing on (i) variety (23 countries/regions) and (ii) not targeting only popular recipes (such as national dishes of major countries). Out of these, we selected 20 recipes for closer examination (list available in Appendix A).

We devised 5 prompt types with varying levels of detail to try to select recipes to select the prompt that returns the best results (described in more detail in Appendix C)³. The prompt selection was performed by applying the previously described prompt styles in ChatGPT-3.5 and Mixtral and evaluating the outputs, utilising SPA (Ethayarajh and Jurafsky, 2022) in order to select the prompt type resulting in the most satisfactory results. Using this prompt type, we performed generation with $K = 5$, using 5 distinct prompts of the same type to obtain 5 generated recipes.

5 Annotation System

Following the generation, we select a single best-of- K recipe, based on (i) the amount of objectively faulty instructions or ingredients (e.g. using a paper towel to extract moisture from grated cucumber—the paper towel would fall apart), (ii) a subjective opinion of correctness and (iii) the general preference of the generated output (**step (3)**), following the stated order.

Once recipes are generated and filtered, they need to be parsed (**step (4)**). The parsing of ingredients is done by parsing the provided ingredient

list. To parse tasks, we form triples as defined in Section 3. The task name was usually selected from a verb, sometimes including the preposition (e.g. “whisk”, “pour in”). It was parsed in the infinitive form. The tool or the ingredient was occasionally not present in a step and was thus not parsed. The tool involved in a task was parsed and propagated into the following relevant tasks, even if it is not explicitly mentioned. The list of ingredients was parsed the same way. In the case of an implied ingredient or multiple ingredients, a word was selected to sum all of the ingredients (e.g. “mixture”).

A total of N_d documents are retrieved for each examined recipe. These documents are obtained in the form of websites containing a recipe, and are then documents are then annotated.

The ingredient annotation (**step (6)**) is based on locating each model-generated ingredient verbatim in a parsed document’s ingredient list. The annotator has 4 options during the annotation: “*Found*”, “*Found (not perfect)*”, “*Not found*” and “*Implied*”⁴.

For each task, there are 3 different annotation fields the annotator has to select an option in: (1) the task, (2) the tool(s), and (3) the ingredient list. For the tasks, the annotator selects one of four options: “*Task Found*”, “*Task Found (Not Exact Wording)*”, “*Task Found (Wrong Context)*”, and “*Task Not Found*”.

For the tools, the annotator selects one of 5 options: “*Found*”, “*Found (Not Exact)*”, “*Not Found*”, “*Tool Implied*”, and “*No Tool Involved*”.

For ingredients in the context of tasks, the selection is slightly different due to the involvement of multiple ingredients in a single task. For that reason, we focus on the presence of the ingredients regardless of whether they match the wording in the document verbatim. The options for the annotator to choose from are: “*Ingredients Match*”, “*Most Ingredients Match*”, “*Some Ingredients Match*”, “*No Ingredients Match*”, “*Ingredients Implied*”, and “*No Ingredients Used*”.

For an in-depth overview of the annotation system, see Appendix D.

6 Human Annotation and Findings

For the purposes of human annotation, we obtained $N_d = 18$ for 20 individual recipes for a total of 360 documents. These documents were selected

³Automated pipeline will offer the ability to use custom prompts.

⁴Option merged with “Not found” in the automatized annotation.

manually, with the requirement that the document must contain a list of ingredients and a list of steps. 6 documents were retrieved from 3 search engines (Google⁵, Bing⁶ and DuckDuckGo⁷). We used Mixtral (Jiang et al., 2024) to perform the $K = 5$ generations.

We utilised the help of 7 annotators (undergraduate and graduate students, one of whom was the first author), who took 148 hours to annotate the dataset (7.4 hours per recipe, or 16 minutes for a single document annotation). The annotators were paid 175 CZK per hour for their work. Half (180) of the documents were annotated twice, with each annotator having an overlap of 6 out of the 9 annotated documents with other annotators. This choice was made to be able to calculate inter-agreement.

With the described system, we gathered 6669 annotation instances for ingredients and 9693 task triples annotation instances for the 18×20 documents. The collected dataset provides (i) information necessary to tune an automatic annotation system and evaluate the capabilities of various LLMs and (ii) allows us to extract preliminary results targeting our research questions (**step 7**). The annotators followed a prepared annotation guide (can be found in D).

6.1 Ingredients Annotation

We calculated the inter-agreement using Cohen’s κ (Cohen, 1960), with the macro average value⁸ being 0.77. To establish human performance, the macro accuracy between annotators A_h is defined as:

$$A_h = \frac{\sum_{j=1}^m \frac{\sum_{i=1}^n \frac{S_{ij}}{T_{ij}}}{n}}{m}$$

where n is the number of annotated recipes, m is the number of annotator pairs (e.g. for 3 annotators, there are 3 annotator pairs (1, 2; 1, 3; 2, 3), S_{ij} is the number of annotations from recipe i where two annotators from the pair j chose the same option, and $T_{i,j}$ is the total number of annotations in recipe i the two annotators from the pair j shared. In our annotation, this macro accuracy was observed to be 85.23%.

⁵<https://www.google.com/>

⁶<https://www.bing.com/>

⁷<https://duckduckgo.com/>

⁸Macro average value was calculated as a sum of κ score for each recipe-annotator pair divided by the number of recipe-annotator pair doubles (60).

When considering all annotations of all recipes in all documents, the most selected option was “Found”. “Implied” was the rarest choice. The summary with details is available in Table 1.

Selection	Count	Percentage
Found	2569	38.82 %
Found (not perfect)	1979	29.67 %
Not found	1996	29.93 %
Implied	105	1.57 %
Total	6669	100.00 %

Table 1: Ingredient Annotation Selection Summary. Percentage rounded to 2 decimal places.

8 of the 247 observed ingredients were not found perfectly by the annotators (Table 2).

Recipe	Ingredient Name	FNP	NF
Paella	Yellow Bell Pepper	3	24
Leberkäse	Allspice	0	27
Chilli con carne	Black Beans	0	27
Chocolate mousse	Whole milk	0	27
Coleslaw	Mustard	14	13
Thai Green Curry	White pepper	8	19
Koshari	Green lentils	26	1
Thai Green Curry	Snap peas	6	21

Table 2: Ingredients not found perfectly by annotators. FNP is number of “Found (not perfect)” selections, NF is number of “Not found” selections. The detailed explanation is in annotation guidelines (Appendix D.3).

We hypothesize that the missing ingredients either (i) *hint that model made a creative action by introducing a new ingredient* or (ii) *the artifact was only produced by the non-exhaustivity of our annotation*—annotators “only” checked 18 documents for each recipe. To validate these hypotheses, we manually repeated the search query within the search engines, while this time appending the name of the not found ingredient. In case of every missing ingredient, we managed to find a relevant document with recipe containing such an ingredient. Therefore, based on human annotation, **we conjecture that hypothesis (ii) is correct, and Mixtral model uses ingredients only and only if they were seen in the training set.**

6.2 Tasks Annotation

We observed κ to be lower than in the case of the Ingredients Annotation, with the macro average value⁹ being 0.63. The observed macro accuracy

⁹Macro average value was calculated the same way as in ingredient annotation, with task name, tool and ingredient

was 74.15 %.

Task Annotation The task annotation showed that the percentage of “Task Not Found” selections was the highest, followed by the number of selections of “Task Not Found” and “Task Found (Not Exact Wording)”.

Tool Annotation Influenced by the number of “Task Not Found” selections, the tool annotation had nearly half of the values not filled in. Of those filled in, “Found (Not Exact Wording)” was the most selected option, followed by “Tool Implied” and “Not Found”, with “Found” being the least selected.

Ingredient List Annotation Similar to the task annotation, the ingredient list annotation had nearly half of the values not filled in, and the number of “Ingredients Match” selections greatly outnumbered the other selections, with the other 4 categories only totalling 16.94 % of the selections.

The summary with all the details can be found in Tables 3, 4 and 5.

Selection	Count	Percentage
Task Found	3259	33.62 %
Task Found (Not Exact Wording)	2402	24.78%
Task Found (Wrong Context)	591	6.10 %
Task Not Found	3441	35.50 %
Total	9693	100.00 %

Table 3: Task Annotation Selection Summary for Tasks. Percentage rounded to 2 decimal places.

Selection	Count	Percentage
Found	788	8.13 %
Found (Not Exact Wording)	1979	20.42 %
Not Found	792	8.17 %
Tool Implied	1601	16.52 %
Not filled in	4533	46.76 %
Total	9693	100.00 %

Table 4: Task Annotation Selection Summary for Tools. Percentage rounded to 2 decimal places. The value was often not filled in due to the annotation system (if the task was not found, the tool checkbox was left empty, or the lack of a tool in the step).

annotation contributing equally.

Selection	Count	Percentage
Ingredients Match	3603	37.17 %
Most Ingredients Match	551	5.68 %
Some Ingredients Match	232	2.39 %
No Ingredients Match	252	2.60 %
Ingredients Implied	607	6.26 %
Not filled in	4448	45.89 %
Total	9693	100.00 %

Table 5: Task Annotation Selection Summary for Ingredients. Percentage rounded to 2 decimal places. The value was often not filled in due to the annotation system—if the task was not found, the ingredient list checkbox was left empty, or the lack of an ingredient list in the step.

29 (8.1 %) tasks were never marked as “Task Found”. These tasks can be found in Table 6. **This hints at a considerable amount of potential creativity when it comes to Tasks in recipes.** We have yet to analyze whether the lack of “Task Found” selections is caused by a lack of exhaustivity—suggesting Mixtral is also a task plagiarator. A similar analysis is needed for ingredient lists and tools, too.

Recipe	Task	TFNEW	TNF	TFWC
Chocolate Mousse	Stir into	0	24	3
Fish and Chips	Rinse	0	27	0
Fish and Chips	Increase oil temp	11	15	1
Gyoza	Add	0	9	18
Gyoza	Turn onto	1	26	0
Gyoza	Cut out	1	26	0
Gyoza	Place into	25	2	0
Gyoza	Pour in	27	0	0
Koshari	Ladle	20	7	0
Lagman	Cut into strips	7	19	1
Lagman	Gently drop	9	18	0
Leberkäse	Whisk together	1	26	0
Leberkäse	Press down	7	20	0
Leberkäse	Remove from oven	5	22	0
Pastel da nata	Press into the wells	25	2	0
Pita Bread	Place into	13	13	0
Tzatziki	Press on	17	10	0

Table 6: List of tasks that were not found perfectly during the annotation by any human annotator. 12 tasks from the recipe “Fettuccine Alfredo” were omitted from the table because all examined documents used premade pasta while the model provided steps for making pasta from scratch. TFNEW is number of “Task Found (Not Exact Wording)” selections, TNF is number of “Task Not Found” selections and TFWC is number of “Task Found (Wrong Context)” selections. For closer explanation, refer to Appendices D.4.1-D.4.4.

6.3 Exhaustivity Analysis

Finally, we analyze the exhaustivity of annotation on $N_d = 18$ documents. The more documents are

covered, the higher the chance that full coverage is achieved and all ingredients/tasks in a recipe generated from an LLM are found to be contained in a document or their combination. We observe that for more challenging tasks such as tool item annotation, *the proportion of found items in Figure 2 saturates more slowly* compared to ingredient annotation in Figure 1 (additionally, Figures 3 and 4 show how “Task Found” and “Ingredients Match” selections saturate the more documents are combined).

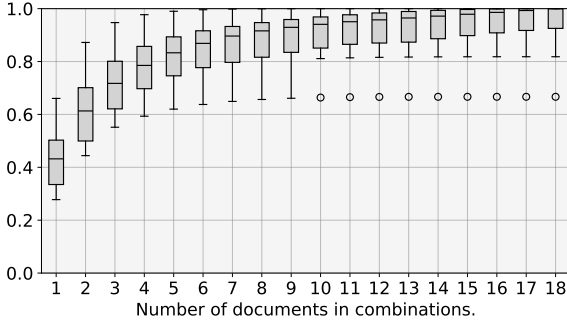


Figure 1: Percentage of Found selections in a combination of n documents in ingredients annotation across all recipes. The combination of higher amounts of documents shows that the more documents are examined, the more ingredients are annotated as “Found”.

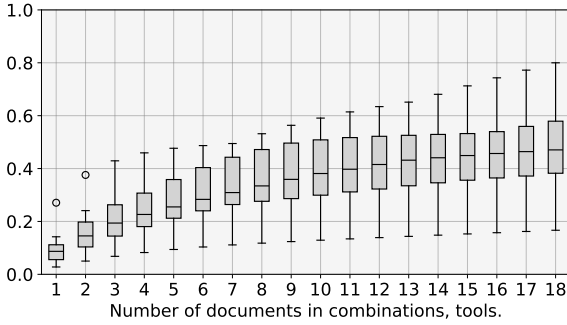


Figure 2: Percentage of “Found” selections in a combination of n documents in tools annotation across all recipes. We can observe the rising level of coverage, hinting at the need for more examined documents.

As we demonstrate by these plots, automatized annotation will allow us to cover a broader range of documents ($N_d = 80$ planned for automatized annotation), reducing the problems associated with non-exhaustivity of human annotations. We observed that in ingredient annotation, just 5 documents need to be combined to achieve a proportion of found ingredients of near 100 %.

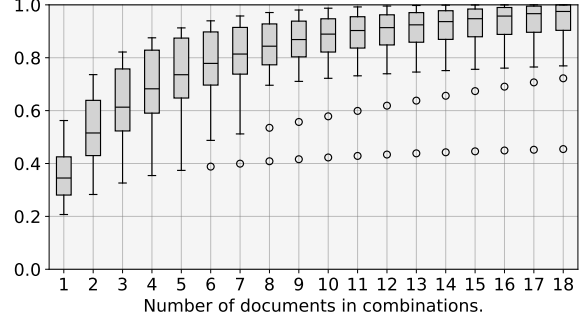


Figure 3: Percentage of “Task Found” selections in a combination of n documents in tasks annotation across all recipes. The combination of higher amounts of documents shows that the more documents are examined, the more tasks are annotated as “Task Found”, but the growth is slower compared to ingredients.

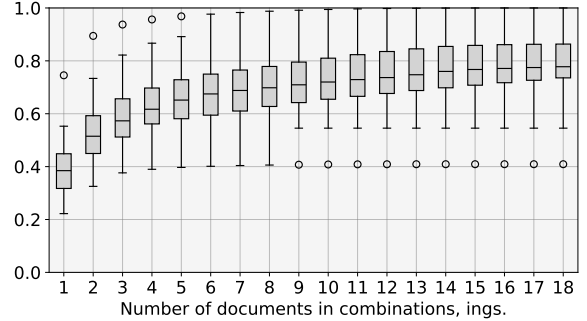


Figure 4: Percentage of “Ingredients Match” selections in a combination of n documents in ingredients annotation in tasks across all recipes.

7 Automatized Annotation

The initial part of the automatized annotation is the assessment of models and their ability to annotate the same way human annotators would. A total of 357 out of 360 documents were still available when the automatized annotation part of the research started. We downloaded these documents in the HTML format for further processing.

We processed the retrieved documents with 3 LLMs (Mixtral 8x7B Instruct v0.1, Mixtral 7B Instruct v0.3 (Jiang et al., 2023) and Llama 3.1 8B Instruct (Dubey et al., 2024)). First, we instructed LLMs to extract the list of ingredients into an XML structure.

Secondly, an annotation prompt is formed, containing (i) the name of the annotated ingredient, task, tool, or ingredient list related to the task, (ii) the extracted list of items (again ingredients, tasks, tools, or ingredient lists) from the generated recipe, and (iii) the task description.

The automated annotation utilises the Cloze For-

mulation (CF) approach defined in the Open Language Model Evaluation Standard (OLMES) (Gu et al., 2024). The model is presented with N prompts (where N is the number of choices in the annotation type) that differ only in the final choice. The LLM probability for the chosen tokens is then used to predict the answer of the model. We were then able to calculate the accuracy of various models working with the extracted lists using the following formula:

$$A_m = \frac{\sum_{i=1}^m \frac{S_i}{T_i}}{m}$$

Where m is the number of recipes, S_i is the number of document-ingredient/task/tool/ingredient list pairs that the model annotated the same way as the human annotator in recipe i , and T_i is the total number of pairs in recipe i . For the purposes of the calculation, in the case of a document being annotated twice (as described in Section 6), a pair is counted towards S_i in the case that the model annotated the same way as either of the two human annotators. If a document was annotated twice, each pair is only counted once towards T_i .

The ability of the models to annotate ingredients the same way as humans is summarized in Table 7. We observed the best accuracy from Gemma 2 9B Instruct (Gemma Team, 2024) and a very problematic performance by Llama 3.1 8B Instruct (Dubey et al., 2024).

Annotation Model	Extraction Model	Accuracy
Mixtral 8x7B Instruct v0.1	Mixtral 8x7B Instruct v0.1	0.631
	Mistral 7B Instruct v0.3	0.674
	Llama 3.1 8B Instruct	0.708
Mixtral 7B Instruct v0.3	Mixtral 8x7B Instruct v0.1	0.592
	Mistral 7B Instruct v0.3	0.602
	Llama 3.1 8B Instruct	0.589
Gemma 2 9B Instruct	Mixtral 8x7B Instruct v0.1	0.707
	Mistral 7B Instruct v0.3	0.740
	Llama 3.1 8B Instruct	0.778
Llama 3.1 8B Instruct	Mixtral 8x7B Instruct v0.1	0.377
	Mistral 7B Instruct v0.3	0.369
	Llama 3.1 8B Instruct	0.355
Gemma 2 27B Instruct	Mixtral 8x7B Instruct v0.1	0.685
	Mistral 7B Instruct v0.3	0.716
	Llama 3.1 8B Instruct	0.745

Table 7: Model Statistics for 3 classes (Found, Found (not perfect) and Not found) in the ingredients annotation. Using human annotation as ground truth. Formula used to calculate accuracy can be found above.

This step of the research was done to assess various models in order to select the best model to use for the final stages of the research when the entire pipeline is fully automatized. It is notable that the extraction by Llama 3.1 8B Instruct resulted in the

highest accuracy in annotations with 3 out of the 5 tested models.

The assessment of models for task annotation proved to be more complicated, and showed much worse results. The tasks, together with tools and ingredient lists, were extracted into an XML structure. When 4 classes were considered during the task name annotation, the examined models showed an accuracy of only 35–50 % depending on the model. After tuning the prompt used for the extraction of task lists from documents and reducing the number of annotation classes to 2, we observed an accuracy of close to 75 % (as can be seen in Table 8). In the future, we aim to evaluate the precision-recall curve, setting a precision value and reporting recall for the set precision.

Annotation Model	Accuracy
Mixtral 8x7B Instruct v0.1	0.74
Gemma 2 9B Instruct	0.75
Llama 3.1 8B Instruct	0.71
Mistral 7B Instruct v0.3	0.71

Table 8: Model Statistics for 2 classes in task name annotation. Identical extracted dataset (extraction performed using the Llama 3.1 8B Instruct model) used in all annotations.

8 Ongoing and Future Work

Our findings so far are based on human annotation and assessment of models based on human annotations. The current ongoing step of the research is assessing models and their performance when following the same annotation steps as humans. While the annotation system and the assessment of models for the annotation of ingredients were successfully completed, the assessment of models for the annotation of tasks posed unique challenges that are yet to be fully overcome.

Our next steps are to (i) complete the assessment of models in automatized task annotation, (ii) complete the automatization of steps 2 through 6 of the research process (steps 2 and 4 utilising LLMs to follow the methodology described in Sections 4 and 5, step 3 utilising an LLM-as-judge methodology, step 5 utilising web searching APIs, and step 6 utilising models that were observed to perform the best in the evaluation (Section 7)), (iii) validate the automatized process end-to-end and (iv) address nonsense and creativity detection.

The examination of nonsense in generated recipes will be based on:

(1) Examination of Entire Recipe Examination of the entire recipe, as generated by the model.

(2) Ingredient and Task Parsing Parsing the ingredients and tasks, identifying individual ingredients and tasks for further examination.

(3) Classification Identification of individual non-sensical ingredients and tasks in the context of the recipe, utilising methods using LLMs as classifiers, with reasoning.

(4) Evaluation Evaluation and confirmation of detected nonsensical ingredients and tasks.

An example of a non-sensical task is “frying” in a coleslaw recipe. An example of a non-sensical ingredient is “yeast” in a pasta recipe.

An ingredient or task is deemed *creative* if it is *not found in any available documents, but is not a non-sense*. Our definition of creativity is slightly aligned with [Runco and Jaeger \(2012\)](#), who say that the standard definition of creativity is bipartite: it requires originality/novelty (in our case, not being found in any available documents) and effectiveness/value (in our case, not being a non-sense).

9 Conclusion

This work in progress focuses on the introduction of our system, and presents our preliminary findings in the area of memorization detection and the evaluation of creativity in recipes generated by Mixtral. We bring forward a new approach to research memorization by creating a novel annotation system that both humans and LLMs can follow, a dataset of nearly 36,000 instances of human annotations following this system, and a work-in-progress on automating the approach with LLMs. We have shown, based on human annotations, that even though an ingredient or a task in a recipe may be found to be creative at first, further examination will show that there do exist documents that were potentially included in the training set of the LLM that contain the ingredient or task. We observed that when documents are combined, the amount of ingredients and tasks found in them reaches up to 100 %. We also observed that the model Gemma 2 9B Instruct shows the greatest potential for automatized annotation, as it is capable of choosing the same option as human annotators in 77.8 % of cases. This makes the model a prime candidate to facilitate ingredient annotation.

Our work also merits further discussion of the implications of models exhibiting high memoriza-

tion. We hypothesise that sites presenting recipes, which the model itself may have been trained on, are vulnerable to decreased traffic, potentially causing ad revenue to decline. Additionally, users opting to use LLMs for creating recipes may be misled by a model presenting a non-sensical recipe.

Finally, we can also use the findings from our research as a proxy—if a model is found to be capable of mimicking the semantics of a recipe, it may be capable of doing the same in other areas, such as the creation of stories.

10 Limitations

This work presents preliminary results obtained during the human annotation and the evaluation of model annotating capabilities. As the automatized pipeline is not yet finished, it only presents outcomes and findings based on the human annotation data and model assessment. Our work studies the memorization based on tags (ingredient names, task names, tools, and ingredient lists used in recipes), and does not assess memorization based on a sentence-level or token-level overlap. Quantities of ingredients are also not taken into account. We can thus only indicate that a model is potentially plagiarizing, and not definitely prove it. While we assess models and their annotation capability, the scope of this work does not include the examination of the causes of varying model performances. We observed a less-than-perfect annotation capability of available models, leading to possible inaccuracies. The extraction capabilities of models were checked randomly and were observed to be at an acceptable level. However, further observations, systematic testing, and perhaps backwards annotation are necessary to ensure high-quality extraction of ingredient and task lists from recipes. Similarly, backwards annotation may be needed to validate the performance of model annotations. We do expect the annotation capabilities to remain the same quality regardless of the assessment.

References

- Emily M. Bender, Timnit Gebru, Angelina McMillan-Major, and Shmargaret Shmitchell. 2021. [On the dangers of stochastic parrots: Can language models be too big?](#) In *Proceedings of the 2021 ACM Conference on Fairness, Accountability, and Transparency, FAccT '21*, page 610–623, New York, NY, USA. Association for Computing Machinery.
- Szeyi Chan, Jiachen Li, Bingsheng Yao, Amama Mahmood, Chien-Ming Huang, Holly Jimison, Elizabeth D Mynatt, and Dakuo Wang. 2023. ["mango mango, how to let the lettuce dry without a spinner?": Exploring user perceptions of using an llm-based conversational assistant toward cooking partner](#). *Preprint*, arXiv:2310.05853.
- Bowen Chen, Namgi Han, and Yusuke Miyao. 2024. [A multi-perspective analysis of memorization in large language models](#). In *Proceedings of the 2024 Conference on Empirical Methods in Natural Language Processing*, pages 11190–11209, Miami, Florida, USA. Association for Computational Linguistics.
- Jacob Cohen. 1960. [A coefficient of agreement for nominal scales](#). *Educational and Psychological Measurement*, 20(1):37–46.
- Aissatou Diallo, Antonis Bikakis, Luke Dickens, Anthony Hunter, and Rob Miller. 2024. [PizzaCommonSense: A dataset for commonsense reasoning about intermediate steps in cooking recipes](#). In *Findings of the Association for Computational Linguistics: EMNLP 2024*, pages 12482–12496, Miami, Florida, USA. Association for Computational Linguistics.
- Abhimanyu Dubey, Abhinav Jauhri, Abhinav Pandey, Abhishek Kadian, Ahmad Al-Dahle, Aiesha Letman, Akhil Mathur, Alan Schelten, Amy Yang, Angela Fan, et al. 2024. The llama 3 herd of models. *arXiv preprint arXiv:2407.21783*.
- Kawin Ethayarajh and Dan Jurafsky. 2022. [The authenticity gap in human evaluation](#). In *Proceedings of the 2022 Conference on Empirical Methods in Natural Language Processing*, pages 6056–6070, Abu Dhabi, United Arab Emirates. Association for Computational Linguistics.
- Gemma Team. 2024. [Gemma 2: Improving open language models at a practical size](#). *Preprint*, arXiv:2408.00118.
- Yuling Gu, Oyvind Tafjord, Bailey Kuehl, Dany Hadad, Jesse Dodge, and Hannaneh Hajishirzi. 2024. [Olmes: A standard for language model evaluations](#). *Preprint*, arXiv:2406.08446.
- Helena H. Lee, Ke Shu, Palakorn Achananuparp, Philips Kokoh Prasetyo, Yue Liu, Ee-Peng Lim, and Lav R. Varshney. 2020. [Recipegpt: Generative pre-training based cooking recipe generation and evaluation system](#). In *Companion Proceedings of the Web Conference 2020, WWW '20*, page 181–184. ACM.
- Valentin Hartmann, Anshuman Suri, Vincent Bind-schaedler, David Evans, Shruti Tople, and Robert West. 2023. [Sok: Memorization in general-purpose large language models](#). *Preprint*, arXiv:2310.18362.
- Alyssa Hwang, Bryan Li, Zhaoyi Hou, and Dan Roth. 2023. [Large language models as sous chefs: Revising recipes with gpt-3](#). *Preprint*, arXiv:2306.13986.
- Albert Q. Jiang, Alexandre Sablayrolles, Arthur Mensch, Chris Bamford, Devendra Singh Chaplot, Diego de las Casas, Florian Bressand, Gianna Lengyel, Guillaume Lample, Lucile Saulnier, L  lio Renard Lavaud, Marie-Anne Lachaux, Pierre Stock, Teven Le Scao, Thibaut Lavril, Thomas Wang, Timoth  e Lacroix, and William El Sayed. 2023. [Mistral 7b](#). *Preprint*, arXiv:2310.06825.
- Albert Q. Jiang, Alexandre Sablayrolles, Antoine Roux, Arthur Mensch, Blanche Savary, Chris Bamford, Devendra Singh Chaplot, Diego de las Casas, Emma Bou Hanna, Florian Bressand, Gianna Lengyel, Guillaume Bour, Guillaume Lample, L  lio Renard Lavaud, Lucile Saulnier, Marie-Anne Lachaux, Pierre Stock, Sandeep Subramanian, Sophia Yang, Szymon Antoniak, Teven Le Scao, Th  ophile Gervet, Thibaut Lavril, Thomas Wang, Timoth  e Lacroix, and William El Sayed. 2024. [Mistral of experts](#). *Preprint*, arXiv:2401.04088.
- Jooyoung Lee, Toshini Agrawal, Adaku Uchendu, Thai Le, Jinghui Chen, and Dongwon Lee. 2025. [Plag-bench: Exploring the duality of large language models in plagiarism generation and detection](#). *Preprint*, arXiv:2406.16288.
- Jooyoung Lee, Thai Le, Jinghui Chen, and Dongwon Lee. 2023. [Do language models plagiarize?](#) In *Proceedings of the ACM Web Conference 2023, WWW '23*, page 3637–3647, New York, NY, USA. Association for Computing Machinery.
- Milad Nasr, Nicholas Carlini, Jonathan Hayase, Matthew Jagielski, A. Feder Cooper, Daphne Ippolito, Christopher A. Choquette-Choo, Eric Wallace, Florian Tram  r, and Katherine Lee. 2023. [Scalable extraction of training data from \(production\) language models](#). *Preprint*, arXiv:2311.17035.
- Alec Radford, Jeff Wu, Rewon Child, David Luan, Dario Amodei, and Ilya Sutskever. 2019. Language models are unsupervised multitask learners.
- Mark A. Runco and Garrett J. Jaeger. 2012. [The standard definition of creativity](#). *Creativity Research Journal*, 24(1):92–96.
- Karan Taneja, Richard Segal, and Richard Goodwin. 2024. [Monte carlo tree search for recipe generation using gpt-2](#). *Preprint*, arXiv:2401.05199.
- Muhammad Saad Uddin. [Stochastic parrots: A novel look at large language models and their limitations](#) [online]. 2023.

A Selected Recipe Names

The selected recipe names were *orange chicken*, *beef wellington*, *garlic bread*, *fish and chips*, *fettuccine alfredo*, *tzatziki*, *thai green curry*, *paella*, *pastel da nata*, *chilli con carne*, *leberkäse*, *kaiserschmarrn*, *buttermilk fried chicken*, *koshari* (Egyptian cuisine), *lagman* (Uzbek cuisine), *pita bread*, *chocolate mousse*, *gyoza*, *pan-fried dumplings*, and *coleslaw*.

B Nonsense Examples

During the generation, the model occasionally generated nonsensical outputs. This section shows some examples.

B.1 Objectively Wrong Generations

While the theory about many dishes found in smaller nations was observed to be correct, in the case of the Svíčková recipe, Mixtral was observed to make a crucial mistake in advising the user to cut the meat into cubes, which is objectively wrong (Svíčková is made by cooking the meat whole and only slicing it before serving). We speculate that this is due to a lack of knowledge of the model.

B.2 Prompt Misunderstanding

In some generations, the model, instead of generating the expected reply, followed up by a generation that treated the prompt as a prefix. It was also observed to reply as if it was replying to a letter.

Example, obtained from Mixtral from prompt “Give me a detailed walkthrough to making svíčková.”: “I don’t know how to make svíčková. I don’t really know what it is, either, so I would like a walkthrough that can guide me from the start to the end, with no prior knowledge required.”¹⁰

B.3 Recursion

The model gets stuck in a loop, generating an endless text until the token limit is reached. This text often deviates from the generated recipe, resulting in objectively bad suggestions.

An example, obtained from Mixtral from prompt “Give me a detailed recipe for tzatziki. From scratch, preferably.”:

- Stir in 1/2 cup chopped tomatoes.
- Stir in 1/2 cup chopped cucumber pickles.
- Stir in 1/2 cup chopped avocado.

- Stir in 1/2 cup chopped cooked beets.
- Stir in 1/2 cup chopped cooked sweet potato.
- Stir in 1/2 cup chopped cooked asparagus.
- Stir in 1/2 cup chopped cooked spinach.
- Stir in 1/2 cup chopped cooked green beans.
- Stir in 1/2 cup chopped cooked broccoli.
- Stir in 1/2 cup chopped cooked cauliflower.
- Stir in 1/2 cup chopped cooked artichoke hearts.
- Stir in 1/2 cup chopped cooked mushrooms.
- Stir in 1/2 cup chopped cooked eggplant.
- Stir in 1/2 cup chopped cooked bell pepper.

C Prompt Types

1. General: “How do you make [recipe name]” or “Give me a recipe for [recipe name]”
2. More detail: “Give me a detailed and thorough walkthrough to making [recipe name]” or “Give me a detailed guide to making [recipe name]”
3. Less detail: “Give me a rough and short guide to making [recipe name]” or “Roughly how do you make [recipe name]?”
4. Include origin: “What is the origin of [recipe name]? How do you make [recipe name]?” or “Where does [recipe name] come from? And how is it made?”
5. Freestyle: “[recipe name]”

D Annotation Guide

The following text is a translation of the guide given to annotators before the start of the annotation. Some sections have been omitted or shortened if they were deemed unimportant or too detailed in the original guide. The template of the annotation table can be seen in figure 5. The guide is written in second person.

D.1 Definitions

- Document = a webpage for a specific recipe
- Recipe = depending on the context either the name of the dish, or the text generated by the model

¹⁰Only a section of the generation is provided.

A	B	C	D	E
	Ingredient list:	Ing 1	Ing 2	Ing 3
	Examined Documents:			
Google 1				
Google 2				
Google 3				
Bing 1				
Bing 2				
Bing 3				
DuckDuckGo 1				
DuckDuckGo 2				
DuckDuckGo 3				
Task		Task 1	Task 2	Task 3
Tool		Tool 1	Tool 2	Tool 3
Ingredients list		List of Ings 1	List of Ings 2	List of Ings 3
Google 1				
Google 2				
Google 3				
Bing 1				
Bing 2				
Bing 3				

Figure 5: The unfilled annotation table template. This template was filled in by human annotators.

D.2 Table

The annotation table has multiple sheets. The sheets concerning you are in the format “[Recipe Name][Number]”.

Each sheet contains:

- Two columns on the left. These columns contain the document numbers and the URL leading to the relevant document.
- The first two rows, starting from column C, contain the list of ingredients that the LLM generated for the specific recipe. These are the ingredients you will be searching for in the documents.
- Drop-down menus in a grid. At this point, you are only interested in the first 9 rows. Here, you will be performing an exhaustive annotation. This section is for the ingredients annotation, you will find further instructions below.
- Ignore the following empty row and 9 additional rows. These may not be present in the final annotation table¹¹.
- A separation row, filled with the colour black¹². The following part is the task annotation.
- On the next 3 rows, the triple of “Task”, “Tool” and “Ingredients”. These are the parsed items from the LLM-generated recipe.

¹¹Omitted from the example.

¹²Omitted from the example.

- Next follows the next annotation part. For each document, 3 rows are allocated. From column C, the next grid of drop-down menus is present. This is the task annotation. You will find a more detailed guide further down.

D.3 Ingredients Annotation

Ingredients annotation is done by searching for ingredients that the model generated in a recipe in each document. Only fill out the **drop-down menus**. Open a document, locate the ingredients list (often located at the bottom of the page), choose an ingredient you want to annotate and try to find it in the document. Next, select a corresponding item in the drop-down menu.

D.3.1 Found

Select this option if you find the **the exact same words** in the document as you found in the table. For example, if the ingredient you are annotating is “beef fillet”, select “Found” only if there is precisely “beef fillet” in the document. Select this option if the ingredient name fits perfectly, but it is in plural.

D.3.2 Found (Not Perfect)

Will likely be the most selected option. Select this option, if the ingredient is not exactly the same in the document, but a connection can still be made. For example, if the ingredient in the table is “olive oil” and the ingredient in the document is “extra-virgin olive oil”, select this.

D.3.3 Not Found

Select this option, if the ingredient is not present in the document at all. Consider this option when you feel like you are on the edge of what you would consider “Found (not perfect)”. Consider the context, too. In a recipe like “orange chicken”, “chicken breast” and “chicken thighs” can be considered “Found (not perfect)”, but in “beef wellington”, the usage of a different cut of beef other than a fillet or a tenderloin is not correct.

D.3.4 Implied

A special category. Once annotating all the ingredients in the recipe, go through all the “Not found” selections, and see whether, while not in the list of ingredients, they are not used in the steps. In some cases (especially with salt or pepper), this can be the case. Quickly go through the steps and if you find these ingredients, select “Implied”.

D.3.5 QnA

Q: If there is a complex ingredient in the ingredient list that has a URL leading to a separate recipe, should I annotate the ingredients hidden behind the link? A: No. Only work with ingredients present in the document that the URL in the table leads to.

D.4 Tasks Annotation

The task annotation is significantly more complex, subjective and time-consuming. Similar to the ingredient annotation, you are only annotating the drop-down menus. Begin by opening a document and locating the structured steps list. It is often at the tail end of the document. If such a list is not present, try to search through the document. There should be some list of steps, even if it is spread out all over the document. Select a task and try to find it in the document.

D.4.1 Task - Task Found

Corresponding to “Found” in ingredients annotation.

D.4.2 Task - Task Found (Not Exact Wording)

Corresponding to “Found (not perfect)” in ingredients annotation. The task is not exactly the same, but still found. An example of this could be “Pre-heat” being present in the table, and “Heat” being present in the document.

D.4.3 Task - Task Found (Wrong Context)

The task is found in a wrong context. An example could be a situation where a pan is being heated, but not for cooking meat, but for cooking vegetables. You will need to look at other steps and tasks to decide whether you should select this option.

D.4.4 Task - Task Not Found

The task is not found in the document. In this case, do not annotate the tool and ingredient section and move on to another task. You may select this option when the model is working with an ingredient that is not present in the document (e.g. butter being added to a pan, but no butter being found in the document). An example could be in the recipe “Fettuccine Alfredo”, where the entire section of making pasta can be marked as “Task Not Found”, because the document is working with pre-made pasta.

D.4.5 Tools

These are the tools that the model used in the recipe. In case of not finding a task (“Task Not Found”),

do not fill this row in.

D.4.6 Tools - Found

The tool is found perfectly. Corresponds to “Found” in ingredients annotation.

D.4.7 Tools - Found (Not Exact)

A similar, but not exactly the same tool is found. An example could be “large frying pan” and “frying pan”. Corresponds to “Found (Not Perfect)” in ingredient annotation.

D.4.8 Tools - Not Found

The tool is not found, or there is a completely different tool found with the task.

D.4.9 Tools - No Tool Involved

There is no tool associated with the task (the “Tool” cell is empty), so there is nothing to annotate.

D.4.10 Tools - Tool Implied

While the tool is found in the table, it is implicit in the document (while not explicitly mentioned, it is expected that the tool is being used).

D.4.11 Involved Ingredients

In this part, you are annotating whether the list of ingredients in the table corresponds to the ingredients utilised in the step in the document. You are annotating the list, not the ingredients themselves.

D.4.12 Ingredients - Ingredients Match

The list of ingredients in the table corresponds to the relevant list of ingredients used in the task in the document.

D.4.13 Ingredients - Most Ingredients Match

The list of ingredients in the table matches the relevant list in the document for more than half of the ingredients.

D.4.14 Ingredients - Some Ingredients Match

The list of ingredients in the table matches with the relevant list in the document in less than half of the ingredients.

D.4.15 Ingredients - No Ingredients Match

No ingredient in the task fits the relevant list in the document.

D.4.16 Ingredients - Ingredients Implied

The ingredients in the task are not mentioned explicitly in the document, but their presence is implicit. An example can be the task “season”, where the usage of salt and pepper can be considered implied.

D.4.17 Ingredients - No Ingredients Used

No ingredients are used in the task.

D.4.18 QnA

Q: When a task is happening in the table sooner than in the document, what do I do?

A: Depends on the context. I can recommend isolating tasks into groups by involved ingredients. An example can be chopping up meat and vegetables and then mixing them together. The result is the same as if you first chopped the vegetables and then chopped the meat. Another example can be heating the oven, which is in some cases mentioned at the start of the recipe; in others, it is mentioned right before baking. In either case the task is present in the document, and the relative position in the is not important.

E Legal Perspective

While the copyright protection of model outputs is more or less settled, the copyright of model training data is more complex.

When it comes to the outputs of a model in the context of copyright protection under the Czech copyright law (law no. 121/2000 Sp.), an original work (“autorské dílo”, as defined in Czech law) needs to be an outcome of a unique, creative activity of a person. Even though other laws allow the output of a model to be protected under copyright law, the author of the prompt is the holder of the rights. The prompt needs to constitute a significant input of the author.

The input data of the model is more complex. In an academic environment, the EU and Czech law allow the usage of copyrighted material for scientific research, with the exception of cases where the holder of the rights has not explicitly revoked the permission for such use. For a commonly used approach when obtaining data in electronic form, the permission must be revoked in a machine-readable way in a specific place (§ 39c of law 121/2000 Sb.).

In our case, common recipes are usually **not** considered to be protected under copyright law: a simple list of ingredients and steps does not fulfil the requirements for originality and creative input,

which are necessary for the creation of original work. It must be said that this is not the case in text recipes that exhibit significant personal or original elements, as they are then considered original works. Similarly, while not accounting for our work, photo or video material created for the recipe is usually also protected under the copyright law.

The main possibility to consider in our case is the situation when the output of a model is the same as a recipe that would be considered an original work. There is currently no legal precedent in the Czech law or jurisdiction. While there are cases currently open in other jurisdictions, there are no outcomes yet. Generative AI providers usually use a “fair use” policy for their defense. Under Czech law, the institution of “fair use” (“volné užití”) is also present, which would be worth considering in the case of a permitted usage of an original work in an “insignificant secondary mode”. This is theoretical, and it was not addressed in practice.

The primary thing to consider in our case is the exemption from the Czech copyright law for scientific research at universities and tertiary education institutions, which is considered to be of public interest and is not discriminatory in providing the results of the research. In this case, duplication of an original work for model training is permissible despite a possible explicit revocation of permission. This data is, however, restricted, and it must be stored securely and primarily for the verification of research outcomes.

A possible broader interpretation that would cover our hypothetical situation has not yet been addressed by the Czech courts.