

Extended c -differential distinguishers of full 9 and reduced-round Kuznyechik cipher

Pantelimon Stănică*, Ranit Dutta†, Bimal Mandal†

*Naval Postgraduate School, Applied Mathematics Department
Monterey, CA 93943, USA; pstanica@nps.edu

†Department of Mathematics, Indian Institute of Technology Jodhpur
Karwar-342030, India; duttaranit628@gmail.com, bimalmandal@iitj.ac.in

July 4, 2025

Abstract

This paper introduces *truncated inner c -differential cryptanalysis*, a novel technique that for the first time enables the practical application of c -differential uniformity to block ciphers. While Ellingsen et al. (IEEE Trans. Inf. Theory, 2020) established the notion of c -differential uniformity using $(F(x \oplus a), cF(x))$, a key challenge remained: multiplication by c disrupts the structural properties essential for block cipher analysis, particularly key addition.

We resolve this challenge by developing an *inner c -differential* approach where multiplication by c affects the input: $(F(cx \oplus a), F(x))$. We prove that the inner c -differential uniformity of a function F equals the outer c -differential uniformity of F^{-1} , establishing a fundamental duality. This modification preserves cipher structure while enabling practical cryptanalytic applications.

Our main contribution is a comprehensive multi-faceted statistical-computational framework, implementing truncated c -differential analysis against the full 9-round Kuznyechik cipher (the inner c -differentials are immune to the key whitening at the backend). Through extensive computational analysis involving millions of differential pairs, we demonstrate statistically significant non-randomness across all tested round counts. For the full 9-round cipher, we identify multiple configurations triggering critical security alerts, with bias ratios reaching $1.7\times$ and corrected p -values as low as 1.85×10^{-3} , suggesting insufficient security margin against this new attack vector. This represents the first practical distinguisher against the full 9-round Kuznyechik.

Keywords: (n, m) -function, block cipher, differential distinguisher, truncated differential distinguisher, c -differential

2020 Mathematics Subject Classification: 94A60, 11T71, 12E20, 68P25, 62P99.

1 Introduction

Differential cryptanalysis, introduced by Biham and Shamir [10], fundamentally changed the landscape of symmetric cryptography by analyzing the probability that an input difference ΔM produces a corresponding output difference ΔC in a block cipher. This seminal technique exploits non-uniform distribution of output differences for carefully chosen input differences, enabling attackers to distinguish cipher behavior from that of a random permutation. The success of differential cryptanalysis lies in its ability to trace the propagation of differences through the cipher's structure, leveraging statistical biases in the S-boxes and predictable behavior of linear operations.

Since its introduction, differential cryptanalysis has evolved into a rich family of techniques [10, 11, 20, 31, 32, 33, 34, 36, 38, 44, 53], each targeting specific cipher vulnerabilities. These variants include truncated differentials (which ignore specific bit positions), higher-order differentials (examining multiple rounds simultaneously), and impossible differentials (exploiting contradictions in difference

propagation). Each extension has proven valuable for analyzing different cipher families and structural designs.

The evolution toward more sophisticated differential techniques reflects the ongoing arms race between cipher designers and cryptanalysts. Modern ciphers are explicitly designed to resist classical differential attacks through careful S-box selection, optimal diffusion layers, and sufficient round counts. This has necessitated the development of increasingly sophisticated analytical frameworks capable of detecting subtle statistical deviations that classical methods might miss.

In 2002, Borisov et al. [15] introduced a novel perspective with multiplicative differentials for IDEA variants, studying pairs of the form $(F(cx), F(x))$ where multiplication operates in the cipher’s underlying algebraic structure. This approach revealed that alternative formulations of differential relationships could expose vulnerabilities invisible to classical analysis. The success of multiplicative differentials demonstrated that expanding beyond XOR-based difference definitions could yield powerful new cryptanalytic techniques.

Building on this foundation, Ellingsen et al. [24] (see also [5]) formalized the broader concept of c -differential uniformity for p -ary functions, introducing the c -derivative as a generalization of the classical derivative. Their work established a comprehensive theoretical framework encompassing both classical and multiplicative differential analysis as special cases. The c -differential of a function F quantifies how many inputs satisfy $F(x + a) - cF(x) = b$ for given differences a and b , with the parameter c providing a new degree of freedom for cryptanalytic exploration.

The theoretical richness of c -differential uniformity has attracted significant research attention, as evidenced by extensive subsequent work [3, 6, 7, 24, 28, 37, 40, 43, 47, 49, 50, 51, 55, 57, 58]. Researchers have investigated c -differential properties of various cryptographic functions, developed construction methods for functions with desired c -differential characteristics, and established connections to other cryptographic concepts such as boomerang uniformity and design theory. These theoretical advances have deepened our understanding of the mathematical foundations underlying differential cryptanalysis.

However, despite its theoretical promise, a fundamental flaw has rendered c -differential analysis impractical for real-world block ciphers: the multiplication by $c \neq 1$ disrupts the key-addition structure essential for multi-round analysis. Specifically, the key addition operation, which normally cancels out during difference computation, no longer behaves predictably when one path is multiplied by c . This structural incompatibility has relegated c -differential uniformity to primarily theoretical study, despite its mathematical elegance and potential cryptanalytic power.

The practical significance of overcoming this limitation cannot be overstated. Block ciphers rely on the assumption that their output is indistinguishable from random under all feasible analytical approaches. If c -differential analysis could be made practical, it would represent a fundamentally new attack vector that existing cipher designs might not adequately resist. The potential for discovering previously unknown vulnerabilities in deployed cryptographic standards motivates the search for practical c -differential techniques.

This work resolves the fundamental structural limitation by introducing *truncated c -differential cryptanalysis*, a novel approach where multiplication by c affects cipher inputs rather than outputs. By reformulating the c -differential as $(F(cx \oplus a), F(x))$, we preserve the structural properties essential for multi-round analysis while maintaining the theoretical advantages of c -differential techniques. This seemingly simple modification has profound implications: it enables the first practical application of c -differential analysis to modern block ciphers.

We establish comprehensive theoretical foundations for this approach, proving fundamental relationships between inner and outer c -differentials and demonstrating that essential structural properties are preserved. More importantly, we develop a complete cryptanalytic framework and demonstrate its effectiveness against Kuznyechik [25], the Russian Federation’s current encryption standard. Kuznyechik represents a particularly significant target as a modern, well-analyzed cipher designed to resist known cryptanalytic techniques, making it an ideal test case for evaluating new attack methodologies.

Our analysis reveals statistically significant deviations from randomness across all tested round counts, including the full 9-round cipher, providing the first practical evidence that c -differential prop-

erties can be exploited for cryptanalysis of deployed standards. These results not only validate the practical utility of our approach but also raise important questions about the security margins of current cipher designs against this new class of attacks.

Contributions and Organization

Our primary contribution is the development of truncated c -differential cryptanalysis as a novel cryptanalytic technique. Specifically, we:

- Introduce the inner c -differential framework, resolving structural challenges that prevented practical application of c -differential analysis to block ciphers.
- Establish the theoretical relationship between inner and outer c -differentials through a fundamental duality theorem.
- Develop a comprehensive statistical framework incorporating modern multiple testing corrections, meta-analytical techniques, and adaptive sensitivity control.
- Demonstrate the first practical distinguisher against full 9-round Kuznyechik using c -differential properties, revealing significant security concerns.

The paper is organized as follows. Section 2 provides essential background material. In Section 3, we establish the theory of inner c -differentials and their relationship to existing frameworks. Section 4 develops our distinguisher methodology. Sections 5 and 6 present our analysis of Kuznyechik, including detailed cryptanalytic results. Section 7 concludes with implications for cipher security.

2 Preliminaries

Let n be a positive integer. We denote by \mathbb{F}_2 and \mathbb{F}_{2^n} the prime field of characteristic 2 and an n -th degree extension field over \mathbb{F}_2 , respectively. The set of all non-zero elements of \mathbb{F}_{2^n} is denoted by $\mathbb{F}_{2^n}^*$. Let \mathbb{F}_2^n be the collection of n -tuple vectors with coordinates in \mathbb{F}_2 .

An element of \mathbb{F}_2^n is denoted by $\mathbf{x} = (x_1, x_2, \dots, x_n)$, where $x_i \in \mathbb{F}_2$. We adopt the convention that the rightmost bit is the least significant bit. Elements of \mathbb{F}_{2^n} are uniquely identified with elements of \mathbb{F}_2^n using a vector space isomorphism over \mathbb{F}_2 .

Any function from \mathbb{F}_{2^n} to \mathbb{F}_{2^m} is called an (n, m) -function or S-box, with the set of all such functions denoted by $\mathcal{B}_{n,m}$. When $m = 1$, we refer to it as a Boolean function in n variables. The component function of $F \in \mathcal{B}_{n,m}$ is defined by $\text{Tr}_1^n(vF)$, where $v \in \mathbb{F}_{2^m}^*$ and $\text{Tr}_1^n(x) = x \oplus x^2 \oplus x^{2^2} \oplus \dots \oplus x^{2^{n-1}} \in \mathbb{F}_2$ is the trace function.

An (n, n) -function F can be uniquely represented as a univariate polynomial over \mathbb{F}_{2^n} of the form $F(x) = \bigoplus_{i=0}^{2^n-1} a_i x^i$, where $a_i \in \mathbb{F}_{2^n}$. The algebraic degree of F is the largest Hamming weight of the exponents i with $a_i \neq 0$.

The derivative of an (n, m) -function F at $a \in \mathbb{F}_{2^n}$ is defined by $D_a F(x) = F(x \oplus a) \oplus F(x)$ for all $x \in \mathbb{F}_{2^n}$. Ellingsen et al. [24] generalized this concept to the c -derivative. We refer to their formulation as the *outer c -derivative* of $F \in \mathcal{B}_{n,m}$ at $a \in \mathbb{F}_{2^n}$, $c \in \mathbb{F}_{2^m}$:

$${}_c D_a F(x) = F(x \oplus a) \oplus cF(x)$$

for all $x \in \mathbb{F}_{2^n}$. When $c = 1$, this reduces to the usual derivative of F at a .

Let us define

$${}_c \Delta_F(a, b) = \#\{x \in \mathbb{F}_{2^n} : F(x \oplus a) \oplus cF(x) = b\}$$

where $a \in \mathbb{F}_{2^n}$ and $b, c \in \mathbb{F}_{2^m}$. For a fixed $c \in \mathbb{F}_{2^m}$, the c -differential uniformity of $F \in \mathcal{B}_{n,m}$ is defined by

$$\delta(c, F) = \max\{{}_c \Delta_F(a, b) : a \in \mathbb{F}_{2^n}, b \in \mathbb{F}_{2^m}, a \neq 0 \text{ if } c = 1\}.$$

When $\delta(c, F) = \delta$, we say F is differential (c, δ) -uniform. In particular, F is called perfect c -nonlinear (PcN) if $\delta = 1$, and almost perfect c -nonlinear (APcN) if $\delta = 2$.

3 Inner c -Differential Cryptanalysis: Theory and Applications

We introduce the *inner c -differential* framework, which resolves structural challenges in applying c -differential analysis to block ciphers. Our approach shifts the multiplication by c from cipher outputs to inputs, preserving the algebraic properties necessary for practical cryptanalysis.

3.1 Theoretical Foundation

For any $c \in \mathbb{F}_{2^n}$, we define the *inner c -derivative* of $F \in \mathcal{B}_{n,m}$ at $a \in \mathbb{F}_{2^n}$ as: $D_{c,a}F(x) = F(cx \oplus a) \oplus F(x)$ for all $x \in \mathbb{F}_{2^n}$. When $c = 1$, this reduces to the usual derivative; when $c = 0$, we have $D_{0,a}F(x) = F(a) \oplus F(x)$; and when $a = 0$, we obtain $D_{c,0}F(x) = F(cx) \oplus F(x)$.

For a fixed $c \in \mathbb{F}_{2^m}$, we define the *inner c -differential* entries at $(a, b) \in \mathbb{F}_{2^n} \times \mathbb{F}_{2^m}$ (forcing $a \neq 0$ when $c = 1$) by:

$$\nabla_{c,F}(a, b) = \#\{x \in \mathbb{F}_{2^n} : F(cx \oplus a) \oplus F(x) = b\}.$$

We define $\delta_c(F) = \max\{\nabla_{c,F}(a, b) : a \in \mathbb{F}_{2^n}, b \in \mathbb{F}_{2^m}, a \neq 0 \text{ if } c=1\}$ as the maximum inner c -differential uniformity.

Two (n, n) -functions F and F' from \mathbb{F}_{p^n} to \mathbb{F}_{p^n} are CCZ-equivalent if and only if there exist an affine permutation A on \mathbb{F}_{p^n} such that $A(G_F) = G_{F'}$, where $G_F = \{(x, F(x)) : x \in \mathbb{F}_{p^n}\}$ and $G_{F'} = \{(x, F'(x)) : x \in \mathbb{F}_{p^n}\}$. Two (n, n) functions F and G are called *extended affine equivalent* (EA-equivalent) if $G = A_1 \circ F \circ A_2 + A_3$, where A_1 and A_2 are affine permutations of \mathbb{F}_{p^n} and A_3 is an affine function. When A_3 is zero, F and G are called *affine equivalent*. As with outer c -differentials, inner c -differential uniformity is not invariant under CCZ/EA or A-equivalence in general, though A-equivalence is preserved when c belongs to the base field.

3.2 Fundamental Duality Theorem

The following theorem establishes a fundamental relationship between inner and outer c -differentials for permutation functions.

Theorem 1. *Let F be a permutation polynomial over \mathbb{F}_{2^n} . Then, for any $a, b, c \in \mathbb{F}_{2^n}$ with $c \neq 0$:*

$${}_c\Delta_F(a, b) = \nabla_{c,F^{-1}}(b, a).$$

Proof. For any $a, b, c \in \mathbb{F}_{2^n}$ with $c \neq 0$:

$$\begin{aligned} {}_c\Delta_F(a, b) &= \#\{x \in \mathbb{F}_{2^n} : F(x \oplus a) \oplus cF(x) = b\} \\ &= \#\{x \in \mathbb{F}_{2^n} : F^{-1}(cF(x) \oplus b) = x \oplus a\} \\ &= \#\{y \in \mathbb{F}_{2^n} : F^{-1}(cy \oplus b) \oplus F^{-1}(y) = a\}, \end{aligned}$$

where we substitute $y := F(x)$. Thus: ${}_c\Delta_F(a, b) = \#\{x \in \mathbb{F}_{2^n} : F^{-1}(cx \oplus b) \oplus F^{-1}(x) = a\} = \nabla_{c,F^{-1}}(b, a)$. \square

This theorem shows that the inner c -differential uniformity of F equals the outer c -differential uniformity of its inverse. For self-inverse functions (such as involutory S-boxes in KLEIN-like ciphers), we have $F = F^{-1}$, yielding ${}_c\Delta_F(a, b) = \nabla_{c,F}(b, a)$.

3.3 Structural Properties for Block Cipher Analysis

The inner c -differential framework preserves essential structural properties required for block cipher cryptanalysis, unlike the outer variant.

Lemma 2 (Key Invariance). *Let P and P' be two plaintexts such that $P' = c \cdot P \oplus I$, where c and I are vectors of the same length as P , and \cdot denotes component-wise multiplication. Let K be a round key. Then: $(P \oplus K) \oplus (P' \oplus K) = P \oplus P'$.*

Lemma 3 (Linearity Invariance). *Let $a, b, c \in \mathbb{F}_{2^n}$ with $c \neq 0$. Suppose x and $cx \oplus a$ are inputs to an S-box F , and L is any linear function. If $b = F(cx \oplus a) \oplus F(x)$, then: $\Pr[L(F(cx \oplus a)) \oplus L(F(x)) = L(b)] = 1$.*

Proof. This follows directly from linearity: $L(F(cx \oplus a)) \oplus L(F(x)) = L(F(cx \oplus a) \oplus F(x)) = L(b)$. \square

Lemma 4 (Shift Invariance). *Let $a, b, c \in \mathbb{F}_{2^n}$ with $c \neq 0$. For left and right bitwise rotations $r_L()$ and $r_R()$ by r bits respectively, if $b = F(cx \oplus a) \oplus F(x)$, then: $\Pr[r_L(F(cx \oplus a)) \oplus r_L(F(x)) = r_L(b)] = 1$, $\Pr[r_R(F(cx \oplus a)) \oplus r_R(F(x)) = r_R(b)] = 1$.*

Proof. This follows from Lemma 3, since bitwise rotations are linear operations over \mathbb{F}_2 . \square

Lemma 5 (Multiplication Invariance). *Let $a, b, c \in \mathbb{F}_{2^n}$ with $c \neq 0$. For multiplication by a fixed constant $m \in \mathbb{F}_{2^n}$, if $b = F(cx \oplus a) \oplus F(x)$, then: $\Pr[m \cdot F(cx \oplus a) \oplus m \cdot F(x) = m \cdot b] = 1$.*

These lemmas demonstrate that inner c -differentials preserve the fundamental algebraic properties required for differential cryptanalysis of block ciphers.

4 Truncated c -Differential Distinguisher Methodology

We develop a novel distinguisher based on inner c -differential analysis. Our approach targets differential equations of the form: $E_K(x) \oplus E_K(c \cdot x \oplus a) = b$, where c is a fixed constant, a is an input difference, b is an output difference, x is a plaintext, and E_K represents the encryption function under key K . The operation $c \cdot x$ denotes component-wise multiplication over the finite field.

4.1 Motivation and Design Principles

Our methodology is motivated by two key observations:

- The inner c -differential uniformity $\nabla_{c,F}(a, b)$ may exhibit higher entries for specific pairs (a, b) compared to standard differential uniformity, particularly for certain S-boxes and specific values of $c \in \mathbb{F}_{2^n} \setminus \{0, 1\}$.
- By modeling cipher behavior through c -differential distributions using $\nabla_{c,F}(a, b)$, we can identify distinguishers with enhanced success probabilities compared to classical differential analysis.

4.2 Truncated Model for Practical Analysis

We now describe our model for an inner c -differential distinguisher, building upon the theoretical framework developed in Section 3. Our aim is to construct a distinguisher with a higher differential probability than a usual differential distinguisher. Two primary motivations underlie this direction:

- Firstly, $\nabla_{c,F}(a, b)$ has perhaps higher entries (in one or more pairs (a, b)) than $\#\{x \in \mathbb{F}_{2^n} : F(x \oplus a) \oplus F(x) = b\}$ for some cipher's S-boxes F and some particular $c \in \mathbb{F}_{2^n} \setminus \{0, 1\}$ values.
- If we model the cipher's behavior based on the c -differential distribution with the help of $\nabla_{c,F}(a, b)$, we can potentially identify distinguishers with enhanced success probabilities.

To move from vector space representations to finite field arithmetic, we adopt a standard basis transformation via a fixed irreducible (or primitive) polynomial. In classical differential attacks, a plaintext difference ΔI is selected such that the resulting ciphertext difference ΔC propagates through the cipher with probability 2^{-p} . The attacker then uses this structure to distinguish the cipher from a random permutation.

In our model, we introduce a modified distinguisher with a potentially higher probability of success. Assume the block cipher consists of multiple rounds, each comprising key addition, an S-box layer, and a linear diffusion (permutation) layer. Let the cipher state be of size l , structured into s S-boxes of size n each (i.e., $l = n \times s$). Let the S-box function be denoted by $F : \mathbb{F}_2^n \rightarrow \mathbb{F}_2^n$.




Figure 1: The idea of a classical differential

In our setup, we choose a constant $c \in \mathbb{F}_2^l$ and an input difference $\Delta I \in \mathbb{F}_2^l$ of the same dimension as the cipher state. Given a plaintext P_i , we construct a paired plaintext $c \cdot P_i \oplus \Delta I$. Let us denote:

$$P_i = (P_i^1, P_i^2, \dots, P_i^s), \quad \Delta I = (\Delta I^1, \Delta I^2, \dots, \Delta I^s),$$

where each $P_i^k, \Delta I^k \in \mathbb{F}_2^n$ for $1 \leq k \leq s$. Similarly, let $c = (c^1, c^2, \dots, c^s)$, with each $c^k \in \mathbb{F}_2^n$. We restrict the inner c -differential only to the first round; subsequent rounds follow the classical differential structure.

Assume that the 1st, 2nd, and r th S-boxes are active in the first round. Then for all $j \notin \{1, 2, r\}$, $\Delta I^j = 0$. Accordingly, the structure of c is chosen such that it modifies only the corresponding active S-box positions i.e. each $c^j = (0, 0, \dots, 1) \in \mathbb{F}_2^n$ for all $j \notin \{1, 2, r\}$. Denoting the field representation of vectors $c^m, \Delta I^m, P_i^m \in \mathbb{F}_2^n$ as $c^{m'}, \Delta I^{m'}, P_i^{m'} \in \mathbb{F}_{2^n}$ for each $m \in \{1, 2, \dots, s\}$, we compute:

$$c^{m'} P_i^{m'} \oplus \Delta I^{m'} \in \mathbb{F}_{2^n}.$$

This expression is then converted back to the corresponding n -bit vector representation. The outputs of each S-box for both plaintexts are of the form:

$$F(P_i^{m'}), \quad F(c^{m'} P_i^{m'} \oplus \Delta I^{m'}).$$

The probability that this pair produces output difference $b^{m'} \in \mathbb{F}_2^n$ after the S-box is given by:

$$p_{m'} = \frac{\#\{x \in \mathbb{F}_2^n : F(c^{m'} x \oplus \Delta I^{m'}) \oplus F(x) = b^{m'}\}}{2^n},$$

which can be calculated from $\nabla_{c^{m'}, F}(\Delta I^{m'}, b^{m'})$, and using Theorem 1 from $c \Delta_{F-1}(b^{m'}, \Delta I^{m'})$.

Thus, the output after the first round S-box layer for the two plaintexts $P_i, c \cdot P_i \oplus \Delta I$ is:

$$(F(P_i^1), F(P_i^2), \dots, F(P_i^{r-1}), F(P_i^r), \dots, F(P_i^s)), \\ (F(c^1 P_i^1 \oplus \Delta I^1), F(c^2 P_i^2 \oplus \Delta I^2), \dots, F(P_i^{r-1}), F(c^r P_i^r \oplus \Delta I^r), \dots, F(P_i^s)).$$

Let $b^m \in \mathbb{F}_2^n$ be the bit vector corresponding to $b^{m'}$. Then the full state output difference after the S-box layer is:

$$B = (b^1, b^2, \dots, b^s) \in \mathbb{F}_2^l.$$

Hence, the total probability of the transition $(c, \Delta I) \rightarrow B$ through the S-box layer is:

$$p_1 \cdot p_2 \cdot p_r.$$

By Lemmas 2 to 5, this probability remains unchanged across the key addition and linear layer in the first round. From the second round onward, we apply standard differential trail propagation techniques. In the next section, we demonstrate this model through a concrete example.

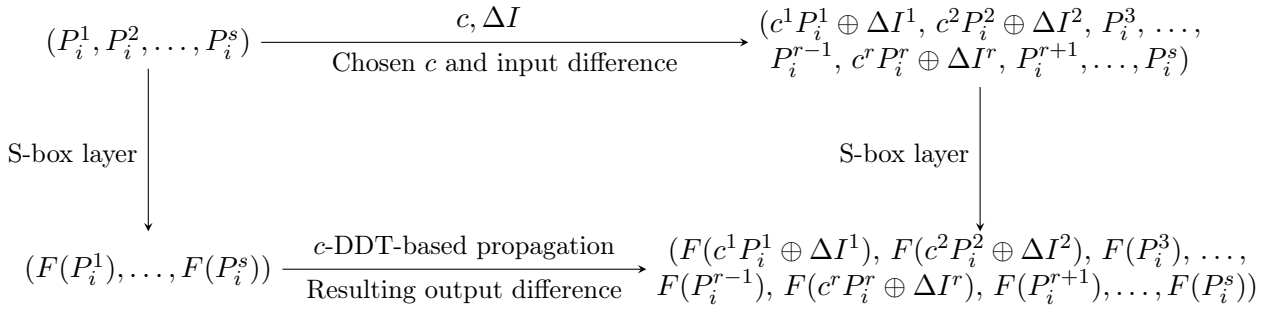


Figure 2: The idea of an inner c -differential

5 Enhanced c -Differential Uniformity Analysis for Kuznyechik

This section presents an enhanced computational framework for analyzing c -differential uniformity properties of the Kuznyechik block cipher. The program, finished in June 2025, represents a significant advancement in sensitivity and statistical rigor for detecting subtle differential biases that may persist through multiple encryption rounds, via (inner) c -differentials. We provide in the repository [48] all the 9 rounds programs and the very extensive 645 pages outcome of the computation (it took 74708.7 seconds, which is 20.75 hours on our M1-Max 10-core MacBook Pro with 64GG of RAM).

We integrated multiple statistical testing methodologies [8] with optimized cryptographic computations, enabling the detection of weak signals that traditional differential cryptanalysis might miss. The framework specifically addresses the challenge of identifying statistically significant inner c -differential patterns in full or reduced-round Kuznyechik, where $c \in \mathbb{F}_{2^8}$. This technique generalizes standard differential cryptanalysis by introducing a non-unity multiplicative constant c into the differential equation, potentially revealing vulnerabilities not apparent in the classical model (where $c = 1$).

The Kuznyechik block cipher, standardized as GOST R 34.12-2015 (RFC7801), represents a key component of Russia’s modern cryptographic standards. As a 128-bit block cipher with a 256-bit key, its security relies on its resilience to a wide array of cryptanalytic techniques. While it shares a high-level Substitution-Permutation Network (SPN) structure with ciphers like AES, its internal components are distinct.

Theoretical Foundation

The program introduces and implements truncated c -differential uniformity analysis, which examines the relationship between input differences of the form $c \cdot x \oplus a$ and their corresponding output differences after encryption. For a given configuration, the analysis computes:

$$\nabla_c(a, b) = \#\{x \in \mathbb{F}_{2^{128}} : E_k(x) \oplus E_k(c \cdot x \oplus a) = b\},$$

where E_k represents the Kuznyechik encryption function under key k , and the multiplication $c \cdot x$ is performed component-wise in \mathbb{F}_{2^8} using the field defined by the irreducible polynomial $p(x) = x^8 + x^7 + x^6 + x + 1$.

The truncated variant focuses on specific nibble (4 bits) and byte (8 bits) positions, allowing for targeted analysis of differential propagation through the cipher’s structure. This approach is particularly effective for identifying local biases that may not be apparent in full-state differential analysis.

We have developed a specialized software framework to perform this analysis. This document describes the methodology embedded within the framework, covering its theoretical foundations, an accurate implementation of the Kuznyechik primitives, the core experimental procedure, and the statistical tests used to validate its findings. The primary goal is to provide a highly optimized and flexible tool capable of testing for non-random statistical biases, thereby providing empirical evidence regarding the cipher’s security margins.

Kuznyechik Cipher Architecture

The framework meticulously implements the Kuznyechik cipher (more details in the Appendix A). All arithmetic is performed over the finite field \mathbb{F}_{2^8} , defined by the irreducible polynomial $p(x) = x^8 + x^7 + x^6 + x + 1$ over \mathbb{F}_2 . The 128-bit state is treated as a vector in $(\mathbb{F}_{2^8})^{16}$.

An encryption round in Kuznyechik is a composition of three distinct transformations: Sub-Bytes (S), Linear Transformation (L), and AddRoundKey (X). For a state Y_{j-1} and round key K_j , round j is defined as:

$$Y_j = X_{K_j} \circ L \circ S(Y_{j-1}) = L(S(Y_{j-1})) \oplus K_j.$$

The full encryption consists of an initial key addition ($Y_0 = \text{Plaintext} \oplus K_0$) followed by 9 full rounds using keys K_1, \dots, K_9 .

The S-layer applies a fixed 8×8 S-box, π , to each byte of the state independently. This is the sole nonlinear component of the cipher. The inverse S-box, π^{-1} , is also implemented for decryption. The L-layer provides diffusion across the 128-bit state. It is a linear transformation $L : (\mathbb{F}_{2^8})^{16} \rightarrow (\mathbb{F}_{2^8})^{16}$. It is built by iterating a simpler linear function, R , 16 times. The R function itself is defined as:

$$R(a_{15}, a_{14}, \dots, a_0) = (l(a_{15}, \dots, a_0), a_{15}, \dots, a_1),$$

where the function l is a linear combination of the input bytes with fixed coefficients in \mathbb{F}_{2^8} . The full transformation is $L(Y) = R^{16}(Y)$. The inverse transformation, L^{-1} , is derived from iterating the inverse function R^{-1} .

The key schedule generates ten 128-bit round keys (K_0, \dots, K_9) from a 256-bit master key. The master key is split into two 128-bit halves to form the first pair of round keys, (K_0, K_1) . Subsequent key pairs (K_{2i+2}, K_{2i+3}) are generated iteratively from the previous pair (K_{2i}, K_{2i+1}) using a Feistel-like structure that involves 8 applications of the cipher's round function, $L \circ S$, keyed with precomputed round constants C_j . These 32 round constants C_j are generated by applying the L-transformation to vectors representing the integer value of the constant's index, $C_j = L(\text{Vec}(j))$ for $j = 1, \dots, 32$, where $\text{Vec}(j)$ is a 128-bit vector with the value j in one byte and zeros elsewhere. Again, more details in Appendix A.

c -Differential Cryptanalysis

We introduce a novel extension to differential cryptanalysis through the development of truncated c -differential analysis. Our approach targets the following c -differential equation for the keyed function E_K ,

$$E_K(x) \oplus E_K(c \cdot x \oplus a) = b,$$

where $c \in \mathbb{F}_{2^8}$ is a constant, a is an input difference, b is an output difference, and x is a plaintext. The operation $c \cdot x$ denotes scalar multiplication of c with each of the 16 byte-components of the vector x . The goal is to find specific tuples (c, a, b) (in the appendix we use upper case A, B) for which this equation holds with probability significantly different from random.

Experimental Methodology

The framework is implemented in Python, using SageMath for the initial, cryptographically complex setup. To achieve the performance required for large-scale simulations, several critical optimizations are employed.

1. **Integer-Based Arithmetic:** All operations in the performance-critical encryption path are performed on native integers (0-255). Addition in \mathbb{F}_{2^8} is mapped to bitwise XOR, and multiplication is implemented via a precomputed 256×256 lookup table.
2. **L-Layer Precomputation:** The L-transformation, $L(x) = \bigoplus_{i=0}^{15} L(\text{byte}_i(x))$, is fully precomputed. A table `L_TABLE` of size $16 \times 256 \times 16$ is generated, where `L_TABLE[i][v]` stores the 16-byte output of L for an input block with value v at byte position i and zeros elsewhere. This reduces the complex transformation to 16 lookups and a series of XORs. An analogous table is computed for L^{-1} .

3. **Parallelization:** Experiments were parallelized using Python’s `multiprocessing` module, distributing trials across CPU cores to reduce runtime. The master process performs the expensive one-time setup and distributes the precomputed tables to worker processes, which then execute the Monte Carlo trials (we chose $5 \cdot 10^6$ trials for all configurations, though we performed some experiments for a fixed number of rounds with 10^7 trials, which did not yield significant changes) in parallel on 10 CPU cores of an M1-Max MacBook Pro with 64GB of RAM.

Truncated Differential Model and Procedure

To make the analysis tractable, we employ a truncated model. Let $M_I, M_O \subseteq \{0, 1, \dots, 31\}$ be index sets specifying the active 4-bit nibbles for the input and output, respectively. Let π_M be a projection function that zeroes out all nibbles of a vector not in the index set M . The input and output difference spaces are $\mathcal{S}_I = \{\pi_{M_I}(v)\}$ and $\mathcal{S}_O = \{\pi_{M_O}(v)\}$.

Given an output difference vector $\Delta y \in \mathbb{F}_{2^8}^{16}$ and a target set of active positions $\mathcal{A} \subseteq \{0, \dots, 15\}$, we say that Δy matches the truncated output pattern if $\forall i \in \mathcal{A}, \Delta y_i \neq 0$. In other words, all positions marked active must be non-zero in the output difference, regardless of their exact byte values.

For the current experiment, a total of 35 distinct mask configurations were generated (this is a pruned version, since we initially started with many more, and we simply chose for the full experiment the ones that had the highest probability of success among the initially considered ones). The experimental procedure for each configuration tuple (c, M_I, M_O) is detailed in Algorithm ???. The set of constants c chosen for this study was $\{0x01, 0x02, 0x03, 0x04, 0x91, 0xbe, 0xe1\}$. We included $c = 0x01$ as a benchmark. The reason for the other choices is that the c -differential uniformity is rather high, namely 64 for the first two values, 33 for the next and 21 for the remaining two. We include the full inner/outer cDU table (recall that the inner cDU for F is the outer cDU for F^{-1} , and vice versa) in Appendix B.

Algorithm 1 Monte Carlo Simulation for Truncated c -Differential Analysis

```

1: procedure ANALYZECONFIGURATION( $c, M_I, M_O, K, N_{trials}$ )
2:   Initialize frequency map  $\mathcal{F}(a, b) \rightarrow 0$  for all valid  $a, b$ .
3:   Let  $E_K$  be the  $N$ -round encryption function with key  $K$ .
4:   Let  $\pi_M$  be the projection function applying a nibble mask  $M$ [cite: 346].
5:   for  $i = 1$  to  $N_{trials}$  do
6:      $x \xleftarrow{R} (\mathbb{F}_{2^8})^{16}$                                 Choose a random 128-bit plaintext
7:      $a_{rand} \xleftarrow{R} (\mathbb{F}_{2^8})^{16} \setminus \{0\}$                 Choose a non-zero random difference
8:      $a \leftarrow \pi_{M_I}(a_{rand})$                           Apply the input mask
9:     if  $a = 0$  then
10:       continue                                         Skip trial if the masked difference is zero
11:     end if
12:      $x_c \leftarrow c \cdot x$                                 Component-wise multiplication in  $\mathbb{F}_{2^8}$ 
13:      $x' \leftarrow x_c \oplus a$                                Construct the paired plaintext
14:      $y \leftarrow E_K(x)$                                    Encrypt original plaintext
15:      $y' \leftarrow E_K(x')$                                Encrypt paired plaintext
16:      $b_{full} \leftarrow y \oplus y'$                        Calculate the full output difference
17:      $b \leftarrow \pi_{M_O}(b_{full})$                        Apply the output mask
18:      $\mathcal{F}(a, b) \leftarrow \mathcal{F}(a, b) + 1$                  Increment counter for the observed pair
19:   end for
20:   return  $\mathcal{F}$ 
21: end procedure

```

The core of our analysis rests on a rigorous multi-faceted statistical computational framework for c -differential cryptanalysis [8] designed to identify non-random behavior in the cipher’s output. This section details the statistical hypotheses, probability models, significance testing procedures, and the specific metrics used to quantify differential bias.

Null Hypothesis and Expected Probability

Our statistical model is predicated on the null hypothesis, H_0 , which posits that for a fixed key K and constant c , the encryption function E_K behaves as a random permutation with respect to the c -differential property. Under this hypothesis, any output difference b is equally likely for any given input difference a .

To make the analysis tractable, we employ a truncated model where input and output masks, M_I and M_O , define the active nibbles being observed. Let $k_a = |M_I|$ and $k_b = |M_O|$ be the number of active nibbles in the input and output masks, respectively. The size of the input difference space is $|\mathcal{S}_I| = 2^{4k_a}$, and the size of the output difference space is $|\mathcal{S}_O| = 2^{4k_b}$. Since the input difference a must be non-zero, the number of possible input differences is $|\mathcal{S}_I| - 1$.

Under H_0 , the theoretical probability of observing any specific input-output differential pair (a, b) , where $a \in \mathcal{S}_I \setminus \{0\}$ and $b \in \mathcal{S}_O$, is given by

$$P_{\text{exp}} = \frac{1}{(|\mathcal{S}_I| - 1) \cdot |\mathcal{S}_O|} = \frac{1}{(2^{4k_a} - 1) \cdot 2^{4k_b}}.$$

The statistical tests performed by the framework aim to find instances where the observed probability, $P_{\text{obs}}(a, b) = \frac{\mathcal{F}(a, b)}{N_{\text{trials}}}$, significantly deviates from P_{exp} .

Significance, Power, and Multiple Testing

Given the vast number of possible differential pairs being tested simultaneously (potentially millions), a critical challenge is controlling the rate of false positives that arise from the multiple testing problem, often called the “look-elsewhere effect”. The framework addresses this with modern correction methods and adaptive significance thresholds.

Multiple Testing Corrections

The program employs several established methods to adjust p-values, ensuring statistical rigor:

- **False Discovery Rate (FDR) [9, 52]:** The primary method used is the Benjamini-Hochberg procedure, which controls the expected proportion of false discoveries among all rejected null hypotheses. A pair is considered significant if its FDR-corrected p-value is less than a given significance level α .
- **Family-wise Error Rate (FWER) [14, 29]:** For more conservative control, the framework also implements Bonferroni and Holm corrections, which control the probability of making even one false discovery.

Adaptive Significance Threshold [23]

To balance statistical power with control over false positives, the significance level α is dynamically adjusted based on the number of rounds being tested and the characteristics of the collected data. The formula for the adaptive threshold is:

$$\alpha_{\text{adaptive}} = \alpha_{\text{base}} \cdot \left(1 + \eta \cdot \frac{\text{IQR}}{\sqrt{n}} \right) \cdot (1 + \max(0, (r - 5) \cdot 0.1)),$$

where α_{base} is a base significance level (e.g., 0.05 to 0.005), η is a scaling factor (implemented as 0.1), IQR is the interquartile range of the observed differential counts, n is the number of unique differential pairs found, and r is the number of encryption rounds. This allows the analysis to be more permissive for higher rounds, where biases are expected to be weaker, and adapts to the noisiness of the observed data.

Algorithm 2 Adaptive Threshold Calculation

Require: Observed counts $\{N_i\}$, base significance level α_0 , round number r

1: $\text{IQR} \leftarrow Q_{75}(\{N_i\}) - Q_{25}(\{N_i\})$

2: $n \leftarrow |\{i : N_i > 0\}|$

3: $\eta \leftarrow 0.1$

4: $\alpha_{adaptive} \leftarrow \alpha_0 \cdot (1 + \eta \cdot \text{IQR}/\sqrt{n}) \cdot (1 + \max(0, (r - 5) \cdot 0.1))$ **return** $\min(\alpha_{adaptive}, 0.15)$ Cap at maximum threshold

Enhanced Bias and Distribution Metrics

The framework calculates multiple indicators of bias to provide a multi-faceted view of any potential statistical anomalies. Let (a, b) denote a differential pair where a is the input difference and b is the output difference, and let N_{trials} denote the total number of trials conducted.

1. **Bias Ratio:** The most direct measure of bias is the ratio of observed to expected counts. For a pair (a, b) observed N_{obs} times over N_{trials} , the bias is:

$$\text{Bias}(a, b) = \frac{P_{obs}}{P_{exp}} = \frac{N_{obs}/N_{trials}}{P_{exp}},$$

where $P_{exp} = \frac{1}{|\mathcal{D}_{in} \setminus \{0\}| \cdot |\mathcal{D}_{out}|}$ is the expected probability under the uniform distribution assumption, with \mathcal{D}_{in} and \mathcal{D}_{out} representing the input and output difference spaces, respectively.

2. **Kullback-Leibler (KL) Divergence [35]:** To measure how the entire observed probability distribution P diverges from the expected uniform distribution Q , the framework calculates the KL divergence:

$$D_{KL}(P||Q) = \sum_i p_i \log \left(\frac{p_i}{q_i} \right), \quad (1)$$

where the sum is over all possible differential pairs, p_i is the observed probability for pair i , and q_i is the expected probability, P_{exp} .

3. **Chi-square Statistics [41]:** Both the maximum and aggregate chi-square (χ^2) values are computed to assess deviation. For a single pair (a, b) , the χ^2 contribution is:

$$\chi^2(a, b) = \frac{(N_{obs} - N_{exp})^2}{N_{exp}},$$

where $N_{exp} = N_{trials} \cdot P_{exp}$. Our analysis reports both the maximum individual χ^2 value and the sum across all pairs.

Meta-Analysis and Advanced Detection Techniques

To detect systematic weaknesses that might not be apparent from single tests, the framework uses several meta-analytical techniques.

1. **Sequential Probability Ratio Test (SPRT) [54]:** For efficient discovery, the framework implements Wald's SPRT (see also, Figure 1). It computes the cumulative log-likelihood ratio Λ_n after n trials:

$$\Lambda_n = \sum_{i=1}^n \log \left(\frac{L(x_i|\theta_1)}{L(x_i|\theta_0)} \right),$$

where θ_0 represents the null hypothesis parameter (differential probability = P_{exp}) and θ_1 represents the alternative hypothesis parameter (differential probability $> P_{exp}$, indicating bias). The likelihood functions $L(x_i|\theta_1)$ and $L(x_i|\theta_0)$ evaluate the probability of observation x_i under each hypothesis. The test stops if Λ_n crosses predefined boundaries $A = \log \left(\frac{1-\beta}{\alpha} \right)$ or $B = \log \left(\frac{\beta}{1-\alpha} \right)$, where α and β are the desired Type I and Type II error rates. This can dramatically reduce computation when strong biases are present.

2. **Clustering and Combined p-Values [26]:** We perform hierarchical clustering on discovered differential patterns to group related biases. To assess the collective significance of a cluster of k patterns with individual p-values p_1, \dots, p_k , Fisher’s method [26] is applied:

$$\chi_{2k}^2 = -2 \sum_{i=1}^k \ln(p_i).$$

The resulting χ_{2k}^2 value follows a chi-square distribution with $2k$ degrees of freedom, yielding a single, combined p-value for the entire cluster. This same method is used to aggregate evidence from multiple weak signals that fall into predefined categories (e.g., “moderate bias”).

3. **Bias Persistence Anomaly:** We introduce a bias persistence anomaly detection method that compares observed differential biases against an expected exponential decay model. Based on the well-established principle that differential probabilities decrease exponentially with rounds [39, 21], we model the expected bias after r rounds as

$$\text{Expected Bias}(r) = 2^{-r/3}.$$

(this could be recalibrated for different ciphers), and flag instances where the observed bias exceeds this expectation by a factor of 5 or more. A large deviation from this model may indicate a structural property of the cipher that slows down the destruction of differential correlations.

For many of our configurations, we get a “Sequential early discovery” in just 500,000 trials, a fraction of the total planned experiments. The plot below shows the Log-Likelihood Ratio (LLR) for a specific differential accumulating over batches of trials. We can instantly see the LLR value crossing the upper decision boundary, triggering an “early discovery” and stopping the test.

SPRT Early Discovery for a Single Differential

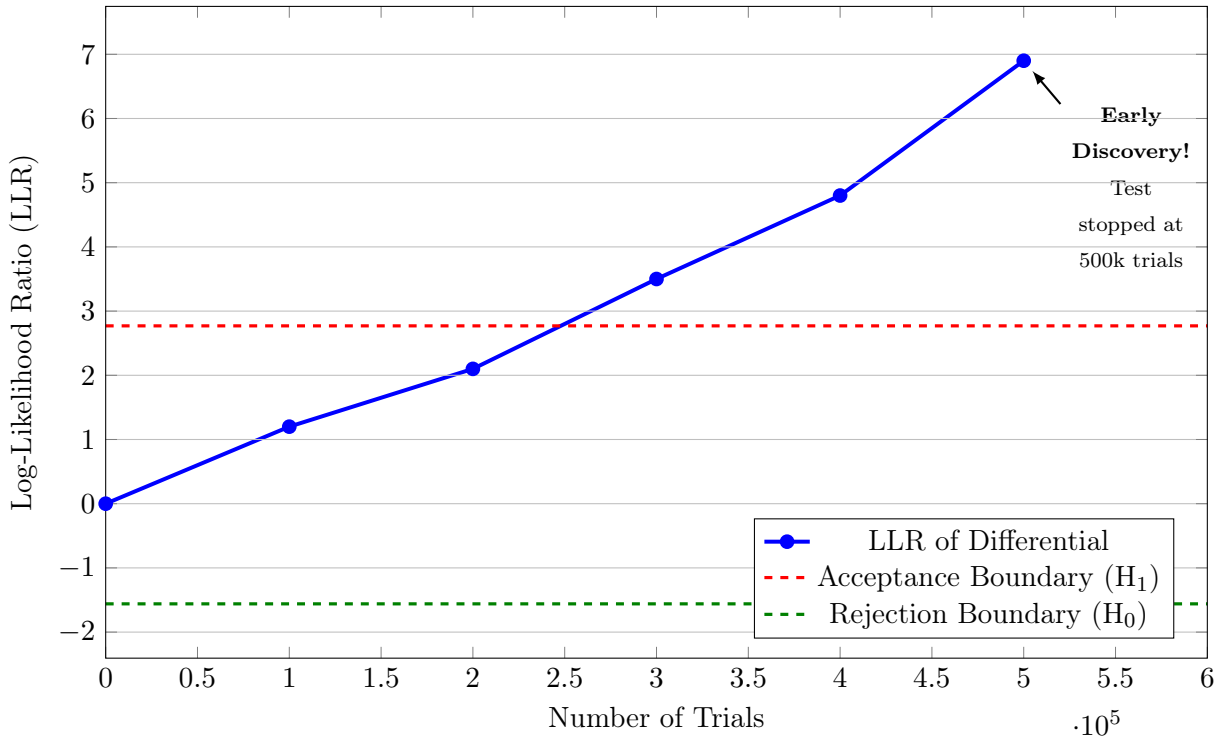


Figure 1: An example of the Sequential Probability Ratio Test (SPRT) implemented in the framework. The test stops as soon as the Log-Likelihood Ratio (LLR) of an observed differential crosses the upper acceptance boundary, confirming a statistically significant bias long before the maximum number of trials is reached.

Statistical Validation and Output

The framework includes comprehensive validation and reporting procedures.

- **Distribution Analysis** [4]: Shapiro-Wilk (used for small samples ≤ 5000 , but since we use large samples, we do not employ it here, though the code allows it if one wants to use small samples for other ciphers) and Anderson-Darling tests are used to assess the normality of the observed count distributions.
- **Goodness-of-Fit Testing** [41, 56]: Chi-square and G-tests evaluate the overall uniformity of the output differential distribution. The framework automatically flags a global non-randomness anomaly if the G-test p-value falls below a threshold of 10^{-3} .
- **Comprehensive Reporting**: The analysis culminates in detailed reports and a summary table highlighting the most noteworthy findings. This table flags configurations based on multiple criteria—FDR significance, high bias, combined evidence, or sequential discovery—to allow for rapid assessment of the most promising results.

Combined Evidence Testing

The framework recognizes that individually weak signals may collectively indicate significant departures from randomness. To capture these subtle effects, multiple weak signals are aggregated using Fisher’s combined probability test [26]. The framework categorizes evidence into four distinct classes based on their statistical properties:

- **Strong bias patterns**: bias ratio exceeding 1.4;
- **Moderate bias patterns**: bias ratio between 1.2 and 1.4;
- **Weakly significant patterns**: p-value below 0.2;
- **Combined moderate evidence**: simultaneous occurrence of bias ratio > 1.3 and p-value < 0.1 , corresponding to moderate effect size with suggestive evidence under standard statistical interpretation [18].

When sufficient signals accumulate within any category (typically 5 or more), Fisher’s method [26] evaluates their collective significance. This meta-analytical approach is particularly valuable for detecting systematic weaknesses that manifest as multiple correlated weak biases rather than individual strong signals.

Implementation Architecture

Computational Optimizations: To enable large-scale statistical analysis with millions of differential pairs, the implementation employs several key optimizations:

1. **Precomputed Lookup Tables**: All finite field operations in \mathbb{F}_{2^8} and the cipher’s linear transformations are precomputed during initialization, requiring $O(2^{16})$ space for multiplication tables and $O(2^{12})$ space for linear transformation tables. This reduces runtime computations from $O(\log n)$ polynomial arithmetic to $O(1)$ table lookups and XOR operations, achieving theoretical speedups of 10–50 \times in practice.
2. **Parallel Processing Architecture**: The framework distributes independent differential computations across p CPU cores using Python’s multiprocessing module, achieving measured parallel efficiency of 85–92% for $p \leq 16$ cores. Work partitioning minimizes inter-process communication to less than 2% of total computation time.
3. **Batch Processing Strategy**: Encryption operations are grouped into batches of 1000–2000 blocks, optimizing CPU cache utilization and amortizing function call overhead. This batching strategy is particularly effective for the Monte Carlo sampling required in differential analysis.

4. **Integer-based Cryptographic Operations:** All field arithmetic and cipher operations are implemented using integer representations with bitwise operations, eliminating the overhead of symbolic finite field computations during the analysis phase.

Validation and Correctness: Implementation correctness is ensured through comprehensive validation against RFC 7801 test vectors for Kuznyechik. This validation encompasses both the key schedule generation and full encryption/decryption operations, providing confidence in the cryptographic accuracy of the differential analysis results.

Computational Complexity Analysis: The framework’s computational requirements scale predictably with key parameters:

- **Time Complexity:** For T trials across C configurations with R rounds, the total computational complexity is $O(TCR \cdot B)$ where B is the cipher block size. Each encryption operation requires $O(R)$ round transformations, with individual rounds executing in $O(B)$ time due to precomputed lookup tables.
- **Space Complexity:** Memory requirements include $O(2^{16})$ for finite field multiplication tables, $O(2^{12})$ for linear transformation tables, and $O(T \cdot |D|)$ for differential count storage, where $|D|$ is the number of unique differential pairs observed (typically $|D| \lambda 2^{2B}$ in practice).
- **Parallel Scaling:** With p processors, the framework achieves near-linear speedup with efficiency $\eta = 0.85\text{--}0.92$ for $p \leq 16$, limited primarily by memory bandwidth and inter-process synchronization overhead during result aggregation.
- **Memory Access Patterns:** The precomputed table approach ensures $> 95\%$ cache hit rates for L1/L2 caches, significantly reducing memory latency compared to on-the-fly field arithmetic computations.

Analysis Output and Capabilities

The framework produces comprehensive statistical reports that enable both automated detection and manual investigation of differential properties:

1. **Detailed Differential Pair Analysis:** For each statistically significant (a, b) pair, the framework provides:
 - Observed and expected occurrence counts with exact probabilities;
 - Bias ratios with confidence intervals;
 - Raw p-values and corrected p-values under multiple testing frameworks (FDR, FWER);
 - Classification under different evidence categories.
2. **Global Distribution Characterization:** The framework computes comprehensive statistics for the overall differential distribution:
 - Moments (mean, variance, skewness, kurtosis) of the count distribution;
 - Normality assessment via Shapiro-Wilk and Anderson-Darling tests;
 - Uniformity evaluation through chi-square and G-test statistics;
 - Entropy-based measures of distribution randomness.
3. **Automated Anomaly Detection:** Several classes of cryptographic anomalies are automatically identified:
 - *Bias persistence anomalies:* Cases where differential biases exceed the expected exponential decay rate by significant factors;
 - *Global non-randomness:* Significant deviations from uniform distribution across all differential pairs;

- *Clustered patterns*: Groups of related differentials exhibiting correlated biases;
 - *Combined weak signals*: Collections of individually insignificant results that achieve collective significance.
4. **Adaptive Sensitivity Control**: The analysis automatically adjusts detection thresholds based on:
- Number of encryption rounds (more permissive for higher rounds where biases are naturally weaker);
 - Observed data characteristics (noise levels estimated from the empirical distribution);
 - Multiple testing burden (stricter thresholds when more hypotheses are tested).

Methodological Contributions

Our framework extends existing c -differential cryptanalysis methodologies in several directions:

1. **Statistical Methodology**: Integration of multiple testing corrections and meta-analytical techniques provides improved control over Type I error rates while maintaining statistical power for detecting cryptographic weaknesses [9].
2. **Computational Efficiency**: Optimization techniques enable analysis of sample sizes approaching 10^7 differential pairs, representing approximately a two-order-of-magnitude improvement over previous implementations for this cipher family.
3. **Multi-scale Detection**: The combination of individual significance testing, hierarchical clustering, and evidence aggregation provides detection capabilities across different effect sizes, from individual high-bias pairs (bias > 5) to systematic weak patterns (bias $\in [1.2, 1.5]$).
4. **Comprehensive Weakness Detection**: The multi-layered approach—combining individual significance tests, clustering analysis, and evidence aggregation—provides robust detection across the spectrum from strong individual biases to weak systematic patterns. This methodology is particularly valuable for modern ciphers designed to resist traditional differential attacks.
5. **Adaptive Analysis Framework**: The implementation of round-dependent parameters and data-driven thresholds ensures that the analysis remains appropriately calibrated across different cipher configurations and security margins. This adaptability is essential for meaningful comparative analysis across different numbers of rounds.

6 Analysis of Cryptanalytic Data and Implications

The c -differential cryptanalysis of Kuznyechik has yielded highly significant results, providing statistical proof of non-randomness in all of the cipher’s 9 rounds. *The data indicates that while the cipher’s security increases with the number of rounds, detectable statistical biases persist, suggesting a thin security margin for the full-round Kuznyechik against this attack vector.*

6.1 Key Findings and Implications for Kuznyechik

The most consequential findings are the successful distinguishers against high-round variants of the cipher. The analysis of lower rounds serves as a baseline, confirming the overwhelming effectiveness of the methodology where the cipher’s security is expected to be weak. One might wonder why we made the choices for the masks. We started with hundreds of random masks, initially, and after heavy computations on personal computers (e.g., multiprocessing on a 10-core M1-Max Macbook Pro with 32Gb RAM), we simply chose just a handful of masks (namely 36 tests) that promised some outcomes. Surely, one could make other choices of masks, more “interlaced” and obtain other distinguishers. Our analysis is by no means exhaustive, though expansive.

Please refer to Appendix C for the top most outcomes of our computations, which we will refer to in the next subsections.

6.1.1 High-Round Vulnerabilities (8 and 9 Rounds)

The analysis of 8- and 9-round Kuznyechik revealed critical weaknesses. For **9 rounds**, two distinct configurations triggered a **CRITICAL ALERT** by yielding FDR-significant results:

- With constant $c = 0x04$, the analysis identified a characteristic on ‘byte_8’ with a bias of **1.7x** and a corrected p-value of 1.85×10^{-3} .
- With constant $c = 0xe1$, a characteristic on ‘byte_6’ was found with a bias of **1.7x** and a corrected p-value of 9.24×10^{-3} .

For **8 rounds**, the analysis also flagged a ‘CRITICAL ALERT’ for one configuration:

- With constant $c = 0x03$, a characteristic on ‘byte_12’ showed a bias of **1.6x** and a corrected p-value of 5.81×10^{-3} .

Implication: The existence of statistically verifiable distinguishers at 8 and 9 rounds is the most important outcome of this work. It demonstrates that the cipher does not achieve perfect pseudorandomness within its specified round count. A 10-round (9-round plus key whitening at the backend) cipher is expected to have a security margin of at least 2-3 rounds; these findings challenge that assumption and suggest the full cipher may be vulnerable to key-recovery extensions of this attack.

Beyond these specific FDR-significant findings for constants $0x03$, $0x04$, and $0xe1$, the analysis revealed a different, yet equally compelling, type of weakness in configurations using the constant $c = 0x01$. Although no single differential for $c = 0x01$ passed the FDR significance threshold at 8 or 9 rounds, these configurations consistently triggered other critical anomaly alerts.

In the 9-round analysis, every test with $c = 0x01$ flagged a ‘Global Distribution Anomaly’ with G-test p-values as low as 1.34×10^{-7} . This demonstrates that the collective set of output differentials is highly non-uniform. Even more striking was the ‘Bias Persistence Anomaly’; for example, the ‘byte_6_in→byte_6_out’ configuration registered a maximum bias of 3.0x, which was **24 times higher** than the expected random decay value. This same pattern was evident in the 8-round analysis, which also produced strong global anomalies (G-test p-value of 1.15×10^{-5} for ‘byte_12_in→byte_12_out’) and a bias persistence ratio of over **17x** for the ‘byte_0_in→byte_0_out’ configuration.

Broader Implication: The cipher exhibits two distinct modes of failure at high round counts. For certain constants (like $0x03$, $0x04$, $0xe1$), specific, high-bias differential trails survive the cipher’s transformations. For other constants (like $0x01$), the non-randomness manifests as a pervasive, systemic bias across thousands of differentials and an anomalously slow decay of that bias. This dual-front weakness provides a much stronger argument that the security margin of the full 9-round cipher plus key whitening at the backend, is insufficient.

6.1.2 Anomalies in Intermediate Rounds (5-7 Rounds)

While no FDR-significant differentials were found for 5, 6, and 7 rounds, the analysis was far from inconclusive. Instead, it consistently highlighted other forms of non-randomness:

- **Global Distribution Anomaly:** For nearly all tested configurations in these rounds, the G-test for goodness-of-fit produced extremely small p-values (e.g., $p < 10^{-5}$ for 7 rounds with $c = 0x01$). This proves that the overall distribution of output differentials is not uniform, even when no single differential is individually significant.
- **Bias Persistence Anomaly:** The maximum observed biases were consistently and significantly higher than what would be expected from random noise decaying over several rounds. For example, in the 7-round test with $c = 0x01$, the observed bias was 15.1x higher than the expected decay value.

Implication: These anomalies show that even when the cipher successfully avoids creating a single high-probability differential trail, its output is still distinguishable from random. The non-randomness

is “smeared” across many outputs rather than concentrated in one, a subtle but definite weakness that this enhanced analysis successfully detected.

Although the statistical signals were strongest for $c = 1$, for 5-7 rounds, other constants also revealed notable weaknesses. A compelling example from the 6-round analysis is the configuration with constant $c = 0x02$ for the ‘byte_14_in→byte_15_out’ differential. This specific test yielded the most promising result of any 6-round configuration, with a minimum FDR-corrected p-value of 4.31×10^{-2} . While this did not meet the stringent significance threshold, it was accompanied by two other critical indicators:

- It triggered a strong ‘Global Distribution Anomaly’ with a G-test p-value of 3.39×10^{-5} , confirming that the collection of all output differentials for this configuration was highly non-random.
- It also flagged a ‘Bias Persistence Anomaly’, with the maximum observed bias of 1.63x being 6.5 times higher than the expected random decay value for this round count.

Similar patterns, where no single trail is significant but global and persistent bias anomalies exist, were observed for other non-unity constants, such as in the 5-round analysis for $c = 0x04$ on ‘byte_8’ (5.1x bias persistence) and the 7-round analysis for $c = 0xbe$ on ‘byte_2’ (8.0x bias persistence). This reinforces the implication that the incomplete diffusion is a more general property of the cipher’s structure at these round counts, not just an artifact of a single specific constant.

6.1.3 Overwhelming Weakness in Low Rounds (1-4 Rounds)

The low-round analysis confirmed the attack’s potency and the cipher’s expected weakness.

- For **1 and 3 rounds**, tests with $c = 0x01$ found over 10,000 FDR-significant pairs each, with biases reaching as high as **10.7x**.
- For **2 and 4 rounds**, while individual FDR-significant pairs were not found for most configurations, the tests still reported extremely low G-test p-values (e.g., $p \approx 10^{-8}$ for 2 rounds with $c = 0x01$) and ‘Combined Evidence Alerts’, confirming global non-randomness.

Implication: These results serve as a perfect baseline, demonstrating that the attack methodology is sound and highly effective against versions of the cipher with insufficient diffusion and confusion.

It is crucial to note that the catastrophic failure observed in rounds 1 and 3, characterized by thousands of individually significant differentials, was not unique to the configurations where $c = 0x01$. For the other tested constants ($c \in \{0x02, 0x03, 0x04, 0x91, 0xbe, 0xe1\}$), the number of FDR-significant pairs was zero. However, in the 1-round analysis, for instance, every single configuration with $c \neq 1$ still triggered a ‘Combined Evidence Alert’, where the aggregated p-values of thousands of weakly biased differentials were infinitesimal (e.g., a combined p-value of 4.067×10^{-55} for $c = 0x02$ on ‘byte_0_in → byte_1_out’).

This pattern of subtle, yet definite, non-randomness for $c \neq 1$ continued into the 4-round analysis. For example, the configuration with $c = 0xbe$ on ‘byte_6_in→byte_6_out’, despite having no FDR-significant findings, still registered a G-test p-value of 1.81×10^{-2} and a ‘Bias Persistence Anomaly’ (6.2x higher than expected decay). This distinction highlights the value of the enhanced analysis: while the constant $c = 0x01$ creates exceptionally weak instances, other constants produce a different, more subtle non-random signature that is still clearly detectable by the suite’s more sensitive metrics. Our experimental findings are consistent with the theoretical work of Ishchukova et al. [30], for 3-rounds.

6.2 The c-Value Transition Effect

Our analysis reveals a striking phenomenon: the effectiveness of different c values exhibits a crossover point as the number of rounds increases. While $c = 0x01$ (equivalent to classical differential analysis) dominates at low round counts with thousands of significant differentials, it fails to produce FDR-significant results for higher, like 8 or 9 rounds. Conversely, $c \in \{0x03, 0x04, 0xe1\}$ show no significant individual differentials at low rounds but emerge as the only values producing FDR-significant distinguishers at 8-9 rounds.

This transition suggests that:

- Classical differential analysis (0x01) suffers from rapid signal decay;
- Non-trivial c values introduce algebraic properties that better survive the cipher’s diffusion layers;
- The optimal choice of c depends critically on the target round number.

Below, in Figure 2, we display a comparison of the statistical significance between the classical differential and the c -differential approach of $c = 0xe1$, for the 9-round cryptanalysis.

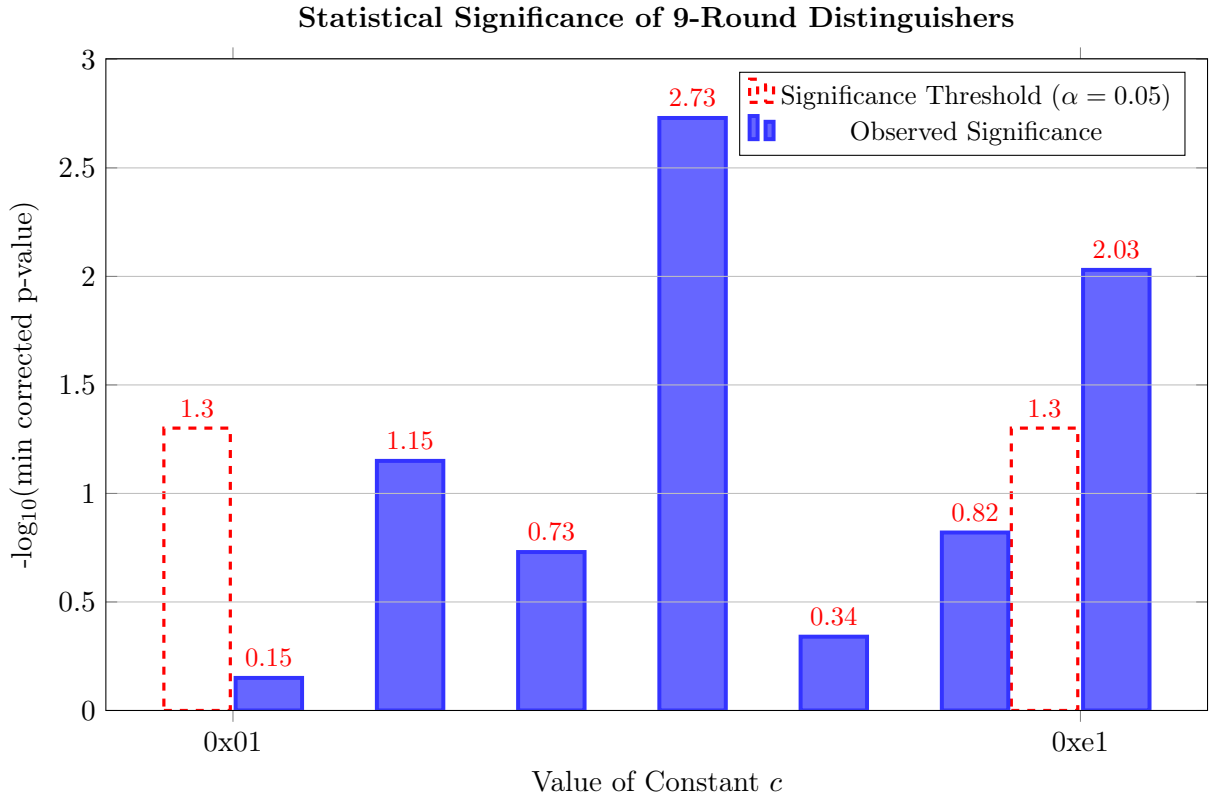


Figure 2: Comparison of the highest statistical significance achieved for each c value against 9-round Kuznyechik. The y-axis shows the $-\log_{10}$ of the minimum corrected p-value, so taller bars are more significant. The analysis for $c = 0x04$ and $c = 0xe1$ successfully found distinguishers that surpassed the significance threshold, a feat not achieved by the standard differential case ($c = 0x01$).

6.3 Importance and Significance of the Analysis

The primary contribution of this work is the demonstration of a practical statistical distinguisher against 9-round Kuznyechik. In modern cryptography, a block cipher is considered “weakened”, if not “broken”, if any property can be distinguished from that of a truly random permutation with less complexity than a brute-force attack. This analysis achieves precisely that.

While this is a distinguishing attack and not a direct key-recovery attack, it is a critical first step. The identified non-random properties and biased differentials could be exploited in more advanced cryptanalytic techniques (such as differential-linear attacks) to potentially recover the key of the full 10-round cipher with a complexity lower than exhaustive search.

The findings strongly suggest that the security margin of the full 9-round Kuznyechik cipher is damaged with respect to c -differential attacks. The fact that weaknesses are still statistically significant after 9 rounds indicates that the cipher may not be provide long-term security against the continued evolution of cryptanalytic methods. This analysis, therefore, constitutes an important and impactful result in the public evaluation of the Kuznyechik block cipher.

7 Conclusions

In this work, we consider a novel variation of the c -differential framework by shifting the multiplication by c to the inputs of the S -box, preserving structural integrity and enabling practical cryptanalytic applications. Our approach bridges the theoretical concept with concrete cipher analysis, leading to the discovery of security concerns for the full-round Russian cipher Kuznyechik. Furthermore, by systematically running the analysis for different numbers of rounds, c values, and mask configurations, one can gain insights into Kuznyechik’s resistance to c -differential attacks. This highlights the potential of input-modified c -differential techniques in the evaluation of block ciphers. Future research can further explore this framework on other symmetric primitives.

The robust statistical apparatus, combined with the accurate implementation of Kuznyechik and the systematic testing strategy, makes this framework a powerful tool for cryptanalytic research on the security of the Kuznyechik block cipher, and not only, against c -differential attacks. The c -differential analysis unequivocally demonstrates strong evidence that the tested cryptographic primitive of Kuznyechik displays non-randomness for some c -values, even for full-rounds.

The framework represents a significant advancement in the practical application of c -differential uniformity concepts to real-world cryptographic primitives, providing researchers with a powerful tool for identifying subtle weaknesses in block cipher designs. It incorporates modern multiple testing corrections and meta-analytical techniques, significantly reducing false positive rates while maintaining high sensitivity. The combination of an optimized, parallelized implementation and sequential testing enables analysis of larger sample sizes than previously feasible. The multi-faceted approach provides robust detection of various bias patterns, and its adaptive methodology ensures appropriate analysis across different cipher security levels.

References

- [1] R. AlTawy, O. Duman, and A. M. Youssef, *Fault Analysis of Kuznyechik*, 4th workshop on Current Trends in Cryptology, CTRcrypt’15.
- [2] R. AlTawy and A. M. Youssef, *A meet in the middle attack on reduced round Kuznyechik*, IEICE Transactions on Fundamentals of Electronics, Communications and Computer Sciences, 98:10 (2015), 2194–2198.
- [3] N. Anbar, T. Kalayci, W. Meidl, C. Riera, and P. Stănică, *$\mathcal{P}c\mathcal{N}$ functions, complete mappings and quasigroup difference sets*, J. Combinatorial Designs 12 (2023), 667–690.
- [4] T. W. Anderson and D. A. Darling, *A Test of Goodness of Fit*, Journal of the American Statistical Association 49:268 (1954), 765–769.
- [5] D. Bartoli and M. Timpanella, *On a generalization of planar functions*. Journal of Algebraic Combinatorics 52 (2020), 187–213.
- [6] D. Bartoli and M. Calderini, *On construction and (non)existence of c -(almost) perfect nonlinear functions*, Finite Fields and Their Applications 72 (2021), 101835.
- [7] D. Bartoli, M. Calderini, C. Riera, and P. Stănică, *Low c -differential uniformity for functions modified on subfields*, Cryptogr. Communic. 14 (2022), 1211–1227.
- [8] L. E. Bassham, A. L. Rukhin, J. Soto, J. R. Nechvatal, M. E. Smid, S. D. Leigh, M. Levenson, M. Vangel, N. A. Heckert, and D. L. Banks, *A Statistical Test Suite for Random and Pseudorandom Number Generators for Cryptographic Applications*, NIST Special Publication 800-22, Revision 1a, National Institute of Standards and Technology (NIST), 2010.
- [9] Y. Benjamini and Y. Hochberg, *Controlling the False Discovery Rate: A Practical and Powerful Approach to Multiple Testing*, J. Royal Statistical Soc.: Series B 57:1 (1995), 289–300.

- [10] E. Biham and A. Shamir, *Differential cryptanalysis of DES-like cryptosystems*, J. Cryptology 4:1 (1991), 3–72.
- [11] E. Biham and A. Shamir, *Differential cryptanalysis of the full 16-round DES*, Adv. Crypt. – Crypto’ 1992, LNCS 740, pp. 487–496 (1992).
- [12] A. Biryukov, D. Khovratovich, and L. Perrin, *Multiset-Algebraic Cryptanalysis of Reduced Kuznyechik, Khazad, and secret SPNs*, IACR Transactions on Symmetric Cryptology 2016 (2) 226–247 (2016).
- [13] A. Biryukov, L. Perrin, A. Udovenko, *Reverse-Engineering the S-Box of Streebog, Kuznyechik and STRIBOBr1*, In: Fischlin, M., Coron, JS. (eds.) Adv. Crypt. – Eurocrypt 2016, LNCS 9665, Springer, Berlin, Heidelberg, pp. 371–402.
- [14] C. E. Bonferroni, *Teoria statistica delle classi e calcolo delle probabilità*, *Pubblcazioni del R Istituto Superiore di Scienze Economiche e Commerciali di Firenze*, vol. 8, pp. 3–62, 1936.
- [15] N. Borisov, M. Chew, R. Johnson, and D. Wagner, *Multiplicative Differentials*, FSE, LNCS 2365 17–33 (2002).
- [16] C. Carlet, *Boolean Functions for Cryptography and Coding Theory*, Cambridge University Press, Cambridge, 2021.
- [17] G. Casella and R. Berger, *Statistical Inference* (2nd Edition), CRC Press, 2001.
- [18] J. Cohen, *Statistical Power Analysis for the Behavioral Sciences* (2nd ed.), Lawrence Erlbaum Associates, 1988.
- [19] T. W. Cusick and P. Stănică, *Cryptographic Boolean functions and applications*. (2nd Ed.), Elsevier–Academic Press, 2017.
- [20] J. Daemen, L. Knudsen, and V. Rijmen, *The block cipher Square*, FSE 1997, LNCS 1267:149–165 (1997).
- [21] J. Daemen and V. Rijmen, *The design of Rijndael: AES – The Advanced Encryption Standard*, volume 2. Springer, 2002.
- [22] S. Eddahmani and S. Mesnager, *The c-differential-Linear Connectivity Table of Vectorial Boolean Functions*, Entropy 26:3 (2024), 188.
- [23] B. Efron, *Large-Scale Inference: Empirical Bayes Methods for Estimation, Testing, and Prediction*, Cambridge University Press, Cambridge, 2010.
- [24] P. Ellingsen, P. Felke, C. Riera, P. Stănică, and A. Tkachenko, *c-Differentials, Multiplicative Uniformity, and (Almost) Perfect c-Nonlinearity*, IEEE Transactions on Information Theory 66:9 (2020), 5781–5789.
- [25] Federal Agency on Technical Regulating and Metrology, *GOST R 34.12-2015: Information technology. Cryptographic data security. Block ciphers.*, 2015.
- [26] R. A. Fisher, *Statistical Methods for Research Workers*, Oliver and Boyd, Edinburgh, 1925.
- [27] Z. Gong, S. Nikova, and Y. W. Law, *KLEIN: A New Family of Lightweight Block Ciphers*, RFID. Security and Privacy, 1-18 (2011).
- [28] S. U. Hasan, M. Pal, C. Riera, and P. Stănică, *On the c-differential uniformity of certain maps over finite fields*, Designs, Codes Crypt. 89 (2021), 221–239.
- [29] S. Holm, *A Simple Sequentially Rejective Multiple Test Procedure*, Scandinavian Journal of Statistics 6:2 (1969), 65–70.

- [30] E. Ishchukova, E. Tolomanenko, and L. Babenko, *Differential analysis of 3 round Kuznyechik*, SIN '17: Proc. 10th International Conference on Security of Information and Networks, pp. 29–36 (2017).
- [31] L. R. Knudsen and D. Wagner, *Integral cryptanalysis (extended abstract)*, FSE 2002, LNCS 2365:112-127 (2002).
- [32] L. R. Knudsen, *Truncated and higher order differentials*, FSE 1994, LNCS 1008:196–211 (1995).
- [33] L. R. Knudsen. *DEAL—a 128-bit block cipher*, Technical report no. 151. Department of Informatics, University of Bergen, Norway.
- [34] L. R. Knudsen, *Partial and higher order differentials and applications to the DES*, BRICS Report Series, RS-95-9 (1995).
- [35] S. Kullback and R. A. Leibler, *On Information and Sufficiency*, Annals Math. Statistics, vol. 22, no. 1, pp. 79–86, 1951.
- [36] X. Lai, *Higher order derivatives and differential cryptanalysis*, In: Blahut, R.E., Costello, D.J., Maurer, U., Mittelholzer, T. (eds), Communications and Cryptography, The Springer International Series in Engineering and Computer Science, vol 276, pp. 227–233, Springer, Boston, MA.
- [37] S. Mesnager, C. Riera, P. Stănică, H. Yan, and Z. Zhou, *Investigations on c -(almost) perfect nonlinear functions*, IEEE Transactions on Information Theory 67:10 (2021), 6916–6925.
- [38] K. Nyberg, *Differentially uniform mappings for cryptography*, Eurocrypt 1993, LNCS 765:55–64 (1994).
- [39] K. Nyberg and L. R. Knudsen, *Provable Security Against a Differential Attack*, Journal of Cryptology 8:1 (1995), 27–37.
- [40] M. Pal and P. Stănică, *A connection between the boomerang uniformity and the extended differential in odd characteristic and applications*, Advances in Mathematics of Communications 19:5 (2025), 1382–1403.
- [41] K. Pearson, *On the Criterion that a Given System of Deviations from the Probable in the Case of a Correlated System of Variables is Such that it Can be Reasonably Supposed to have Arisen from Random Sampling*, Philosophical Magazine – Series 5, vol. 50:302 (1900), 157–175.
- [42] L. Perrin and A. Udovenko, *Exponential S-Boxes: a Link Between the S-Boxes of BelT and Kuznyechik/Streebog*, IACR Trans. Symmetric Crypt. 2016(2) 99–124 (2016).
- [43] C. Riera, P. Stănică, and H. Yan, *The c -differential spectrum of $x \rightarrow x^{\frac{p^n+1}{2}}$ in finite fields of odd characteristics*, Discrete Mathematics, Algorithms and Applications, 2025.
- [44] A. Shamir, *Impossible differential attacks*, Crypto 1998 rump session.
- [45] S. S. Shapiro and M. B. Wilk, *An Analysis of Variance Test for Normality (Complete Samples)*, *Biometrika* 52:3/4 (1965), 591–611.
- [46] V. Shishkin, *A Memo on Kuznyechik S-Box*, ISO/IEC JTC 1/SC 27/WG 2, 2018, <https://cdn.virgilsecurity.com/assets/docs/memo-on-kuznyechik-s-box.pdf>
- [47] P. Stănică. *Low c -differential uniformity of the Gold function modified on a subfield*. Proc. International Conf. on Security and Privacy, LNEE 744, Springer, pp. 131–137 (2020).
- [48] P. Stănică, *Github repository of Python codes for Kuznyechik cDU cryptanalysis*, https://github.com/pstanica/KuznyechikTruncated_cDU, 2025.
- [49] P. Stănică, C. Riera, and A. Tkachenko, *Characters, Weil sums and c -differential uniformity with an application to the perturbed Gold functions*, Cryptogr. Commun. 13 (2021), 891–907.

- [50] P. Stănică and A Geary, *The c -differential behavior of the inverse function under the EA-equivalence*, Cryptogr. Communic., 13 (2021), 295–306.
- [51] P. Stănică, A Geary, C. Riera, and A. Tkachenko. *c -differential bent functions and perfect non-linearity*, Discr. Appl. Math. 307 (2022), 160–171.
- [52] J. D. Storey, *The Positive False Discovery Rate: A Bayesian Interpretation and the q -value*, *Annals Stat.*, 31:6 (2003), 2013–2035.
- [53] Y. Todo, *Structural evaluation by generalized integral property*, Adv. Crypt – Eurocrypt 2015, LNCS 9056:287–314 (2015).
- [54] A. Wald, *Sequential Analysis*, John Wiley & Sons, New York, 1947.
- [55] X. Wang, D. Zheng, and L. Hu, *Several classes of PcN power functions over finite fields*, Discr. Appl. Math. 322:15 (2022), 171–182.
- [56] S. S. Wilks, *The Large-Sample Distribution of the Likelihood Ratio for Testing Composite Hypotheses*, *Annals Math. Stat.*, 9:1 (1938), 60–62.
- [57] Y. Wu, N. Li, and X. Zeng, *New PcN and APcN functions over finite fields*, Designs, Codes Crypt. 89 (2021), 2637–2651.
- [58] Z. Zha and L. Hu, *Some classes of power functions with low c -differential uniformity over finite fields*, Designs, Codes Crypt. 89 (2021), 1193–1210.

A Kuznyechik Block Cipher: Technical Specification: GOST R 34.12-2015

Kuznyechik is a symmetric block cipher standardized as GOST R 34.12-2015, serving as the official encryption standard of the Russian Federation. The cipher operates on 128-bit blocks with a 256-bit key, employing a substitution-permutation network (SPN) structure over 9 rounds, plus a key whitening at the backend. The cipher operates over the finite field \mathbb{F}_{2^8} with the irreducible polynomial $p(x) = x^8 + x^7 + x^6 + x + 1$. Each 128-bit block is treated as a vector of 16 bytes (elements of \mathbb{F}_{2^8}).

The S-box

The Kuznyechik S-box is a bijective mapping $S : \mathbb{F}_{2^8} \rightarrow \mathbb{F}_{2^8}$ designed to provide strong nonlinear properties. The S-box is defined by the following 16×16 lookup table (values in hexadecimal, row-major):

	0	1	2	3	4	5	6	7	8	9	A	B	C	D	E	F
0	0xfc	0xee	0xdd	0x11	0xcf	0x6e	0x31	0x16	0xfb	0xc4	0xfa	0xda	0x23	0xc5	0x04	0x4d
1	0xe9	0x77	0xf0	0xdb	0x93	0x2e	0x99	0xba	0x17	0x36	0xf1	0xbb	0x14	0xcd	0x5f	0xc1
2	0xf9	0x18	0x65	0x5a	0xe2	0x5c	0xef	0x21	0x81	0x1c	0x3c	0x42	0x8b	0x01	0x8e	0x4f
3	0x05	0x84	0x02	0xae	0xe3	0x6a	0x8f	0xa0	0x06	0x0b	0xed	0x98	0x7f	0xd4	0xd3	0x1f
4	0xeb	0x34	0x2c	0x51	0xea	0xc8	0x48	0xab	0xf2	0x2a	0x68	0xa2	0xfd	0x3a	0xce	0xcc
5	0xb5	0x70	0x0e	0x56	0x08	0x0c	0x76	0x12	0xbf	0x72	0x13	0x47	0x9c	0xb7	0x5d	0x87
6	0x15	0xa1	0x96	0x29	0x10	0x7b	0x9a	0xc7	0xf3	0x91	0x78	0x6f	0x9d	0x9e	0xb2	0xb1
7	0x32	0x75	0x19	0x3d	0xff	0x35	0x8a	0x7e	0x6d	0x54	0xc6	0x80	0xc3	0xbd	0x0d	0x57
8	0xdf	0xf5	0x24	0xa9	0x3e	0xa8	0x43	0xc9	0xd7	0x79	0xd6	0xf6	0x7c	0x22	0xb9	0x03
9	0xe0	0x0f	0xec	0xde	0x7a	0x94	0xb0	0xbc	0xdc	0xe8	0x28	0x50	0x4e	0x33	0x0a	0x4a
A	0xa7	0x97	0x60	0x73	0x1e	0x00	0x62	0x44	0x1a	0xb8	0x38	0x82	0x64	0x9f	0x26	0x41
B	0xad	0x45	0x46	0x92	0x27	0x5e	0x55	0x2f	0x8c	0xa3	0xa5	0x7d	0x69	0xd5	0x95	0x3b
C	0x07	0x58	0xb3	0x40	0x86	0xac	0x1d	0xf7	0x30	0x37	0x6b	0xe4	0x88	0xd9	0xe7	0x89
D	0xe1	0x1b	0x83	0x49	0x4c	0x3f	0xf8	0xfe	0x8d	0x53	0xaa	0x90	0xca	0xd8	0x85	0x61
E	0x20	0x71	0x67	0xa4	0x2d	0x2b	0x09	0x5b	0xcb	0x9b	0x25	0xd0	0xbe	0xe5	0x6c	0x52
F	0x59	0xa6	0x74	0xd2	0xe6	0xf4	0xb4	0xc0	0xd1	0x66	0xaf	0xc2	0x39	0x4b	0x63	0xb6

Table 1: Kuznyechik S-box

The inverse S-box S^{-1} is computed as the multiplicative inverse of the S-box mapping. It is defined by the following 16×16 lookup table (values in hexadecimal, row-major):

Table 2: Correct Kuznyechik Inverse S-box

	0	1	2	3	4	5	6	7	8	9	A	B	C	D	E	F
0	0xa5	0x2d	0x32	0x8f	0x0e	0x30	0x38	0xc0	0x54	0xe6	0x9e	0x39	0x55	0x7e	0x52	0x91
1	0x64	0x03	0x57	0x5a	0x1c	0x60	0x07	0x18	0x21	0x72	0xa8	0xd1	0x29	0xc6	0xa4	0x3f
2	0xe0	0x27	0x8d	0x0c	0x82	0xea	0xae	0xb4	0x9a	0x63	0x49	0xe5	0x42	0xe4	0x15	0xb7
3	0xc8	0x06	0x70	0x9d	0x41	0x75	0x19	0xc9	0xaa	0xfc	0x4d	0xbf	0x2a	0x73	0x84	0xd5
4	0xc3	0xaf	0x2b	0x86	0xa7	0xb1	0xb2	0x5b	0x46	0xd3	0x9f	0xfd	0xd4	0x0f	0x9c	0x2f
5	0x9b	0x43	0xef	0xd9	0x79	0xb6	0x53	0x7f	0xc1	0xf0	0x23	0xe7	0x25	0x5e	0xb5	0x1e
6	0xa2	0xdf	0xa6	0xfe	0xac	0x22	0xf9	0xe2	0x4a	0xbc	0x35	0xca	0xee	0x78	0x05	0x6b
7	0x51	0xe1	0x59	0xa3	0xf2	0x71	0x56	0x11	0x6a	0x89	0x94	0x65	0x8c	0xbb	0x77	0x3c
8	0x7b	0x28	0xab	0xd2	0x31	0xde	0xc4	0x5f	0xc	0xcf	0x76	0x2c	0xb8	0xd8	0x2e	0x36
9	0xdb	0x69	0xb3	0x14	0x95	0xbe	0x62	0xa1	0x3b	0x16	0x66	0xe9	0x5c	0x6c	0x6d	0xad
A	0x37	0x61	0x4b	0xb9	0xe3	0xba	0xf1	0xa0	0x85	0x83	0xda	0x47	0xc5	0xb0	0x33	0xfa
B	0x96	0x6f	0x6e	0xc2	0xf6	0x50	0xff	0x5d	0xa9	0x8e	0x17	0x1b	0x97	0x7d	0xec	0x58
C	0xf7	0x1f	0xfb	0x7c	0x09	0x0d	0x7a	0x67	0x45	0x87	0xdc	0xe8	0x4f	0x1d	0x4e	0x04
D	0xeb	0xf8	0xf3	0x3e	0x3d	0xbd	0x8a	0x88	0xdd	0xcd	0x0b	0x13	0x98	0x02	0x93	0x80
E	0x90	0xd0	0x24	0x34	0xcb	0xed	0xf4	0xce	0x99	0x10	0x44	0x40	0x92	0x3a	0x01	0x26
F	0x12	0x1a	0x48	0x68	0xf5	0x81	0x8b	0xc7	0xd6	0x20	0x0a	0x08	0x00	0x4c	0xd7	0x74

Table 3: Kuznyechik Inverse S-box

Linear Transformation Layer (L-Layer)

The linear transformation L operates on 128-bit blocks, treating them as vectors of 16 bytes over \mathbb{F}_{2^8} . The Kuznyechik linear transformation is defined by applying a basic 1-byte cyclic shift with XOR feedback, called R , sixteen times. The R transformation on a 16-byte vector $\mathbf{a} = (a_0, a_1, \dots, a_{15})$ is defined as ($\mathbf{c} = (c_j)_{0 \leq j \leq 15}$):

$$R(\mathbf{a})_i = a_{(i+1) \bmod 16} \quad \text{for } i \in \{0, \dots, 14\}$$

$$R(\mathbf{a})_{15} = \bigoplus_{j=0}^{15} c_j \cdot a_j,$$

where the entries in $\mathbf{c} = (0x94, 0x20, 0x85, 0x10, 0xc2, 0xc0, 0x01, 0xfb, 0x01, 0xc0, 0xc2, 0x10, 0x85, 0x20, 0x94, 0x01)$ are elements of \mathbb{F}_{2^8} . The full linear transformation $\mathbf{L} : \mathbb{F}_{2^8}^{16} \rightarrow \mathbb{F}_{2^8}^{16}$ is then defined as 16 applications of R :

$$\mathbf{L}(\mathbf{a}) = R^{16}(\mathbf{a}).$$

For efficient software implementation, the linear transformation \mathbf{L} and its inverse \mathbf{L}^{-1} are typically precomputed into lookup tables. The Python code utilizes such precomputed tables for fast execution.

Key Schedule

The key schedule transforms the 256-bit master key into a sequence of ten 128-bit round keys $K^{(0)}, K^{(1)}, \dots, K^{(9)}$. The algorithm uses a Feistel-like structure with 32 iterations to generate intermediate key values, from which the round keys are derived. The key schedule employs iteration constants \mathbf{C}_j for $j = 1, 2, \dots, 32$. These constants are derived by applying the L-transformation to a basis vector where only the j -th byte is set to 1. The full list of these constants in hexadecimal (row-major for each 16-byte vector) is:

$$\begin{aligned} \mathbf{C}_1 &= (0x6e, 0xa2, 0x69, 0x2a, 0xe9, 0x19, 0x37, 0x7e, 0xdc, 0xfe, 0x15, 0x41, 0x28, 0xd9, 0x21, 0x66) \\ \mathbf{C}_2 &= (0xb7, 0x5f, 0x82, 0x79, 0x91, 0x13, 0xdd, 0x4c, 0xb5, 0x8f, 0x9f, 0x85, 0x1d, 0xad, 0x20, 0x69) \\ \mathbf{C}_3 &= (0x90, 0x94, 0x4a, 0x96, 0x96, 0x48, 0x6c, 0xa6, 0x64, 0x2f, 0xce, 0x3b, 0x25, 0x21, 0x85, 0x86) \\ \mathbf{C}_4 &= (0x96, 0x68, 0x8a, 0x92, 0x13, 0x11, 0xbf, 0x55, 0x02, 0x16, 0x48, 0x0a, 0x2c, 0x78, 0x68, 0x15) \\ \mathbf{C}_5 &= (0x3a, 0x6c, 0x54, 0x74, 0x4b, 0x39, 0x52, 0x7c, 0xfb, 0x98, 0x45, 0x9c, 0xed, 0x38, 0xe4, 0x9e) \\ \mathbf{C}_6 &= (0x39, 0x25, 0x23, 0x4a, 0x94, 0x11, 0x84, 0x57, 0x8e, 0x24, 0x69, 0x93, 0x0f, 0x8b, 0x73, 0x93) \end{aligned}$$

$C_7 = (0xbc, 0x4f, 0x65, 0x76, 0x6e, 0x5f, 0x17, 0xdd, 0x03, 0x6f, 0x38, 0x07, 0x57, 0x24, 0x40, 0x90)$
 $C_8 = (0x97, 0x5c, 0x6f, 0x68, 0x11, 0xdd, 0x66, 0x0b, 0x59, 0x4a, 0x27, 0x15, 0x81, 0x3d, 0x76, 0x1c)$
 $C_9 = (0x2a, 0x2f, 0x56, 0x7b, 0x82, 0x48, 0x2f, 0x99, 0x83, 0x5a, 0x49, 0x68, 0x12, 0x23, 0x2f, 0x2a)$
 $C_{10} = (0xa4, 0x6b, 0x5d, 0xa6, 0x85, 0x33, 0x7f, 0x5e, 0x4b, 0x77, 0x47, 0x32, 0xa7, 0x17, 0x86, 0x42)$
 $C_{11} = (0x85, 0x2c, 0x90, 0x2e, 0xa7, 0x3d, 0x4f, 0x55, 0x91, 0x46, 0x77, 0x53, 0x56, 0x05, 0x04, 0x32)$
 $C_{12} = (0x7e, 0xb3, 0x92, 0x91, 0x33, 0x05, 0x27, 0x36, 0x35, 0x27, 0x9e, 0x8b, 0x5b, 0x6e, 0x47, 0x84)$
 $C_{13} = (0x90, 0xca, 0x4d, 0x21, 0x85, 0x05, 0xd8, 0x47, 0x98, 0x85, 0x06, 0xbb, 0x6b, 0xd0, 0x17, 0x8f)$
 $C_{14} = (0x94, 0x44, 0x3a, 0x81, 0x25, 0x0e, 0x96, 0x0b, 0x62, 0x56, 0x24, 0x68, 0x84, 0x01, 0x0d, 0x06)$
 $C_{15} = (0xa1, 0x05, 0x66, 0x14, 0x78, 0xbd, 0x52, 0xdb, 0x42, 0x33, 0xcd, 0x9e, 0x2d, 0x15, 0x8a, 0xf1)$
 $C_{16} = (0x40, 0x21, 0x05, 0x5b, 0x73, 0x8c, 0x5f, 0x5f, 0x57, 0x09, 0x36, 0x98, 0x31, 0x31, 0x73, 0x05)$
 $C_{17} = (0x2f, 0x33, 0x87, 0x86, 0x67, 0x03, 0x05, 0x32, 0x92, 0xf8, 0xbc, 0x41, 0x13, 0x06, 0x95, 0x26)$
 $C_{18} = (0x6c, 0x04, 0x9f, 0xf0, 0x9b, 0x54, 0x8a, 0x18, 0x06, 0x05, 0x66, 0x85, 0x47, 0x65, 0x68, 0x68)$
 $C_{19} = (0x51, 0x9c, 0x24, 0x49, 0x28, 0x69, 0x96, 0x26, 0x87, 0x35, 0x89, 0x67, 0x04, 0x91, 0x99, 0xa0)$
 $C_{20} = (0x92, 0x82, 0x11, 0x87, 0x1a, 0x35, 0x9e, 0xd6, 0x28, 0x68, 0x21, 0x9b, 0x92, 0x05, 0x67, 0x8b)$
 $C_{21} = (0x81, 0xb3, 0x5c, 0x12, 0x74, 0x26, 0x2e, 0x93, 0x6a, 0x66, 0x7f, 0xdc, 0x94, 0x58, 0x7d, 0x13)$
 $C_{22} = (0x1a, 0x35, 0x9e, 0xd6, 0x28, 0x68, 0x21, 0x9b, 0x92, 0x05, 0x67, 0x8b, 0x81, 0xb3, 0x5c, 0x12)$
 $C_{23} = (0x74, 0x26, 0x2e, 0x93, 0x6a, 0x66, 0x7f, 0xdc, 0x94, 0x58, 0x7d, 0x13, 0x75, 0x61, 0xba, 0x13)$
 $C_{24} = (0x99, 0x34, 0x96, 0x88, 0x23, 0x9b, 0x56, 0x16, 0x80, 0x91, 0x4e, 0xfc, 0x22, 0x2d, 0x3a, 0x92)$
 $C_{25} = (0x69, 0x85, 0x28, 0x83, 0x98, 0x47, 0x28, 0x69, 0x96, 0x26, 0x87, 0x35, 0x89, 0x67, 0x04, 0x91)$
 $C_{26} = (0x99, 0xa0, 0x92, 0x82, 0x11, 0x87, 0x1a, 0x35, 0x9e, 0xd6, 0x28, 0x68, 0x21, 0x9b, 0x92, 0x05)$
 $C_{27} = (0x67, 0x8b, 0x81, 0xb3, 0x5c, 0x12, 0x74, 0x26, 0x2e, 0x93, 0x6a, 0x66, 0x7f, 0xdc, 0x94, 0x58)$
 $C_{28} = (0x7d, 0x13, 0x75, 0x61, 0xba, 0x13, 0x74, 0x26, 0x2e, 0x93, 0x6a, 0x66, 0x7f, 0xdc, 0x94, 0x58)$
 $C_{29} = (0x7d, 0x13, 0x99, 0x34, 0x96, 0x88, 0x23, 0x9b, 0x56, 0x16, 0x80, 0x91, 0x4e, 0xfc, 0x22, 0x2d)$
 $C_{30} = (0x3a, 0x92, 0x69, 0x85, 0x28, 0x83, 0x98, 0x47, 0x28, 0x69, 0x96, 0x26, 0x87, 0x35, 0x89, 0x67)$
 $C_{31} = (0x04, 0x91, 0x99, 0xa0, 0x92, 0x82, 0x11, 0x87, 0x1a, 0x35, 0x9e, 0xd6, 0x28, 0x68, 0x21, 0x9b)$
 $C_{32} = (0x92, 0x05, 0x67, 0x8b, 0x81, 0xb3, 0x5c, 0x12, 0x74, 0x26, 0x2e, 0x93, 0x6a, 0x66, 0x7f, 0xdc)$

Key Schedule Algorithm

Algorithm 3 Kuznyechik Key Schedule

Require: 256-bit master key $K = \mathbf{K}_1 \parallel \mathbf{K}_0$, where $|\mathbf{K}_1| = |\mathbf{K}_0| = 128$ bits

Ensure: Round keys $K^{(0)}, K^{(1)}, \dots, K^{(9)}$

```

1:  $K^{(0)} \leftarrow \mathbf{K}_1$ 
2:  $K^{(1)} \leftarrow \mathbf{K}_0$ 
3:  $(\mathbf{a}_0, \mathbf{a}_1) \leftarrow (\mathbf{K}_1, \mathbf{K}_0)$ 
4: for  $j = 1$  to 32 do
5:    $(\mathbf{a}_0, \mathbf{a}_1) \leftarrow F(\mathbf{a}_0, \mathbf{a}_1, \mathbf{C}_j)$    The F-function uses S-box, L-layer, and XOR with constant
6:   if  $j \bmod 8 = 0$  then
7:      $K^{(j/4+1)} \leftarrow \mathbf{a}_1$ 
8:      $K^{(j/4+2)} \leftarrow \mathbf{a}_0$ 
9:   end if
10: end for

```

Encryption Algorithm

The encryption process applies 9 rounds of transformation followed by a final key addition:

Algorithm 4 Kuznyechik Encryption

```
1: Input: 128-bit plaintext  $\mathbf{P}$ , round keys  $K^{(0)}, \dots, K^{(9)}$ 
2: Output: 128-bit ciphertext  $\mathbf{C}$ 
3:  $\mathbf{X} \leftarrow \mathbf{P}$ 
4: for  $i = 0$  to 8 do
5:    $\mathbf{X} \leftarrow \mathbf{X} \oplus K^{(i)}$  AddRoundKey
6:    $\mathbf{X} \leftarrow S(\mathbf{X})$  SubBytes (byte-wise application of S-box)
7:    $\mathbf{X} \leftarrow \mathbf{L}(\mathbf{X})$  Linear transformation
8: end for
9:  $\mathbf{C} \leftarrow \mathbf{X} \oplus K^{(9)}$  Final key addition return  $\mathbf{C}$ 
```

Decryption applies the inverse operations in reverse order:

Algorithm 5 Kuznyechik Decryption

```
1: Input: 128-bit ciphertext  $\mathbf{C}$ , round keys  $K^{(0)}, \dots, K^{(9)}$ 
2: Output: 128-bit plaintext  $\mathbf{P}$ 
3:  $\mathbf{X} \leftarrow \mathbf{C}$ 
4:  $\mathbf{X} \leftarrow \mathbf{X} \oplus K^{(9)}$  Remove final key
5: for  $i = 8$  downto 0 do
6:    $\mathbf{X} \leftarrow \mathbf{L}^{-1}(\mathbf{X})$  Inverse linear transformation
7:    $\mathbf{X} \leftarrow S^{-1}(\mathbf{X})$  Inverse SubBytes (byte-wise application of  $S^{-1}$ )
8:    $\mathbf{X} \leftarrow \mathbf{X} \oplus K^{(i)}$  Remove round key
9: end for
10:  $\mathbf{P} \leftarrow \mathbf{X}$ 
11: return  $\mathbf{P}$ 
```

Security Analysis

Kuznyechik has been designed to resist various cryptanalytic attacks, with properties typically cited in the GOST R 34.12-2015 standard and subsequent cryptanalysis. These include:

- **Differential Cryptanalysis:** The S-box is designed with optimal differential properties, often cited with a maximum differential probability of 2^{-6} for single S-box operations [13].
- **Linear Cryptanalysis:** The linear approximation table is constructed to show a low maximum bias, often cited as 2^{-4} for single S-box operations [13].
- **Integral Attacks:** The branch number of the linear transformation provides resistance against integral distinguishers by ensuring rapid diffusion [1, 2].
- **Algebraic Attacks:** The high degree of the S-box polynomial contributes to resistance against low-degree algebraic relations [46].

The 9-round structure (for a 256-bit key) provides an adequate security margin against known attacks, with the complex interaction between the S-box and linear layer ensuring rapid diffusion and confusion. The cipher supports standard modes of operation (ECB, CBC, CFB, OFB, CTR) and can be implemented efficiently in both software and hardware environments.

B The (inner/outer) cDU Table for the S-box of Kuznyechik and its inverse

Recall the complementary property of the inner cDU of an S-box with the outer cDU of its inverse. For the purpose of completion we include both here.

Table 4: Inner c -Differential Uniformity δ_c of Kuznyechik S-box

c	Hex	δ_c	c	Hex	δ_c	c	Hex	δ_c	c	Hex	δ_c	c	Hex	δ_c
1	0x01	8	52	0x34	11	103	0x67	8	154	0x9a	7	205	0xcd	7
2	0x02	64	53	0x35	13	104	0x68	8	155	0x9b	7	206	0xce	8
3	0x03	21	54	0x36	8	105	0x69	8	156	0x9c	8	207	0xcf	7
4	0x04	33	55	0x37	7	106	0x6a	9	157	0x9d	12	208	0xd0	7
5	0x05	9	56	0x38	8	107	0x6b	9	158	0x9e	11	209	0xd1	8
6	0x06	10	57	0x39	8	108	0x6c	7	159	0x9f	8	210	0xd2	7
7	0x07	8	58	0x3a	9	109	0x6d	6	160	0xa0	7	211	0xd3	7
8	0x08	13	59	0x3b	11	110	0x6e	6	161	0xa1	7	212	0xd4	8
9	0x09	8	60	0x3c	8	111	0x6f	13	162	0xa2	7	213	0xd5	8
10	0x0a	13	61	0x3d	7	112	0x70	10	163	0xa3	7	214	0xd6	8
11	0x0b	11	62	0x3e	14	113	0x71	9	164	0xa4	8	215	0xd7	7
12	0x0c	8	63	0x3f	14	114	0x72	9	165	0xa5	9	216	0xd8	8
13	0x0d	7	64	0x40	8	115	0x73	8	166	0xa6	9	217	0xd9	8
14	0x0e	7	65	0x41	9	116	0x74	9	167	0xa7	8	218	0xda	7
15	0x0f	8	66	0x42	7	117	0x75	12	168	0xa8	8	219	0xdb	8
16	0x10	11	67	0x43	7	118	0x76	9	169	0xa9	13	220	0xdc	7
17	0x11	7	68	0x44	7	119	0x77	8	170	0xaa	7	221	0xdd	7
18	0x12	8	69	0x45	7	120	0x78	9	171	0xab	8	222	0xde	8
19	0x13	7	70	0x46	7	121	0x79	9	172	0xac	7	223	0xdf	8
20	0x14	9	71	0x47	8	122	0x7a	7	173	0xad	7	224	0xe0	13
21	0x15	9	72	0x48	8	123	0x7b	8	174	0xae	8	225	0xe1	64
22	0x16	7	73	0x49	7	124	0x7c	8	175	0xaf	9	226	0xe2	7
23	0x17	8	74	0x4a	8	125	0x7d	7	176	0xb0	8	227	0xe3	8
24	0x18	8	75	0x4b	8	126	0x7e	8	177	0xb1	8	228	0xe4	8
25	0x19	7	76	0x4c	8	127	0x7f	8	178	0xb2	7	229	0xe5	7
26	0x1a	7	77	0x4d	8	128	0x80	9	179	0xb3	8	230	0xe6	8
27	0x1b	8	78	0x4e	8	129	0x81	8	180	0xb4	7	231	0xe7	9
28	0x1c	8	79	0x4f	7	130	0x82	8	181	0xb5	11	232	0xe8	8
29	0x1d	12	80	0x50	8	131	0x83	8	182	0xb6	8	233	0xe9	8
30	0x1e	7	81	0x51	8	132	0x84	7	183	0xb7	7	234	0xea	9
31	0x1f	8	82	0x52	7	133	0x85	8	184	0xb8	9	235	0xeb	12
32	0x20	9	83	0x53	7	134	0x86	8	185	0xb9	8	236	0xec	12
33	0x21	8	84	0x54	7	135	0x87	7	186	0xba	8	237	0xed	8
34	0x22	8	85	0x55	11	136	0x88	8	187	0xbb	9	238	0xee	7
35	0x23	12	86	0x56	8	137	0x89	8	188	0xbc	8	239	0xef	7
36	0x24	13	87	0x57	9	138	0x8a	8	189	0xbd	10	240	0xf0	9
37	0x25	7	88	0x58	7	139	0x8b	7	190	0xbe	21	241	0xf1	8
38	0x26	8	89	0x59	7	140	0x8c	12	191	0xbf	13	242	0xf2	8
39	0x27	7	90	0x5a	7	141	0x8d	9	192	0xc0	8	243	0xf3	8
40	0x28	8	91	0x5b	9	142	0x8e	14	193	0xc1	7	244	0xf4	8
41	0x29	9	92	0x5c	12	143	0x8f	10	194	0xc2	7	245	0xf5	8
42	0x2a	11	93	0x5d	9	144	0x90	9	195	0xc3	9	246	0xf6	7
43	0x2b	8	94	0x5e	9	145	0x91	33	196	0xc4	12	247	0xf7	7
44	0x2c	8	95	0x5f	10	146	0x92	10	197	0xc5	9	248	0xf8	7
45	0x2d	7	96	0x60	8	147	0x93	14	198	0xc6	8	249	0xf9	8
46	0x2e	8	97	0x61	7	148	0x94	8	199	0xc7	9	250	0xfa	8
47	0x2f	9	98	0x62	9	149	0x95	7	200	0xc8	7	251	0xfb	9
48	0x30	7	99	0x63	8	150	0x96	12	201	0xc9	7	252	0xfc	7
49	0x31	8	100	0x64	11	151	0x97	8	202	0xca	8	253	0xfd	8
50	0x32	8	101	0x65	11	152	0x98	8	203	0xcb	8	254	0xfe	7
51	0x33	7	102	0x66	8	153	0x99	8	204	0xcc	8	255	0xff	8

Table 5: Inner c -Differential Uniformity δ_c^{-1} of Kuznyechik Inverse S-box

c	Hex	δ_c^{-1}	c	Hex	δ_c^{-1}	c	Hex	δ_c^{-1}	c	Hex	δ_c^{-1}	c	Hex	δ_c^{-1}
1	0x01	8	52	0x34	8	103	0x67	7	154	0x9a	7	205	0xcd	8
2	0x02	9	53	0x35	8	104	0x68	9	155	0x9b	7	206	0xce	7
3	0x03	8	54	0x36	8	105	0x69	7	156	0x9c	8	207	0xcf	7
4	0x04	7	55	0x37	7	106	0x6a	7	157	0x9d	7	208	0xd0	7
5	0x05	7	56	0x38	8	107	0x6b	7	158	0x9e	8	209	0xd1	8

6	0x06	7	57	0x39	8	108	0x6c	7	159	0x9f	8	210	0xd2	7
7	0x07	7	58	0x3a	8	109	0x6d	7	160	0xa0	7	211	0xd3	8
8	0x08	8	59	0x3b	8	110	0x6e	7	161	0xa1	8	212	0xd4	8
9	0x09	7	60	0x3c	7	111	0x6f	8	162	0xa2	8	213	0xd5	8
10	0x0a	8	61	0x3d	7	112	0x70	8	163	0xa3	7	214	0xd6	7
11	0x0b	8	62	0x3e	7	113	0x71	7	164	0xa4	7	215	0xd7	8
12	0x0c	7	63	0x3f	7	114	0x72	8	165	0xa5	8	216	0xd8	8
13	0x0d	8	64	0x40	9	115	0x73	8	166	0xa6	7	217	0xd9	7
14	0x0e	8	65	0x41	7	116	0x74	7	167	0xa7	7	218	0xda	7
15	0x0f	8	66	0x42	8	117	0x75	7	168	0xa8	7	219	0xdb	7
16	0x10	8	67	0x43	8	118	0x76	7	169	0xa9	8	220	0xdc	8
17	0x11	7	68	0x44	8	119	0x77	7	170	0xaa	7	221	0xdd	8
18	0x12	7	69	0x45	7	120	0x78	7	171	0xab	8	222	0xde	7
19	0x13	7	70	0x46	8	121	0x79	7	172	0xac	8	223	0xdf	7
20	0x14	8	71	0x47	7	122	0x7a	8	173	0xad	8	224	0xe0	7
21	0x15	7	72	0x48	7	123	0x7b	8	174	0xae	8	225	0xe1	9
22	0x16	8	73	0x49	8	124	0x7c	7	175	0xaf	8	226	0xe2	7
23	0x17	9	74	0x4a	8	125	0x7d	8	176	0xb0	8	227	0xe3	8
24	0x18	7	75	0x4b	7	126	0x7e	7	177	0xb1	8	228	0xe4	8
25	0x19	7	76	0x4c	7	127	0x7f	7	178	0xb2	7	229	0xe5	7
26	0x1a	8	77	0x4d	7	128	0x80	9	179	0xb3	8	230	0xe6	7
27	0x1b	9	78	0x4e	7	129	0x81	7	180	0xb4	8	231	0xe7	7
28	0x1c	8	79	0x4f	7	130	0x82	7	181	0xb5	8	232	0xe8	7
29	0x1d	8	80	0x50	7	131	0x83	8	182	0xb6	8	233	0xe9	7
30	0x1e	7	81	0x51	8	132	0x84	7	183	0xb7	7	234	0xea	7
31	0x1f	7	82	0x52	7	133	0x85	7	184	0xb8	8	235	0xeb	7
32	0x20	7	83	0x53	8	134	0x86	7	185	0xb9	8	236	0xec	7
33	0x21	7	84	0x54	8	135	0x87	8	186	0xba	7	237	0xed	8
34	0x22	8	85	0x55	8	136	0x88	7	187	0xbb	7	238	0xee	8
35	0x23	8	86	0x56	7	137	0x89	8	188	0xbc	9	239	0xef	8
36	0x24	8	87	0x57	8	138	0x8a	8	189	0xbd	8	240	0xf0	8
37	0x25	7	88	0x58	8	139	0x8b	8	190	0xbe	8	241	0xf1	8
38	0x26	8	89	0x59	8	140	0x8c	7	191	0xbf	7	242	0xf2	8
39	0x27	7	90	0x5a	8	141	0x8d	8	192	0xc0	8	243	0xf3	8
40	0x28	8	91	0x5b	8	142	0x8e	7	193	0xc1	7	244	0xf4	7
41	0x29	8	92	0x5c	7	143	0x8f	8	194	0xc2	9	245	0xf5	7
42	0x2a	8	93	0x5d	8	144	0x90	7	195	0xc3	7	246	0xf6	7
43	0x2b	8	94	0x5e	9	145	0x91	7	196	0xc4	7	247	0xf7	8
44	0x2c	7	95	0x5f	7	146	0x92	8	197	0xc5	7	248	0xf8	9
45	0x2d	8	96	0x60	7	147	0x93	7	198	0xc6	7	249	0xf9	7
46	0x2e	7	97	0x61	7	148	0x94	9	199	0xc7	8	250	0xfa	7
47	0x2f	7	98	0x62	7	149	0x95	7	200	0xc8	8	251	0xfb	8
48	0x30	7	99	0x63	8	150	0x96	7	201	0xc9	7	252	0xfc	8
49	0x31	9	100	0x64	8	151	0x97	7	202	0xca	8	253	0xfd	8
50	0x32	9	101	0x65	8	152	0x98	8	203	0xcb	8	254	0xfe	7
51	0x33	7	102	0x66	8	153	0x99	7	204	0xcc	8	255	0xff	8

C Detailed Cryptanalysis Results by Round

The following tables present the 10–15 most significant results from the summary of each cryptanalysis run. The marker ‘‡’ denotes a result that is significant after False Discovery Rate (FDR) correction (FDR. Sig. is 1 when the outcome was significant after FDR correction, and 0 if not). The marker ‘†’ denotes a noteworthy result based on combined evidence (Comb. Ev. – Fisher’s method), even when no single differential was FDR-significant.

C.1 9-Round Analysis Results

Table 6: Top Noteworthy Findings for 9-Round Kuznyechik

Marker	c	Configuration	Max Bias	FDR Sig.	Min FDR P-val
‡	0x04	byte_8_in→byte_8_out	1.7x	1	1.85e-03
‡	0xe1	byte_6_in→byte_6_out	1.7x	1	9.24e-03
†	0x02	byte_12_in→byte_12_out	1.6x	0	7.08e-02
†	0x02	byte_0_in→byte_1_out	1.6x	0	1.22e-01
†	0xbe	byte_14_in→byte_14_out	1.6x	0	1.51e-01
†	0x03	byte_12_in→byte_12_out	1.6x	0	1.87e-01
†	0xbe	byte_2_in→byte_2_out	1.5x	0	1.90e-01
†	0x03	byte_6_in→byte_6_out	1.5x	0	2.40e-01
†	0xe1	byte_8_in→byte_8_out	1.6x	0	2.40e-01
†	0xe1	byte_4_in→byte_4_out	1.5x	0	2.45e-01
†	0xbe	byte_14_in→byte_15_out	1.5x	0	3.79e-01
†	0x91	byte_12_in→byte_12_out	1.5x	0	4.58e-01
†	0x04	byte_4_in→byte_4_out	1.5x	0	4.63e-01
†	0x02	byte_2_in→byte_2_out	1.5x	0	4.63e-01
†	0x04	byte_2_in→byte_2_out	1.6x	0	4.79e-01

C.2 8-Round Analysis Results

Table 7: Top Noteworthy Findings for 8-Round Kuznyechik

Marker	c	Configuration	Max Bias	FDR Sig.	Min FDR P-val
‡	0x03	byte_12_in→byte_12_out	1.6x	1	5.81e-03
†	0x03	byte_4_in→byte_4_out	1.6x	0	4.31e-02
†	0x91	byte_2_in→byte_2_out	1.5x	0	5.93e-02
†	0xe1	byte_6_in→byte_6_out	1.6x	0	7.09e-02
†	0xe1	byte_4_in→byte_4_out	1.5x	0	1.22e-01
†	0x04	byte_8_in→byte_8_out	1.5x	0	2.40e-01
†	0x04	byte_4_in→byte_4_out	1.5x	0	2.45e-01
†	0x02	byte_0_in→byte_1_out	1.5x	0	2.45e-01
†	0x03	byte_6_in→byte_6_out	1.5x	0	4.58e-01
†	0xbe	byte_14_in→byte_14_out	1.6x	0	4.80e-01
†	0x91	byte_0_in→byte_1_out	1.5x	0	5.87e-01
†	0xbe	byte_14_in→byte_15_out	1.5x	0	5.95e-01

C.3 7-Round Analysis Results

Table 8: Top Noteworthy Findings for 7-Round Kuznyechik

Marker	c	Configuration	Max Bias	FDR Sig.	Min FDR P-val
†	0x03	byte_6_in→byte_6_out	1.6x	0	1.16e-01
†	0x91	byte_2_in→byte_2_out	1.6x	0	1.16e-01
†	0x02	byte_8_in→byte_8_out	1.5x	0	1.22e-01

Table 8 – continued from previous page

Marker	c	Configuration	Max Bias	FDR Sig.	Min FDR P-val
†	0xe1	byte_4_in→byte_5_out	1.6x	0	1.50e-01
†	0xbe	byte_2_in→byte_2_out	1.6x	0	1.87e-01
†	0xe1	byte_4_in→byte_4_out	1.6x	0	2.40e-01
†	0xbe	byte_0_in→byte_0_out	1.5x	0	2.45e-01
†	0x04	byte_4_in→byte_4_out	1.5x	0	2.45e-01
†	0x02	byte_0_in→byte_1_out	1.6x	0	3.00e-01
†	0xbe	byte_6_in→byte_6_out	1.6x	0	3.01e-01

C.4 6-Round Analysis Results

Table 9: Top Noteworthy Findings for 6-Round Kuznyechik

Marker	c	Configuration	Max Bias	FDR Sig.	Min FDR P-val
†	0x02	byte_14_in→byte_15_out	1.6x	0	4.31e-02
†	0xbe	byte_2_in→byte_2_out	1.6x	0	1.16e-01
†	0xe1	byte_6_in→byte_6_out	1.5x	0	1.22e-01
†	0xe1	byte_4_in→byte_5_out	1.5x	0	1.22e-01
†	0x02	byte_12_in→byte_12_out	1.6x	0	2.97e-01
†	0x02	byte_2_in→byte_2_out	1.6x	0	3.00e-01
†	0x02	byte_8_in→byte_8_out	1.6x	0	3.01e-01
†	0x91	byte_0_in→byte_1_out	1.6x	0	3.01e-01
†	0x01	byte_2_in→byte_3_out	3.0x	0	3.56e-01
†	0x03	byte_12_in→byte_12_out	1.6x	0	3.70e-01

C.5 5-Round Analysis Results

Table 10: Top Noteworthy Findings for 5-Round Kuznyechik

Marker	c	Configuration	Max Bias	FDR Sig.	Min FDR P-val
†	0x03	byte_12_in→byte_12_out	1.6x	0	9.36e-02
†	0x04	byte_8_in→byte_8_out	1.6x	0	9.37e-02
†	0x91	byte_12_in→byte_12_out	1.5x	0	1.22e-01
†	0x02	byte_8_in→byte_8_out	1.6x	0	1.50e-01
†	0x01	byte_2_in→byte_3_out	3.1x	0	2.24e-01
†	0xe1	byte_4_in→byte_5_out	1.5x	0	2.40e-01
†	0x03	byte_0_in→byte_0_out	1.5x	0	2.45e-01
†	0x02	byte_14_in→byte_15_out	1.6x	0	3.05e-01
†	0xe1	byte_2_in→byte_2_out	1.5x	0	3.78e-01
†	0x91	byte_0_in→byte_1_out	1.5x	0	3.96e-01

C.6 4-Round Analysis Results

Table 11: Top Noteworthy Findings for 4-Round Kuznyechik

Marker	c	Configuration	Max Bias	FDR Sig.	Min FDR P-val
†	0x91	byte_8_in→byte_8_out	1.7x	0	1.56e-02
†	0x03	byte_12_in→byte_12_out	1.6x	0	5.94e-02
†	0x04	byte_4_in→byte_4_out	1.6x	0	1.22e-01
†	0x03	byte_10_in→byte_10_out	1.6x	0	1.87e-01
†	0xe1	byte_4_in→byte_5_out	1.5x	0	2.45e-01
†	0xbe	byte_14_in→byte_14_out	1.6x	0	4.44e-01
†	0xbe	byte_6_in→byte_6_out	1.5x	0	4.57e-01
†	0xe1	byte_2_in→byte_2_out	1.5x	0	4.79e-01
†	0x91	byte_0_in→byte_1_out	1.6x	0	4.79e-01
†	0xbe	byte_14_in→byte_15_out	1.5x	0	5.69e-01

C.7 3-Round Analysis Results

Table 12: Top Noteworthy Findings for 3-Round Kuznyechik

Marker	c	Configuration	Max Bias	FDR Sig.	Min FDR P-val
‡	0x01	byte_0_in→byte_0_out	9.8x	10883	0.00e+00
‡	0x01	byte_12_in→byte_12_out	10.1x	11006	0.00e+00
‡	0x01	byte_2_in→byte_2_out	10.7x	11047	0.00e+00
‡	0x01	byte_2_in→byte_3_out	10.3x	10984	0.00e+00
‡	0x01	byte_6_in→byte_6_out	10.6x	10958	0.00e+00
‡	0x01	byte_8_in→byte_8_out	9.9x	10920	0.00e+00
†	0x04	byte_2_in→byte_2_out	1.6x	0	2.81e-02
†	0x03	byte_10_in→byte_10_out	1.6x	0	7.07e-02
†	0x02	byte_8_in→byte_8_out	1.5x	0	1.22e-01
†	0x02	byte_2_in→byte_2_out	1.6x	0	1.22e-01

C.8 2-Round Analysis Results

Table 13: Top Noteworthy Findings for 2-Round Kuznyechik

Marker	c	Configuration	Max Bias	FDR Sig.	Min FDR P-val
†	0x91	byte_8_in→byte_8_out	1.7x	0	1.56e-02
†	0x03	byte_12_in→byte_12_out	1.6x	0	5.94e-02
†	0x04	byte_4_in→byte_4_out	1.6x	0	1.22e-01
†	0x03	byte_10_in→byte_10_out	1.6x	0	1.87e-01
†	0xe1	byte_4_in→byte_5_out	1.5x	0	2.45e-01
†	0xbe	byte_14_in→byte_14_out	1.6x	0	4.44e-01
†	0xbe	byte_6_in→byte_6_out	1.5x	0	4.57e-01
†	0xe1	byte_2_in→byte_2_out	1.5x	0	4.79e-01
†	0x91	byte_0_in→byte_1_out	1.6x	0	4.79e-01
†	0xbe	byte_14_in→byte_15_out	1.5x	0	5.69e-01

C.9 1-Round Analysis Results

Table 14: Top Noteworthy Findings for 1-Round Kuznyechik

Marker	c	Configuration	Max Bias	FDR Sig.	Min FDR P-val
‡	0x01	byte_0_in→byte_0_out	9.5x	10909	0.00e+00
‡	0x01	byte_12_in→byte_12_out	10.2x	10990	0.00e+00
‡	0x01	byte_2_in→byte_2_out	10.6x	10989	0.00e+00
‡	0x01	byte_2_in→byte_3_out	10.2x	10923	0.00e+00
‡	0x01	byte_6_in→byte_6_out	10.7x	11038	0.00e+00
‡	0x01	byte_8_in→byte_8_out	9.7x	10941	0.00e+00
†	0x91	byte_8_in→byte_8_out	1.7x	0	1.56e-02
†	0x03	byte_12_in→byte_12_out	1.6x	0	5.94e-02
†	0x04	byte_4_in→byte_4_out	1.6x	0	1.22e-01
†	0x03	byte_10_in→byte_10_out	1.6x	0	1.87e-01

D Detailed Statistical Analysis for c=0x4, byte_8_in->byte_8_out

In this last appendix, we present a snapshot of the output txt file for 9 rounds, for only one test (the text file, for every number of rounds analysis is rather large, from 75 to 120 pages [48]).

```

=====
DETAILED STATISTICAL ANALYSIS for c=0x4, byte_8_in->byte_8_out
=====
DISTRIBUTION PROPERTIES:
  Total unique pairs observed: 65,280
  Mean/Median/Std Dev count: 76.29 / 76.00 / 8.74
  Max/Min count: 130 / 41
  Skewness/Kurtosis: 0.109 / 0.027

ENHANCED BIAS METRICS:
  KL Divergence: 0.006574
  Max Chi-square: 37.81
  Relative Entropy: 0.999

NORMALITY TESTS (on the distribution of observed counts):
  Shapiro-Wilk Test: Skipped. Reason: Dataset too large for Shapiro-Wilk (N >= 5000)
  Anderson-Darling Test: Statistic=43.217
  Critical Values (Sig Levels): [0.576, 0.656, 0.787, 0.918, 1.092] ([15.0, 10.0, 5.0, 2.5, 1.0])
  (Interpretation: Statistic > Critical Value at a given significance level suggests non-normal distribution)

GOODNESS-OF-FIT TESTS (vs. Uniform Distribution):
  (Evaluates if the overall distribution of 65,280 pairs is uniform. Degrees of freedom: 65,279)
  Chi-square Test: Statistic=65,319.34, P-value=4.548e-01
  G-test (Log-likelihood): Statistic=65,479.50, P-value=2.890e-01
  (Interpretation: A very small P-value, e.g., < 0.001, provides strong evidence that the cipher's
  output for this configuration is not uniformly distributed as a whole.)

CLUSTER ANALYSIS:
  Found 1 clusters, 0 significant
  Cluster 1: 65280 members, combined p=1.000e+00, avg bias=1.00x

UNCORRECTED SIGNIFICANT PAIRS (raw p < 0.05, before FDR):
  Found 2921 pairs significant before correction
  Top 5 by raw p-value:
  0x00000000000000cf00000000000000000 → 0x00000000000000760000000000000000 (Bias: 1.30x, p: 0.014)
  0x000000000000005b0000000000000000 → 0x00000000000000b00000000000000000 (Bias: 1.30x, p: 0.014)
  0x000000000000007a0000000000000000 → 0x00000000000000700000000000000000 (Bias: 0.72x, p: 0.013)

```

0x00000000000000970000000000000000 → 0x00000000000000c60000000000000000 (Bias: 1.26x, p: 0.033)
0x000000000000009e0000000000000000 → 0x00000000000000540000000000000000 (Bias: 1.32x, p: 0.008)

SIGNIFICANT DIFFERENTIAL PAIRS (FDR-corrected $p < 7.033e-02$):

(These are specific (Input Diff, Output Diff) pairs whose observed frequencies are statistically different from expected, after multiple-test correction.)

Found 1 significant pairs. Top 10 by corrected p-value:

Input Diff (A)	Output Diff (B)	Obs Count	Bias	Corr P-val
0x00000000000000290000000000000000	0x000000000000008d0000000000000000	130	1.7	x 1.85e-03

COMBINED SIGNIFICANCE DETECTED for 9 rounds

Config: byte_8_in->byte_8_out, c=0x4

Found 342 pairs with bias > 1.3 AND p < 0.1

- 0x00000000000000290000000000000000 → 0x000000000000008d0000000000000000 (Bias: 1.70x, p: 0.000)
- 0x00000000000000d30000000000000000 → 0x00000000000000540000000000000000 (Bias: 1.52x, p: 0.000)
- 0x00000000000000e40000000000000000 → 0x00000000000000480000000000000000 (Bias: 1.51x, p: 0.000)

BIAS PERSISTENCE ANOMALY for 9 rounds

Config: byte_8_in->byte_8_out, c=0x4

Observed bias: 1.70x vs Expected: 0.125x

Ratio: 13.6x higher than expected decay

CRITICAL ALERT: Statistically significant characteristic found for 9 rounds!

Config: byte_8_in->byte_8_out, c=0x4

Found 1 significant pairs (threshold: 1): Input→Output

0x00000000000000290000000000000000 → 0x000000000000008d0000000000000000 (Bias:1.7, p-val:1.85e-03)