

# Search for heavy neutral leptons in $\pi^+$ decays to positrons

The NA62 Collaboration <sup>\*</sup>

## Abstract

A search for heavy neutral lepton ( $N$ ) production in  $\pi^+ \rightarrow e^+ N$  in-flight decays using data collected by the NA62 experiment at CERN in 2017–2024 is reported. Upper limits for the extended neutrino mixing matrix element  $|U_{e4}|^2$  are established at the level of  $10^{-8}$  for heavy neutral leptons with mass in the range 95–126 MeV/ $c^2$  and lifetime exceeding 50 ns.

*To be submitted for publication in Physics Letters B*

---

<sup>\*</sup>Corresponding authors: A. Briano Olvera, J. Engelfried,  
email: alejandro.briano.olvera@cern.ch, jurgen.engelfried@cern.ch

# 1 Introduction

While neutrinos are massless in the Standard Model (SM), the experimental evidence of neutrino oscillations [1, 2] implies that neutrinos have a mass different from zero. The neutrino Minimal Standard Model ( $\nu$ MSM) [3, 4] is a SM extension which can simultaneously explain neutrino oscillations, dark matter and the baryon asymmetry of the universe by adding three right-handed neutrinos, also called heavy neutral leptons (HNLs), which generate the non-zero masses of the active neutrinos via the see-saw mechanism [5]. The HNL masses are predicted to be below the electroweak scale, with the lightest HNL being a dark matter candidate in the  $\text{keV}/c^2$  mass range [4]. The lifetime of the HNLs is expected to be long enough that they can be considered stable in production-search experiments.

HNLs with masses below  $(m_{\pi^+} - m_e) = 139 \text{ MeV}/c^2$  can be produced in  $\pi^+ \rightarrow e^+ N$  decays. The characteristics of HNL production in leptonic decays are detailed in [6]. The decay rate depends on the HNL mass  $m_N$  and the mixing parameter  $|U_{e4}|^2$  as

$$\mathcal{B}(\pi^+ \rightarrow e^+ N) = \mathcal{B}(\pi^+ \rightarrow e^+ \nu_e) \cdot \rho(m_N) \cdot |U_{e4}|^2, \quad (1)$$

where  $\mathcal{B}(\pi^+ \rightarrow e^+ \nu_e)$  is the measured branching fraction of the SM leptonic decay and  $\rho(m_N)$  is a kinematic factor:

$$\rho(m_N) = \frac{(x+y) - (x-y)^2}{x(1-x)^2} \cdot \lambda^{1/2}(1, x, y), \quad (2)$$

with  $x = (m_e/m_{\pi^+})^2$ ,  $y = (m_N/m_{\pi^+})^2$  and  $\lambda(a, b, c) = a^2 + b^2 + c^2 - 2(ab + bc + ac)$ . The product  $\mathcal{B}(\pi^+ \rightarrow e^+ \nu_e) \cdot \rho(m_N)$  is of  $\mathcal{O}(1)$  over most of the allowed  $m_N$  range, drops to zero at the kinematic limit  $m_N = (m_{\pi^+} - m_e)$  and reduces to  $\mathcal{B}(\pi^+ \rightarrow e^+ \nu_e) = 1.230(4) \times 10^{-4}$  [7] for  $m_N \rightarrow 0$ , as  $\rho(0) = 1$ .

Searches for HNL production in  $K^+ \rightarrow e^+ N$  and  $K^+ \rightarrow \mu^+ N$  decays were reported by the NA62 experiment at CERN using the 2016–2018 dataset [8, 9], which established 90 % CL upper limits for  $|U_{e4}|^2$  and  $|U_{\mu 4}|^2$  of  $\mathcal{O}(10^{-9})$  and  $\mathcal{O}(10^{-8})$ , respectively, in a mass range of a few hundred  $\text{MeV}/c^2$ . In a search for  $\pi^+ \rightarrow e^+ N$  and  $\pi^+ \rightarrow \mu^+ N$  decays at rest, the PIENU experiment reported upper limits for  $|U_{e4}|^2 < 10^{-7}$  and  $|U_{\mu 4}|^2 < 10^{-5}$  in the HNL mass ranges 60–125  $\text{MeV}/c^2$  [10] and 16–33  $\text{MeV}/c^2$  [11], respectively.

A search for  $\pi^+ \rightarrow e^+ N$  decays in the HNL mass range 95–126  $\text{MeV}/c^2$  using the data collected by NA62 in 2017–2024 is reported here. The results, assuming that the HNL lifetime exceeds 50 ns, are presented as upper limits for  $|U_{e4}|^2$  at 90 % CL for a set of mass hypotheses. The NA62 experiment is not sensitive to  $\pi^+ \rightarrow \mu^+ N$  in-flight decays.

## 2 Beam, detector and data samples

A description of the NA62 beamline and detector is given in [12]. An unseparated secondary beam of  $\pi^+$  (70 %), protons (23 %) and  $K^+$  (6 %) is created by directing 400  $\text{GeV}/c$  protons extracted from the CERN SPS onto a beryllium target in spills of 4.8 s duration. The central beam momentum is 75  $\text{GeV}/c$ , with a momentum spread of 1 % (rms).

The detector layout is shown schematically in Fig. 1. Beam kaons are tagged with 70 ps time resolution by a differential Cherenkov counter (KTAG) [13]. A beam spectrometer (Giga-tracker, GTK) provides measurement of momentum, direction, and time of beam particles with resolutions of 0.15  $\text{GeV}/c$ , 16  $\mu\text{rad}$ , and 100 ps, respectively. The GTK is composed of silicon pixel matrices (with a pixel size of  $300 \times 300 \mu\text{m}^2$ ) arranged in three stations in 2016–2018 and (after upgrades during the accelerator shutdown) four stations in 2021–2024, along with two pairs of dipole magnets forming an achromat. A toroidal muon scraper magnet (SCR) is installed between GTK1 and GTK2. A 1.2 m thick steel collimator (COL) with a central

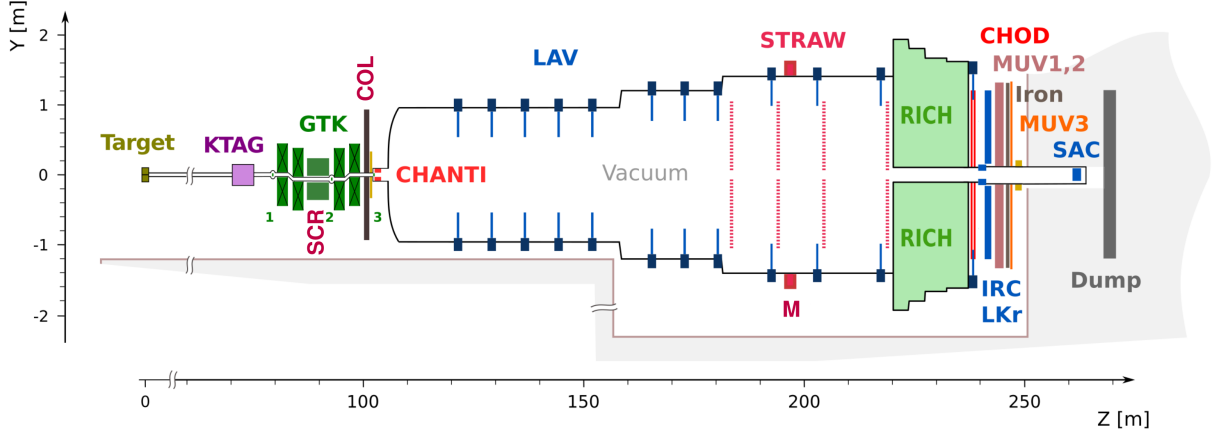


Figure 1: Schematic side view of the NA62 detector during the 2017–2018 data taking period.

aperture of  $76 \times 40 \text{ mm}^2$  and outer dimensions of  $1.7 \times 1.8 \text{ m}^2$  is placed upstream of GTK3 to absorb hadrons from upstream  $K^+$  decays (a variable aperture collimator of  $0.15 \times 0.15 \text{ m}^2$  outer dimensions was used up to early 2018). Inelastic interactions of beam particles in GTK3 are detected by an array of scintillator hodoscopes (CHANTI) located immediately downstream of GTK3. The beam is delivered into a vacuum tank evacuated to a pressure of  $10^{-6}$  mbar, which contains a 75 m long fiducial decay volume (FV) starting 2.6 m downstream of GTK3. The angular spread of the beam at the FV entrance is 0.11 mrad (rms) in both horizontal and vertical planes. Downstream of the FV, undecayed beam particles continue their path in vacuum.

Momenta of charged particles produced by  $K^+$  and  $\pi^+$  decays in the FV are measured by a magnetic spectrometer (STRAW) located in the vacuum tank downstream of the FV. The spectrometer consists of four tracking chambers made of straw tubes and a dipole magnet (M), located between the second and third chambers, which provides a horizontal momentum kick of  $270 \text{ MeV}/c$ . The momentum resolution achieved is  $\sigma_p/p = (0.30 \oplus 0.005 \cdot p) \%$ , where the momentum  $p$  is expressed in  $\text{GeV}/c$ .

A ring-imaging Cherenkov detector (RICH), consisting of a 17.5 m long vessel filled with neon at atmospheric pressure (with a Cherenkov threshold for muons of  $9.5 \text{ GeV}/c$ ), is used for the identification of charged particles and time measurements with 70 ps precision. Two scintillator hodoscopes (CHOD), which include a matrix of tiles and two orthogonal planes of slabs, arranged in four quadrants, provide trigger signals and time measurements with 200 ps precision.

A  $27 X_0$  thick quasi-homogeneous liquid krypton (LKr) electromagnetic calorimeter is used for particle identification and photon detection. The calorimeter has an active volume of  $7 \text{ m}^3$ , is segmented in the transverse plane into 13248 projective cells of approximately  $2 \times 2 \text{ cm}^2$ , and provides an energy resolution  $\sigma_E/E = (4.8/\sqrt{E} \oplus 11/E \oplus 0.9) \%$ , where the energy  $E$  is expressed in GeV. To achieve hermetic acceptance for photons emitted in decays in the FV at angles up to 50 mrad to the beam axis, the LKr calorimeter is supplemented by annular lead glass detectors (LAV) installed in 12 positions inside and downstream of the vacuum tank, and two lead/scintillator sampling calorimeters (IRC, SAC) located close to the beam axis. An iron/scintillator sampling hadronic calorimeter formed of two modules (MUV1,2) and a muon detector (MUV3) consisting of 148 scintillator tiles located behind an 80 cm thick iron wall are used for particle identification.

The data samples used for the analysis were recorded in 2017–2018 and 2021–2024, at a typical beam intensity of  $(2\text{--}4) \times 10^{12}$  protons per spill corresponding to  $(330\text{--}580) \times 10^6$  beam particles per second at the FV entrance, and a mean  $K^+$  and  $\pi^+$  decay rate in the FV of few

$10^6/\text{s}$ . The trigger system consists of a hardware low level (L0) and a software high level (L1) [14]. The main trigger line dedicated to the  $K^+ \rightarrow \pi^+ \nu \bar{\nu}$  measurement [15] is used for this analysis. The L0 trigger requires the following conditions: at least two signals in the RICH; at least one signal in any quadrant, no signals in diagonally-opposite quadrants and fewer than five signals in the CHOD; no signals in MUV3; between 5 GeV and 30 GeV (40 GeV) energy deposited in the LKr for 2017–2018 (2021–2024) data. The L1 trigger requires the following conditions: a kaon signal in the KTAG within 5 ns of the L0 trigger time; a positively charged STRAW track with momentum below 50 GeV/ $c$  compatible with originating from a beam particle decay in the FV; fewer than two signals in LAV2–11. About 1/3 of the beam pions are accepted by the L1-KTAG condition because of an accidental time-coincidence with a beam kaon.

Monte Carlo (MC) simulations of particle interactions with the detector and its response are performed using a software package based on the Geant4 toolkit [16]. In addition, accidental activity is simulated and the response of the L0 trigger conditions is emulated.

### 3 Event selection, normalization and background

The  $\pi^+ \rightarrow e^+ N$  decay is characterized by a single positron in the final state, as in the SM  $\pi^+ \rightarrow e^+ \nu_e$  decay. Assuming a HNL lifetime greater than 50 ns, and given that the HNLs produced in  $\pi^+ \rightarrow e^+ N$  decays would be boosted by a Lorentz factor of  $\mathcal{O}(500)$  for the considered mass range, the decays of HNLs into SM particles in the detector can be neglected. The principal selection criteria follow:

- A positively charged track reconstructed in the STRAW spectrometer with momentum in the range 5–30 GeV/ $c$  is required, consistent with the L0 LKr energy trigger condition. The different L0 LKr trigger conditions in 2017–2108 and 2021–2024 only affect the selection acceptance for HNL masses below 95 MeV/ $c^2$ . The particle trajectory through the STRAW chambers and its extrapolations to the LKr calorimeter and RICH front planes should be within the geometrical acceptance of these detectors. The track time is evaluated as the mean time of the RICH signals spatially associated with the track.
- The following particle identification criteria are applied to select a positron: the ratio of energy  $E$ , associated with the extrapolated track in the LKr calorimeter, to momentum  $p$ , measured by the STRAW spectrometer, is required to be  $0.9 < E/p < 1.1$ ; a particle identification algorithm [17] based on the RICH signal pattern within 3 ns of the track time is used.
- A matching beam track in the GTK is found considering the time difference,  $\Delta t$ , and spatial compatibility quantified by the closest distance of approach, CDA, between a GTK track and the STRAW track identified as a positron. A discriminant  $\mathcal{D}(\Delta t, \text{CDA})$  is defined using the  $\Delta t$  and CDA distributions obtained from reconstructed  $K^+ \rightarrow \pi^+ \pi^+ \pi^-$  decays in data. Among GTK tracks with  $|\Delta t| < 0.5 \text{ ns}$ , the track with the largest discriminant value is considered as the parent beam particle. Additionally,  $\text{CDA} < 3 \text{ mm}$  is required to reduce background from  $\pi^+ \rightarrow \mu^+ \nu_\mu$  and  $K^+ \rightarrow \mu^+ \nu_\mu$  decays in the FV followed by muon decay  $\mu^+ \rightarrow e^+ \nu_e \bar{\nu}_\mu$ . The decay vertex is defined as the midpoint of the segment of closest approach of the GTK and the identified positron tracks, taking into account the residual magnetic field in the vacuum tank. The reconstructed decay vertex of the  $\pi^+$  ( $K^+$ ) must be located within the FV and at least 5 meters downstream from its origin. This condition suppresses background from  $\pi^+ \rightarrow \mu^+ \nu_\mu$  and  $K^+ \rightarrow \mu^+ \nu_\mu$  decays upstream of GTK3 followed by muon decays in the FV.
- The positron track must not form a vertex with any other STRAW track. No LKr energy deposit is allowed within 4 ns of the positron track time and not spatially associated with it.

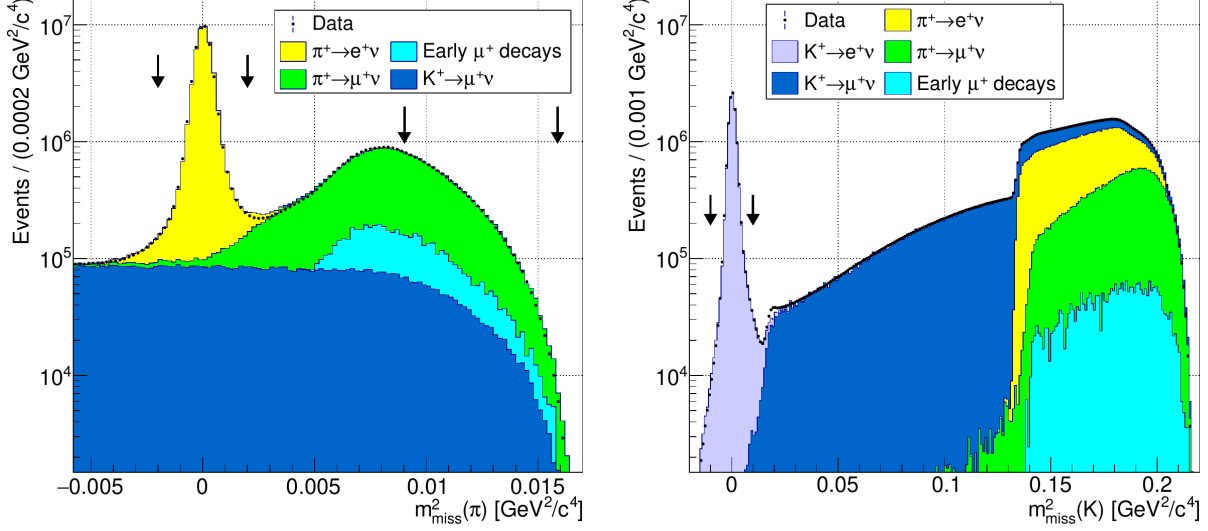


Figure 2: Squared missing mass distributions assuming the beam particle is a  $\pi^+$  (left) and a  $K^+$  (right). Pairs of vertical arrows indicate the squared missing mass ranges used for the selection of  $\pi^+ \rightarrow e^+\nu_e$  decays and HNL search region (left), and for the selection of  $K^+ \rightarrow e^+\nu_e$  decays (right). Kaon and pion decays to muons contribute via muon decays in flight.

No activity in the large-angle (LAV) and small-angle (SAC, IRC) photon veto detectors within 5 ns of the track time is allowed. These conditions suppress backgrounds from multi-body  $K^+$  decays.

The squared missing mass is computed assuming that the beam particle is a pion or a kaon, respectively, as  $m_{\text{miss}}^2(\pi) = (P_\pi - P_e)^2$  and  $m_{\text{miss}}^2(K) = (P_K - P_e)^2$ , where  $P_\pi$ ,  $P_K$  and  $P_e$  are the pion, kaon, and positron 4-momenta, obtained from the 3-momenta measured by the GTK and STRAW detectors and using the  $\pi^+$ ,  $K^+$  and  $e^+$  mass values [7]. The  $m_{\text{miss}}^2$  spectra of the events selected from data and simulated samples are displayed in Fig. 2. Event candidates from the SM leptonic decay  $\pi^+ \rightarrow e^+\nu_e$  ( $K^+ \rightarrow e^+\nu_e$ ) are observed as peaks at  $m_{\text{miss}}^2 = 0$  with resolutions of  $3.3 \times 10^{-4}$  ( $1.5 \times 10^{-3}$ )  $\text{GeV}^2/c^4$ . The SM normalization regions are defined as  $|m_{\text{miss}}^2(\pi)| < 0.002 \text{ GeV}^2/c^4$  for the pion case and  $|m_{\text{miss}}^2(K)| < 0.01 \text{ GeV}^2/c^4$  for the kaon case. Backgrounds from  $\pi^+ \rightarrow \mu^+\nu_\mu$  and  $K^+ \rightarrow \mu^+\nu_\mu$  decays contribute mainly via muon decays in flight. Only a small fraction of the background from  $K^+ \rightarrow \mu^+\nu_\mu$  decays followed by muon decay contributes with positive values of  $m_{\text{miss}}^2(\pi)$ , while  $K^+ \rightarrow e^+\nu_e$  decays contribute with values smaller than  $-0.05 \text{ GeV}^2/c^4$ .

The  $K^+$  decay component in the  $m_{\text{miss}}^2(\pi)$  spectrum is obtained from simulations and scaled to the number  $N_K$  of  $K^+$  decays observed in the FV. This number is evaluated using the number of  $K^+ \rightarrow e^+\nu_e$  candidates reconstructed in data within the SM signal region (Fig. 2-right). The dominant background,  $K^+ \rightarrow \mu^+\nu_\mu$  decay followed by muon decay, contributes at the negligible level of 0.1 %. For each of the two data-taking periods, the number of  $K^+$  decays is computed as

$$N_K = \frac{N_{\text{SM}}^K}{A_e^K \cdot \mathcal{B}(K^+ \rightarrow e^+\nu_e)}, \quad (3)$$

where  $N_{\text{SM}}^K$  is the number of selected data events in the SM signal region;  $A_e^K$  is the acceptance of the selection for the  $K^+ \rightarrow e^+\nu_e$  decay evaluated with simulations; and  $\mathcal{B}(K^+ \rightarrow e^+\nu_e)$  is the branching fraction of this decay [7]. Data losses due to L0 trigger inefficiencies and accidental vetoes are included in the  $N_K$  definition, which makes the value of  $N_K$  specific to this analysis.

Table 1: Values used to obtain the numbers of kaon and pions decays in the FV.

Period		2017–2018	2021–2024
$N_{\text{SM}}^K$	$[10^6]$	3.65	7.66
$A_e^K$	$[10^{-2}]$	3.962(6)	3.667(6)
$N_K$	$[10^{12}]$	5.82(3)	13.19(7)
Total $N_K$	$[10^{12}]$	19.02(8)	
$N_{\text{SM}}^\pi$	$[10^7]$	1.35	3.35
$A_e^\pi$	$[10^{-2}]$	6.070(8)	5.394(7)
$A_\mu^\pi$	$[10^{-8}]$	6.89(14)	7.90(15)
$A_{K\mu 2}^\pi$	$[10^{-7}]$	1.408(4)	1.410(5)
$N_{K\mu 2}^\pi$	$[10^5]$	5.21(4)	11.8(1)
$N_\pi$	$[10^{12}]$	1.72(1)	4.81(3)
Total $N_\pi$	$[10^{12}]$	6.54(3)	

The number  $N_\pi$  of  $\pi^+$  decays in the FV is evaluated from the number of  $\pi^+ \rightarrow e^+\nu_e$  data candidates reconstructed in the SM signal region (Fig. 2-left), subtracting the number of background events,  $N_{K\mu 2}^\pi$ , originating from  $K^+ \rightarrow \mu^+\nu_\mu$  decays:

$$N_\pi = \frac{N_{\text{SM}}^\pi - N_{K\mu 2}^\pi}{A_e^\pi \cdot \mathcal{B}(\pi^+ \rightarrow e^+\nu_e) + A_\mu^\pi \cdot \mathcal{B}(\pi^+ \rightarrow \mu^+\nu_\mu)}, \quad (4)$$

where  $N_{\text{SM}}^\pi$  and  $N_{K\mu 2}^\pi$  are the numbers of selected data and background events in the SM signal region;  $A_e^\pi$  and  $A_\mu^\pi$  are the acceptances of the selection for the  $\pi^+ \rightarrow e^+\nu_e$  decay and the  $\pi^+ \rightarrow \mu^+\nu_\mu$  decay followed by muon decay, respectively, evaluated with simulations; and  $\mathcal{B}(\pi^+ \rightarrow e^+\nu_e)$  and  $\mathcal{B}(\pi^+ \rightarrow \mu^+\nu_\mu)$  are the branching fractions of these decays [7]. The number of background events in the SM signal region is

$$N_{K\mu 2}^\pi = N_K \cdot A_{K\mu 2}^\pi \cdot \mathcal{B}(K^+ \rightarrow \mu^+\nu_\mu), \quad (5)$$

where  $A_{K\mu 2}^\pi$  is the acceptance of the  $\pi^+ \rightarrow e^+\nu_e$  selection for the  $K^+ \rightarrow \mu^+\nu_\mu$  decay followed by muon decay, evaluated with simulations, and  $\mathcal{B}(K^+ \rightarrow \mu^+\nu_\mu)$  is the corresponding branching fraction.

The numerical values of quantities involved in the evaluations above and their uncertainties are listed in Table 1. The obtained  $N_K/N_\pi$  ratio is consistent with the beam composition taking into account the Lorentz factors,  $K^+$  and  $\pi^+$  lifetimes and L1-KTAG efficiency for beam pions. The simulated normalization and background sources describe the data within a few percent over the whole missing mass range. The uncertainties in  $N_K$  and  $N_\pi$  include contributions from the statistical accuracy of the simulation and the uncertainty of the external branching fractions. The systematic uncertainties are estimated by varying the selection criteria.

## 4 Search procedure

A peak-search procedure measures the  $\pi^+ \rightarrow e^+N$  decay rate with respect to the  $\pi^+ \rightarrow e^+\nu_e$  decay rate for a set of HNL mass hypotheses  $m_N$ . This approach benefits from first-order cancellations of residual detector inefficiencies common to signal and normalization modes and not fully accounted for in simulations. The expected number of  $\pi^+ \rightarrow e^+N$  signal events,  $N_S$ , can be written as

$$N_S = \mathcal{B}(\pi^+ \rightarrow e^+N)/\mathcal{B}_{\text{SES}}(\pi^+ \rightarrow e^+N) = |U_{e4}|^2/|U_{e4}|_{\text{SES}}^2, \quad (6)$$

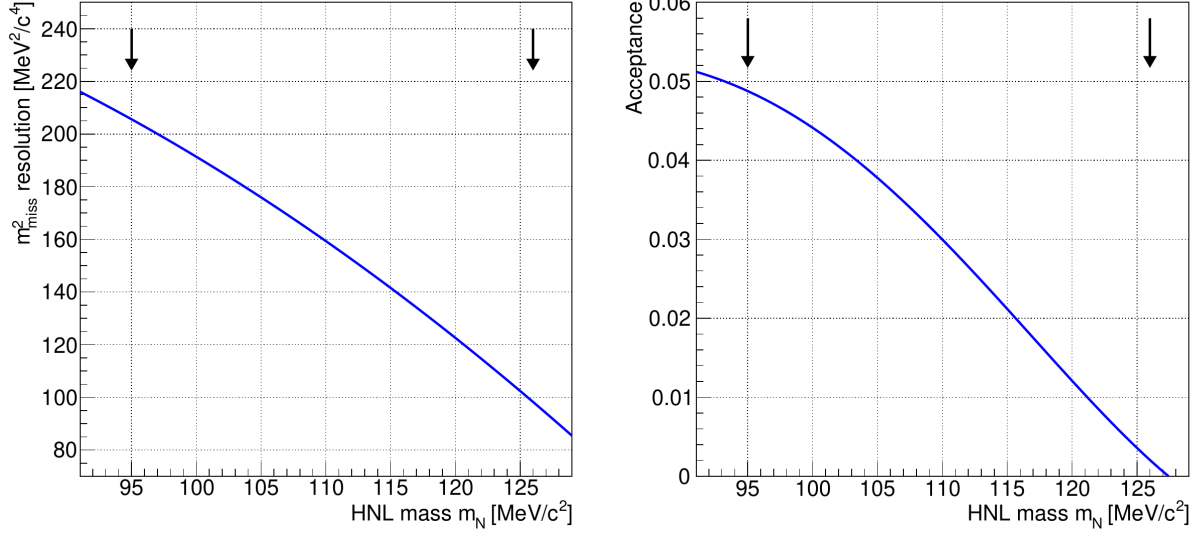


Figure 3: Squared missing mass resolution  $\sigma_{m^2}$  (left) and acceptance  $A_N$  (right) evaluated from simulations as functions of HNL mass. The boundaries of the HNL search region are indicated by the vertical arrows.

where the single event sensitivity  $\mathcal{B}_{\text{SES}}(\pi^+ \rightarrow e^+ N)$  and the mixing parameter  $|U_{e4}|_{\text{SES}}^2$  corresponding to the expectation of one signal event are defined as

$$\mathcal{B}_{\text{SES}}(\pi^+ \rightarrow e^+ N) = \frac{1}{N_\pi \cdot A_N} \quad \text{and} \quad |U_{e4}|_{\text{SES}}^2 = \frac{\mathcal{B}_{\text{SES}}(\pi^+ \rightarrow e^+ N)}{\mathcal{B}(\pi^+ \rightarrow e^+ \nu_e) \cdot \rho(m_N)}, \quad (7)$$

where  $A_N$  is the signal selection acceptance for decays in the FV and  $\rho(m_N)$  is the kinematic factor defined in Eq. 2.

The search uses a data-driven estimation of the background to  $\pi^+ \rightarrow e^+ N$  decays, which is valid in the absence of peaking signal-like background structures in the squared missing mass spectrum. The  $\pi^+ \rightarrow e^+ N$  process is investigated in 63 mass hypotheses,  $m_N$ , within the HNL search region 95–126 MeV/c<sup>2</sup>. The distance between adjacent mass hypotheses is equal to 3/4 of the local mass resolution  $\sigma_{m^2}$  shown in Fig. 3-left. The number of observed events,  $N_{\text{obs}}$ , is counted in the interval  $|m_{\text{miss}}^2(\pi) - m_N^2| < 1.5 \sigma_{m^2}$  for each mass hypothesis. Sidebands are defined as  $1.5 \sigma_{m^2} < |m_{\text{miss}}^2(\pi) - m_N^2| < 9 \sigma_{m^2}$ , requiring missing mass values in the range 92.2–127.6 MeV/c<sup>2</sup> to take into account the search region boundaries. The number of expected background events,  $N_{\text{exp}}$ , within each signal window is evaluated using a third-order polynomial fit to the sidebands of the  $m_{\text{miss}}^2(\pi)$  spectrum. For mass values below 95 MeV/c<sup>2</sup> the number of expected background events cannot be satisfactorily determined with the described method. The uncertainty,  $\delta N_{\text{exp}}$ , in the number of expected background events includes statistical and systematic components. The former comes from the statistical errors in the fit parameters, and the latter is evaluated as the difference between  $N_{\text{exp}}$  values obtained from fits using third and fourth order polynomials, and the differences in  $N_{\text{exp}}$  from sidebands defined as  $8.25 \sigma_{m^2}$  and  $9.75 \sigma_{m^2}$  with respect to the original definition. The dominant contribution to  $\delta N_{\text{exp}}$  is statistical, except near the boundaries of the HNL search region where the systematic uncertainty is comparable.



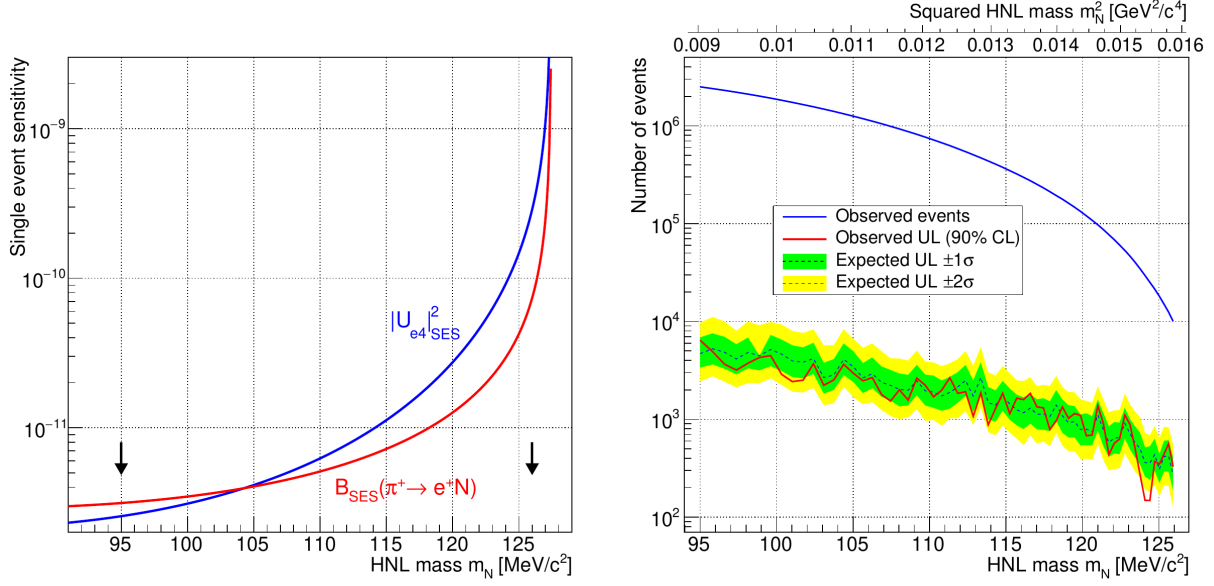


Figure 4: Left: single event sensitivities  $\mathcal{B}_{\text{SES}}(\pi^+ \rightarrow e^+ N)$  and  $|U_{e4}|_{\text{SES}}^2$  as functions of the HNL mass, evaluated according to Eq. 7. Right: number of observed events  $N_{\text{obs}}$ , observed and expected upper limits at 90 % CL for the number of  $\pi^+ \rightarrow e^+ N$  events, and the expected  $\pm 1\sigma$  and  $\pm 2\sigma$  bands in the background-only hypothesis for each HNL mass value considered.

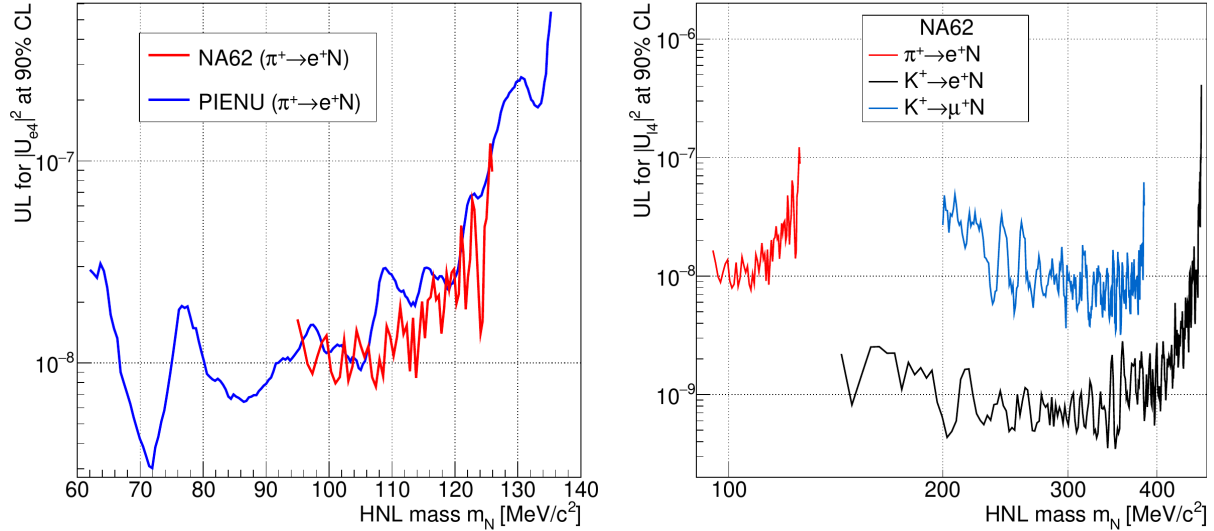


Figure 5: Left: upper limits obtained by NA62 at 90 % CL for  $|U_{e4}|^2$  and upper limits established by the PIENU experiment in a wider mass range [10]. Right: summary of upper limits at 90 % CL for  $|U_{e4}|^2$  and  $|U_{\mu 4}|^2$  obtained from HNL production searches at NA62 in kaon (2016–2018 data) [8, 9] and pion (2016–2024 data) decays.



## 5 Results

Upper limits at 90% CL for the mixing parameter  $|U_{e4}|^2$  are obtained according to Eqs. 6 and 7, using the signal selection acceptance,  $A_N(m_N)$ , obtained from simulations (Fig. 3-right), to compute the single event sensitivities  $\mathcal{B}_{\text{SES}}(\pi^+ \rightarrow e^+ N)$  and  $|U_{e4}|_{\text{SES}}^2$  (Fig. 4-left). The quantities  $N_{\text{obs}}$ ,  $N_{\text{exp}}$ , and  $\delta N_{\text{exp}}$  are used to evaluate the upper limit at 90% CL for the number of  $\pi^+ \rightarrow e^+ N$  decays,  $N_S$ , for each HNL mass hypothesis using the  $\text{CL}_S$  method [18]. The values of  $N_{\text{obs}}$ , the upper limits obtained for  $N_S$ , and the expected  $\pm 1\sigma$  and  $\pm 2\sigma$  bands of variation of  $N_S$  in the background-only hypothesis are shown in Fig. 4-right.

The upper limits obtained for  $|U_{e4}|^2$  are displayed in Fig. 5-left, together with those published by the PIENU experiment [10]. These results are similar in the range considered, with different experimental techniques employed, namely decay in flight and stopped pions. Fig. 5-right shows the NA62 results obtained in searches for HNL production in  $K^+ \rightarrow e^+ N$  [8],  $K^+ \rightarrow \mu^+ N$  [9] and  $\pi^+ \rightarrow e^+ N$  decays.

## 6 Summary

A search for HNL production in  $\pi^+ \rightarrow e^+ N$  decays has been performed using the data collected by the NA62 experiment at CERN in 2017–2024. Upper limits for the mixing parameter  $|U_{e4}|^2$  have been established at the  $10^{-8}$  level over the HNL mass range 95–126 MeV/ $c^2$  assuming the mean lifetime exceeds 50 ns. These limits are comparable to, or more stringent than, those obtained in [10] for the mass region covered in this study. An improved sensitivity of this analysis in terms of  $|U_{e4}|^2$  is expected including future NA62 data.

## Acknowledgments

It is a pleasure to express our appreciation to the staff of the CERN laboratory and the technical staff of the participating laboratories and universities for their efforts in the operation of the experiment and data processing.

The cost of the experiment and its auxiliary systems was supported by the funding agencies of the Collaboration Institutes. We are particularly indebted to: F.R.S.-FNRS (Fonds de la Recherche Scientifique - FNRS), under Grants No. 4.4512.10, 1.B.258.20, Belgium; CECI (Consortium des Equipements de Calcul Intensif), funded by the Fonds de la Recherche Scientifique de Belgique (F.R.S.-FNRS) under Grant No. 2.5020.11 and by the Walloon Region, Belgium; NSERC (Natural Sciences and Engineering Research Council), funding SAPPJ-2018-0017, Canada; MEYS (Ministry of Education, Youth and Sports) funding LM 2018104, Czech Republic; BMBF (Bundesministerium für Bildung und Forschung), Germany; INFN (Istituto Nazionale di Fisica Nucleare), Italy; MIUR (Ministero dell’Istruzione, dell’Università e della Ricerca), Italy; CONACyT (Consejo Nacional de Ciencia y Tecnología), Mexico; IFA (Institute of Atomic Physics) Romanian CERN-RO Nr. 06/03.01.2022 and Nucleus Programme PN 19 06 01 04, Romania; MESRS (Ministry of Education, Science, Research and Sport), Slovakia; CERN (European Organization for Nuclear Research), Switzerland; STFC (Science and Technology Facilities Council), United Kingdom; NSF (National Science Foundation) Award Numbers 1506088 and 1806430, U.S.A.; ERC (European Research Council) “UniversaLepto” advanced grant 268062, “KaonLepton” starting grant 336581, Europe.

Individuals have received support from: Charles University (grants UNCE 24/SCI/016, PRIMUS 23/SCI/025), Ministry of Education, Youth and Sports (project FORTE CZ.02.01.01/00/22-008/0004632), Czech Republic; Czech Science Foundation (grant 23-06770S); Agence Nationale de la Recherche (grant ANR-19-CE31-0009), France; Ministero dell’Istruzione, dell’Università e della Ricerca (MIUR “Futuro in ricerca 2012” grant RBFR12JF2Z, Project

GAP), Italy; Nuclemedica Soluciones, San Luis Potosí, Mexico; the Royal Society (grants UF100308, UF0758946), United Kingdom; STFC (Rutherford fellowships ST/J00412X/1, ST/M005798/1), United Kingdom; ERC (grants 268062, 336581 and starting grant 802836 “AxScale”); EU Horizon 2020 (Marie Skłodowska-Curie grants 701386, 754496, 842407, 893101, 101023808).

## References

- [1] K. Hirata, et al., Experimental study of the atmospheric neutrino flux, Phys. Lett. B 205 (1988) 416. [doi:10.1016/0370-2693\(88\)91690-5](#).
- [2] Q. R. Ahmad, et al., Direct evidence for neutrino flavor transformation from neutral-current interactions in the sudbury neutrino observatory, Phys. Rev. Lett. 89 (1) (2002) 011301. [doi:10.1103/PhysRevLett.89.011301](#).
- [3] T. Asaka, M. Shaposhnikov, The  $\nu$ MSM, dark matter and baryon asymmetry of the universe, Phys. Lett. B 620 (2005) 17. [doi:10.1016/j.physletb.2005.06.020](#).
- [4] T. Asaka, S. Blanchet, M. Shaposhnikov, The  $\nu$ MSM, dark matter and neutrino masses, Phys. Lett. B 631 (2005) 151. [doi:10.1016/j.physletb.2005.09.070](#).
- [5] P. Minkowski,  $\mu \rightarrow e\gamma$  at a rate of one out of  $10^9$  muon decays?, Phys. Lett. B 67 (1977) 421. [doi:10.1016/0370-2693\(77\)90435-X](#).
- [6] R. E. Shrock, New tests for and bounds on neutrino masses and lepton mixing, Phys. Lett. B 96 (1980) 159. [doi:10.1016/0370-2693\(80\)90235-X](#).
- [7] S. Navas, et al., Review of particle physics, Phys. Rev. D 110 (2024) 030001. [doi:10.1103/PhysRevD.110.030001](#).
- [8] E. Cortina Gil, et al., Search for heavy neutral lepton production in  $K^+$  decays to positrons, Phys. Lett. B 807 (2020) 135599. [arXiv:2005.09575](#), [doi:10.1016/j.physletb.2020.135599](#).
- [9] E. Cortina Gil, et al., Search for  $K^+$  decays to a muon and invisible particles, Phys. Lett. B 816 (2021) 136259. [arXiv:2101.12304](#), [doi:10.1016/j.physletb.2021.136259](#).
- [10] A. Aguilar-Arevalo, et al., Improved search for heavy neutrinos in the decay  $\pi \rightarrow e\nu$ , Phys. Rev. D 97 (2018) 072012. [arXiv:1712.03275](#), [doi:10.1103/PhysRevD.97.072012](#).
- [11] A. Aguilar-Arevalo, et al., Search for heavy neutrinos in  $\pi \rightarrow \mu\nu$  decay, Phys. Lett. B 798 (2019) 134980. [doi:https://doi.org/10.1016/j.physletb.2019.134980](#).
- [12] E. Cortina Gil, et al., The Beam and detector of the NA62 experiment at CERN, JINST 12 (2017) P05025. [arXiv:1703.08501](#), [doi:10.1088/1748-0221/12/05/P05025](#).
- [13] A. Bethani, et al., Development of a new CEDAR for kaon identification at the NA62 experiment at CERN, JINST 19 (2024) P05005. [arXiv:2312.17188](#), [doi:10.1088/1748-0221/19/05/P05005](#).
- [14] E. Cortina Gil, et al., Performance of the NA62 trigger system, JHEP 03 (2023) 122. [doi:10.1007/JHEP03\(2023\)122](#).
- [15] E. Cortina Gil, et al., Observation of the  $K^+ \rightarrow \pi^+ \nu \bar{\nu}$  decay and measurement of its branching ratio, JHEP 02 (2025) 191. [arXiv:2412.12015](#), [doi:10.1007/JHEP02\(2025\)191](#).

- [16] J. Allison, et al., Recent developments in Geant4, Nucl. Instrum. Meth. A 835 (2016) 186.  
[doi:10.1016/j.nima.2016.06.125](https://doi.org/10.1016/j.nima.2016.06.125).
- [17] U. Muller, J. Engelfried, S. G. Gerassimov, K. Martens, R. Michaels, H. W. Siebert, G. Walder, Particle identification with the RICH detector in experiment WA89 at CERN, Nucl. Instrum. Meth. A 343 (1994) 279. [doi:10.1016/0168-9002\(94\)90565-7](https://doi.org/10.1016/0168-9002(94)90565-7).
- [18] A. L. Read, Presentation of search results: The  $CL_s$  technique, J. Phys. G 28 (2002) 2693.  
[doi:10.1088/0954-3899/28/10/313](https://doi.org/10.1088/0954-3899/28/10/313).

## The NA62 Collaboration

### Université Catholique de Louvain, Louvain-La-Neuve, Belgium

B. Bloch-Devaux<sup>1</sup>, E. Cortina Gil, N. Lurkin, E. Minucci<sup>2</sup>, S. Padolski, P. Petrov

### TRIUMF, Vancouver, British Columbia, Canada

T. Numao, Y. Petrov, V. Shang, B. Velghe, V. W. S. Wong

### University of British Columbia, Vancouver, British Columbia, Canada

D. Bryman<sup>3</sup>, J. Fu

### Charles University, Prague, Czech Republic

L. Bician, Z. Hives, T. Husek<sup>1</sup>, K. Kampf, M. Kolesar, M. Koval

### Aix Marseille University, CNRS/IN2P3, CPPM, Marseille, France

B. De Martino, M. Perrin-Terrin, L. Petit<sup>4</sup>

### Max-Planck-Institut für Physik (Werner-Heisenberg-Institut), Garching, Germany

B. Döbrich, J. Jerhot, S. Lezki, J. Schubert<sup>5</sup>

### Institut für Physik and PRISMA Cluster of Excellence, Universität Mainz, Mainz, Germany

A. T. Akmete, R. Aliberti<sup>6</sup>, M. Ceoletta<sup>7</sup>, L. Di Lella, N. Doble, G. Khorauli<sup>8</sup>, J. Kunze, D. Lomidze<sup>9</sup>, L. Peruzzo, C. Polivka, S. Schuchmann, M. Vormstein, H. Wahl, R. Wanke

### INFN, Sezione di Ferrara, Ferrara, Italy

L. Bandiera, N. Canale, A. Gianoli, M. Romagnoni

### INFN, Sezione di Ferrara e Dipartimento di Fisica e Scienze della Terra dell'Università, Ferrara, Italy

P. Dalpiaz, M. Fiorini, R. Negrello, I. Neri, F. Petrucci

### INFN, Sezione di Firenze, Sesto Fiorentino, Italy

A. Bizzeti<sup>10</sup>, F. Bucci

### INFN, Sezione di Firenze e Dipartimento di Fisica e Astronomia dell'Università, Sesto Fiorentino, Italy

E. Iacopini, G. Latino, M. Lenti, P. Lo Chiatto<sup>11</sup>, I. Panichi, A. Parenti, G. Ruggiero

### INFN, Laboratori Nazionali di Frascati, Frascati, Italy

A. Antonelli, G. Georgiev<sup>12</sup>, V. Kozhuharov<sup>12</sup>, G. Lanfranchi, S. Martellotti, M. Moulson, L. Plini<sup>13</sup>, M. Soldani, T. Spadaro, J. Swallow, G. Tinti

**INFN, Sezione di Napoli e Dipartimento di Fisica “Ettore Pancini”, Napoli, Italy**

F. Ambrosino<sup>13</sup>, T. Capussela, M. Corvino<sup>13</sup>, M. D’Errico<sup>13</sup>, D. Di Filippo<sup>13</sup>, R. Fiorenza<sup>14</sup>,  
M. Francesconi<sup>13</sup>, R. Giordano<sup>13</sup>, P. Massarotti<sup>13</sup>, M. Mirra<sup>13</sup>, M. Napolitano<sup>13</sup>, I. Rosa<sup>14</sup>,  
G. Saracino<sup>13</sup>

**INFN, Sezione di Perugia, Perugia, Italy**

M. Barbanera<sup>13</sup>, P. Cenci<sup>13</sup>, B. Checcucci<sup>13</sup>, V. Duk<sup>13</sup>, V. Falaleev<sup>13</sup>, P. Lubrano<sup>13</sup>, M. Lupi<sup>15</sup>,  
M. Pepe<sup>13</sup>, M. Piccini<sup>13</sup>

**INFN, Sezione di Perugia e Dipartimento di Fisica e Geologia dell’Università, Perugia, Italy**

G. Anzivino<sup>13</sup>, E. Imbergamo, R. Lollini<sup>13</sup>, C. Santoni<sup>13</sup>

**INFN, Sezione di Pisa, Pisa, Italy**

C. Cerri, R. Fantechi<sup>13</sup>, S. Kholodenko<sup>13</sup>, F. Spinella<sup>13</sup>

**INFN, Sezione di Pisa e Dipartimento di Fisica dell’Università, Pisa, Italy**

F. Costantini<sup>13</sup>, M. Giorgi<sup>13</sup>, S. Giudici<sup>13</sup>, G. Lamanna<sup>13</sup>, E. Lari<sup>13</sup>, E. Pedreschi<sup>13</sup>, J. Pinzino<sup>13</sup>,  
M. Sozzi<sup>13</sup>

**INFN, Sezione di Pisa e Scuola Normale Superiore, Pisa, Italy**

I. Mannelli<sup>13</sup>

**INFN, Sezione di Roma I, Roma, Italy**

A. Biagioni<sup>13</sup>, P. Cretaro<sup>13</sup>, O. Frezza<sup>13</sup>, E. Leonardi<sup>13</sup>, A. Lonardo<sup>13</sup>, L. Pontisso<sup>13</sup>,  
M. Turisini<sup>13</sup>, P. Valente<sup>13</sup>, P. Vicini<sup>13</sup>

**INFN, Sezione di Roma I e Dipartimento di Fisica, Sapienza Università di Roma, Roma, Italy**

G. D’Agostini<sup>13</sup>, M. Raggi<sup>13</sup>

**INFN, Sezione di Roma Tor Vergata, Roma, Italy**

R. Ammendola<sup>13</sup>, V. Bonaiuto<sup>16</sup>, A. Fucci, A. Salamon<sup>13</sup>, F. Sargeni<sup>17</sup>

**INFN, Sezione di Torino, Torino, Italy**

C. Biino<sup>18</sup>, A. Filippi<sup>13</sup>, F. Marchetto<sup>13</sup>

**INFN, Sezione di Torino e Dipartimento di Fisica dell’Università, Torino, Italy**

R. Arcidiacono<sup>19</sup>, E. Menichetti<sup>13</sup>, E. Migliore<sup>13</sup>, D. Soldi<sup>13</sup>



**Institute of Nuclear Physics, Almaty, Kazakhstan**

Y. Mukhamejanov<sup>13</sup>, A. Mukhamejanova<sup>20</sup>, N. Saduyev<sup>13</sup>, S. Sakhiyev<sup>13</sup>

**Instituto de Física, Universidad Autónoma de San Luis Potosí, San Luis Potosí, Mexico**

A. Briano Olvera<sup>\*</sup>, J. Engelfried<sup>\*</sup>, N. Estrada-Tristan<sup>21</sup>, R. Piandani<sup>13</sup>,  
M. A. Reyes Santos<sup>21</sup>, K. A. Rodriguez Rivera<sup>13</sup>

















**Horia Hulubei National Institute for R&D in Physics and Nuclear Engineering,  
Bucharest-Magurele, Romania**

P. Boboc<sup></sup>, A. M. Bragadireanu, S. A. Ghinescu<sup></sup>, O. E. Hutanu



**Faculty of Mathematics, Physics and Informatics, Comenius University,  
Bratislava, Slovakia**

T. Blazek<sup></sup>, V. Cerny<sup></sup>, T. Velas<sup></sup>, R. Volpe<sup></sup>

















**CERN, European Organization for Nuclear Research, Geneva, Switzerland**

J. Bernhard<sup></sup>, M. Boretto<sup></sup>, F. Brizioli<sup></sup>, A. Ceccucci<sup></sup>, H. Danielsson<sup></sup>, N. De Simone<sup></sup>,  
F. Duval, L. Federici<sup></sup>, E. Gamberini<sup></sup>, R. Guida, F. Hahn<sup>†</sup>, E. B. Holzer<sup></sup>, B. Jenninger,  
Z. Kucerovala<sup></sup>, P. Laycock<sup></sup>, G. Lehmann Miotto<sup></sup>, P. Lichard<sup></sup>, A. Mapelli<sup></sup>, M. Noy,  
V. Palladino<sup></sup>, V. Ryjov, S. Venditti, M. Zamkovsky<sup></sup>



**Ecole Polytechnique Fédérale Lausanne, Lausanne, Switzerland**

X. Chang<sup></sup>, A. Kleimenova<sup></sup>, R. Marchevski<sup></sup>



**School of Physics and Astronomy, University of Birmingham, Birmingham, United  
Kingdom**

T. Bache<sup></sup>, M. B. Brunetti<sup></sup>, V. Fascianelli<sup></sup>, J. R. Fry<sup></sup>, F. Gonnella<sup></sup>, E. Goudzovski<sup></sup>,  
J. Henshaw<sup></sup>, L. Iacobuzio, C. Kenworthy<sup></sup>, C. Lazzeroni<sup></sup>, F. Newson, C. Parkinson<sup></sup>,  
A. Romano<sup></sup>, C. Sam<sup></sup>, J. Sanders<sup></sup>, A. Sergi<sup></sup>, A. Sturgess<sup></sup>, A. Tomczak<sup></sup>

**School of Physics, University of Bristol, Bristol, United Kingdom**

H. Heath<sup></sup>, R. Page, S. Trilov<sup></sup>

**School of Physics and Astronomy, University of Glasgow, Glasgow, United  
Kingdom**

B. Angelucci, D. Britton<sup></sup>, C. Graham<sup></sup>, A. Norton<sup></sup>, D. Protopopescu<sup></sup>



**Physics Department, University of Lancaster, Lancaster, United Kingdom**

J. Carmignani<sup></sup>, J. B. Dainton, L. Gatignon<sup></sup>, R. W. L. Jones<sup></sup>, K. Massri<sup></sup>, A. Shaikhiev<sup></sup>













**School of Physical Sciences, University of Liverpool, Liverpool, United Kingdom**

L. Fulton, D. Hutchcroft<sup></sup>, E. Maurice<sup></sup>, B. Wrona<sup></sup>

**Physics and Astronomy Department, George Mason University, Fairfax, Virginia,  
USA**

A. Conovaloff, P. Cooper, D. Coward<sup></sup>, P. Rubin<sup></sup>

**Authors affiliated with an international laboratory covered by a cooperation  
agreement with CERN**

A. Baeva, D. Baigarashev<sup></sup>, V. Bautin<sup></sup>, D. Emelyanov, T. Enik<sup></sup>, K. Gorshanov<sup></sup>,  
V. Kekelidze<sup></sup>, D. Kereibay, A. Korotkova, L. Litov<sup></sup>, D. Madigozhin<sup></sup>, M. Misheva<sup></sup>,  
N. Molokanova, S. Movchan, A. Okhotnikov<sup></sup>, I. Polenkevich, Yu. Potrebenikov<sup></sup>,  
A. Sadovskiy<sup></sup>, K. Salamatina<sup></sup>, S. Shkarovskiy, A. Zinchenko<sup>†</sup>

**Authors affiliated with an Institute formerly covered by a cooperation agreement with CERN**

S. Fedotov, E. Gushchin<sup>10</sup>, A. Khotyantsev, Y. Kudenko<sup>10</sup>, V. Kurochka, V. Kurshetsov<sup>10</sup>, M. Medvedeva, A. Mefodev, V. Obraztsov<sup>10</sup>, A. Ostankov<sup>†</sup>, V. Semenov<sup>†</sup>, V. Sugonyaev<sup>10</sup>, O. Yushchenko<sup>10</sup>

\* Corresponding authors: A. Briano Olvera, J. Engelfried,  
email: alejandro.briano.olvera@cern.ch, jurgen.engelfried@cern.ch,

<sup>†</sup> Deceased

<sup>1</sup>Also at School of Physics and Astronomy, University of Birmingham, Birmingham, B15 2TT, UK

<sup>2</sup>Present address: INFN, Laboratori Nazionali di Frascati, I-00044 Frascati, Italy

<sup>3</sup>Also at TRIUMF, Vancouver, British Columbia, V6T 2A3, Canada

<sup>4</sup>Also at Université de Toulon, Aix Marseille University, CNRS, IM2NP, F-83957, La Garde, France

<sup>5</sup>Also at Department of Physics, Technical University of Munich, München, D-80333, Germany

<sup>6</sup>Present address: Institut für Kernphysik and Helmholtz Institute Mainz, Universität Mainz, Mainz, D-55099, Germany

<sup>7</sup>Also at CERN, European Organization for Nuclear Research, CH-1211 Geneva 23, Switzerland

<sup>8</sup>Present address: Universität Würzburg, D-97070 Würzburg, Germany

<sup>9</sup>Present address: European XFEL GmbH, D-22869 Schenefeld, Germany

<sup>10</sup>Also at Dipartimento di Scienze Fisiche, Informatiche e Matematiche, Università di Modena e Reggio Emilia, I-41125 Modena, Italy

<sup>11</sup>Present address: Max-Planck-Institut für Physik (Werner-Heisenberg-Institut), Garching, D-85748, Germany

<sup>12</sup>Also at Faculty of Physics, University of Sofia, BG-1164 Sofia, Bulgaria

<sup>13</sup>Also at INFN, Sezione di Roma I e Dipartimento di Fisica, Sapienza Università di Roma, I-00185 Roma, Italy

<sup>14</sup>Present address: INFN, Sezione di Napoli e Scuola Superiore Meridionale, I-80138 Napoli, Italy

<sup>15</sup>Present address: CERN, European Organization for Nuclear Research, CH-1211 Geneva 23, Switzerland

<sup>16</sup>Also at Department of Industrial Engineering, University of Roma Tor Vergata, I-00173 Roma, Italy

<sup>17</sup>Also at Department of Electronic Engineering, University of Roma Tor Vergata, I-00173 Roma, Italy

<sup>18</sup>Also at Gran Sasso Science Institute, I-67100 L'Aquila, Italy

<sup>19</sup>Also at Università degli Studi del Piemonte Orientale, I-13100 Vercelli, Italy

<sup>20</sup>Also at al-Farabi Kazakh National University, 050040 Almaty, Kazakhstan

<sup>21</sup>Also at Universidad de Guanajuato, 36000 Guanajuato, Mexico

<sup>22</sup>Present address: INFN, Sezione di Perugia, I-06100 Perugia, Italy

<sup>23</sup>Present address: DESY, D-15738 Zeuthen, Germany

<sup>24</sup>Present address: IPHC, CNRS/IN2P3, Strasbourg University, F-67037 Strasbourg, France

<sup>25</sup>Present address: Brookhaven National Laboratory, Upton, NY 11973, USA

<sup>26</sup>Present address: Kansas University, Lawrence, KS 66045-7582, USA

<sup>27</sup>Present address: Center for theoretical neuroscience, Columbia University, New York, NY 10027, USA

<sup>28</sup>Present address: INFN, Sezione di Genova e Dipartimento di Fisica dell'Università, I-16146 Genova, Italy

<sup>29</sup>Present address: School of Physical Sciences, University of Liverpool, Liverpool, L69 7ZE, UK



<sup>30</sup>Present address: Laboratoire Leprince Ringuet, F-91120 Palaiseau, France

<sup>31</sup>Also at SLAC National Accelerator Laboratory, Stanford University, Menlo Park, CA 94025, USA

<sup>32</sup>Also at L. N. Gumilyov Eurasian National University, 010000 Nur-Sultan, Kazakhstan

<sup>33</sup>Present address: Institute of Nuclear Research and Nuclear Energy of Bulgarian Academy of Science (INRNE-BAS), BG-1784 Sofia, Bulgaria