

Reading Between the Lines: Combining Pause Dynamics and Semantic Coherence for Automated Assessment of Thought Disorder

Feng Chen^{1,*}, Weizhe Xu¹, Changye Li¹, Serguei Pakhomov³, Alex Cohen^{4,5}, Simran Bhola⁶, Sandy Yin⁶, Sunny X Tang^{6,7,8}, Michael Mackinley⁹, Lena Palaniyappan^{10,11}, Dror Ben-Zeev², Trevor Cohen¹

¹Department of Biomedical Informatics and Health Education, University of Washington, Seattle, WA, USA

²Behavioral Research in Technology and Engineering (BRiTE) Center, Department of Psychiatry and Behavioral Sciences, University of Washington, Seattle, WA, USA

³College of Pharmacy, University of Minnesota, Minneapolis, MN, USA

⁴Department of Psychology, Louisiana State University, Baton Rouge, LA, USA

⁵Center for Computation and Technology, Louisiana State University, Baton Rouge, LA, USA

⁶Northwell Health, New Hyde Park, NY, USA

⁷Feinstein Institutes for Medical Research, Institute of Behavioral Science, Manhasset, NY, USA

⁸Donald and Barbara Zucker School of Medicine, Department of Psychiatry, Hempstead, NY, USA

⁹London Health Sciences Centre, Canada

¹⁰Douglas Mental Health University Institute, Department of Psychiatry, McGill University, Montreal, Quebec, Canada

¹¹Robarts Research Institute, Schulich School of Medicine and Dentistry, Western University, London, Ontario, Canada

* Corresponding author

Email: fengc9@uw.edu

Abstract

Formal thought disorder (FTD), a hallmark of schizophrenia spectrum disorders, manifests as incoherent speech and poses challenges for clinical assessment. Traditional clinical rating scales, though validated, are resource-intensive and lack scalability. Automated speech analysis with automatic speech recognition (ASR) allows for objective quantification of linguistic and temporal features of speech, offering scalable alternatives. The use of utterance timestamps in ASR captures pause dynamics, which are thought to reflect the cognitive processes underlying speech production. However, the utility of integrating these ASR-derived features for assessing FTD severity requires further evaluation. This study integrates pause features with semantic coherence metrics across three datasets: naturalistic self-recorded diaries (AVH, $n = 140$), structured picture descriptions (TOPSY, $n = 72$), and dream narratives (PsyCL, $n = 43$). We evaluated pause related features alongside established coherence measures, using support vector regression (SVR) to predict clinical FTD scores. Key findings demonstrate that pause features alone robustly predict the severity of FTD. Integrating pause features with semantic coherence metrics enhanced predictive performance compared to semantic-only models, with integration of independent models achieving correlations up to $\rho = 0.649$ and $AUC = 83.71\%$ for severe cases detection (TOPSY, with best $\rho = 0.584$ and $AUC = 79.23\%$ for semantic-only models). The performance gains from semantic and pause features integration held consistently across all contexts, though the nature of pause patterns was dataset-dependent. These findings suggest that frameworks combining temporal and semantic analyses provide a roadmap for refining the assessment of disorganized speech and advance automated speech analysis in psychosis.

Key words: Formal thought disorder; Natural language processing; Automated speech analysis; Schizophrenia spectrum disorders; Pause dynamics, Semantic coherence

Highlights

1. Pause features alone predict formal thought disorder across three datasets
2. Late fusion of pause and semantic features outperforms individual modalities
3. Task structure influences pause patterns in psychosis speech assessment
4. Automated multimodal analysis enhances clinical thought disorder detection
5. Cross-dataset validation demonstrates robust generalizability of approach

1. Introduction

Formal thought disorder (FTD) is a core clinical feature of schizophrenia spectrum disorders (SSD) and other psychotic conditions, characterized by disruptions in the organization and expression of thought. (Roche et al., 2015; Sass & Parnas, 2017) This syndrome manifests through disorganized speech, encompassing phenomena such as derailment (oblique or unrecognizable connections between juxtaposed ideas), tangentiality (a disconnect from an initial question or topic), and semantic incoherence (weak or absent meaningful links between utterances). Such disorganized speech complicates clinical assessments, is associated with poorer social functioning, reduced treatment responsiveness, and worse long-term prognosis. (Andreasen & Grove, 1986; Roche et al., 2015) Accurately identifying and quantifying these speech disruptions has traditionally relied on labor-intensive manual transcription and scoring using validated clinical scales, including the Thought and Language Disorder (TALD) scale, the Thought and Language Index (TLI), and the Assessment of Thought, Language, and Communication (TLC) scale. (Andreasen, 1986; Kircher et al., 2014; Liddle et al., 2002) While these tools have been validated, their reliance on subjective interpretation, extensive training for assessors, and labor-intensive rating processes limits their reproducibility and scalability.

Recent advances in automated speech analysis offer promising alternatives to these manual assessment methods by leveraging computational methods to quantify key characteristics of disorganized speech, such as linguistic coherence and temporal speech dynamics. (Bedi et al., 2015; Elvevåg et al., 2007; Voleti et al., 2019) The advent of high-accuracy automatic speech recognition (ASR) systems, such as OpenAI's Whisper, (Radford et al., 2023) has enabled the automated extraction of both textual content and precise temporal speech features, including start and end times for each segment of speech (Radford et al., 2023). Unlike manual transcription, ASR can rapidly process large volumes of audio recordings to generate time-aligned transcripts, thereby capturing not only the words spoken but also the temporal structure of speech. These timestamps enable the extraction of pause times—the silent intervals between utterances—which have long been thought to reveal important cognitive and communicative processes. (Angelopoulou et al., 2024; Krivokapić et al., 2020; Matzinger et al., 2023) Specifically, irregular or prolonged pauses may reflect disruptions in the flow of thought, (Çokal et al., 2019; Stanislawski et al., 2021) thereby offering an additional dimension for assessing speech organization in individuals with formal thought disorder.

Despite emerging interest and potential in using ASR to evaluate speech, semantic coherence metrics have remained the principal focus of many automated pipelines and pause dynamics remain understudied in automated thought disorder detection. (Bedi et al., 2015; Corcoran et al., 2020; Xu et al., 2021; Xu et al., 2022) Semantic coherence metrics typically quantify the semantic relatedness between consecutive sentences, thereby providing estimates of local coherence. Alternatively, global coherence measures compare sentences to a summary representation of the narrative. For instance, cumulative centroid-based methods aggregate semantic embeddings from all preceding “sentences” to gauge how well each new sentence aligns with the evolving context of the discourse. (Xu et al., 2021) We note that these “sentences” represent an approximation of sentence structure computationally inferred from spoken language, as natural speech is typically not organized into discrete sentences but ASR systems impose this artificial structure during transcription. However, language-based coherence metrics alone may not fully capture the complexities of thought disorder, particularly because ASR errors can distort transcripts and spuriously depress semantic-similarity scores (Ciampelli et al., 2023). Additionally, because most sentence-embedding models are trained on everyday text, they often miss the medical terms, local sayings, and neologisms that may show up in patients' speech. (Berisha & Liss, 2024; El Boukkouri et al., 2019; Hitczenko et al., 2021) Furthermore, natural speech is typically not organized into discrete sentences, but ASR systems impose this artificial structure during transcription, which can introduce additional artifacts that may confound similarity measurements. (Huang et al., 2023) These gaps can spuriously affect similarity scores, masking their responses to truly disorganized speech.

Pause features may be complementary to and beneficial for semantic coherence analyses. Research in non-clinical populations indicates that pauses often occur before semantically complex segments or when speakers shift topics both of which may necessitate more extensive planning of speech. (Krivokapić et al., 2020; Matzinger et al., 2023) Pause in clinical populations have demonstrated to be more various, potentially reflecting an underlying challenge with organizing and producing fluent speech. (Angelopoulou et al., 2024; Cohen et al., 2016; De Boer et al., 2023; Thakore et al., 2010) Recent studies have demonstrated that even simple prosodic characteristics—such as mean pause duration, number of pauses, and proportion of total speaking time—can significantly improve predictions of clinical severity in schizophrenia. (De Boer et al., 2023; Thakore et al., 2010) Also, recent studies focusing on early psychosis have found that individuals may exhibit longer pause durations compared to controls, and that increased

pause duration can be associated with greater severity of thought disorder.(Dalal et al., 2025) By integrating these features with coherence metrics, automated models may more accurately detect varying levels of disorganization and potentially distinguish task-specific speech dynamics, an important consideration given the diversity of clinical interviews, self-recorded narratives, and structured tasks used in psychiatric assessment.(Cohen et al., 2016; Low et al., 2020)

Another vital consideration lies in the dynamic nature of speech, which systematically varies as a function of contextual factors. For instance, individuals experiencing auditory verbal hallucinations (AVH) may exhibit distinct patterns of disorganized speech compared to participants who are not actively hallucinating. Moreover, speech characteristics can shift dramatically depending on the elicitation context—features that robustly capture disorganization in structured picture description tasks may underperform in open-ended diary entries, and controlled laboratory settings may yield different patterns than naturalistic environments. This systematic variation across contexts highlights the importance of a multi-dataset approach, which enables comparative evaluation of how pause summary statistics and semantic coherence metrics generalize across varying speech elicitation methods and clinical conditions.

In this study, we systematically integrating pause features with semantic coherence metrics in three distinct datasets that involve people with SSD: (1) naturalistic self-recorded open-ended audio diaries from individuals with auditory verbal hallucinations (the AVH dataset),(Ben-Zeev et al., 2020) (2) structured picture-description interviews from people with first-episode psychosis (FEP) and healthy controls (the TOPSY dataset),(Van Dyken et al., 2024) and (3) dream narratives interview from participants with SSD (the PsyCL dataset).(Tang et al., 2023) These tasks represent different points along the spectrum of ecological validity and cognitive demand. This systematic variation enables us to examine how speech disorganization manifests differently across contexts and whether temporal features like pause dynamics show consistent or task-dependent relationships with clinical symptoms. We generated time-aligned transcripts capturing both linguistic content and pause intervals, leveraging WhisperX model for ASR.(Bain et al., 2023) We then examined multiple predictive strategies, ranging from simple concatenation of features to post-hoc averaging of model results, to determine how best to merge temporal (pause) and textual (coherence) features. We hypothesized that pause characteristics (e.g., pause frequency, duration) are predictive to clinical FTD scores, and that integrating pause and coherence metrics would enhance predictive validity over coherence measures alone. By analyzing three different datasets, this work also explores the relationships between tasks used to elicit speech, and measures used to quantify coherence. Ultimately, through these efforts we aim to develop scalable, multimodal tools for objective speech analysis in psychosis. The key contributions of this work are as follows: a) We systematically evaluate the utility of ASR-derived pause features for predicting clinical FTD scores across three distinct datasets, demonstrating their independent predictive power. b) We show that integrating pause dynamics with semantic coherence metrics consistently enhances predictive performance. This finding is particularly compelling given that the clinical ratings were often derived from text transcripts alone, meaning annotators had no access to temporal audio information. The performance gain thus demonstrates that pause features capture unique, non-semantic signals of thought disorganization that are complementary to semantic analysis. We also identify late fusion (averaging) as a particularly effective integration strategy. c) We analyze how pause and coherence features vary by context, providing evidence for task- and illness-stage-dependent speech patterns in psychosis.

2. Method

2.1. Dataset

We utilized three datasets in this study, each containing recorded speech from participants with SSD. The characteristics of each dataset can be found in Table 1. The first dataset we analyzed was a smartphone “audio-diary” corpus that was originally gathered to study everyday experiences of AVH under the Mobile-RDoC project, in which adults who hear voices recorded short, free-speech “diaries” describing their voices and related events for 30 days using a bespoke app.(Ben-Zeev et al., 2020) The full cohort comprised 384 participants recruited from 41 U.S. states. Over the course of the study, they submitted 4,809 recordings; the 3,040 files that were at least 30 s long were professionally transcribed. For the present experiments we followed the protocol of Xu et al.(Xu et al., 2021; Xu et al., 2022) and first limited the archive to material available by 18 October 2019. This cut-off yielded 1,868 diaries from 202 users; removing clips under 30 seconds resulted in 909 recordings from 154 users. To prevent user-level bias, we then drew ≤ 3 diaries per speaker, resulting 355 transcripts. After manual removal of non-speech/noise files, 310 audible transcripts from 142 participants remained. After excluding automated generated transcripts without interpretable content, 303 transcripts from 140 participants were retained for our experiments. Each

transcript was manually annotated for derailment using the TALD scale. TALD scores ranged from 0 to 4, with 0 indicating no derailment, 1–2 indicating mild to moderate derailment, 3 indicating severe derailment, and 4 indicating incoherence. Each transcript was independently scored by two annotators. Any disagreements ≥ 2 points were re-rated, and the final score was calculated as the average of their ratings. The inter-rater agreement by quadratically weighted Kappa score was 0.71.

The second and third datasets were both obtained from PsychosisBank, a global initiative organized by the Discourse in Psychosis project to study thought, language, and communication disturbances in psychosis. (Tan et al., 2023) The second dataset, referred to as the TOPSY dataset, consists of interview recordings from 106 participants who completed three picture description tasks. As the other two datasets include data from symptomatic individuals only, we focused our analysis on data from the 72 patients with FEP who had interview recordings with manual annotations of FTD scores. Thought disorganization was scored using the TLI, a measure that quantifies linguistic disturbances associated with psychosis. Since semantic coherence would not be expected across descriptions of different pictures, we segmented each participant’s transcripts into three independent segments. Coherence and pause features were computed separately for each segment, then aggregated to derive participant-level scores for performance evaluation. This approach preserved the interpretability of the coherence analysis on single topic while allowing for participant-level conclusions.

The third dataset was taken from the PsyCL study. The data used here includes recordings from 43 participants with SSD who described their dreams. Each participant contributed one transcript, manually scored for thought disorganization using the TLC scale. This dataset provides focused context into thought disorganization within the context of dream descriptions. Of note, dream description represents a cognitively demanding task that requires participants to retrieve episodic memories of inherently bizarre and often illogical content, then organize this material into coherent speech. (Nir & Tononi, 2010) While dream description may introduce task-specific pause patterns related to memory retrieval that may be independent of thought disorder, this cognitively demanding context provides a crucial contrast to the more naturalistic (diary) and structured (picture description) tasks, enabling us to differentiate between pause patterns reflecting underlying thought disorganization versus those attributable to specific cognitive demands.

These three datasets not only provide diverse speech contexts: encompassing naturalistic speech, structured interview responses, and descriptive narratives, but also represent different cohorts in terms of illness stage, with the TOPSY dataset specifically focusing on FEP, while the AVH and PsyCL datasets include individuals with broader schizophrenia spectrum disorders. Their inclusion allowed for a comprehensive investigation of thought disorganization across varying contexts, clinical conditions and potential illness stage.

Table 1. Dataset Characteristics. TALD = Thought and Language Disorder scale; TLI = Thought and Language Index; TLC = Thought, Language, and Communication scale. Threshold values represent clinical cutoffs for severe disorganization cases.

Dataset name	AVH	TOPSY	PsyCL
Task	Audio-diary	Picture description	Dream recall
Population	Participants with auditory verbal hallucinations	Participants with first-episode psychosis	Participants with schizophrenia spectrum disorders
Number of participants	140	72	43
FTD measurements	TALD (0-4)	TLI (0-1)	TLC (0-4)
Measured on	Transcripts	Transcripts	Whole Interview Assessment
Threshold for severe cases	3	0.75	3
Number of participants over the threshold	11	35	6
Settings	Monologue in naturalistic environment	Conversations in controlled environment	Conversations in controlled environment
Recording length median	55.9s	229.9s	58.6s
Pause proportion median	17.1%	18.5%	17.2%
Pause counts median	10.0	40.0	9.0

2.2. Automatic Speech Recognition and Speaker Diarization

Automatic transcription across all datasets was performed using WhisperX, an extension of OpenAI's Whisper that enhances the base large-v3 model with speaker diarization and time-aligned segmentation.(Bain et al., 2023; Radford et al., 2023) WhisperX retains Whisper's core automatic speech recognition (ASR) architecture but integrates additional modules from Pyannote to partition audio into speaker-specific segments (diarization) and refine both segment-level and word-level timestamps.(Bredin, 2023)

For the TOPSY and PsyCL datasets—which involve interviewer-participant interactions—we leveraged WhisperX's diarization capability to isolate participant speech. Clinician segments were programmatically excluded using speaker labels, with manual verification to ensure fidelity. The AVH dataset, which consists of monologue, was processed in the same way using WhisperX to maintain pipeline consistency.

To validate transcription reliability and accuracy, we used the manually transcribed 303 TALD-annotated AVH diaries as gold-standard references and computed word error rate (WER) and character error rate (CER). WER and CER measure the number of substitutions, deletions, and insertions required to transform the ASR output into the reference transcript, normalized by the number of words or characters in the reference. We also compared the WER and CER with that obtained using Whisper directly, and found that WhisperX tended to generate fewer “hallucinations” (this term is commonly used to refer to confabulated content generated by Whisper and related models): WER fell from 21.3 % for Whisper to 14.5 % for WhisperX, and CER from 17.0 % to 9.2 %.

2.3. Aggregated Semantic Feature Extraction

2.3.1. Semantic Similarity Calculation: For semantic feature extraction, we employed an approach informed by computational linguistics research in psychosis, in which the similarity between semantic vector representations – typically referred to as embeddings when derived from neural networks - of text units is used to estimate their relatedness, with decreased similarity indicating incoherent text that reflects disorganized thinking.(Elvevåg et al., 2007) We used the Comprehensive Coherence Calculator (CCC), a package that calculates semantic coherence metrics using a range of contextual and global embedding approaches, to compute sentence-level cosine similarities from the transcripts.(Weizhe Xu, 2022; Xu et al., 2021; Xu et al., 2022) The CCC implements three distinct strategies to quantify local and global semantic coherence. *Sequential embeddings*, following the seminal work of Elvevåg, Foltz and colleagues,(Elvevåg et al., 2007) were generated using pre-trained language models (e.g., Simple Contrastive Learning of Sentence Embeddings (SimCSE), comprehensive methods can be found in Supplementary Table 1) to compute pairwise cosine similarities between representations of consecutive sentences, modeling local coherence by quantifying topic transitions. *Static centroid embeddings*, (Xu et al., 2021) were derived as the vector average (centroid) of embeddings of all sentences in a transcript, providing a fixed reference point to assess global coherence with a central topic or theme. Also originating in this work, *cumulative centroid embeddings* were created by dynamically updating a centroid through iteratively averaging embeddings of preceding sentences, modeling evolving discourse context. This approach is particularly suited for identifying dynamic coherence deficits where a new sentence disrupts contextual continuity with the topics established previously.(Xu et al., 2021)

For sentence segmentation, the CCC utilizes the Sentence Tokenizer from the Natural Language Toolkit (NLTK) package.(Bird, 2006; Bird et al., 2009) Additionally, we evaluated an alternative approach where NLTK-derived sentence segments were replaced with those obtained directly from Whisper-based segmentation, which integrates pauses as a signal to inform segmentation boundaries. The result was a set of sentence-level coherence measurements for each transcript. As with the pause coherence data, we aggregated these measurements to obtain transcript-level features, using two strategies from CCC: a) minimum aggregation to compute the transcript-level measure of disorganization; and b) time-series features extraction from TARDIS. (Xu et al., 2022)

2.3.2. Aggregated Semantic Features: We employed two distinct strategies to aggregate sentence-level coherence measurements to obtain transcript-level features. As a baseline strategy, we used minimum aggregation to compute a transcript-level measurement of disorganization (i.e., the lowest coherence score across a transcript), which is the predominant approach in prior work on automated estimates of coherence for thought disorganization, (Bedi et al., 2015; Corcoran et al., 2018; Elvevåg et al., 2010; Elvevåg et al., 2007) and also aligns with how clinical instruments rate disorganization (score the most incoherent parts of a discourse).

As another strategy, we followed the TARDIS approach described in Xu et al.'s original study(Xu et al., 2022). We extracted time-series features from the sequences of similarity measurements using the TSFRESH (Time Series Feature Extraction on basis of Scalable Hypothesis Tests) package.(Christ et al., 2018) TSFRESH computes an extensive set of 764 features from time-series data, including measures of central tendency, dispersion, distribution,

frequency domain properties, and time-series-specific metrics. We removed 25 length-dependent features to avoid developing models that consider the quantity rather than the coherence of language produced. This approach has the advantage of taking the entire narrative into account when quantifying coherence.

2.4. Pause Feature Extraction

2.4.1. Pause Duration Estimation: Pause times were calculated as the difference between the WhisperX-derived start time of an utterance and the end time of the preceding one. WhisperX timestamp accuracy has been validated against manually verified word-level alignments with precision ranging from 84.1-93.2% using a 200-millisecond tolerance collar, providing confidence in our pause duration measurements. (Bain et al., 2023) This process generated a list of pause durations for each transcript, which formed the basis for feature extraction. We derived two distinct sets of pause-related features to capture variations in the temporal structure of speech.

2.4.2. Aggregated Pause Features: The first feature set comprised six *summary statistics* that succinctly summarized the pause patterns within the speech recordings: maximum, mean, median, and minimum pause durations, the total number of pauses, and the proportion of pause time relative to the total recording duration. In order to avoid long silences at the start and end of the recordings, we calculated the total recording duration from the start of the first spoken segment to the end of the last spoken segment to avoid including spurious pause artifacts. These metrics provide a readily interpretable way to characterize pause patterns. The second feature set leveraged the TSFRESH package to extract 764 features from the pause time sequences, applying the same procedure used for semantic coherence measurements. These features provided a more granular analysis of sequential patterns by utilizing advanced time-series techniques to capture detailed properties of the pause duration distributions (*temporal features*).

2.5. Integration Strategies

To investigate the complementary nature of pause dynamics and semantic coherence, we developed several integration strategies. In the *early fusion* approach, we concatenated pause features and transcript features to form a single input feature vector. This combined vector was then input into a unified support vector machine regression (SVR) model to predict annotator-assigned derailment scores. We selected SVR because of its strong performance in prior work on prediction of thought disorganization. (Xu et al., 2022) The SVR model employed a radial basis function (RBF) kernel, with all other hyperparameters set to their default values. For *late fusion*, we trained separate SVR models: one on pause features and another on semantic features. The predictions from these independent models were then averaged to produce a final prediction score. This approach preserves the distinct contributions of each modality while allowing their combined predictive power to be leveraged. For both integration strategies and standalone models, we evaluated performance on each set using leave-one-out cross-validation (LOOCV), generating a regression result for each transcript from the run in which it was held out of the training data. We adopted LOOCV due to its minimal bias in estimating prediction error, particularly suitable for small sample sizes as we have, as it maximally utilizes available data while preserving the independence of the test set in each iteration. (Geroldinger et al., 2023) This procedure was performed across all three datasets, enabling us to assess the generalizability of our approaches across different speech contexts.

2.6. Evaluation

The datasets used in this study incorporated different scoring systems for measuring thought and language disorganization. The raters contributing to the AVH dataset employed the TALD scale, those for the TOPSY dataset utilized the TLI, and those for the PsyCL dataset used the TLC scale. To account for these different measures of the construct of thought disorganization, separate models were trained and tested on each dataset. To measure performance, we estimated Spearman's rank correlation coefficient (ρ) with manual scores (with no dichotomization) and the area under the receiver operating characteristic curve (ROC AUC) for detecting transcripts with severe levels of disorganization. For AUC analysis, dichotomization was based on $TALD \geq 3$ (AVH dataset) which corresponds to the threshold for "severe" in the TALD manual. (Kircher et al., 2014) For the PsyCL dataset, we set the threshold at $TLC \geq 3$ based on Andreasen's original classification of moderate-to-severe thought disorder in the TLC scale. (Andreasen, 1986) For the TOPSY dataset, we used $TLI \geq 0.75$ as the threshold for severe disorganization. Unlike the TALD and TLC scales, which rate disorganization on scales of 0-4, the TLI does not use a single global index but averages positive FTD items to provide global disorganization in thinking, this average (aggregated across pictures by human raters) can vary from 0-1. Note that there is no accepted consensus for where to place a cut-off mark to define presence or absence of FTD. We were motivated to select a clinical threshold above which functional impairment is generally high and healthy controls rarely score on FTD examination. The threshold

of 0.75 for TLI and 3 for other scales also provided a comparable severity level across the different rating instruments, representing significant clinical disorganization. With TOPSY, we had higher number of participants crossing this threshold, given that this was a unique, untreated, actively symptomatic first episode sample. We computed coherence and pause features for each of the 3 pictures in the description task separately, then summed these to derive participant-level predictions, ensuring that both human ratings and model predictions were evaluated at the same level of analysis. To identify the most predictive temporal features, we performed permutation-based feature importance analysis on the trained SVR models. Specifically, for the TSFRESH-based temporal features of the pause time in the three datasets, we computed permutation importance using negative mean squared error as the scoring metric. This method involves randomly shuffling each feature and measuring the impact on model performance, thereby quantifying its contribution to prediction performance. The top 10 most informative features were visualized.

2.7. Relationship Between Pause Dynamics and Speech Coherence

To assess whether pause times correlate with semantic distance (which would suggest that changes in topic are generally preceded by longer pauses) we examined the Spearman rank correlation coefficients between sentence-to-sentence pause durations and sequential coherence metrics at the level of individual transcripts.

2.8. Differences Across Tasks

To assess the extent to which different tasks (e.g. audio diary vs picture description, controlled vs naturalistic environment) elicit differences in coherence, we quantified the coefficient of variation (CV) in sentence-level coherence across three metric categories: (1) all sentence coherence, (2) sequential coherence (local transitions), and (3) cumulative centroid coherence (global context aggregation). CV was calculated as the ratio of the standard deviation to the mean coherence score, enabling comparisons of variability across different tasks. (Abdi, 2010)

2.9. Statistical Methods

All statistical analyses were conducted in Python version 3.9. Model performance was assessed using Spearman's rank correlation (ρ) to compare predicted scores with clinical ratings, and the Area Under the Receiver Operating Characteristic Curve (ROC AUC) to evaluate the classification of severe cases. Permutation-based analysis was used to determine feature importance from the model, and the Wilcoxon signed-rank test was employed to formally compare the performance of models with and without pause features. The analysis was implemented using scikit-learn and scipy, with feature extraction driven by the TSFRESH package for time-series features and the Comprehensive Coherence Calculator (CCC) for semantic feature extraction. (Christ et al., 2018; Weizhe Xu, 2022)

3. Results and Discussion

3.1. Models Using Pause Duration Alone Predict Human Ratings of Thought Disorganization

Table 2 shows results from support vector regression (SVR) models trained on two distinct pause feature sets: (1) six interpretable *summary statistics* (maximum, mean, median, and minimum pause durations, total pauses, and pause proportion) and (2) 764 *TSFRESH-based temporal features* and two semantic feature sets of aggregated features from (1) NTLK and (2) Whisper pipelines. Of note, models based on pause features alone exhibit statistically significant moderate-to-strong correlation with human ratings on two of the three datasets, with comparable results to models based on semantic features on the AVH set, and stronger correlation with human ratings than semantic models on the TOPSY set. In addition, with TSFRESH-based temporal features, the AUC for detecting severe cases is higher than that of models based on semantic-only in two of the three datasets.

As shown in Table 2, across all three datasets, models using pause features (both summary statistics and TSFRESH-based temporal features) consistently exhibit a statistically significant association with FTD scores. Specifically, in the naturalistic AVH diaries the six summary statistics captured virtually the same variance as the best semantic baseline ($\rho = 0.514$ vs 0.518) while preserving almost all discriminatory power for severe cases (AUC = 70.9 % vs 71.7 %). In the presence of more severe disorganization (TOPSY picture-description task) in participants with FEP, the higher dimensional representation (TSFRESH-based temporal features) was markedly superior to both the summary statistics of pauses and the strongest semantic model ($\rho = 0.625$ vs 0.447 and 0.584 ; AUC = 82.2 % vs 72.9 % and 79.2 %). This suggests that fine-grained temporal patterns become informative when speech is elicited under tighter topic constraints such as picture description (with a time limit). The PsyCL dream narratives showed a smaller but still significant relationship between pause time summary statistics and clinician scores ($\rho = 0.265$; AUC = 64.4 %), though semantic coherence remained the single best predictor in that set. Taken together, these findings indicate that pause duration alone carries robust information about formal thought disorder, with the optimal level of

temporal granularity depending on the discourse context: coarse summaries suffice for free-topic spontaneous speech, whereas structured tasks benefit from a full time-series description. This strong baseline establishes the rationale for the multimodal fusion analyses presented in the subsequent section.

Table 2. Prediction performance of pause features and semantic coherence features using Support Vector Regression with leave-one-out cross-validation. Spearman Rho shows correlation between model predictions and clinical ratings. AUC evaluates binary classification of severe cases using clinical thresholds. SimCSE = Simple Contrastive Learning of Sentence Embeddings. †Cumulative centroid aggregation. ‡Static centroid aggregation. Bold values indicate highest performance within each column. All correlations $p < 0.05$.

		AVH [†]		TOPSY [‡]		PsyCL [†]	
		<i>Spearman Rho</i>	<i>AUC (TALD≥ 3)</i>	<i>Spearman Rho</i>	<i>AUC (TLI≥ 0.75)</i>	<i>Spearman Rho</i>	<i>AUC (TLC≥ 3)</i>
Pause-only model	summary statistics (n = 6)	0.514	70.88%	0.447	72.90%	0.265	64.41%
	TSFRESH-based temporal features (n = 764)	0.494	75.81%	0.625	82.24%	0.222	60.81%
Semantic-only model	NLTK-split semantic features (n = 764)	0.518	71.67%	0.584	79.23%	0.387	75.46%
	Whisper-split semantic features (n = 764)	0.499	69.71%	0.565	79.85%	0.341	72.68%

3.2. Performance of Featurization Approaches Differs by Dataset

Comparisons between the pause time summary statistics set and the more extensive TSFRESH-based temporal feature set reveal a mixed picture, with different approaches performing better in different datasets. In the AVH cohort, the summary statistics model achieved a Spearman correlation of $\rho = 0.514$ with AUC = 70.88% with human-assigned TALD scores, surpassing the TSFRESH-based temporal features $\rho = 0.494$ with AUC 69.71%. In the PsyCL dataset, which involved dream descriptions, the summary statistics model again demonstrated better performance ($\rho = 0.265$, AUC = 64.41%) relative to TSFRESH-based temporal features ($\rho = 0.222$, AUC = 60.81%), though correlations were weaker overall, likely reflecting task-dependent differences in the nature of the elicited speech. However, the trend reversed in the TOPSY dataset where participants were given one minute to describe each picture; here the TSFRESH-based temporal features model yielded $\rho = 0.625$ and AUC = 82.24%, outperforming all models using semantic features alone, while summary statistics model yielded a lower $\rho = 0.447$ and an AUC = 72.90%.

To better understand which temporal aspects of pause patterns were most informative, we analyzed feature importance scores for the TSFRESH-based temporal features across the three datasets (Figure 2). Interestingly, we observed task-specific patterns in the features that contributed most to predicting FTD scores, which appeared to vary by task and potentially by the typical stage of illness represented in each cohort.

In the TOPSY dataset (Figure 2A), primarily comprising individuals with first-episode psychosis engaged in a structured task, the most important feature was “variance_larger_than_standard_deviation”. This finding, indicating that consistency (or lack of variability) of pause patterns was a highly-ranked predictor of FTD scores, might reflect particular speech strategies or underlying cognitive processes characteristic of early stages of the illness in a structured task context. When exploring this relationship further, we found that there is a weak negative correlation between pause time standard deviation and TLI scores ($\rho = 0.12$, $p = 0.07$), with higher FTD scores generally associated with lower variability in pause durations. This counterintuitive finding suggests that in structured tasks like picture description, participants with greater thought disorganization, particularly in these early phases, may exhibit more stable or constrained overall pause patterns, perhaps as an attempt to manage cognitive load or maintain fluency. For the PsyCL dataset (Figure 2B), TSFRESH-based temporal features have uniform importance, with no particular feature standing out. In contrast, for the AVH dataset (Figure 2C), featuring naturalistic, unstructured speech from individuals generally with established SSD, the most important feature was “large_standard_deviation_r_0.3”, which measures the standard deviation of the top 30% longest pauses. This feature shows a significant positive correlation with FTD scores (Spearman $\rho = 0.43$, $p < 0.001$), indicating that greater variability specifically among longer pauses is associated with higher thought disorder severity in this context. This suggests that participants’ longer pauses, which may occur at points of topic transition or increased

cognitive load, become more varied and unpredictable as disorganization increases in more established illness expressed in spontaneous speech.

Interestingly, and adding a layer of nuance, we observed that “large_standard_deviation_r_0.35” was the second most important feature in the TOPSY (first-episode, structured task) dataset. When we analyzed its correlation with FTD scores, we found a similarly strong positive correlation ($\rho=0.32$, $p<0.001$) as in the AVH (established SSD, unstructured task) dataset. This consistent pattern for the variability of longer pauses, across both structured and unstructured tasks and potentially different illness stages, suggests that while overall pause variability might behave differently (e.g., decrease with disorganization in structured tasks during early psychosis), the instability specifically within extended pauses robustly signals disorganization. This finding highlights that the variability of longer pauses may be a particularly informative and potentially generalizable marker of thought disorganization across diverse speech contexts and clinical presentations.

These findings also suggests that high-dimensional feature sets for pause capturing the dynamic time-varying aspects, on one hand, are exhaustive in their measurement of pause behaviors; on the other hand, they may introduce noise or redundancy that reduces their effectiveness in the context of certain datasets. The robust performance of simple summary statistics—such as pause frequency and duration in open-ended tasks —suggests that these more straightforward temporal metrics may be adequate to capture clinically meaningful disorganization patterns, particularly in the context of open-ended descriptive speech. However, the better performance of TSFRESH-based temporal features in the structured TOPSY task highlights the value of more sophisticated temporal analysis in contexts where speech is more constrained and subtle variations in pause patterns may be more indicative of underlying thought disorganization.

Table 3. Performance comparison of semantic coherence calculation approaches using SimCSE embeddings and NLTK sentence segmentation. TARDIS uses machine learning to predict FTD scores (positive correlation expected); Minimum Aggregation uses single lowest cosine similarity score (negative correlation expected). SimCSE = Simple Contrastive Learning of Sentence Embeddings; Seq = Sequential coherence; Cum = Cumulative centroid. Bold values indicate best performance per metric per dataset.

	AVH				TOPSY				PsyCL			
	TARDIS		Minimum Aggregation		TARDIS		Minimum Aggregation		TARDIS		Minimum Aggregation	
SimCSE	<i>Spearm an Rho</i>	<i>AUC</i>	<i>Spearm an Rho</i>	<i>AUC</i>	<i>Spearm an Rho</i>	<i>AUC</i>	<i>Spearm an Rho</i>	<i>AUC</i>	<i>Spearm an Rho</i>	<i>AUC</i>	<i>Spearm an Rho</i>	<i>AUC</i>
Seq	0.506	68.90 %	-0.287	35.30 %	0.352	69.57 %	-0.200	36.06 %	0.195	70.37 %	0.01	37.96 %
Static Centroid	0.508	71.30 %	-0.449	36.50 %	0.584	79.23 %	-0.336	29.03 %	0.165	72.69 %	-0.153	12.04 %
Cum Centroid	0.518	71.67 %	-0.393	40.96 %	0.463	76.53 %	-0.270	32.97 %	0.387	75.46 %	-0.346	9.72%

3.3. Semantic Coherence - TARDIS Features from Centroid Models are Most Predictive for FTD Scores

We evaluated semantic coherence measures as predictors of FTD scores, replicating the methodology of Xu et al (Xu et al., 2022). across our three datasets. We calculated the performance for all sentence embeddings and coherence measurements, as shown in the supplementary material (Table 3), and for the sake of brevity include only results for the method that was best correlated overall, SimCSE, in Table 3. With SimCSE, the TARDIS approach consistently outperformed the baseline minimum aggregation in all three semantic aggregations (sequential, static centroid, dynamic centroid), which is consistent with prior findings.(Xu et al., 2022) Consequently, results with TARDIS aggregation applied are shown in Table 2, and were used in combination with pause duration features in subsequent modeling efforts. In addition, we found that global (centroid) models were best aligned with human judgement, consistent with our prior research.(Xu et al., 2021) However, while the static centroid method performed best on the TOPSY dataset, the dynamic centroid method performed best on the other two. This may be explained by the difference in task, in that the picture description task used to elicit data for TOPSY may ground the narrative in a static topic. Results from the best-performing centroid method for each set are presented in Table 3, and estimates from these methods were used in subsequent modeling efforts. Across these sets and configurations, and using

NLTK for sentence segmentation (such that pause duration is not considered), both the Spearman correlations between semantic coherence measures and FTD scores, as well as the AUC for identifying severe disorganization, are consistent with prior work (Table 2). The best-performing models using semantic features alone achieved $\rho = 0.518$ (AUC = 71.67%), $\rho = 0.504$ (AUC = 80.08%) and $\rho = 0.387$ (AUC = 75.46%) on the AVH, TOPSY and PsyCL sets respectively.

3.4. Whisper Segmentation Does Not Enhance Semantic Coherence Measures

To assess the impact of segmentation strategies on semantic coherence measures, we compared NLTK with Whisper-derived utterance splits, as shown in Table 2. Whisper segmentation resulted in a slight increase of AUC in the TOPSY datasets, with a decrease in AUC in other two, and a decrease in the Spearman Correlation in all three datasets. This indicates that grammatical approaches to sentence segmentation provide a better basis for semantic coherence measures than those derived from Whisper.

3.5. Pause Duration and Semantic Features are Complementary

Results with integration of independent models are shown in Table 4, with improvements over models using either pause duration or semantic features in all three datasets. The table shows results generated using two strategies for integrating pause features with semantic coherence measures, introduced in the Integration Strategies section: early fusion and late fusion. As shown in Table 4, late fusion consistently outperformed early fusion for Spearman ρ . In the AVH dataset, late fusion with pause time summary statistics and NLTK-segmented semantic features achieved a correlation of $\rho = 0.531$, surpassing semantic-only models on NLTK segments ($\rho = 0.442$) and early fusion strategies ($\rho = 0.517$). Similar trends emerged in the PsyCL dataset, where late fusion between NLTK segments with summary statistics yielded an average $\rho = 0.403$ compared to $\rho = 0.387$ for semantic-only models. In the TOPSY dataset, late fusion achieved the highest performance for semantic features with TSFRESH-based temporal features, which improved the best correlation from 0.625 (temporal-only) to 0.649. In contrast, early fusion strategies only perform better in AUC for AVH dataset, with a highest AUC of 78.07% when concatenating the TSFRESH-based temporal features with the semantic features from NLTK segments. However, the corresponding Spearman correlation is 0.514 which is still lower than with late fusion. This suggests that combining heterogeneous features into a single input vector introduces redundancy or noise, diminishing predictive power, as concatenation may dilute the unique contributions of pause and semantic features to the disorganization predictions. These findings together highlight the complementary nature of pause time and semantic features in modeling thought disorganization. Late fusion, by preserving the distinct contributions of each modality, offers a scalable framework for enhancing predictive validity. In general, the results provide motivation for combined use of pause summary statistics and coherence measures in automated tools to measure thought disorganization.

Table 4. Performance of early and late fusion approaches combining pause and semantic features compared to best individual models. Early fusion concatenates features before training; Late fusion averages predictions from separate models. Best individual model uses optimal single feature set per dataset. SimCSE = Simple Contrastive Learning of Sentence Embeddings. Bold values show highest performance per column.

		AVH [†]		TOPSY [‡]		PsyCL [†]	
		<i>Spearman Rho</i>	<i>AUC</i>	<i>Spearman Rho</i>	<i>AUC</i>	<i>Spearman Rho</i>	<i>AUC</i>
Best individual model		0.518	71.67%	0.625	82.24%	0.387	75.46%
Late Fusion	summary statistics + semantic features	0.531	72.41%	0.552	77.76%	0.403	80.01%
	TSFRESH-based temporal features + semantic features	0.528	75.81%	0.649	83.09%	0.337	73.15%
Early Fusion	summary statistics + semantic features	0.514	78.07%	0.565	76.68%	0.277	72.69%
	TSFRESH-based temporal features + semantic features	0.517	71.95%	0.58	78.69%	0.358	75.00%

3.6. Task-Dependent Associations Between Pause Duration and Semantic Coherence

With Whisper segmentation, both sequential coherence and pause duration result in a single measurement for each pair of successive sentences, permitting an assessment of the correlation between measurements from each of these modalities. The relationship between sentence-level coherence and pause time varies significantly across datasets, reflecting differences in task structure and speech context, as shown in Table 5. In the AVH and PsyCL datasets, slight negative correlations emerged between pause duration and sequential coherence measures. This indicated that

longer pauses were associated with *reduced* sentence-to-sentence coherence, suggesting that longer pauses accompany semantic shifts in open-ended speech. Strikingly, the TOPSY dataset showed no significant correlation between pause duration and coherence measurements, suggesting that picture description tasks may alter variability in speech patterns and/or the flow of ideas, obscuring the link between the timing and semantics of speech. These weak correlations provide direct evidence that pause features and semantic coherence capture largely independent aspects of speech disorganization, supporting our finding that their integration consistently improves predictive performance through complementary rather than redundant information.

Table 5. Spearman correlations between pause durations and sequential semantic similarity at the sentence level across embedding methods. Correlations computed between pause time preceding each sentence and semantic similarity to previous sentence. Bold values indicate statistically significant correlations ($p < 0.05$).

Sentence-level semantic vector representation	AVH		TOPSY		PsyCL	
	<i>Spearman Rho</i>	<i>p-value</i>	<i>Spearman Rho</i>	<i>p-value</i>	<i>Spearman Rho</i>	<i>p-value</i>
Skip-gram embeddings	-0.078	<0.01	-0.054	0.23	-0.162	<0.01
TF-IDF weighted skip-gram embeddings	-0.016	<0.285	0.064	0.153	-0.084	<0.01
Sum of the BERT token embeddings	-0.061	<0.01	0.040	0.370	-0.042	0.070
Second-to-last layer of BERT hidden state embeddings	-0.099	<0.01	-0.002	0.957	-0.066	<0.01
BERT CLS token embeddings	-0.136	<0.01	-0.050	0.269	-0.110	<0.01
Sentence-BERT embeddings	-0.107	<0.01	0.016	0.723	-0.154	<0.01
SimCSE embeddings	-0.084	<0.01	-0.083	0.067	-0.110	<0.01
DiffCSE embeddings	-0.076	<0.01	-0.031	0.482	-0.135	<0.01

To contextualize these findings, we analyzed the CV in sentence-level coherence across three categories of metrics based on SimCSE sentence embedding: sequential coherence, static centroid and cumulative centroid methods. As shown in Table 6, TOPSY exhibited the lowest variability across all metric types, especially for sequential (28.79%) and static centroid (18.15%), consistent with the structured format of the picture description task, which limits topic divergence. Conversely, AVH and PsyCL, with open-ended prompts, demonstrated higher variability. With AVH, the CV for sequential coherence was 40.46%, while its cumulative centroid methods showed reduced variability (28.49%). With the PsyCL dataset we found intermediate CV values compared with other two datasets, as one might anticipate given that the task of dream description is more constrained than the audio diary task, but not as constrained as a picture description. With respect to methodological differences, cumulative centroid methods consistently yielded lower CV values compared to sequential approaches across all datasets. In AVH, cumulative centroid methods reduced variability by 11.97%, in PsyCL, by 13.84%, and in TOPSY, by 10.64%. This pattern suggests that cumulative centroid methods, which aggregate semantic context across sentences, stabilize coherence measurements by mitigating localized disruptions, which may explain in part their apparent advantages for the detection of thought disorganization.

Table 6. Coefficient of variation (CV) for sentence-level semantic coherence across coherence calculation methods using SimCSE embeddings. $CV = \text{standard deviation}/\text{mean} \times 100\%$. Lower CV indicates more consistent coherence within transcripts.

	AVH	TOPSY	PsyCL
Sequential	40.46%	28.79%	43.53%
Static Centroid	41.38%	31.14%	39.01%
Cumulative Centroid	28.49%	18.15%	29.69%

These findings highlight the critical role of task structure in shaping the relationship between pause times and coherence measures. Structured tasks, such as TOPSY’s picture description, suppress natural speech variability, reducing the sensitivity of coherence measures to disruptions. Conversely, unstructured tasks, such as audio diaries and dream descriptions, amplify variability and enhance the detection of coherence disruptions linked to thought disorganization. These patterns are strongly dataset-dependent, with data from each task exhibiting distinct relationships between pause times and coherence metrics. For clinical applications, this underscores the importance of aligning both task design and analytical frameworks to strengthen signal related to the construct of interest.

3.7. Associations Between Pause Time Summary Statistics and Clinical Ratings

To explore the extent to which individual features are associated with clinical ratings, we further analyzed the Spearman correlations between the six pause summary statistics and FTD scores across the three datasets, revealing

task-dependent patterns, as shown in Table 7. These findings are further contextualized by variability in sentence-level coherence (Table 6). In the AVH dataset, TALD scores correlate strongly with number of pauses ($\rho = 0.507$, $p < 0.05$) and transcript length ($\rho = 0.437$, $p < 0.05$), as participants with higher ratings for disorganization tended to have longer transcripts. With respect to other features, the TOPSY dataset (structured picture descriptions from FEP cohort) shows a paradoxical pattern: while the number of pauses correlates positively with TLI scores ($\rho = 0.524$, $p < 0.05$), mean pause duration ($\rho = -0.271$, $p < 0.05$) and pause proportion ($\rho = -0.200$, $p < 0.05$) exhibited inverse but weaker relationships. This likely reflects compensatory behavior in structured tasks—participants with disorganization, particularly in earlier stages of psychosis, may still pause more frequently, but shorten individual pauses to maintain coherence, a strategy supported by TOPSY’s low variability in cumulative centroid coherence ($CV = 14.99\%$), which stabilizes measurements of global coherence. In the PsyCL dataset, all pause features showed weak, non-significant correlations with TLC scores (e.g., number of pauses: $\rho = 0.126$, $p > 0.05$), perhaps due to the limited sample size ($n = 43$), but still in the same directions as AVH dataset.

These results indicate different relationships between task structure and how pauses relate to thought disorganization. Structured tasks like the picture description task used to elicit data for TOPSY may suppress variability in topic, reducing sensitivity to disorganization but revealing a tendency toward pressure of speech, a separate manifestation of thought disorder, through inverse pause duration correlations. Open-ended tasks like the audio diary task used to elicit the AVH transcripts provide opportunities for participants to change topics an increase in the variability of semantic coherence measures, linking pauses directly to disorganization, while tasks involving recollection such as dream descriptions may induce pauses related to memory retrieval as well. The complementary role of pause and coherence metrics is evident in their combined ability to disentangle these patterns: pauses index behavioral adaptations, while coherence metrics capture semantic disruptions. This dual perspective, particularly when using cumulative centroid methods to reduce variability, enhances alignment with human ratings across contexts. These findings further support that our methods of integrating pause dynamics and coherence measures generalize across various communication styles, which balance the ecological validity with clinical interpretability in disorganization assessment.

Table 7. Spearman correlations between individual pause summary statistics and thought disorder severity scores. Bold values indicate statistically significant correlations ($p < 0.05$).

Spearman Rho	Max pause time	Mean pause time	Median pause time	Min pause time	Number of pauses	Pause proportion
AVH (TALD)	0.135	-0.154	-0.185	-0.147	0.507	0.013
TOPSY (TLI)	-0.161	-0.271	-0.230	-0.06	0.524	-0.200
PsyCL (TLC)	0.076	0.034	0.070	0.012	0.126	0.055

3.8. Using ASR instead of Manual Transcription

We evaluated the performance of ASR using WhisperX package compared to manual transcription, focusing on the AVH dataset as a benchmark. The WER and CER were calculated to assess the accuracy and consistency of the ASR-generated transcripts. The WER was 14.5%, and the CER was 9.2%. These rates represent a notable improvement over those obtained using the base OpenAI Whisper model directly on the same data, which resulted in a WER of 21.3% and CER of 17.0%. These reduced error rates achieved by WhisperX, reflecting substantially improved transcription accuracy and fewer hallucinations compared to the base Whisper model, are considered crucial for the integrity of our downstream analyses focusing on semantic coherence and pause-time dynamics. While the impact of ASR errors on downstream clinical classification can be complex, with some research suggesting that certain error patterns might even contain useful diagnostic signals in tasks like dementia detection, (Li et al., 2024) our aim was to minimize the impact of transcription inaccuracies and to assess how intrinsic speech features relate to clinically-rated thought disorganization. For analyzing semantic coherence and precise pause timings, higher transcription fidelity is generally presumed to be beneficial. To further investigate the relationship between ASR performance and thought disorganization, we assessed the correlation between WER and the TALD scores. A statistically significant positive correlation was observed ($\rho = 0.24$, $p < 0.01$), suggesting that higher levels of thought disorganization are associated with increased transcription errors. This finding aligns with the expectation that disorganized speech patterns, such as derailment or incoherence, may pose greater challenges for ASR systems. These results indicate that Whisper-based ASR provides a robust alternative to manual transcription, with transcription accuracy that is adequate for the quantification of incoherence. However, the positive correlation between WER and FTD scores highlights the need for further refinement of ASR models to better handle speech patterns associated with severe thought disorganization. Future work could explore fine-tuning ASR models on

datasets with higher levels of disorganization or incorporating domain-specific adaptations to improve transcription accuracy in clinical contexts. These findings support the feasibility of using ASR for large-scale studies of thought disorganization, while also underscoring the importance of considering the impact of speech characteristics on transcription quality.

4. General Discussion

This study demonstrates that pause features significantly enhance the automated detection of thought disorganization when integrated with semantic coherence metrics. Our findings reveal that pause features independently predict clinical FTD scores and complement semantic coherence measures, offering a multimodal framework that improves alignment with human ratings across diverse speech contexts. These results clarify the features marking the clinical manifestation of disorganized speech in psychosis and provide actionable insights for refining clinical assessment tools, in line with the emerging agenda of employing computational linguistics in clinical psychiatry.(Corona Hernández et al., 2023)

A key finding is that pause features including summary statistics (maximum, mean, median, minimum pause durations, pause frequency, and proportion of pause time), and TSFRESH-based high-dimensional features robustly predicted FTD scores across all three datasets. Of critical importance is the fact that the TALD (for AVH dataset) and TLI (for TOPSY dataset) ratings were derived from manual transcripts with raters having no access to pause information. This suggests that pauses are not merely artifacts of speech production but reflect intrinsic cognitive disruptions that correlate with manifestations of thought disorganization that are apparent to human observers when they examine transcribed speech outputs. The work from Lesh and Sharpe.(Lesh et al., 2011; Sharpe et al., 2025) suggest that impaired context processing, which reflects the inability to maintain and utilize task-relevant information, underlies cognitive disruption in schizophrenia. Such deficits may manifest behaviorally as more pauses, as individuals struggle to integrate prior context with ongoing speech, resulting in fragmented output.(Hart & Lewine, 2017) This mechanistic overlap suggests that pause frequency captures disruptions in the dynamic interplay between cognitive control and language production, a hallmark of thought disorder.

Interestingly, in TOPSY, the inverse relationship between mean pause duration ($\rho = -0.271$) and proportion of pause time ($\rho = -0.200$) with TLI may indicate compensatory mechanisms: untreated patients with psychosis and more prominent disorganization might pause more frequently but shorten individual pauses to adhere to task demands, masking overt incoherence. Though this may appear counterintuitive, these findings are supported by Matthews et al., (Matthews et al., 2014) who demonstrated that, under conditions with minimal working memory (WM) maintenance demands, individuals with schizophrenia exhibit enhanced visuospatial imagery manipulation (evidenced by faster response times) despite an overall WM maintenance deficit.

The integration of pause features with semantic coherence metrics consistently improved alignment with human judgement compared to models using either feature type alone across all datasets, particularly through late fusion strategies which average two independent models' outputs. This demonstrates that pause features and transcript semantic features capture complementary aspects of disorganization. This synergy is likely rooted in their distinct mechanistic origins: coherence metrics reflect semantic planning deficits, while pauses index disruptions in speech motor control or cognitive load. Averaging the result from two models preserves the interpretability of each feature set while leveraging their combined predictive power. Importantly, the performance improvements achieved by the best-performing fusion model relative to the semantic-only baseline were robust and consistent across diverse model configurations, as shown in STable 1. Specifically, Spearman correlation increased in all 24 model configurations in CCC package (8 different embedding approaches times 3 different coherence similarity calculations) across all three datasets (AVH, TOPSY, and PsyCL), while AUC improved in all 24 configurations for AVH and TOPSY, and in 18 out of 24 configurations for PsyCL. Furthermore, Wilcoxon signed-rank tests were conducted separately for each evaluation metric (Spearman ρ and AUC) and dataset confirmed statistically significant improvements ($p < 0.05$) in all six cases. These consistent and statistically supported gains validate the added value of pause-time features when combined with semantic-only models.

Furthermore, our results underscore that pause patterns and coherence metrics are highly task-dependent, and may also reflect differences related to the stage of psychosis among the participant cohorts. For instance, the TOPSY dataset predominantly included individuals with first-episode psychosis, while the AVH and PsyCL datasets involved participants with more established schizophrenia spectrum disorders. This difference in illness trajectory,

alongside task structure, could contribute to the observed variations in speech patterns. In the picture description task used in TOPSY, the focus on the picture provided tends to constrain speakers' responses, leading to less variability in coherence measures. In contrast, open-ended tasks, like those used to develop the AVH and PsyCL datasets, provide more variability in semantic coherence. The unstructured nature of these narratives allows for a more spontaneous expression of thought disorder, with greater fluctuations in semantic coherence that may provide a more detailed reflection of the underlying cognitive disruptions. These task-dependent and potentially illness-stage-related differences suggest that both the mode of speech elicitation and the clinical characteristics of the cohort can significantly influence the manifestation and detection of disorganized speech. (Cohen et al., 2016) While structured tasks facilitate standardized scoring and control over extraneous variables, they may inadvertently mask the intrinsic variability associated with formal thought disorder. Open-ended tasks, on the other hand, reveal the natural flow of speech, which may elicit the full spectrum of disorganization as speakers struggle to organize their thoughts in a less constrained setting. Leveraging such narrative data in future analyses could enhance the sensitivity and ecological validity of automated diagnostic tools, ultimately improving our ability to detect and characterize thought disorder in clinical populations.

5. Limitations and Future Directions

Several limitations warrant consideration. First, the heterogeneity of FTD scores (TALD, TLI, TLC) complicates direct comparisons across datasets, though our task-specific analyses mitigate this issue to some degree. Second, the small sample sizes in all three datasets may limit the generalizability of findings and preclude robust statistical validation of differences in model performance. In particular, while confidence intervals (CIs) are often used to quantify uncertainty and demonstrate performance improvements, the limited number of transcripts—and especially the small number of positive-class examples—results in wide and unstable CIs that make such statistical comparisons unreliable. Replication in larger datasets is needed to support formal CI-based comparisons. Third, our approach relies on ASR-generated transcripts with metadata from OpenAI's Whisper. While Whisper ASR achieved low error rates, its performance degraded with severe disorganization, highlighting the need for psychosis-specific fine-tuning. Finally, the integration strategy used—post-hoc averaging of predictions from separate pause and semantic-based models—may oversimplify the complex interplay between temporal and semantic features, suggesting that more sophisticated fusion methods might further enhance predictive performance.

While our models predict clinically rated FTD scores significantly above chance, a portion of the variance in the scores remains unexplained. This is likely because FTD is a multifaceted syndrome influenced by factors other than pause dynamics and semantic coherence. (Andreasen & Grove, 1986; Roche et al., 2015) For example, other speech characteristics not explicitly modelled, such as varied syntactic, lexical, or prosodic features known to be relevant in assessing cognitive and thought disorders, could contribute. (Elleuch et al., 2025a, 2025b; Voleti et al., 2019) Furthermore, unmeasured individual factors, including other concurrent clinical symptoms like alogia or differing cognitive profiles, likely play a role. (Berenbaum et al., 2008; Cohen et al., 2014) Finally, the inherent subjectivity in applying clinical rating scales and the structural limitations of these scales themselves can also account for some of this unexplained variance. Future research exploring these broader elements may improve predictive accuracy.

Future directions should also focus on enhancing both the temporal and semantic modeling of disorganized speech. In particular, research could benefit from the application of transformer-based models or other deep learning architectures that are capable of capturing the dynamic, real-time interplay between pause patterns and sentence-level coherence. Longitudinal studies are needed to assess the utility of these enhanced models in tracking changes in thought disorder severity over time. Furthermore, extending this work to include speakers of diverse linguistic and cultural backgrounds will be critical for ensuring that these diagnostic tools are broadly applicable. Finally, given adequately sized datasets, refining ASR systems through psychosis-specific fine-tuning could improve transcription accuracy for severely disorganized speech, thereby boosting the performance and reliability of multimodal assessments in clinical settings.

6. Conclusion

This study demonstrates that integrating pause features with sentence-level coherence metrics substantially improves the automated prediction of thought disorganization in clinical populations. Our results show that simple, interpretable pause time summary statistics are robust predictors of clinical disorganization and, when combined with semantic coherence measures, offering a scalable, multimodal tool for objective assessment. Importantly, the findings reveal task-dependent patterns, which may also interact with the stage of illness represented in the datasets. While unstructured speech in the AVH dataset (participants with established SSD) links longer or more frequent

pauses directly to disorganization, the structured picture description task used in TOPSY (participants with FEP) appears to elicit compensatory strategies that manifest as more frequent but shorter pauses. Such differences could reflect not only the cognitive demands of the task but also evolving speech characteristics or coping mechanisms at different phases of psychotic illness. Overall, this work provides a promising roadmap for refining automated task-adapted diagnostic tools for formal thought disorder, with the potential to inform earlier detection of imminent psychotic episodes to improve health outcomes in schizophrenia-spectrum disorders.

Acknowledgments

This study was supported by NIH 1U01MH135901. Data acquisition for AVH was funded by National Institute of Mental Health (R01MH112641). Data acquisition for TOPSY was funded by Canadian Institutes of Health Research (FDN 154296) to LP and Academic Medical Organization of Southwest Ontario (Opportunities Grant 2016). Data acquisition for PsyCL was funded by NIH K23 MH130750 (ST) and the Brain and Behavior Research Foundation Young Investigator Grant (ST). We acknowledge the support of TalkBank (talkbank.org) and the DISCOURSE consortium (<https://discourseinpsychosis.org/>). L. Palaniyappan's research is supported by Monique H. Bourgeois Chair in Developmental Disorders and the Graham Boeckh Foundation. He receives a salary award from the Fonds de recherche du Québec-Santé (FRQS: [366934](#)).

Disclosures

SXT owns equity and serves on the board and as a consultant for North Shore Therapeutics, received research funding and serves as a consultant for Winterlight Labs, is on the advisory board and owns equity for Psyrin, and serves as a consultant for Catholic Charities Neighborhood Services and LB Pharmaceuticals. LP reports personal fees for serving as chief editor from the Canadian Medical Association Journals, speaker honorarium from Janssen Canada and Otsuka Canada, SPM Course Limited, UK; book royalties from Oxford University Press; investigator-initiated educational grants from Otsuka Canada outside the submitted work, in the last 5 years.

Declaration of generative AI and AI-assisted technologies in the writing process

During the preparation of this work the author(s) used Claude Sonnet 4 (Anthropic) to assist with manuscript preparation. The AI tool was used solely to improve readability, clarity, and adherence to journal formatting guidelines. All scientific content, data analysis, interpretation of results, and conclusions remain entirely the work of the authors. After using this tool/service, the author(s) reviewed and edited the content as needed and take(s) full responsibility for the content of the publication.

Author contributions

Feng Chen: Conceptualization, Data curation, Formal analysis, Methodology, Visualization, Writing – original draft, Writing – review and editing
Weizhe Xu: Conceptualization, Software, Methodology, Writing – review and editing
Changye Li: Conceptualization, Writing – review and editing
Serguei Pakhomov: Conceptualization, Supervision, Writing – review and editing
Alex Cohen: Conceptualization, Methodology, Investigation, Supervision, Writing – review and editing
Simran Bhola: Data curation, Investigation, Writing – review and editing
Sandy Yin: Data curation, Investigation, Writing – review and editing
Sunny X Tang: Resources, Data curation, Investigation, Writing – review and editing
Michael Mackinley: Data curation, Investigation, Writing – review and editing
Lena Palaniyappan: Conceptualization, Resources, Data curation, Supervision, Writing – review and editing
Dror Ben-Zeev: Data curation, Resources, Funding acquisition, Supervision, Writing – review and editing
Trevor Cohen: Conceptualization, Methodology, Supervision, Funding acquisition, Writing – original draft, Writing – review and editing

Figure 1. Workflow diagram of the coherence prediction using semantic and pause features. Pipeline shows feature extraction from WhisperX transcripts, calculation of pause and semantic metrics, and two integration strategies. Early fusion concatenates features before training a single model; late fusion averages predictions from separate pause and semantic models. ASR = Automatic Speech Recognition; SVR = Support Vector Regression; NLTK = Natural Language Toolkit; TARDIS = Time-series Augmented Representations for Detection of Incoherent Speech. FTD = Formal Thought Disorder.

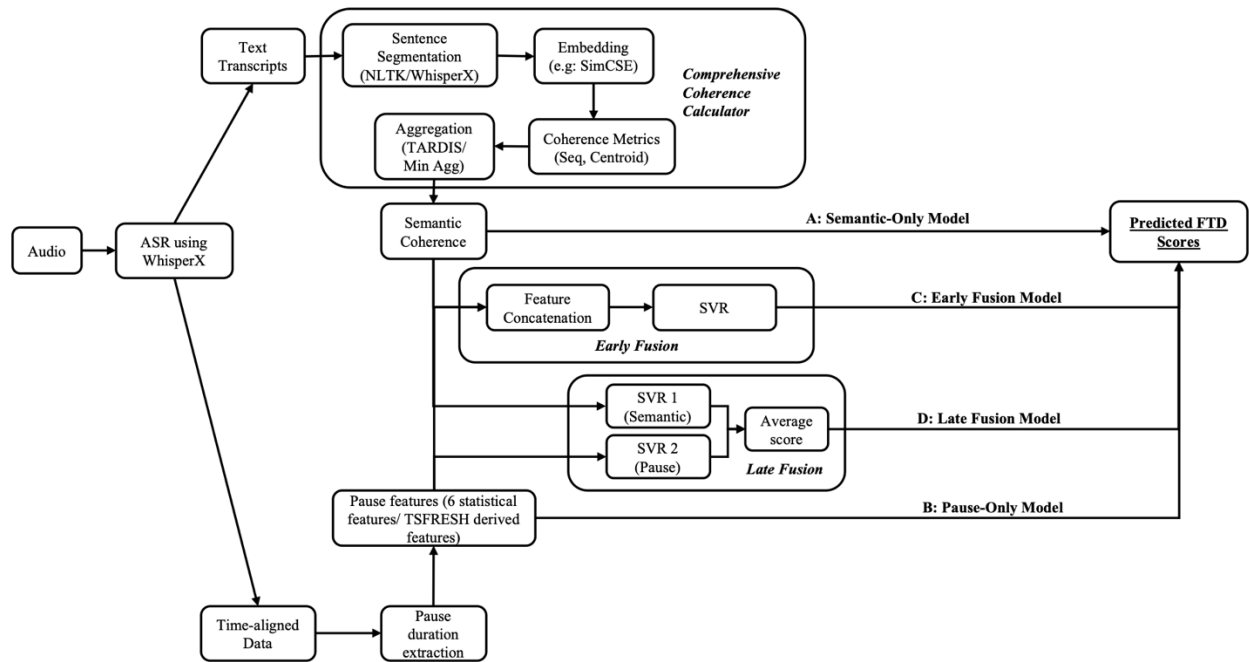
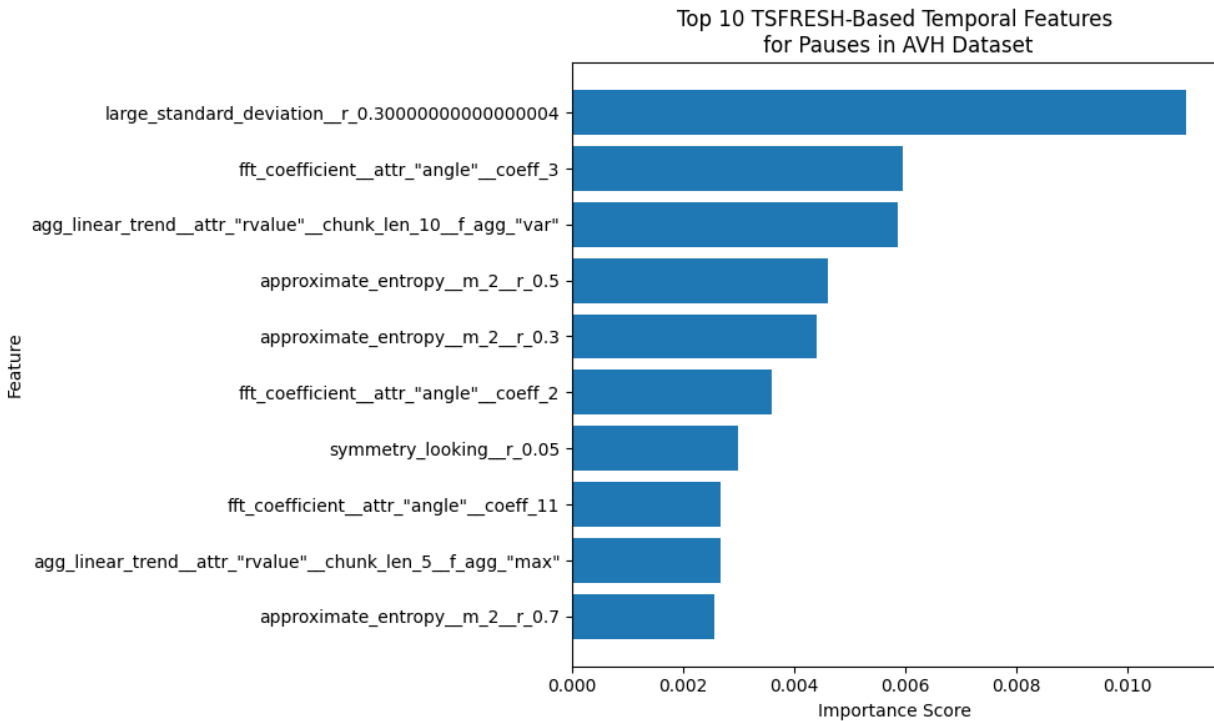
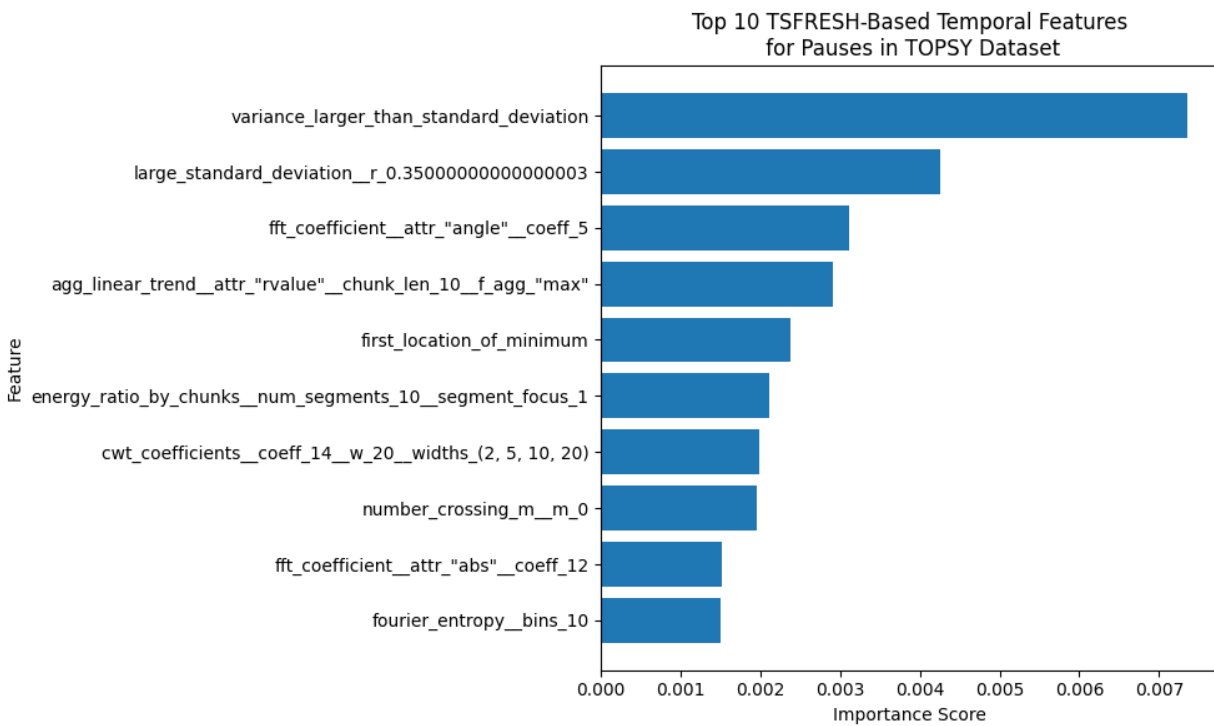


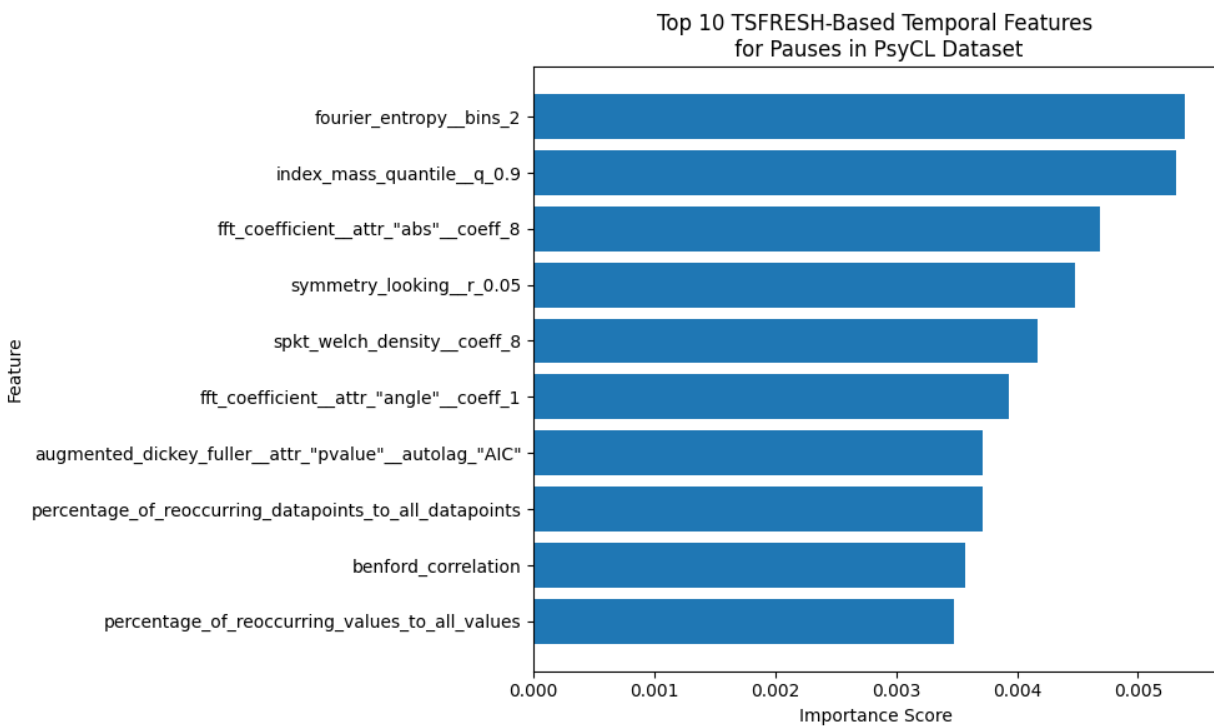
Figure 2. Feature importance in pause time TSFRESH-based temporal features for disorganization prediction 2A.



2B.



2C.



References

- Abdi, H. (2010). Coefficient of variation. *Encyclopedia of research design*, 1(5), 169-171.
- Andreasen, N. C. (1986). Scale for the assessment of thought, language, and communication (TLC). *Schizophrenia bulletin*, 12(3), 473.
- Andreasen, N. C., & Grove, W. M. (1986). Thought, language, and communication in schizophrenia: diagnosis and prognosis. *Schizophrenia bulletin*, 12(3), 348-359.
- Angelopoulou, G., Kasselimis, D., Varkanitsa, M., Tsolakopoulos, D., Papageorgiou, G., Velonakis, G., Meier, E., Karavassilis, E., Pantoleon, V., & Laskaris, N. (2024). Investigating silent pauses in connected speech: integrating linguistic, neuropsychological, and neuroanatomical perspectives across narrative tasks in post-stroke aphasia. *Frontiers in Neurology*, 15, 1347514.
- Bain, M., Huh, J., Han, T., & Zisserman, A. (2023). Whisperx: Time-accurate speech transcription of long-form audio. *arXiv preprint arXiv:2303.00747*.
- Bedi, G., Carrillo, F., Cecchi, G. A., Slezak, D. F., Sigman, M., Mota, N. B., Ribeiro, S., Javitt, D. C., Copelli, M., & Corcoran, C. M. (2015). Automated analysis of free speech predicts psychosis onset in high-risk youths. *npj Schizophrenia*, 1(1), 1-7.
- Ben-Zeev, D., Buck, B., Chander, A., Brian, R., Wang, W., Atkins, D., Brenner, C. J., Cohen, T., Campbell, A., & Munson, J. (2020). Mobile RDoC: using smartphones to understand the relationship between auditory verbal hallucinations and need for care. *Schizophrenia Bulletin Open*, 1(1), sgaa060.
- Berenbaum, H., Kerns, J. G., Vernon, L. L., & Gomez, J. J. (2008). Cognitive correlates of schizophrenia signs and symptoms: I. Verbal communication disturbances. *Psychiatry research*, 159(1-2), 147-156.
- Berisha, V., & Liss, J. M. (2024). Responsible development of clinical speech AI: Bridging the gap between clinical research and technology. *NPJ Digital Medicine*, 7(1), 208.
- Bird, S. (2006). NLTK: the natural language toolkit. Proceedings of the COLING/ACL 2006 Interactive Presentation Sessions,
- Bird, S., Klein, E., & Loper, E. (2009). *Natural language processing with Python: analyzing text with the natural language toolkit*. " O'Reilly Media, Inc."
- Bredin, H. (2023). pyannote. audio 2.1 speaker diarization pipeline: principle, benchmark, and recipe. 24th INTERSPEECH Conference (INTERSPEECH 2023),
- Christ, M., Braun, N., Neuffer, J., & Kempa-Liehr, A. W. (2018). Time series feature extraction on basis of scalable hypothesis tests (tsfresh—a python package). *Neurocomputing*, 307, 72-77.
- Ciampelli, S., Voppel, A., De Boer, J., Koops, S., & Sommer, I. (2023). Combining automatic speech recognition with semantic natural language processing in schizophrenia. *Psychiatry research*, 325, 115252.
- Cohen, A. S., Mitchell, K. R., Docherty, N. M., & Horan, W. P. (2016). Vocal expression in schizophrenia: Less than meets the ear. *Journal of Abnormal Psychology*, 125(2), 299.
- Cohen, A. S., Mitchell, K. R., & Elvevåg, B. (2014). What do we really know about blunted vocal affect and alogia? A meta-analysis of objective assessments. *Schizophrenia research*, 159(2-3), 533-538.
- Çokal, D., Zimmerer, V., Turkington, D., Ferrier, N., Varley, R., Watson, S., & Hinzen, W. (2019). Disturbing the rhythm of thought: Speech pausing patterns in schizophrenia, with and without formal thought disorder. *PloS one*, 14(5), e0217404.
- Corcoran, C. M., Carrillo, F., Fernández-Slezak, D., Bedi, G., Klim, C., Javitt, D. C., Bearden, C. E., & Cecchi, G. A. (2018). Prediction of psychosis across protocols and risk cohorts using automated language analysis. *World Psychiatry*, 17(1), 67-75.
- Corcoran, C. M., Mittal, V. A., Bearden, C. E., Gur, R. E., Hiczenko, K., Bilgrami, Z., Savic, A., Cecchi, G. A., & Wolff, P. (2020). Language as a biomarker for psychosis: a natural language processing approach. *Schizophrenia research*, 226, 158-166.
- Corona Hernández, H., Corcoran, C., Achim, A. M., De Boer, J. N., Boerma, T., Brederoo, S. G., Cecchi, G. A., Ciampelli, S., Elvevåg, B., & Fusaroli, R. (2023). Natural language processing markers for psychosis and other psychiatric disorders: emerging themes and research agenda from a cross-linguistic workshop. *Schizophrenia bulletin*, 49(Supplement_2), S86-S92.
- Dalal, T. C., Liang, L., Silva, A. M., Mackinley, M., Voppel, A., & Palaniyappan, L. (2025). Speech based natural language profile before, during and after the onset of psychosis: A cluster analysis. *Acta Psychiatrica Scandinavica*, 151(3), 332-347.
- De Boer, J., Voppel, A., Brederoo, S., Schnack, H., Truong, K., Wijnen, F., & Sommer, I. (2023). Acoustic speech markers for schizophrenia-spectrum disorders: a diagnostic and symptom-recognition tool. *Psychological medicine*, 53(4), 1302-1312.

- El Boukkouri, H., Ferret, O., Lavergne, T., & Zweigenbaum, P. (2019). Embedding strategies for specialized domains: Application to clinical entity recognition. Proceedings of the 57th Annual Meeting of the Association for Computational Linguistics: Student Research Workshop,
- Elleuch, D., Chen, Y., Luo, Q., & Palaniyappan, L. (2025a). Relationship between grammar and schizophrenia: a systematic review and meta-analysis. *Communications Medicine*, 5(1), 1-14.
- Elleuch, D., Chen, Y., Luo, Q., & Palaniyappan, L. (2025b). Speaking of yourself: A meta-analysis of 80 years of research on pronoun use in schizophrenia. *Schizophrenia research*, 279, 22-30.
- Ellevåg, B., Foltz, P. W., Rosenstein, M., & DeLisi, L. E. (2010). An automated method to analyze language use in patients with schizophrenia and their first-degree relatives. *Journal of neurolinguistics*, 23(3), 270-284.
- Ellevåg, B., Foltz, P. W., Weinberger, D. R., & Goldberg, T. E. (2007). Quantifying incoherence in speech: an automated methodology and novel application to schizophrenia. *Schizophrenia research*, 93(1-3), 304-316.
- Geroldinger, A., Lusa, L., Nold, M., & Heinze, G. (2023). Leave-one-out cross-validation, penalization, and differential bias of some prediction model performance measures—a simulation study. *Diagnostic and Prognostic Research*, 7(1), 9.
- Hart, M., & Lewine, R. R. (2017). Rethinking thought disorder. In (Vol. 43, pp. 514-522): Oxford University Press US.
- Hitczenko, K., Cowan, H., Mittal, V., & Goldrick, M. (2021). Automated coherence measures fail to index thought disorder in individuals at risk for psychosis. Proceedings of the seventh workshop on computational linguistics and clinical psychology: improving access,
- Huang, W. R., Zhang, H., Kumar, S., Chang, S.-y., & Sainath, T. N. (2023). Semantic segmentation with bidirectional language models improves long-form asr. *arXiv preprint arXiv:2305.18419*.
- Kircher, T., Krug, A., Stratmann, M., Ghazi, S., Schales, C., Frauenheim, M., Turner, L., Fährmann, P., Hornig, T., & Katzev, M. (2014). A rating scale for the assessment of objective and subjective formal Thought and Language Disorder (TALD). *Schizophrenia research*, 160(1-3), 216-221.
- Krivokapić, J., Styler, W., & Parrell, B. (2020). Pause postures: The relationship between articulation and cognitive processes during pauses. *Journal of Phonetics*, 79, 100953.
- Lesh, T. A., Niendam, T. A., Minzenberg, M. J., & Carter, C. S. (2011). Cognitive control deficits in schizophrenia: mechanisms and meaning. *Neuropsychopharmacology*, 36(1), 316-338.
- Li, C., Xu, W., Cohen, T., & Pakhomov, S. (2024). Useful blunders: Can automated speech recognition errors improve downstream dementia classification? *Journal of biomedical informatics*, 150, 104598.
- Liddle, P. F., Ngan, E. T., Caissie, S. L., Anderson, C. M., Bates, A. T., Quesed, D. J., White, R., & Weg, R. (2002). Thought and Language Index: an instrument for assessing thought and language in schizophrenia. *The British Journal of Psychiatry*, 181(4), 326-330.
- Low, D. M., Bentley, K. H., & Ghosh, S. S. (2020). Automated assessment of psychiatric disorders using speech: A systematic review. *Laryngoscope investigative otolaryngology*, 5(1), 96-116.
- Matthews, N. L., Collins, K. P., Thakkar, K. N., & Park, S. (2014). Visuospatial imagery and working memory in schizophrenia. *Cognitive neuropsychiatry*, 19(1), 17-35.
- Matzinger, T., Pleyer, M., & Żywicznyński, P. (2023). Pause Length and Differences in Cognitive State Attribution in Native and Non-Native Speakers. *Languages*, 8(1), 26.
- Nir, Y., & Tononi, G. (2010). Dreaming and the brain: from phenomenology to neurophysiology. *Trends in cognitive sciences*, 14(2), 88-100.
- Radford, A., Kim, J. W., Xu, T., Brockman, G., McLeavey, C., & Sutskever, I. (2023). Robust speech recognition via large-scale weak supervision. International conference on machine learning,
- Roche, E., Creed, L., MacMahon, D., Brennan, D., & Clarke, M. (2015). The epidemiology and associated phenomenology of formal thought disorder: a systematic review. *Schizophrenia bulletin*, 41(4), 951-962.
- Sass, L., & Parnas, J. (2017). Thought disorder, subjectivity, and the self. *Schizophrenia bulletin*, 43(3), 497-502.
- Sharpe, V., Mackinley, M., Eddine, S. N., Wang, L., Palaniyappan, L., & Kuperberg, G. R. (2025). Selective insensitivity to global vs. local linguistic context in speech produced by patients with untreated psychosis and positive thought disorder. *Biological Psychiatry*.
- Stanislawski, E. R., Bilgrami, Z. R., Sarac, C., Garg, S., Heisig, S., Cecchi, G. A., Agurto, C., & Corcoran, C. M. (2021). Negative symptoms and speech pauses in youths at clinical high risk for psychosis. *npj Schizophrenia*, 7(1), 3.
- Tan, E. J., Sommer, I. E., & Palaniyappan, L. (2023). Language and psychosis: Tightening the association. *Schizophrenia bulletin*, 49(Supplement_2), S83-S85.

- Tang, S. X., Hänsel, K., Cong, Y., Nikzad, A. H., Mehta, A., Cho, S., Berretta, S., Behbehani, L., Pradhan, S., & John, M. (2023). Latent factors of language disturbance and relationships to quantitative speech features. *Schizophrenia bulletin*, 49(Supplement_2), S93-S103.
- Thakore, J., Rapcan, V., & Darcy, S. (2010). Acoustic and temporal analysis of speech: a potential biomarker for schizophrenia. *Medical Engineering & Physics*, 32(9), 1074-1079.
- Van Dyken, P. C., MacKinley, M., Khan, A. R., & Palaniyappan, L. (2024). Cortical Network Disruption is Minimal in Early Stages of Psychosis. *Schizophrenia Bulletin Open*, 5(1), sgae010.
- Voleti, R., Liss, J. M., & Berisha, V. (2019). A review of automated speech and language features for assessment of cognitive and thought disorders. *IEEE journal of selected topics in signal processing*, 14(2), 282-298.
- Weizhe Xu, T. C. (2022). *Coherence*. <https://github.com/LinguisticAnomalies/Coherence>
- Xu, W., Portanova, J., Chander, A., Ben-Zeev, D., & Cohen, T. (2021). The centroid cannot hold: comparing sequential and global estimates of coherence as indicators of formal thought disorder. *AMIA Annual Symposium Proceedings*,
- Xu, W., Wang, W., Portanova, J., Chander, A., Campbell, A., Pakhomov, S., Ben-Zeev, D., & Cohen, T. (2022). Fully automated detection of formal thought disorder with Time-series Augmented Representations for Detection of Incoherent Speech (TARDIS). *Journal of biomedical informatics*, 126, 103998.