
Modeling Fair Play in Detective Stories with Language Models

Eitan Wagner

Department of Computer Science
Hebrew University of Jerusalem
eitan.wagner@mail.huji.ac.il

Renana Keydar

Department of Law and Digital Humanities
Hebrew University of Jerusalem
renena.keydar@mail.huji.ac.il

Omri Abend

Department of Computer Science
Hebrew University of Jerusalem
omri.abend@mail.huji.ac.il

Abstract

Effective storytelling relies on a delicate balance between meeting the reader’s prior expectations and introducing unexpected developments. In the domain of detective fiction, this tension is known as *fair play*, which includes the implicit agreement between the writer and the reader as to the range of possible resolutions the mystery story may have. In this work, we present a probabilistic framework for detective fiction that allows us to define desired qualities. Using this framework, we formally define fair play and design appropriate metrics for it. Stemming from these definitions is an inherent tension between the coherence of the story, which measures how much it “makes sense”, and the surprise it induces. We validate the framework by applying it to LLM-generated detective stories. This domain is appealing since we have an abundance of data, we can sample from the distribution generating the story, and the story-writing capabilities of LLMs are interesting in their own right. Results show that while LLM-generated stories may be unpredictable, they generally fail to balance the trade-off between surprise and fair play, which greatly contributes to their poor quality.

1 Introduction

Storytelling involves implicit rules and qualities, defined by the genre, sometimes referred to as the contract between the writer and reader [Schatz, 1977]. Adhering to these rules frequently poses a delicate balance between opposing qualities. In particular, two such general qualities are **coherence** and **surprise**. A narrative’s coherence is its ability to unify a sequence of details and events into a single meaningful structure [Baerger and McAdams, 1999, Cevasco and Buralli, 2023, Georgiou et al., 2025]. A narrative’s ability to surprise the reader stems from a discrepancy between expectation and reality [Ortony and Partridge, 1987], and is a quality that makes texts remarkable and interesting [Schraw et al., 2001]. Surprise and coherence stand in tension [Fishelov, 2010, Bissell et al., 2025], as nontrivial content must follow the internal logic of the genre.

One genre in which this tension is pivotal is detective fiction. Crime fiction is both extremely popular and well-studied [Sandberg, 2024], with many scholars attempting to identify and model the mechanism that makes “good” detective stories [see, e.g., Bloch et al., 1980]. Crime fiction follows fairly strict conventions, both in terms of the structure [Todorov, 1988, Hühn, 1987] and by the coherent underlying logic, connecting the clues to a solution that “makes sense”, at least in retrospect [Hühn, 1987, Goldman, 2011, Knight, 2003b]. Detective fiction also has an emphasis on its mystery,

with the story typically beginning with an unsolved crime, which accompanies the reader throughout the investigation [Bloch et al., 1980, Scaggs, 2005]. Crime stories typically contain distractions that may mislead the reader throughout the story, maintaining the mysterious nature. This focus on the mystery emphasizes the role of surprise, which is key to many stories [Brewer and Lichtenstein, 1980]. The tension between the qualities led to the rules of **fair play** for detective stories [Hühn, 1987], which combine the requirement to be “fair”, as a measure of coherence, during the “play”, which means that a challenge remains.

Long-range coherence in narratives is an underlying assumption in the design of many benchmarks [Mostafazadeh et al., 2016, Ahuja et al., 2025, Kočíský et al., 2018] and remains challenging for LLMs Hamilton et al. [2025]. The desire for coherence also plays an important role in story generation [Rashkin et al., 2020, Ye et al., 2022, Xie and Riedl, 2024].

Specifically in detective fiction, the coherence aspect has been addressed in some computational work, using it as a testbed for narrative understanding and deductive reasoning [Frermann et al., 2018, Del and Fishel, 2023, Sprague et al., 2024]. Other computational work analyzes surprise in stories based on likelihood or entropy – when the likelihood of the continuation is low or when the belief change is large [Wilmot and Keller, 2020, Vijayaraghavan and Roy, 2023]. However, the elements of surprise and coherence stand in tension with each other, as coherence must rule out unrealistic scenarios, which could have otherwise contributed to the surprise [Hühn, 1987]. Computational analysis of this tension requires a framework that can model both qualities.

The recent rise of LLMs, with their long-range generation capabilities, brings new opportunities both for story generation and for theoretical analysis. LLM-generated stories provide us with an abundance of data for analysis. Moreover, LLMs provide a controlled generation environment in which access to probabilities of various continuations is possible. Additionally, with the rise in popularity of LLMs, their story-writing capabilities are interesting in their own right.

In this work, we analyze fair play in detective fiction in three levels: (1) the literary level (§2), building on existing literary scholarship; (2) the theoretical computational level (§3), that provides a probabilistic framework for the literary qualities, formalizing the intricate dynamics and rules of detective stories as probabilistic properties; and (3) the experimental level, designing metrics (§5.2) and experiments (§5) for the coherence, surprise, and fair play, based on the computational framework.

Our contributions are both theoretical and empirical. Theoretically, we formalize the tension between surprise and coherence as a tradeoff and show that achieving both surprise and coherence is self-contradictory for a single reader model (§4). We show that both qualities can be achieved by using two theoretical readers—one that experiences surprise and one that follows the reasoning of a brilliant detective and coherently interprets the clues. We argue that the true quality of a crime mystery lies in properly handling this tension, which we show is a fundamental limitation for a single language model. Experimentally, we demonstrate how LLMs can be used as various reader models, allowing, in the case of generated stories, for automatic estimation of the proposed metrics (§5). We find that while LLMs succeed in generating misleading stories, they generally fail to balance them with clues that form a coherent outcome (§6).

2 Literary Framework

Literary scholars have offered some useful analyses of the conventions of detective stories [Todorov, 1988], with many attempting to identify and model what makes detective stories “good” or successful [e.g., Bloch et al., 1980]. This ongoing scholarly inquiry seeks to understand not merely how these stories function, but what distinguishes memorable, satisfying mysteries from unremarkable ones. In this section, we provide definitions from the literary domain. In the following section, we will define the terms in a probabilistic framework.

Structure of detective stories. Classical detective novels follow a remarkably consistent pattern in their narrative structure [Hühn, 1987, Knight, 2003a], as evinced by various lists of commandments and golden rules for detective fiction [e.g., Knox and Harrington, 1929]. Consider the typical closed-room mystery: a crime occurs, often murder, and the central puzzle concerns identifying who committed it. This type of narrative, known as a “whodunit” **story**, revolves around discovering the identity of the **culprit** [Knight, 2003a].

The author typically introduces complications through carefully selected characters designed to build the tension, while possibly misleading the reader. These **distractors** serve as red herrings, drawing suspicion away from the true perpetrator until the final revelation. The narrative unfolds in three distinct phases that correspond to how a typical reader experiences the mystery. During the **introduction**, both the crime and potential suspects are presented, but readers are not yet expected to reach conclusions. The **suspicion** phase follows, where the author deliberately guides readers toward believing a distractor is the culprit.¹ Finally, the **revelation** phase unveils the true culprit to the unsuspecting characters and reader [Hühn, 1987].

Clues and detectives. Central to the functioning of crime mysteries are the **clues** that appear throughout the investigation [Hühn, 1987, Moretti, 2000]. These details, scattered across the narrative, should remain incompletely interpreted until the story's resolution. The revelation typically provides a full interpretation of the clues, revealing for each clue its causal relation to the underlying crime.

A recurring motif in crime fiction is the contrast between the **brilliant detective** and the **gullible detective** – whether this latter figure manifests itself as a sidekick or represents an entire police department [Ketović, 2019]. While gullible detectives tend to naively form conclusions based on a set of simply interpreted clues, the brilliant detective possesses the capacity to solve the mystery through an explanation that accounts for all available evidence.

Examples of brilliant detectives are Conan-Doyle's Sherlock Holmes and Christie's Hercule Poirot. In these cases, both the sidekicks (i.e., Watson and Hastings) and the police act as gullible detectives.

Dual narratives: crime and investigation. Literary studies view detective fiction as operating on two interconnected levels. The **crime** level represents the true sequence of events that the narrative seeks to uncover – this is the actual story of what happened, the reason for the mystery, and includes the identity of the real culprit [Bloch et al., 1980]. Running parallel to this hidden truth is the **investigation** level, which constitutes the told story wherein an investigative process attempts to solve the mystery [Todorov, 1988, Hühn, 1987, Bloch et al., 1980].

These two levels are mediated in two forms of discourse—the crime level unfolds by the detective's investigation, and the investigation level is told to the reader by the narrator [Hühn, 1987]. The first form is **internal**, revealing the crime to the characters, and the second form is **external**, aimed at the reader outside the story.

For example, in Sherlock Holmes stories, the story of the crime unfolds by Holmes' deductions and discoveries, and becomes apparent to the characters in the story. The story of the investigation is told by Watson, who is the narrator, and is directed to the reader.

Reader's role. The reader's role is central in narratological theory, recognizing the implied reader as the image of the recipient that the author envisioned while crafting the work [Booth, 1983, Schmid, 2014]. In detective stories, the reader's role takes on special significance because readers are often assumed to "participate" actively in the investigation process [Hühn, 1987, Saunders, 2019, Link, 2023b]. Moreover, in many stories, the detective's sidekick clearly states that he is writing the story, so the story itself addresses the reader [Todorov, 1988]. This instigates an "internal" form of participation, where the reader is invited to participate in the challenge, which the gullible detectives fail at. Some stories involve multiple implied readers, as commonly seen in children's literature designed to be understood differently by young readers and adults [Richardson, 2007]. Specifically, children's detective stories provide clearly solvable puzzles (e.g., by grown-ups) that are challenging for the intended age-group [Veldhuizen, 2023]. Similarly, detective stories can be read through the eyes of multiple investigators with different competence levels, with the brilliant detective as the grown-up who solves the mystery for the child.

Coherence and Surprise. Successful detective fiction maintains both coherence and surprise, in the eye of the reader. Narrative **coherence**, in general, describes the quality of a narrative as a unified structure [Baerger and McAdams, 1999, Cevasco and Buralli, 2023]. In detective fiction, this type of coherence has special importance whereby the sequence of clues in the story, together with the conclusion, "make sense" when viewed in retrospect [Goldman, 2011]. "Whodunit" stories are also

¹A story may contain many distractors. We focus on a common case where there is a prominent distractor that suspicion is cast on, and whose innocence is proven only together with the final revelation.

arranged to create a **surprise**. Memorable detective stories achieve both qualities simultaneously—the ending shocks the reader while also making perfect sense upon reflection [Singer, 1984, Knight, 2003a].

Fair Play. Many writers attempted to define the implicit rules of detective fiction [Knox and Harrington, 1929]. A core component in these rules is the concept of **fair play** [Steele, 1981, Knight, 2003a, Effron, 2017, Link, 2023a]. A story achieves fair play when a reader possesses the theoretical ability to solve the mystery without requiring an explicit solution. Fair play also implicitly assumes that a challenge is posed and the solution is nontrivial, thus worthy of playing.

In contrast stands a **Deus ex Machina** story, where clues contribute nothing meaningful to the eventual resolution [Sallas, 2024]. In detective stories, this manifests when the investigation process throughout the narrative has minimal impact on uncovering the mystery’s solution. Such stories generally receive criticism as being of poor quality, as they violate an implicit convention of the genre [Effron, 2017]. Rules such as fair play are “external” to the story as they form an implicit contract between the actual writer and reader, regardless of the detective’s reasoning process.

Simple examples of fair play are in children’s detective stories, such as Nancy Drew² and Encyclopedia Brown.³ Deus ex machina in a detective story can be in a case where conclusive evidence, like fingerprints or CCTV footage, is suddenly discovered, with no connection to previous clues. A famous example, not from detective fiction, is in War of the Worlds.

3 The Probabilistic Framework

In this section, we describe a probabilistic framework for detective stories and their qualities. We formally define the literary terms from the previous sections and derive a mathematical trade-off between surprise and coherence. These results highlight the role of fair play as a formal requirement, offering a sharp lens into the aforementioned concepts in writing rules.

3.1 Detective Stories and their Components

We provide formal definitions for the previously discussed terms. Let an investigation **story** be a string of text X . This story is directed at the “external” reader. The story is divided into N paragraphs $X = x_1, x_2, \dots, x_N$, where x_i is the i -th paragraph in the written story. We denote the set of all possible stories by \mathcal{X} . We will use the term **story prefix**, denoted with $X_{1..i}$, for the sequence of paragraphs up to paragraph i (inclusive). We define the **revelation point** as the first paragraph in which the culprit’s identity is revealed and denote it with $r \in [N]$.

We denote the set of potential culprits with \mathcal{Y} . The set includes the true culprit, who committed the crime, and a distractor, which is a character that is not the true culprit but is deemed to be a likely suspect during (part of) the investigation.⁴ We assume that all potential culprits are introduced in the **introduction** phase, and are therefore known at the outset of the **suspicion** phase. We denote the **true culprit** with $y^* \in \mathcal{Y}$ and a **distractor** with $\bar{y} \in \mathcal{Y}$.

The story X refers to some internal level, where events take place. The underlying **crime** is the story that must be discovered, which we denote by Y . In whodunit stories, the main mystery is the identity of the culprit who committed the crime, so, for simplicity, we identify Y with the culprit’s identity. The **investigation** level can be modeled as a sequence of propositions, or **clues**, C , that are gradually revealed. We denote the set of all possible clue sequences by \mathcal{C} . For example, if a bloodstain was found on the kitchen wall, the clue is a statement to this effect, an undisputed fact not explicitly included in the crime story. The clues are all described in paragraphs of the story X . We use $C_{1..i}$ to denote all the clues that were revealed in $X_{1..i}$.⁵ We assume that clues appear in the story according to the order in which they are revealed to the detective. Information or knowledge accessible to the detective and not explicitly described is not considered a clue. For example, if Poirot goes to town

²https://en.wikipedia.org/wiki/Nancy_Drew_Mystery_Stories

³https://en.wikipedia.org/wiki/Encyclopedia_Brown

⁴Stories may have multiple distractors. For simplicity, we assume a single prominent character that serves as a distractor.

⁵Without loss of generality, we assume that each paragraph contains at most one clue.

and finds some evidence, which is not shared by the narrator at the time, it will not be included in the set of clues.

Two interacting generative models. We model two generative levels in a story.

At the **internal** level, the story describes a process starting with the crime, which includes the culprit Y as a latent variable. A sequence of clues C is observed, some of which are results of the crime and some are unrelated. The clues themselves are generated sequentially, depending on the previous clues and the crime. In this process, a detective infers the underlying Y based on the observed clues:

$$p_{\text{CLUES}}(C) = \prod_{i=1}^N p_{\text{CLUES}}(c_i \mid C_{1\dots i-1}) \quad (1)$$

At the **external** level, similar to traditional language modeling, we view a story as a sample from some underlying distribution over finite strings [Shannon, 1948, Bahl et al., 1983]. The story X is generated auto-regressively by a story generation model SM:

$$p_{\text{SM}}(X) = \prod_{i=1}^N p_{\text{SM}}(x_i \mid X_{1\dots i-1}) \quad (2)$$

A specific story generation model incorporates assumptions as to what writing style is favored or disfavored (i.e., how to convey an idea in words), but can also include any preferences that may affect the generation at any step. For example, it can include a writer’s biases regarding the identity of the culprit (e.g., their gender) or the nature of the clues (e.g., forensic clues vs. psychological insights about the characters).⁶

For RVs A, B , we use the notation $A \vdash B$ to mean that B is inferrable from A . In other words, $B = f(A)$ for some deterministic function f . In a slight abuse of notation, we take A and B to be either properties of the internal level (clues and Y) or the external level (paragraphs of text). The internal and external levels are connected, since the paragraphs contain the clues, which include the conclusive evidence. The full X contains the full set of clues C , so $X \vdash C$. We assume the set of clues C is fully-contained, namely that it includes sufficient clues for the underlying crime, and specifically the culprit, to be inferred, namely $C \vdash Y$. For example, the set of clues can include an explicit confession or an unassailable indictment by the detective. Together we have $X \vdash Y$, for a full story X .

3.2 Reader Models

In “whodunit” stories, the reader receives a written story or part of it and infers the identity of the culprit. The reader may also have additional information regarding the writer’s preferences. A reader is similar to a detective, but has access to additional input, since the text includes more than just the clues. For example, a reader sees the order in which characters were introduced.

Formally, a **reader model** is a function $M : \mathcal{X} \rightarrow \Delta^{|\mathcal{Y}|-1}$, which represents a mapping from a prefix to a probability distribution over Y , which represents the culprit of the crime. M is defined as $M(X_{1\dots i}) := p(\cdot \mid X_{1\dots i})$. Like with detective models, when it is clear which story is used, we will use $M(i)$ instead of $M(X_{1\dots i})$. We use $M(0)$ for the probabilities with the empty prefix.

Let $M^y : \mathbb{N} \rightarrow [0, 1]$ for a potential culprit $y \in \mathcal{Y}$, be a function that returns the probability assigned to y . We call this the **reading curve** for y . Specifically, we are interested in the reading curve for the true culprit M^t and for the main distractor M^d .

Since the true culprit is revealed by the end of the story, we expect $M(i) \approx \mathbb{1}_{y^*}$ for any $i \geq r$ and for any reader model, where $\mathbb{1}_{y^*}$ is the indicator for the true culprit. The expected behavior in the other phases varies between different reader models, as will be discussed below. See Figure 2 for examples of reading curves.

⁶We emphasize that a story generation model is not necessarily a simulation of a single human writer but rather any process that generates written stories, possibly through a mixture or even by fixed rules.

3.3 Detective Models

Detectives make up their minds about the culprit based on the clues that were observed. They differ in the quality and rigor of the connection they draw between their predictions and the clues.⁷ The detectives are internal to the story and their inference is similar to Bayesian inference – they estimate the probability of an underlying crime given the observed clues, or in Bayesian terms: they have a belief state which they revise as more evidence is seen [Bernardo and Smith, 2009].

Formally, we define a **detective model** as a function $D : \mathcal{C} \rightarrow \Delta^{|\mathcal{Y}|-1}$, which represents a mapping from a sequence of clues to a probability distribution over the underlying crime story $Y \in \mathcal{Y}$. In our case, we will assume Y represents the culprit of the crime. The probabilities are over Y values, and reflect the belief of the detective after being exposed to the clues of the first i paragraphs. $\Delta^{|\mathcal{Y}|-1}$ is the $|\mathcal{Y}|$ -dimensional simplex. D is defined as $D(C_{1\dots i}) := p(\cdot | C_{1\dots i})$. For simplicity, when it is clear which sequence of clues is used, we will use $D(i)$ instead of $D(C_{1\dots i})$. Importantly, reader and detective models differ in their input: detective models receive clues as inputs, whereas reader models receive story prefixes.

We consider two types of detectives, as common in detective stories (see §2). The first is a **gullible detective**, denoted D_0 . The gullible detective estimates the probabilities of the culprit based on a naïve interpretation of the clues, and, at the extreme, considers the outcome based on a single prominent clue and ignores the rest. Importantly, this detective does not rigorously marginalize over their belief about all possible future clues (including the conclusive one), but rather directly estimates $p(y | C_{1\dots i})$ based on some heuristic.

The second is the **brilliant detective**, denoted D_1 . This detective rigorously analyzes the clues in the given part of the story and reaches a conclusion based on the optimal explanation. Additionally, the detective can accurately estimate the joint probability of clue sequences p_{CLUES} (as in Eq. 1).⁸

Formally, we describe the process based on the following:

$$\begin{aligned} D_1(i)_y &= p(Y = y | C_{1\dots i}) = \sum_{C'_{i+1\dots N}} p_{\text{CLUES}}(C_{i+1\dots N} | C_{1\dots i}) \cdot p(y | C_{1\dots i}, C'_{i+1\dots j-1}) \\ &= \sum_{C'_{i+1\dots N}} \prod_{j=i+1}^N p_{\text{CLUES}}(C_j | C_{1\dots i}, C'_{i+1\dots j-1}) \cdot \mathbb{1}_{C_{1\dots i}, C'_{i+1\dots j-1} \vdash Y=y} \end{aligned} \quad (3)$$

That is, the detective’s belief regarding the true culprit is derived from the probabilities of the possible clue sequences and their outcomes.

3.4 Idealized Types of Reader Models

Here we define four idealized readers, which will be used for various quality measures of the story. Two of the readers are **internal**, in the sense that they simulate a detective situated in the story, using only information that is available to the detective. Therefore, these two readers correspond to detective models. The other two readers are **external**, as they have additional external information, which is inaccessible to detectives in the story. Within each pair, the two readers differ in their inference capabilities. Figure 1 presents a schematic mapping of these readers on the internal/external axis and the intelligence axis.

Internal readers. Inspired by the role of the reader as an investigator (see §2), we consider a class of “internal” readers that assign probabilities based on the detectives they simulate.

One such reader is the **gullible reader**, M_0 , which simulates the gullible detective. Formally, this reader uses:

$$M_0(X_{1\dots i}, \mathcal{W}) = D_0(C_{1\dots i}) \quad (4)$$

⁷For LLM-based analysis of detective styles, see de Lima et al. [2025]

⁸We stress that we do not assume that this detective necessarily demonstrates objective optimal logic, but rather that this is an assumption within the story.

The typical reading curves for this reader behave differently between the three phases of the story. A reading curve should have $M_0^t(i) \approx \frac{1}{|\mathcal{Y}|}$ in the introduction phase, $M_0^t(i)$ should go from $\frac{1}{|\mathcal{Y}|}$ to 0 in the suspicion phase, and $M_0^t(i) \approx 1$ in the revelation phase. The distractor reading curve should go from $\frac{1}{|\mathcal{Y}|}$ to 1 in the suspicion phase, and $M_0^d(i) \approx 0$ in the revelation phase. See Figure 2 for examples.

Another internal reader is the (internal) **brilliant-detective reader**, M_1 , which simulates the brilliant detective:

$$M_1(X_{1..i}, \mathcal{W}) = D_1(C_{1..i}) \quad (5)$$

For the brilliant-detective reader, $M^t(i)$ is expected to generally increase with i , from a uniform distribution over \mathcal{Y} , towards 1 before the end of the suspicion phase. The exact manner in which the curve converges to 1 depends on how the clues are spread along the story.

External readers. The “internal” readers take into account only clues that appear in the story and ignore other aspects. In contrast, a real reader can take into account knowledge about the writer or the writing process. For example, if an author tends to use similar twists, an experienced reader might guess who the culprit is based on previous books, even if the clues are insufficient.

We describe external readers as readers who take into account the text itself and a story generation model. Formally, this reader implicitly defines an estimated story generation model \hat{p}_{SM} for continuation probabilities, over which marginalizing yields probabilities for each possible culprit. This gives the equation:

$$M^y(i) = p_M(Y = y \mid X_{1..i}) = \sum_{X_{i+1..N}} \hat{p}_{SM}(X_{i+1..N} \mid X_{1..i}) \cdot \mathbb{1}_{X \vdash Y=y} \quad (6)$$

An actual reader may have previously seen other stories from the genre or even from the specific generating model. Actual readers are external as they can predict the culprit based on the given prefix and the assumed story generation model, as learned from previous stories. These readers vary in their knowledge and inference capabilities. We define the external **know-it-all reader**, M_∞ , as a reader that possesses full knowledge of the true generation distribution. That is, $\hat{p}_{SM} = p_{SM}$.

We note that the know-it-all reader is still constrained by the unpredictability of the data-generating distribution. For example, suppose the story is created by a symbolic deterministic algorithm from its initial specification (so that the data-generating distribution is a single point mass). In that case, the know-it-all reader will have full knowledge of what will be generated. If the generating algorithm involves sampling from a less concentrated distribution, the know-it-all reader will know the exact distribution but not necessarily the sampled result.

An illustration of the know-it-all reader is offered by Charles Dickens’ uncompleted novel, *The Mystery of Edwin Drood*⁹. Its unfinished state prompted many subsequent writers to try and complete the story and reveal the true nature of the crime [Dickens and Walters, 1913]. This example demonstrates the distinction between an actual writer, who often plans an ending, and a story model, which generates continuations from the provided prefix.

4 The Coherence-Surprise Tradeoffs

A reader is surprised if they do not expect the actual outcome. A stronger notion of surprise occurs when the reader is misled to expect an incorrect outcome. In some cases, a reader may be surprised

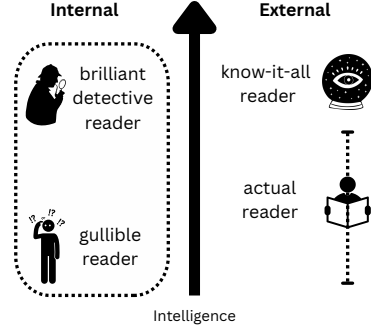


Figure 1: Schematic map of the reader models, by inference ability and knowledge of the world and storytelling.

⁹https://en.wikipedia.org/wiki/The_Mystery_of_Edwin_Drood

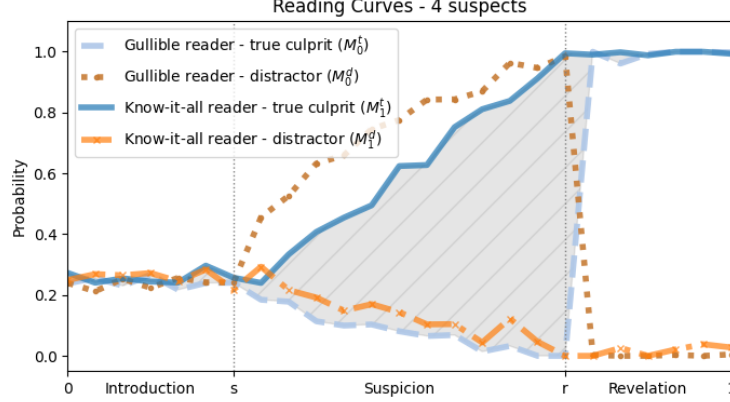


Figure 2: Examples of idealized reader model curves. In the Introduction phase, all readers should assign close to uniform probabilities. There are 4 suspects, and so they all receive around 0.25. In the Revelation phase, all readers should assign close to 1 for the true culprit and close to 0 for the distractor. During the Suspicion phase, a naïve reader would gradually increase the probability of the distracting culprit (dotted maroon) and lower the probability of the true culprit (dashed light blue), and an informed reader should do the opposite (solid blue and dot-dashed orange).

but does not feel like they made an error. In other cases, the reader feels that they “should have guessed”.

In this section, we formally define these properties, using our definitions of reader models (§3.2) and detective models (§3.3). We derive an inherent tradeoff between the coherence of stories and the surprise they evoke in the reader, and between coherence and the reader’s intelligence. We conclude with implications on the challenges in generating high-quality detective stories. We note that since our discussion is probabilistic, we do not define surprise and coherence for individual stories but rather for a probabilistic story generation model (§3.1).

Informedness of the Reader. The know-it-all reader knows all that can be known about how the story might evolve. We therefore define the reader’s degree of **uninformedness** based on how it diverges from the most informed distribution, which is that of the know-it-all reader. Formally, given a reader M , we use cross-entropy to define its uninformedness as its divergence from M_∞ :

$$H(M_\infty(i); M(i)) = - \sum_{y \in \mathcal{Y}} p_{M_\infty}(y | X_{1..i}) \log p_M(y | X_{1..i}) \quad (7)$$

This divergence is minimal where $M = M_\infty$ and equals its entropy:

$$H(M_\infty(i); M_\infty(i)) = H(M_\infty(i)) \leq H(M_\infty(i); M(i)), \quad \forall i \in 1 \dots N \quad (8)$$

We assume that any reader M starts with an uninformed (i.e., uniform) prior over culprits. Therefore:

$$H(M_\infty(0); M(0)) = H(M_\infty(0)) = \log |\mathcal{Y}| \quad (9)$$

Clue effectiveness. A clue is effective when it provides information to the reader as to the identity of the culprit, i.e., when it makes the reader more similar to the know-it-all reader. Formally, we define the **clue effectiveness** (C-EFF) of a reader M at step $i + 1$ as the expected reduction in their uninformedness when moving from step i to step $i + 1$:

$$\begin{aligned} \text{C-EFF}_M(i + 1) &= \mathbb{E}_{X_{1..i} \sim \text{SM}} [H(M_\infty(X_{1..i}); M(X_{1..i})) \\ &\quad - \mathbb{E}_{X_{1..i+1} \sim \text{SM}} [H(M_\infty(X_{1..i+1}); M(X_{1..i+1}))]] \end{aligned} \quad (10)$$

For brevity, we will simply use $\mathbb{E}(H(M(i)))$ instead of $\mathbb{E}_{X_{1..i} \sim \text{SM}}(H(M(X_{1..i})))$.

Positive clue effectiveness indicates that the reader becomes, in expectation, more similar to M_∞ . Since, in expectation, adding conditions cannot increase the entropy, the clue-effectiveness of the clues that M_∞ encounters forms a super-martingale, with expected nonnegative clue effectiveness:

$$\mathbb{E}[H(M_\infty(i + 1))] \leq \mathbb{E}[H(M_\infty(i))] \Rightarrow \text{C-EFF}_{M_\infty}(i) \geq 0, \quad \forall i \in 1 \dots N \quad (11)$$

Definitions of Coherence. We distinguish between two types of coherence.

External coherence is a property of the story generation process with respect to the brilliant detective. It requires that the clue effectiveness of the brilliant-detective reader M_1 is close to that of the know-it-all reader M_∞ :

$$|\text{C-EFF}_{M_1}(i) - \text{C-EFF}_{M_\infty}(i)| \leq \epsilon_{\text{ex}}, \quad \forall i \in 1 \dots N \quad (12)$$

This captures the notion that it is enough to be brilliant to (gradually) solve the mystery. Formally, it states that the story in itself (as experienced by the brilliant detective) should align with the actual story generation process. In Appendix A.2, we show that external coherence can be seen as a result of the story generation process not diverging from the genre’s conventions.

A simple generation model that violates external coherence is one that has very low diversity in its generated stories (e.g., it always generates the same story). In this case, a generated story may be of high quality, but its outcome can be predicted, based on knowledge of previous stories, with higher confidence compared to the brilliant detective. We will assume throughout our discussion that SM is externally coherent.

Internal coherence measures the extent to which the clues reveal the identity of the culprit. That is, whether the story is solvable by a detective. Formally, the internal coherence at step i is the expected informedness gain of the brilliant reader after reading i paragraphs. That is:

$$\delta_{\text{in}}(i) := \sum_{j=1}^i \text{C-EFF}_{M_1}(j) \quad (13)$$

Larger values mean stronger internal coherence.

High clue coherence means that the clues generally contribute to the outcome, according to the brilliant detective’s judgment, which, assuming external coherence, is close to the truth. Low internal coherence means that the clues have a low contribution, generally indicating poor quality.

Internal coherence can, in principle, be negative, indicating that the clues are distracting even with optimal inference skills. However, when assuming external coherence, as we do, Eq. 11 indicates that the internal coherence cannot be highly negative:

$$\delta_{\text{in}}(i) = \sum_{j=1}^i \text{C-EFF}_{M_1}(j) \geq \sum_{j=1}^i \text{C-EFF}_{M_\infty}(j) - i \cdot \epsilon_{\text{ex}} \geq -i \cdot \epsilon_{\text{ex}} \quad (14)$$

The ability of any reader to make inferences based on clues is bounded by that of the brilliant detective reader. We define the **intelligence gap**, at step i , between a specific reader M and the brilliant detective as the difference clue effectiveness:

$$\delta_{\text{intel}}(i) := \sum_{j=1}^i [\text{C-EFF}_{M_1}(j) - \text{C-EFF}_M(j)] \quad (15)$$

We say that the reader M is **intelligent** if the intelligence gap is small:

$$\delta_{\text{intel}}(i) \leq \epsilon_{\text{intel}}, \quad \forall i \in 1 \dots N \quad (16)$$

for a small $\epsilon_{\text{intel}} > 0$.

Intelligence means that the reader’s interpretation of the clues is similar to that of the optimal detective model. Put differently, M is intelligent if they have similar expectations as to how the following clues (see Appendix A.1 for a more complete discussion).

Definitions of surprise. In reading comprehension, surprise is commonly measured as the negative log-probability assigned to a word [Hale, 2001, Smith and Levy, 2008]. The expectation of the negative log-probability, over the story generation model, is exactly the uninformedness of the reader. See Appendix B.1 for a discussion of other surprisal measures in narratives

A weak notion of surprise is when a reader encounters an outcome that they did not previously expect. We say that M is **weakly surprised** in step i if:

$$H(M_\infty(i); M(i)) \geq \log |\mathcal{Y}| - \epsilon_{\text{surprise}} \quad (17)$$

for some small $\epsilon_{\text{surprise}} > 0$.

A stronger notion of surprise is when the reader expected an outcome other than the actual one. We say that a reader M is **strongly surprised** in step i , if it is less informed than a uniform prediction:

$$H(M_\infty(i); M(i)) \geq \log |\mathcal{Y}| + \delta_{\text{surprise}} \quad (18)$$

for some threshold $\delta_{\text{surprise}} > 0$.

Put differently, weak surprise means that the reader is close to having no knowledge. Strong surprise means that a reader is misled into a belief that is further from the truth than a state of no knowledge.

Theorem (Coherence-surprise tradeoffs). *Assume an externally coherent story model SM .*

1. *A reader M cannot be both strongly surprised and intelligent.*
2. *Assume the reader M is intelligent and weakly surprised. Their levels of internal coherence and surprise trade off.*

Proof. We derive bounds for the uninformedness of the reader M and use them for the tradeoffs. We first bound the uninformedness of M_1 , using internal coherence, and then, with the intelligence bound and surprise, we bound the uninformedness of M .

By the definition of internal coherence, for every $1 \leq i \leq N$, we have a bound for M_1 :

$$\mathbb{E}[H(M_\infty(i); M_1(i))] = \mathbb{E}[H(M_\infty(0); M_1(0))] - \delta_{\text{in}}(i) = \log |\mathcal{Y}| - \delta_{\text{in}}(i) \quad (19)$$

where we use the assumption that for an empty story, the reader outputs a uniform probability.

With the intelligence gap, we get a bound for M :

$$\mathbb{E}[H(M_\infty(i); M(i))] \leq \log |\mathcal{Y}| - \delta_{\text{in}}(i) + \delta_{\text{intel}}(i) \quad (20)$$

If M is strongly surprised, we get:

$$\delta_{\text{surprise}} + \log |\mathcal{Y}| \leq \mathbb{E}[H(M_\infty(i); M(i))] \leq \log |\mathcal{Y}| - \delta_{\text{in}}(i) + \delta_{\text{intel}}(i) \quad (21)$$

Now, using Eq. 14, we get the bounds:

$$\delta_{\text{surprise}} - \delta_{\text{intel}}(i) \leq -\delta_{\text{in}}(i) \leq i \cdot \epsilon_{\text{ex}} \quad (22)$$

For a small ϵ_{ex} , s.t. $N \cdot \epsilon_{\text{ex}}$ is also small, Eq. 22 shows a tradeoff between δ_{surprise} and $\delta_{\text{intel}}(i)$. Small $\delta_{\text{intel}}(i)$, for some i , together with a large δ_{surprise} , leads to a contradiction.

If M is intelligent and weakly surprised, we get:

$$\delta_{\text{in}}(i) - \epsilon_{\text{surprise}} \leq \epsilon_{\text{intel}} \quad (23)$$

This shows, assuming small ϵ_{ex} , that the stronger the internal coherence (larger $\delta_{\text{in}}(i)$) the weaker the surprise must be (larger $\epsilon_{\text{surprise}}$). \square

Corollary: Assuming positive internal coherence, $\delta_{\text{in}}(i)$ increases as i increases (= when more clues are revealed). In this case, Eq. 22 shows that maintaining both surprise and intelligence becomes increasingly difficult. If a reader continues to be misled by the clues, in the sense that additional clues strengthen surprise, then the intelligence gap must increase. Additionally, for an intelligent reader, Eq. 23 shows that increasing $\delta_{\text{in}}(i)$ means that the surprise diminishes as the story proceeds.

Implications for detective story writing. This analysis shows the fundamental challenges in writing detective stories. The coherence-surprise tradeoffs show that:

1. **Weak surprise** can easily be achieved, even with a small intelligence gap, by low clue effectiveness ($=\text{low } \delta_{\text{in}}$ and $\text{low } \epsilon_{\text{surprise}}$). This violates fair play as the reader does not have a fair chance to solve the mystery. Deus ex machina stories fall into this case, as the final result is very weakly restricted by the clues.
2. **Internal coherence** can be easily achieved by high clue effectiveness with low surprise ($=\text{high } \delta_{\text{in}}$ and $\text{high } \epsilon_{\text{surprise}}$). These stories can be tedious; they allow the reader to solve the mystery, but provide a very weak “play”.

We note that stories without external coherence may achieve strong surprise, internal coherence, and intelligence for a single reader model. However, these stories violate genre conventions by allowing a gullible detective to have higher clue effectiveness than the brilliant detective.

A successful detective story must maintain diverging predictions by separated readers: a less-than-brilliant reader, such as the gullible reader M_0 , who can be surprised by misleading them, and a more intelligent reader, who is closer to the brilliant-detective reader M_1 , who can recognize the coherent logical structure as the story progresses. Moreover, the extent of the gap between the readers allows for stronger surprise and coherence. For two reader models to be combined in a single actual reader, a shift must occur during reading. An example of this shift is hindsight understanding, where the reader mentally or physically rereads the story, this time with better understanding.

Constructing stories that are initially surprising but make sense in retrospect is challenging. Moreover, if a writer wishes to maintain surprise over many stories, they must constantly introduce original challenging puzzles [Sayers, 1936].

Note. In their influential work, Ely et al. [2015] introduce general metrics for surprise and suspense and discuss implications for whodunit detective stories. Their framework assumes a Martingale property for the reader, i.e., that if the reader assigns probability p to culprit y , then in a proportion p of the generated stories, this will be the outcome. Our framework suggests that this assumption may be incompatible with coherent surprise. Perfect probability estimation, as in this assumption, is a property of the know-it-all reader or the brilliant-detective reader (when external coherence is fulfilled) and corresponds to coherence, which is incompatible with surprise.

5 Experimental Setup

The coherence-surprise tradeoff presents the theoretical challenge of maintaining both surprise and coherence. In this section, we test this theoretical concept with actual stories.

We first describe the stories on which we experiment, which include both human-written stories and LLM-generated ones (§5.1). §5.2 details the evaluation metrics we use. Finally, §5.3 discusses details regarding the estimation of the metrics.

5.1 Stories

In our experiments, we use both real and generated stories.

Real stories. For real detective stories, we compare works by Arthur Conan Doyle (Sherlock Holmes) and Agatha Christie (Hercule Poirot). These stories, besides being highly popular, are regarded as two milestones in the evolution of detective fiction [Moretti, 2000, Knight, 2003a].

Generated stories. We generate a story with long-context LLMs. For proper comparison, we want to control the length of the story. For this, we provide the number of expected paragraphs. To allow sampling based on a given prefix, we generate the story paragraph by paragraph. This way, we can rerun the process starting at any intermediate point while preserving the exact prompts. Step-by-step sampling is also important to avoid biases that arise from the interaction. For example, if we ask a model to continue a story that is almost finished, it might be biased towards adding significant substance, leading to results dissimilar to the original generation. Using steps repeats the original generation process, thus each output can be seen as a sample from the writing model. We explicitly

instruct the model to generate a detective story with a distractor. We also instruct it to make the story logical, such that it will make sense after the revelation. See Appendix C.1 for the exact prompts.

In our experiments, we generate stories with 25 paragraphs. We use Gemini-1.5-flash and Gemini-1.5-pro;¹⁰ Llama-3.1-8B-Instruct and Llama-3.1-70B-Instruct, Llama-3.2-1B-Instruct, Llama-3.2-3B-Instruct, and Llama-3.3-70B-Instruct;¹¹ GPT-4o and GPT-4o-mini. As a judge model for the true and distracting culprit, for a full story, we used o1-mini.¹² All generations use temperature=1.

5.2 Metrics

Here we present metrics that aim to capture the different qualities of stories. While some metrics can be computed for both real and generated stories, others require access to the generation model’s probabilities and can therefore in practice only be applied to artificial stories or cases where the data-generating distribution is stipulated. For other metrics that were used in the literature, see Appendix B.

Generation validity. Given a prompt and a generated story, we first want to measure whether the story follows the instructions. For this, we measure whether a judge model can clearly predict, given a full story, who the true and distracting culprits are. Predictions require confidence > 0.5 . Invalid cases are if the judge did not detect a clear culprit or a clear distractor, or if the predicted distractor is the same as the predicted culprit. We denote the success rate of these criteria with G-VAL.

Surprise. In §4 we defined surprise based on cross-entropy. However, in practice, cross-entropy is frequently unstable and difficult to estimate, since it uses log-probabilities, which are unbounded and can take on infinite values. As an alternative, we present a simple surprise score that is intuitive and easy to compute. Instead of the log-probabilities for the entire distribution, we look only at the reading curve for the true culprit (see §3.2).

Intuitively, a surprise occurs when the subjective probability assigned to the actual event is low [Demey, 2015]. Therefore, at the extreme, we expect a surprising story to have a low reader probability for the true culprit until the very end. Since we separately test whether the story has a clear conclusion (§5.2), we can say that a surprising story has a reader curve as close as possible to a constant 0. The reader that we expect to surprise is the gullible reader M_0 .

So we define the **surprise score** as:

$$S_S = \frac{1}{N} \sum_{i=1}^N M_0^t(i) \quad (24)$$

where a low score means high surprise.

An interpretation of this value is the expected portion of paragraphs for which the culprit is revealed to the reader. A score close to 1 means that the identity is revealed close to the beginning of the story.

Coherence. Here we present a simple metric for coherence. Similar to surprise, we measure coherence by similarity to an expected curve of an appropriate reader model. We expect the probability of the true outcome to be high before the revelation since the observed clues should add information (§4).

Ideally, we should look at the story through the eyes of the brilliant-detective reader M_1 . In practice, since this reader is difficult to model, we instead use the know-it-all reader M_∞ , which we can have access to in many cases (for example, if we have access to the generating model). In the case of external coherence (see §4), these two readers should give almost identical results. Even without external coherence, using the know-it-all reader is justified by the observation that M_∞ has a lower uninformedness than M_1 (see §4). It can therefore serve as an upper bound for the coherence.

¹⁰<https://blog.google/technology/developers/gemini-gemma-developer-updates-may-2024/>

¹¹<https://www.llama.com/models/llama-3/>

¹²The documentation for OpenAI’s models can be found here: <https://platform.openai.com/docs/models>

We define the **coherence score** as:

$$S_C = \frac{1}{N} \sum_{i=1}^N M_\infty^t(i) \quad (25)$$

With a high score meaning high coherence upper bound.

We note that it is possible for a generation model to be very confident in its generation, simply by having very low diversity. This would yield a meaninglessly high upper bound. If the generation probabilities converge too early, without sufficient clues, this will restrict the variety of the possible stories, which is unwanted. This will be addressed separately.

Fair play. The previous metrics measure surprise and coherence separately. However, the true quality of a story should be measured by the ability to maintain both high surprise and high coherence, a quality known as fair play.

We define the **fair play score** as:

$$S_{FP} = S_C - S_S = \frac{1}{N} \sum_{i=1}^N (M_\infty^t(i) - M_0^t(i)) \quad (26)$$

A high score means high balanced coherence.

Graphically, the surprise score expects a small area under a reading curve, coherence expects a large area, and the fair play score expects a large difference between the two curves (see Figure 2). This again highlights the tradeoff between the qualities.

Expected revelation content. The above-defined coherence score is simple and nicely fits into the fair play score. However, this score has a limitation as it is only an upper bound for coherence. Here we propose another metric for coherence, which does not suffer from this limitation as it allows estimations similar to those of the brilliant detective.

In a coherent story, we expect the clues to form a meaningful chain. That is, we want high dependence between the clues and, consequently, between the clues and the outcome. Formally, considering the clues after the revelation $C_{r...N}$, we expect high mutual information (MI) with any other clue $c \in C_{1...r-1}$. The probabilities should be based on the brilliant-detective reader M_1 , which implicitly defines conditional probabilities for clues given other clues (see §3.3).

High mutual information $I(c; C_{r...N})$ means that, with an optimal prediction model, providing the ending $C_{r...N}$ should lower the uncertainty when predicting c . While directly estimating the mutual information can be difficult, we instead use this insight to define a simple metric. We define the **expected revelation content** (ERC) as:

$$\text{ERC} = \mathbb{E}_{c \sim M_1} [p(c \mid C_{r...N})] - \mathbb{E}_{c \sim M_1} [p(c)] \quad (27)$$

Intuitively, ERC measures how many actual clues are determined by the revelation, in the sense that they can be predicted over alternative clues.

5.3 Metric estimation

Reader models. The surprise score requires estimation of $M_0^t(i)$, which is straightforward, requiring only to input the sequence up to i into an appropriate classifier. We use o1-mini for this classification. We instruct the model to estimate the outcome based on the revealed details, as if representing real events, while ignoring the possibility of distractions and misdirections (see Appendix C.1).

The coherence score requires estimation of $M_1^t(i)$. If the story generation model is accessible, $M_1^t(i)$ results from marginalizing over all possible continuations. While precisely calculating these probabilities is prohibitively costly, simple sampling methods can provide a cheap estimate. We can generate multiple continuations $X_{i+1...N}$ and use the relative frequency of each potential culprit being the true culprit.

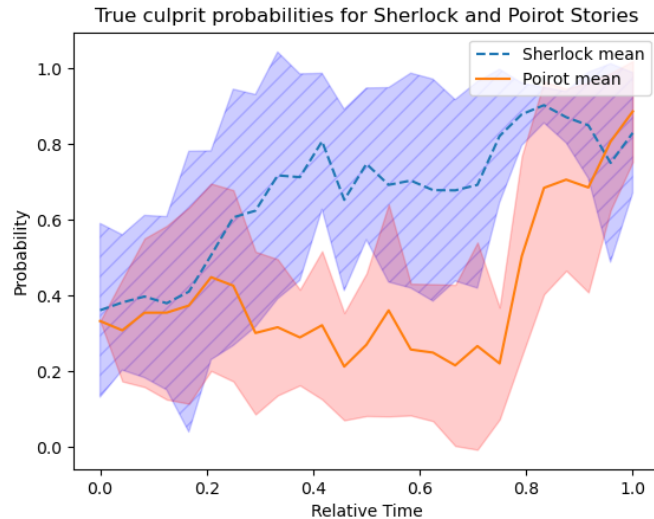


Figure 3: Suprisal plot for Sherlock Holmes and Hercule Poirot stories. The curves present the average probabilities assigned by a gullible reader to the true culprit, as a function of the relative location in the story. High probability corresponds to low surprise. The margins of \pm one standard deviation are also included. The blue dashed curve corresponds to Sherlock Holmes stories (8 stories), and the red solid curve corresponds to Hercule Poirot stories (9 stories).

Revelation content. Directly estimating the ERC requires taking an expectation over all possible clues, which is difficult to define and measure. To overcome this, we use multiple relaxations. First, using the fact that the text segments include the clues, we perform prediction over paragraphs instead of over clues. Second, we estimate the probability of a paragraph as a multiple-choice question with other paragraphs that were sampled from the same model.

So we use the following process: for each step i , we have multiple generated paragraphs (each possibly yielding a unique true culprit in the ending). Masking x_i , we ask a judge model to choose among the possible paragraphs (including the original one). We now measure the accuracy of predicting the correct paragraph. To avoid errors resulting from paragraphs that are similar in content, we only count errors in which the predicted paragraph led to a story with a culprit other than the true culprit. Other predictions were measured as correct. We use o3-mini for this prediction (see Appendix C.1 for the exact prompts).

The main setting provides the paragraphs until the masked one, then a mask, and then the ones after the revelation (we call this setting “R”). As a control, we also perform the tests when providing the paragraphs until the revelation instead of those after (we call this setting “A”).

6 Results

6.1 Real Stories

For real stories, we do not have access to the data-generating distribution, which poses a problem for computing coherence measures. We do, however, report surprisal scores for different authors. Figure 3 presents the probability curves for Sherlock Holmes and Hercule Poirot stories. The mean surprisal score for Hercule Poirot stories is 0.634 and for Sherlock Holmes stories it is 0.466. It can be seen that in Sherlock stories, the identity of the culprit is revealed much earlier. This trend fits the description of Agatha Christie’s work as perfecting the art of staggering the reader [Knight, 2003a]. The results thus strengthen the validity of the metric.

Model	G-VAL	S_S	S_C	Fair play		ERC(x25)		ERC $_{\geq 0.04}$	
				S_{FP}	≥ 0.04	AR	BR	AR	BR
Llama-3.2-1B	0.91	0.35	0.43	-0.22	0.2	3.16	1.18	9	4
Llama-3.2-3B	0.91	0.39	0.54	-0.07	0.2	3.56	4.81	9	8
Llama-3.1-8B	1.	0.57	0.49	0.06	0.4	1.41	6.69	4	8
Llama-3.1-70B	0.83	0.54	0.64	0.18	0.8	1.55	4.47	1	5
Llama-3.3-70B	1.	0.53	0.47	0.01	0.3	1.94	4.58	6	9
Gemini-1.5-flash	0.71	0.36	0.76	0.12	0.8	1.23	1.78	6	6
Gemini-1.5-pro	1.	0.42	0.69	0.11	0.6	0.19	2.69	4	1
GPT-4o-mini	0.71	0.57	0.48	0.05	0.44	3.94	6.19	6	8
GPT-4o	0.67	0.59	0.61	0.2	0.6	2.407	4.91	2	5

Table 1: Results for various models. G-VAL indicates the ratio of generated stories that have a clear ($p > 0.5$) culprit and distractor. ≥ 0.04 represents the ratio of stories for which the balanced score is larger than 0.04, which corresponds to one paragraph (for stories with 25 paragraphs). For ERC, we either provide the future paragraphs until the revelation (BR) or the paragraphs after the revelation (AR). In both cases, the paragraphs until the masked one are provided. We report both the ERC value (multiplied by 25) and the ratio of ERC ≥ 0.04 . All Llama models use the Instruct version.

6.2 Generated Stories

In Table 1 we report average results for surprise, coherence, and the balanced score, and the ratio of stories for which the balanced score is larger than one paragraph. We also report the ERC values, both with the clues only after revelation (“AR”) and only with the clues until revelation (“BR”). We also report the number of stories in which the ERC is larger than one paragraph. Additionally, we report the generation success rates.

In Figure 4, we plot the fair play scores for different models. The plot shows the size of the gap between the coherence and surprise scores. Points below 0 indicate stories in which the gullible detective can predict the true culprit **before** the identity is decided by the model.

We generally see that small models fail to produce positive fair play scores. Larger models do succeed in many cases, but not consistently. Additionally, it seems that in many cases, the gap is extremely large. This might indicate that the identity of the culprit converged due to reasons other than the clue content. Regarding the ERC, we see that providing the paragraphs immediately after the masked paragraphs (and before the revelation) generally has a stronger contribution to predicting the missing paragraph, compared to providing the paragraphs after the revelation. Additionally, in many cases, the ERC is lower than 0.04 (which corresponds to a single paragraph in 25-paragraph stories), indicating that the contribution, even if positive, is very small. Notably, the 1B and 3B Llama models are outliers for this behavior, but their fair play scores are very low, and their generated stories are generally of low quality.

6.3 General variability

Although the number of paragraphs was predetermined, the average length in words varied widely across models. Gemini models produced the shortest stories (≈ 1150 words), and GPT models generated the longest stories (≈ 5850 words). Llama models were somewhere in between. Many model types also showed clear preferences regarding names and other properties. For example, across all Llama models, in $\approx 90\%$ of the stories, the detective’s name was Jameson. For more detailed statistics, see Appendix D.

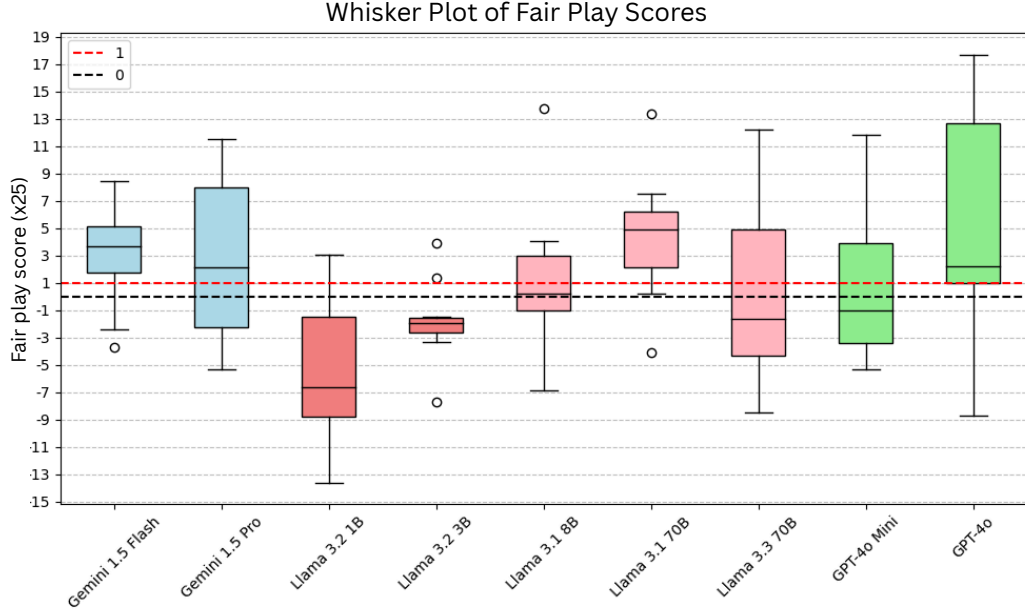


Figure 4: Whisker plot for the different models. The bars represent the interquartile range (IQR), which is the range between the first quartile (Q1, 25th percentile) and the third quartile (Q3, 75th percentile). The whiskers extend from the box to the smallest and largest values within 1.5 times the IQR from Q1 and Q3, respectively. Outliers are represented as circles. The y-axis represents the fair play score, multiplied by 25 to correspond to paragraph count.

7 Discussion and Conclusion

When writing stories, humans usually decide many details early on in the writing process. This is clearly the case when revising the story. Similarly, Li et al. [2024] show that models trained with RLHF tend to use “anchors”, which are phrases that tend to appear in many generated stories, to guide the generation process. The anchors are beneficial for long generations, significantly limiting the output space, but this comes with a lack of diversity. This phenomenon is sometimes described as an instance of “mode collapse” [Hamilton, 2024].

In our experiment, we see a similar trend, where the stories use extremely similar names. This could limit the impact of our experiment with sampling. If a generation model converges early, it can sometimes be attributed to stylistic preferences and not to the clue-related content, as evinced by the relatively weak performances in paragraph filling. A model that tends to always generate its “best” story would be theoretically sound, but would always converge from the start. This model will show very low variety in its generated story, which is unwanted.

However, somewhat surprisingly, it seems that, in most cases, the generating models do not converge on the identity of the culprit (i.e., sampling multiple continuations yields diverse results) at an early stage in the story. Therefore, the above concern about “mode collapse” is not relevant. However, in some cases, convergence occurs very early in the story (like with gpt-4o; see Figure 4), sometimes even during the introduction, in which case the fair play metric may be problematic. Ideally, we would like the model to sample from the space of relevant stories. However, as argued by Wagner and Abend [2025], training and inference with instructions do not incentivize this behavior. Our experiments show that some aspects of the story are relatively fixed and others show variability. This corroborates the findings of Doshi and Hauser [2024], that human-AI collaboration seems to increase creativity at the individual level but decrease the collective novelty.

The general finding of our work is that although LLMs present tremendous improvements in long story generation, careful inspection for qualities of interest shows that models still struggle in creating surprising yet coherent crime stories. We note that this is not a simple task, and even human-written stories are not always of high quality. However, we argue that for a model to generate by itself a story

worthy of reading, this quality must be addressed. In future work, we intend to validate the metrics against human predictions

Our work has implications for several aspects of LLMs. While story generation is a well-studied area [Fang et al., 2023], its evaluation remains challenging [Wang and Kreminski, 2025]; our research offers a crucial step toward formal evaluation using information-theoretic measures. Moreover, since our metrics are reference-less, they can be leveraged by future work to enhance the fair play capabilities of language models, e.g., by utilizing policy gradient methods. More broadly, the successful generation of stories that cater for multiple readers is closely related to planning and Theory-of-Mind capabilities, both at the forefront of NLP research [Huang et al., 2024, Kosinski, 2024, Wagner and Abend, 2025]. The probabilistic formulation of the coherence-surprise tradeoff also has implications for the appropriate way of modeling surprise (e.g., in surprisal theory [Smith and Levy, 2008]), and generally demonstrates the limitations of using a single model when facing complex phenomena. Our research also gives an example of how genre conventions of stories can be cast in quantifiable terms using language models, thus allowing for large-scale literary analysis [Hatzel et al., 2023].

Acknowledgments and Disclosure of Funding

The authors would like to thank Dan Rockmore, Jeremy Manning, Gabriel Stanovsky, Nitay Alon, and Matanel Oren for their valuable feedback. The authors also benefited from helpful feedback from the ILCC seminar at the University of Edinburgh (including Mirella Lapata and Alex Lascarides) and the C.Psyd seminar at Cornell (including Marten van Schijndel). This research was supported by grants from the Israeli Ministry of Science and Technology and the Council for Higher Education.

References

- Alessandro Acciai, Lucia Guerrisi, Pietro Perconti, Alessio Plebe, Rossella Suriano, and Andrea Velardi. Narrative coherence in neural language models. *Frontiers in Psychology*, 16:1572076, 2025.
- Kabir Ahuja, Melanie Sclar, and Yulia Tsvetkov. Finding flawed fictions: Evaluating complex reasoning in language models via plot hole detection, 2025. URL <https://arxiv.org/abs/2504.11900>.
- Dana Royce Baerger and Dan P McAdams. Life story coherence and its relation to psychological well-being. *Narrative inquiry*, 9(1):69–96, 1999.
- Lalit R Bahl, Frederick Jelinek, and Robert L Mercer. A maximum likelihood approach to continuous speech recognition. *IEEE transactions on pattern analysis and machine intelligence*, (2):179–190, 1983.
- José M Bernardo and Adrian FM Smith. *Bayesian theory*, volume 405. John Wiley & Sons, 2009.
- Annaliese Bissell, Ella Paulin, and Andrew Piper. A theoretical framework for evaluating narrative surprise in large language models. In Elizabeth Clark, Yash Kumar Lal, Snigdha Chaturvedi, Mohit Iyyer, Anneliese Brei, Ashutosh Modi, and Khyathi Raghavi Chandu, editors, *Proceedings of the The 7th Workshop on Narrative Understanding*, pages 26–35, Albuquerque, New Mexico, May 2025. Association for Computational Linguistics. ISBN 979-8-89176-247-3. URL <https://aclanthology.org/2025.wnu-1.7/>.
- Ernst Bloch, Roswitha Mueller, and Stephen Thaman. A philosophical view of the detective novel. *Discourse*, 2:32–52, 1980.
- Wayne C Booth. *The rhetoric of fiction*. University of Chicago Press, 1983.
- William F Brewer and Edward H Lichtenstein. Event schemas, story schemas, and story grammars. *Center for the Study of Reading Technical Report; no. 197*, 1980.
- Jazmín Cevalco and Karen Acosta Buralli. Construction of coherence in the comprehension of narratives: Studies on the importance of the establishment of causal connections, gaps in current research and future directions. *Papeles del Psicólogo*, 44(1):45–54, 2023.

- Edirlei Soares de Lima, Marco A. Casanova, Bruno Feijó, and Antonio L. Furtado. Characterizing the investigative methods of fictional detectives with large language models, 2025. URL <https://arxiv.org/abs/2505.07601>.
- Maksym Del and Mark Fishel. True detective: A deep abductive reasoning benchmark undoable for GPT-3 and challenging for GPT-4. In Alexis Palmer and Jose Camacho-collados, editors, *Proceedings of the 12th Joint Conference on Lexical and Computational Semantics (*SEM 2023)*, pages 314–322, Toronto, Canada, July 2023. Association for Computational Linguistics. doi: 10.18653/v1/2023.starsem-1.28. URL <https://aclanthology.org/2023.starsem-1.28>.
- Lorenz Demey. The dynamics of surprise. *Logique et Analyse*, 58(230):251–277, 2015.
- C. Dickens and J.C. Walters. *Complete Mystery of Edwin Drood: History, Continuations and Solutions*. Estes, 1913. URL <https://books.google.co.il/books?id=sr9EAAAAYAAJ>.
- Anil R. Doshi and Oliver P. Hauser. Generative ai enhances individual creativity but reduces the collective diversity of novel content. *Science Advances*, 10(28):eadn5290, 2024. doi: 10.1126/sciadv.adn5290. URL <https://www.science.org/doi/abs/10.1126/sciadv.adn5290>.
- Malcah Effron. *American Golden Age Crime Fiction*, page 167–178. Cambridge University Press, 2017.
- Jeffrey Ely, Alexander Frankel, and Emir Kamenica. Suspense and surprise. *Journal of Political Economy*, 123(1):215–260, 2015.
- Xiaoxuan Fang, Davy Tsz Kit Ng, Jac Ka Lok Leung, and Samuel Kai Wah Chu. A systematic review of artificial intelligence technologies used for story writing. *Education and Information Technologies*, 28(11):14361–14397, 2023.
- David Fishelov. *Metaphors of genre: The role of analogies in genre theory*. Penn State Press, 2010.
- Lea Frermann, Shay B. Cohen, and Mirella Lapata. Whodunnit? crime drama as a case for natural language understanding. *Transactions of the Association for Computational Linguistics*, 6:1–15, 2018. doi: 10.1162/tac1_a_00001. URL <https://aclanthology.org/Q18-1001/>.
- Antonios Georgiou, Tankut Can, Mikhail Katkov, and Misha Tsodyks. Large-scale study of human memory for meaningful narratives. *Learning & Memory*, 32(2):a054043, 2025.
- Alan H. Goldman. The appeal of the mystery. *The Journal of Aesthetics and Art Criticism*, 69(3): 261–272, 08 2011. ISSN 0021-8529. doi: 10.1111/j.1540-6245.2011.01470.x. URL <https://doi.org/10.1111/j.1540-6245.2011.01470.x>.
- John Hale. A probabilistic Earley parser as a psycholinguistic model. In *Second Meeting of the North American Chapter of the Association for Computational Linguistics*, 2001. URL <https://aclanthology.org/N01-1021/>.
- Sil Hamilton. Detecting mode collapse in language models via narration. In Antonio Valerio Miceli-Barone, Fazl Barez, Shay Cohen, Elena Voita, Ulrich Germann, and Michal Lukasik, editors, *Proceedings of the First edition of the Workshop on the Scaling Behavior of Large Language Models (SCALE-LLM 2024)*, pages 65–72, St. Julian’s, Malta, March 2024. Association for Computational Linguistics. URL <https://aclanthology.org/2024.scalellm-1.5/>.
- Sil Hamilton, Rebecca M. M. Hicke, Matthew Wilkens, and David Mimno. Too long, didn’t model: Decomposing llm long-context understanding with novels, 2025. URL <https://arxiv.org/abs/2505.14925>.
- Hans Ole Hatzel, Haimo Stierner, Chris Biemann, and Evelyn Gius. Machine learning in computational literary studies. *it-Information Technology*, 65(4-5):200–217, 2023.
- Xu Huang, Weiwen Liu, Xiaolong Chen, Xingmei Wang, Hao Wang, Defu Lian, Yasheng Wang, Ruiming Tang, and Enhong Chen. Understanding the planning of llm agents: A survey, 2024. URL <https://arxiv.org/abs/2402.02716>.
- Peter Hühn. The detective as reader: Narrativity and reading concepts in detective fiction. *MFS Modern Fiction Studies*, 33(3):451–466, 1987.

- Marko Ketović. *Detective Archetypes in Anglophone Fiction*. PhD thesis, Josip Juraj Strossmayer University of Osijek. Faculty of Humanities and ..., 2019.
- Stephen Knight. *The golden age*, page 77–94. Cambridge Companions to Literature. Cambridge University Press, 2003a.
- Stephen Thomas Knight. *Crime fiction 1800-2000: Detection, death, diversity*. Palgrave Macmillan, 2003b.
- R.A. Knox and H. Harrington. *The Best English Detective Stories of 1928*. H. Liveright, 1929. URL <https://books.google.co.il/books?id=HipbtQEACAAJ>.
- Tomáš Kočíský, Jonathan Schwarz, Phil Blunsom, Chris Dyer, Karl Moritz Hermann, Gábor Melis, and Edward Grefenstette. The NarrativeQA reading comprehension challenge. *Transactions of the Association for Computational Linguistics*, 6:317–328, 2018. doi: 10.1162/tacl_a_00023. URL <https://aclanthology.org/Q18-1023/>.
- Michal Kosinski. Evaluating large language models in theory of mind tasks. *Proceedings of the National Academy of Sciences*, 121(45):e2405460121, 2024.
- Margaret Li, Weijia Shi, Artidoro Pagnoni, Peter West, and Ari Holtzman. Predicting vs. acting: A trade-off between world modeling & agent modeling, 2024. URL <https://arxiv.org/abs/2407.02446>.
- Sarah J Link. Defining detective fiction. In *A Narratological Approach to Lists in Detective Fiction*, pages 17–38. Springer, 2023a.
- Sarah J Link. Dossier novels: The reader as detective. In *A Narratological Approach to Lists in Detective Fiction*, pages 39–84. Springer, 2023b.
- Franco Moretti. The slaughterhouse of literature. *MLQ: Modern Language Quarterly*, 61(1):207–227, 2000.
- Nasrin Mostafazadeh, Nathanael Chambers, Xiaodong He, Devi Parikh, Dhruv Batra, Lucy Vanderwende, Pushmeet Kohli, and James Allen. A corpus and cloze evaluation for deeper understanding of commonsense stories. In Kevin Knight, Ani Nenkova, and Owen Rambow, editors, *Proceedings of the 2016 Conference of the North American Chapter of the Association for Computational Linguistics: Human Language Technologies*, pages 839–849, San Diego, California, June 2016. Association for Computational Linguistics. doi: 10.18653/v1/N16-1098. URL <https://aclanthology.org/N16-1098/>.
- Kotaro Nishigori and Hideaki Takeda. Evaluating narrative coherence in collaborative storytelling with generative ai. In *Proceedings of the 2025 Conference on Creativity and Cognition, C&C ’25*, page 443–447, New York, NY, USA, 2025. Association for Computing Machinery. ISBN 9798400712890. doi: 10.1145/3698061.3734393. URL <https://doi.org/10.1145/3698061.3734393>.
- Andrew Ortony and Derek Partridge. Surprisingness and expectation failure: what’s the difference? In *IJCAI*, volume 87, pages 106–108, 1987.
- Andrew Piper, Hao Xu, and Eric D Kolaczyk. Modeling narrative revelation. In *CHR*, pages 500–511, 2023.
- Hannah Rashkin, Aslı Celikyilmaz, Yejin Choi, and Jianfeng Gao. PlotMachines: Outline-conditioned generation with dynamic plot state tracking. In Bonnie Webber, Trevor Cohn, Yulan He, and Yang Liu, editors, *Proceedings of the 2020 Conference on Empirical Methods in Natural Language Processing (EMNLP)*, pages 4274–4295, Online, November 2020. Association for Computational Linguistics. doi: 10.18653/v1/2020.emnlp-main.349. URL <https://aclanthology.org/2020.emnlp-main.349/>.
- Elaine Reese, Catherine A Haden, Lynne Baker-Ward, Patricia Bauer, Robyn Fivush, and Peter A Ornstein. Coherence of personal narratives across the lifespan: A multidimensional model and coding method. *Journal of cognition and development*, 12(4):424–462, 2011.

- Brian Richardson. Singular text, multiple implied readers. *Style*, 41(3):259–274, 2007.
- Alexander J Sallas. *The Logic of Possibility: On the Concept of Deus Ex Machina*. PhD thesis, The University of Western Ontario, 2024.
- Eric Sandberg. *Studying Crime in Fiction: An Introduction*. Taylor & Francis, 2024.
- Judith P Saunders. Why we read detective fiction: Theory of mind in action. In *Evolution and Popular Narrative*, pages 156–181. Brill, 2019.
- Dorothy L. Sayers. Introduction. In *Great Short Stories Of Detection Mystery and Horror*, pages 11–18. Victor Gollancz, London, 1936.
- John Scaggs. *Crime fiction*. Routledge, 2005.
- Thomas Schatz. The structural influence: New directions in film genre study. *Quarterly Review of Film & Video*, 2(3):302–312, 1977.
- Wolf Schmid. Implied reader. *Handbook of narratology*, 1:301–309, 2014.
- Gregory Schraw, Terri Flowerday, and Stephen Lehman. Increasing situational interest in the classroom. *Educational Psychology Review*, 13(3):211–224, 2001. ISSN 1040726X, 1573336X. URL <http://www.jstor.org/stable/23363477>.
- Lion Schulz, Miguel Patrício, and Daan Odijk. Narrative information theory, 2024. URL <https://arxiv.org/abs/2411.12907>.
- Claude Elwood Shannon. A mathematical theory of communication. *The Bell system technical journal*, 27(3):379–423, 1948.
- Eliot A. Singer. The whodunit as riddle: Block elements in agatha christie. *Western Folklore*, 43(3): 157–171, 1984. ISSN 0043373X. URL <http://www.jstor.org/stable/1499897>.
- Nathaniel J Smith and Roger Levy. Optimal processing times in reading: A formal model and empirical investigation. In *Proceedings of the Annual Meeting of the Cognitive Science Society*, volume 30, 2008.
- Zayne Sprague, Xi Ye, Kaj Bostrom, Swarat Chaudhuri, and Greg Durrett. Musr: Testing the limits of chain-of-thought with multistep soft reasoning, 2024. URL <https://arxiv.org/abs/2310.16049>.
- Timothy Steele. The structure of the detective story: Classical or modern? *Modern Fiction Studies*, 27(4):555–570, 1981. ISSN 00267724, 1080658X. URL <http://www.jstor.org/stable/26281062>.
- Tzvetan Todorov. The typology of detective fiction. In David Lodge, editor, *Modern Criticism and Theory: a Reader*, pages 157–165. Longman, 1988.
- Vera Nelleke Veldhuizen. The curious case of children’s detective fiction: Analysing the adaptation of the classic detective formula for a child audience. *Crime Fiction Studies*, 4(2):162–178, 2023. doi: 10.3366/cfs.2023.0096. URL <https://doi.org/10.3366/cfs.2023.0096>.
- Prashanth Vijayaraghavan and Deb Roy. M-sense: Modeling narrative structure in short personal narratives using protagonist’s mental representations, 2023. URL <https://arxiv.org/abs/2302.09418>.
- Eitan Wagner and Omri Abend. What do language model probabilities represent? from distribution estimation to response prediction. *arXiv preprint arXiv:2505.02072*, 2025.
- Yi Wang and Max Kreminski. Can llms generate good stories? insights and challenges from a narrative planning perspective, 2025. URL <https://arxiv.org/abs/2506.10161>.

David Wilmot and Frank Keller. Modelling suspense in short stories as uncertainty reduction over neural representation. In Dan Jurafsky, Joyce Chai, Natalie Schluter, and Joel Tetreault, editors, *Proceedings of the 58th Annual Meeting of the Association for Computational Linguistics*, pages 1763–1788, Online, July 2020. Association for Computational Linguistics. doi: 10.18653/v1/2020.acl-main.161. URL <https://aclanthology.org/2020.acl-main.161>.

Kaige Xie and Mark Riedl. Creating suspenseful stories: Iterative planning with large language models. In Yvette Graham and Matthew Purver, editors, *Proceedings of the 18th Conference of the European Chapter of the Association for Computational Linguistics (Volume 1: Long Papers)*, pages 2391–2407, St. Julian’s, Malta, March 2024. Association for Computational Linguistics. URL <https://aclanthology.org/2024.eacl-long.147/>.

Anbang Ye, Christopher Cui, Taiwei Shi, and Mark O. Riedl. Neural story planning, 2022. URL <https://arxiv.org/abs/2212.08718>.

A Proofs

A.1 Intelligence and clue probabilities

Here, we show that reader intelligence can be interpreted as a result of similar clue probability judgments among detectives.

Lemma 1. Assume M is an internal reader. If for all steps $j \leq i + 1$ and all culprits y :

$$|\log p_M(y | C_{1...j}) - \log p_{M_1}(y | C_{1...j})| \leq \epsilon_{\log} \quad (28)$$

then the difference in clue effectiveness is bounded by:

$$|C\text{-EFF}_M(i + 1) - C\text{-EFF}_{M_1}(i + 1)| \leq 2\epsilon_{\log} \quad (29)$$

Proof. The clue effectiveness is the expected reduction in cross-entropy:

$$\begin{aligned} C\text{-EFF}_M(i + 1) &= H(M_\infty(i); M(i)) - \mathbb{E}[H(M_\infty(i + 1); M(i + 1))] \\ &= \sum_y p_{M_\infty}(y | X_{1...i}) \log p_M(y | X_{1...i}) - \mathbb{E} \left[\sum_y p_{M_\infty}(y | X_{1...i+1}) \log p_M(y | X_{1...i+1}) \right] \end{aligned} \quad (30)$$

Since M is an internal reader, its probabilities are equal to the probabilities of some detective model D . By our assumption, we have bounds on the log probabilities and therefore on their weighted averages:

$$\begin{aligned} &\left| \sum_y p_{M_\infty}(y | X_{1...i}) \log p_D(y | C_{1...i}) - \sum_y p_{M_\infty}(y | X_{1...i}) \log p_{D_1}(y | C_{1...i}) \right| \\ &= \left| \sum_y p_{M_\infty}(y | X_{1...i}) \left[\log p_D(y | C_{1...i}) - \log p_{D_1}(y | C_{1...i}) \right] \right| \\ &= \sum_y p_{M_\infty}(y | X_{1...i}) |\log p_D(y | C_{1...i}) - \log p_{D_1}(y | C_{1...i})| \leq \epsilon_{\log} \end{aligned} \quad (31)$$

This bound also holds for $i + 1$ and for the expectation too. So we get:

$$|C\text{-EFF}_M(i) - C\text{-EFF}_{M_1}(i)| \leq \epsilon_{\log} + \epsilon_{\log} = 2\epsilon_{\log} \quad (32)$$

□

From this lemma, we conclude that if an internal reader has similar predictions as the brilliant-detective reader, it is also intelligent.

A.2 External coherence and the genre detective

We can view every story generation model SM as a sample from a distribution, which we call the **genre**, $SM \sim p_G(SM)$. A random detective story, with an unspecified reader, is thus a sample from the genre generation model GM , which is the mixture model of all story generation models:

$$p_{GM}(X) = \sum_{SM'} p_G(SM') \prod_{i=1}^N p_{SM'}(x_i | X_{1...i-1}) \quad (33)$$

Any story generation model SM implicitly defines a joint probability over clues. This is also true for the genre generation model, which is also a story generation model. Therefore, a story generation model also induces a detective D_{SM} .

We assume the detective induced by the genre D_{GM} to be identical to the brilliant detective. In other words, the brilliant detective is optimal given the genre. Although brilliant detectives clearly vary in their investigative style (see de Lima et al. [2025] for an AI-driven approach for characterizing investigative methods), we do expect their clue understanding to be similar. With this assumption, we show that similarity between D_{SM} and D_{GM} leads to external coherence.

Proposition. *Assume similarity between a detective induced by a specific story generation model SM and the detective induced by the genre generation model GM . That is,*

$$|\log p_{D_{SM}}(y | C_{1...j}) - \log p_{D_{GM}}(y | C_{1...j})| \leq \epsilon_g, \quad \forall j \leq N \quad (34)$$

This similarity leads to external coherence, with the bound:

$$|C\text{-EFF}_{M_1}(i) - C\text{-EFF}_{M_\infty}(i)| \leq 2\epsilon_g \quad (35)$$

Proof. This is identical to the proof of Lemma 1, with the assumption that $D_{SM} = D_1$ and using the D_{SM} instead of D . \square

B Other Metrics

B.1 Surprise.

Many metrics were proposed for surprise in different cases, for example, in reading comprehension. Hale [2001] defines the surprise as the log-probability assigned to the observed word. This definition was generally adopted in surprisal theory [Smith and Levy, 2008].

In their famous work, Ely et al. [2015] formulate the notion of surprise as a change in the belief. Wilmot and Keller [2020] suggest an implementation of this idea while using a full language modeling distribution, and Piper et al. [2023] implement it (described as “revelation”) with word-frequency language modeling. Schulz et al. [2024] define a similar metric (“pivot”) for a general property of the story. In our work, we assess the surprisal regarding the identity of the culprit.

A challenge with this formulation is that it captures changes regardless of their direction. In the case of a story with a distractor, it will, on one hand, capture belief changes from the distractor to the true culprit. But on the other hand, it will give high scores also to changes that take it further away from the truth.

B.2 Coherence.

Based on Wilmot and Keller [2020], define surprisal as the entropy reduction. Although proposed as a surprisal metric, entropy reduction is problematic when a distractor is involved, since a false belief also has low entropy. However, from the keen reader’s view, we can see entropy reduction as a coherence metric. For example, we can measure the Spearman correlation between the location in the story and the freedom (so monotonic reduction will give -1). In practice, like other information metrics, this method is challenging to compute, especially when using sampling, since a small number of samples will limit the possible values and thus limit the possible decreasing steps.

Acciai et al. [2025] apply the cognitive psychology Narrative Coherence Coding Scheme [NaCCS; Reese et al., 2011] to evaluate coherence of personal narratives generated by LLMs. Nishigori and Takeda [2025] evaluate coherence of stories that were generated in collaboration with LLMs.

C Implementation Details

C.1 Prompts

Here we provide the prompts that were used in the experiments.

In all settings, the system prompt is:

You are a story writer.

Story generation. For generation, the following prompt is given by the user:

We will generate a misleading detective story step by step. There will be <story length> paragraphs in total.

I will ask you to generate one paragraph at a time.

At least four characters should be introduced in the story and one of them will be the culprit.

The story must also have a distracting character that should be suspected as the true culprit.

The clues should be misleading and point to the distracting character until the end of the story when the truth is discovered. Make sure that the clues are consistent with the true outcome.

The distracting character must be one of the four suspects.

I will give you the paragraph number and only then will you write the paragraph itself. In each step you will generate a single paragraph – do NOT write multiple paragraphs in a single step.

Make sure to reveal the true culprit by the end of the story. Do not add numbers to the paragraphs.

Be focused on the story writing without extra explanations.

The assistant answers:

Understood. Please provide the paragraph number.

Then the user sequentially inputs the prompt:

Now generate Paragraph <i + 1> out of <story length>

where in the last paragraph

(the last paragraph in the story)

is added.

We note that for generation in the sampling cases, a list of names (for suspects) is given to the model as part of the prompt.

Gullible reader. To simulate a naïve reader, the following prompt is used:

I want you to give me likelihood estimates for the true and distracting culprit identities in the following story.

I want lists of four prediction probabilities, a value for each of four suspects (representing the likelihood that the suspect is the true or distracting culprit). Even if a suspect is completely ruled out, he should still be included (and assigned a low probability).

Give me a JSON dictionary with the probabilities. Make sure to follow the exact format in the example. Give me only the JSON. Do not put comments in the JSON.

The suspects are: <list of suspects>. Please do not change the identity and order of suspects.

For example, if it's clear that A is the distracting culprit and B is the most likely true culprit, then return something like:

```
““json
{
  "suspects": ["A", "B", "C", "D"],
  "probabilities": [0.0, 0.9, 0.05, 0.05],
  "distractor_probabilities": [1.0, 0.0, 0.0, 0.0]
}
““
```

I want you to give probability estimations as if the events in the story are real, ignoring the interest of the writer. You should estimate the most likely truth, even if is boring.

The story is:

BEGINNING OF STORY

<story text>

END OF STORY

We note that for the first generation, the list of suspects is not given. Instead, the model is instructed to introduce at least four characters, and one of them will be the true culprit.

Paragraph filling. For paragraph filling, we used the following prompt:

I will give you a story with a missing paragraph (marked by "[MISSING]") and six options for filling it.

Give me a list of probabilities for the paragraph that can fill in the missing spot. I stress that the goal is not to predict what was in the spot but rather to answer about what makes sense given the actual ending.

Notice that some paragraphs might be hidden (marked by [HIDDEN]). I will NOT ask you about filling those paragraphs, only the [MISSING] one.

For example, if the second options is the best, the first is also possible and the others make very little sense, then you answer should look like:

```
““json
{
  "options": ["a", "b", "c", "d", "e", "f"],
  "probabilities": [0.25, 0.55, 0.05, 0.05, 0.05, 0.05]
}
““
```

Your response should be the JSON dictionary only, with no additional text.

The story is:

BEGINNING OF STORY

<story text>

END OF STORY

The optional paragraphs are:

<list of the optional paragraphs, in the form a. first paragraph, b. second paragraph>

D Statistics

In Table 2 we report general statistics regarding the variation in the generated stories.

Model	length \pm std	$p(\text{t-cul.})$	$p(\text{M})$	$p(\text{t-det.})$	$p(\text{M})$	$p(\text{t-vic.})$	$p(\text{M})$
Llama-3.2-1B	2875.6 ± 1319.81	0.1 (many)	0.7	0.6 (Jameson)	0.7	–	–
Llama-3.2-3B	3338.6 ± 232.76	0.3 (Rachel)	0.3	1. (Jameson)	1.	0.5 (Richard)	0.8
Llama-3.1-8B	3161.6 ± 191.24	0.2 (Emily)	0.7	1. (Jameson)	1.	0.5 (Richard)	0.6
Llama-3.1-70B	3349.2 ± 334.78	0.4 (Emma)	0.9	0.8 (Jameson)	0.9	0.6 (Richard)	0.8
Llama-3.3-70B	5670.6 ± 399.42	0.5 (Emma)	0.5	1. (Jameson)	1.	0.6 (Richard)	1.
Gemini-1.5-flash	1183.5 ± 107.65	0.5 (Beatrice)	0.8	0.6 (Davies)	1.	1. (Ashworth)	1.
Gemini-1.5-pro	1136.7 ± 83.53	0.9 (Black-wood)	0.9	0.6 (Davies)	1.	1. (Black-wood)	1.
GPT-4o-mini	4996.2 ± 279.88	0.1 (many)	0.8	0.4 (Clara)	0.3	0.2 (Harold)	0.5
GPT-4o	6731.2 ± 975.63	0.2 (3 names)	0.5	0.4 (Elanor)	0.0	0.3 (Victor)	0.9

Table 2: Statistics for the different stories.