
Reasoning Models are Test Exploiters: Rethinking Multiple Choice

Narun K. Raman
Department of Computer Science
University of British Columbia
Vancouver, BC

Taylor Lundy
Department of Computer Science
University of British Columbia
Vancouver, BC

Kevin Leyton-Brown
Department of Computer Science
University of British Columbia
Vancouver, BC

Abstract

When evaluating Large Language Models (LLMs) in question-answering domains, it is common to ask the model to choose among a fixed set of choices (so-called multiple-choice question-answering, or MCQA). Although downstream tasks of interest typically do not provide systems with explicit options among which to choose, this approach is nevertheless widely used because it makes automatic grading straightforward and has tended to produce challenging benchmarks that correlate sufficiently well with downstream performance. This paper investigates the extent to which this trend continues to hold for state-of-the-art reasoning models, describing a systematic evaluation of 15 different question-answering benchmarks (e.g., MMLU, HLE, GSM8K, MATH) and 25 different LLMs (including small models such as Qwen-2.5 7B Instruct and relatively large open-source models such as Llama-3.3 70B Instruct). For each model–benchmark pair, we considered 5 ways of presenting the model with questions, including variations on whether multiple choices were offered to the model at all; whether “none of the above” sometimes replaced the right answer; and whether the model was permitted to perform chain-of-thought reasoning before and/or after the choices were presented. MCQA remained a good proxy for the downstream performance of models as long as they were allowed to perform chain-of-thought reasoning only *before* being presented with the options among which they had to select. On the other hand, large models that were able to perform reasoning *after* being given a set of options tended to significantly outperform their free-text performance due to exploiting option artifacts, label priors, and elimination heuristics. We conclude that MCQA is no longer a good proxy for assessing downstream performance of state-of-the-art models, and offer practical guidelines for designing more robust, bias-resistant benchmarks that better reflect LLMs’ genuine reasoning capabilities.

1 Introduction

Early work in machine comprehension adopted multiple-choice question answer (MCQA) for straightforward, automatic grading and to mirror familiar exam formats. The MCTest corpus introduced this paradigm with 660 children’s stories and four-option questions, demonstrating that constraining answers to a fixed label set avoids free-text ambiguity and simplifies evaluation [Richardson et al., 2013]. Successors such as RACE and ARC expanded scale and domain coverage [Lai et al., 2017,

Clark et al., 2018], while MMLU broadened to 57 subjects for measuring general knowledge and reasoning in a multiple-choice format [Hendrycks et al., 2020]. MCQA benchmarks have now been widely adopted for LLM evaluation [Liang et al., 2022, Li et al., 2024], with benchmarks like MMLU [Hendrycks et al., 2020], GPQA [Rein et al., 2023], and ARC [Clark et al., 2018] having emerged as standard performance yardsticks. While high accuracy on MCQA benchmarks have historically been a good signal of reasoning (e.g., gpt-4 achieves 88.7 % accuracy on MMLU, outperforming smaller models like gemma 7b which achieved 66.0 %), the strength of that signal has been recently called into question. Performance gains have various causes: in part, LLMs truly improve at downstream tasks, and in part, they benefit from training on the same benchmarks that are used to evaluate them.

A third reason for performance gains has been getting increasing attention: the MCQA format can give models an opportunity to exploit the structure of the test itself. Models can exploit elimination heuristics or statistical “artifacts” in the option text, even when the question is withheld, achieving well above chance on purely answer-only inputs [Balepur et al., 2024, Myrzakhan et al., 2024a]. Permuting or randomizing option positions reveals selection biases that debiasing methods (e.g., PriDe) must address [Zheng et al., 2024]. Turner and Kurzeja [2025] find that a decision tree can reach almost 80 % on TruthfulQA without even reading the question. Furthermore, in our own recent work developing a benchmark called STEER-ME Raman et al. [2025], we observed models boosting MCQA performance via both “plug-and-chug” tactics and contextual anchoring on provided options, which led us to the systematic investigation described in the current work.

Despite these issues, many leaderboards and model releases continue to emphasize MCQA tasks. For instance, MCQA comprises 3 out of the 4 datasets in o1-preview’s blog post on “Learning to Reason with LLMs” [OpenAI, 2024], in 66 % of tasks in Meta’s post announcing Llama 3.1 [Meta, 2024], and 32 % of tasks in HELM [Perlitz et al., 2024]. Conversely, studies of real-world usage indicate a stark contrast: queries from ShareGPT’s dataset show users predominantly asking free-form generative outputs rather than validation tasks; MCQA-style queries constitute merely 7.2 % of the tasks [Ouyang et al., 2023]. A popular recent approach to “fixing” MCQA expands the option set with tougher distractors [Wang et al., 2024, Gema et al., 2024].

Other benchmarks go further towards true free-text question answering (FTQA), using LLMs as evaluators for open-ended answers [Li et al., 2023] and designing entirely free-response benchmarks [Myrzakhan et al., 2024a]. Span-extraction benchmarks such as SQuAD [Rajpurkar, 2016], HotpotQA [Yang et al., 2018], and DROP [Dua et al., 2019] require models to locate answer spans in passages and are evaluated by exact-match or token-level F1. Adversarial QA (e.g., Adversarial SQuAD) introduces distracting or perturbed contexts to probe robustness [Jia and Liang, 2017]. Human- or strong-LLM adjudicated open-ended QA, as in NarrativeQA [Kočíský et al., 2018] and AlpacaEval [Li et al., 2023], compares free-form responses via pairwise or rubric-based judgments. Hybrid benchmarks with short-answer questions (e.g., HLE) combine closed and open-ended formats to reduce guesswork and selection bias [Phan et al., 2025]. Nonetheless, FTQA remains feasible primarily in constrained domains where responses are numeric or easily parsed [Hendrycks et al., 2021, Raman et al., 2025], and current LLM evaluators still exhibit notable biases [Chen et al., 2024].

In this paper, we systematically investigate evaluation formats to identify efficient alternatives to full FTQA, which mitigate MCQA’s known pitfalls. We begin by describing our the benchmarks we selected in Section 2 and then go onto describe our evaluation methodology and model lineup in Section 3. We compare model performance across four evaluation formats: (1) MC-CoT, where models choose among fixed answer options; (2) CoT, where models produce entirely free-form answers without provided choices; (3) CoT-MC-1T, where models first reason freely before selecting from provided options; and (4) where a placeholder none of the above option¹ is introduced to calibrate the evaluation baseline and reduce reliance on elimination strategies. We then examine performance differences in accuracy and confidence calibration to expose how MCQA can both inflate perceived strengths and obscure genuine capabilities in LLM reasoning. We leave the discussion to these findings in Section 4 and offer a few highlights. We observe evidence of increasing (chance-corrected) gaps between MCQA and FTQA performance as model size increases. We furthermore observe that multiple-choice formats benefit reasoning models disproportionately so than to their non-reasoning counterparts. In fact, smaller models are particularly susceptible to difficult distractors and

¹We randomized the order of options so “above” is not a useful indicator. We therefore used “No other option is correct” but for intuition’s sake we refer to it in the paper as NOTA.

tend to perform worse than on free-text. Finally, we offer some practical takeaways when designing benchmarks in Section 6.

2 Benchmarks

We evaluated LLMs on 15 benchmarks spanning diverse domains and question formats. Except where indicated otherwise, each benchmark consists entirely of four-option multiple-choice questions.

2.1 Multiple-Choice Question-Answering (MCQA) Benchmarks

MMLU is a collection of 15,908 multiple-choice questions across 57 domains [Hendrycks et al., 2020].

MMLU-Pro is an extension of MMLU that increases difficulty by filtering out questions that most models find easy and by expanding the option set for each question from 4 to 10 [Wang et al., 2024].

Open-LLM is a suite containing various benchmarks: ARC, WinoGrande, PIQA, CommonsenseQA, RACE, MedMCQA, and OpenbookQA [Myrzakhan et al., 2024a].

GPQA Diamond is the most difficult split of the graduate-level Google-Proof Q&A (GPQA) benchmark. The diamond subset contains 198 questions spanning advanced biology, chemistry, and physics [Rein et al., 2023].

2.2 Free-Text Question-Answering (FTQA) Benchmarks

GSM8K is a dataset of grade-school math word problems, whose answers are usually a number or simple phrase [Cobbe et al., 2021].

MATH is a dataset of 12,500 competition-level mathematics problems. The answers are typically a short number or expression [Hendrycks et al., 2021].

PythonIO is a program output prediction task converted from HumanEval [Chen et al., 2021] and MBPP [Austin et al., 2021] [Zhang et al., 2024].

AIME 2025 is a two-set exam each containing 15 questions (30 in total) of increasing difficulty, with the answer to every question being a single integer from 0 to 999 [AIME, 2025].

STEER-ME is a benchmark testing economic reasoning consisting of questions whose answers are numeric or functional forms. The dataset contains between 1,000–5,000 questions about each of 58 economic scenarios [Raman et al., 2025].

3 Methodology

3.1 Evaluation Formats

The question of how to present MCQA and FTQA questions to LLMs gives rise to a large design space. We focus on two key dimensions of this space: how the question is formatted and what form the LLM’s response is allowed to take.

Question formats We present MCQA questions to the model in two formats. In the first format we present the question stem (i.e. “What is $2+2$?”) followed by k options. Most of our benchmarks set $k = 4$; in these cases, we drop k .

Following our work in Raman et al. [2025], in the second format we amended multiple-choice questions by inserting a “None of the above” (NOTA) placeholder. For a given benchmark in $1/k$ of the questions, we replaced the *correct* answer a with NOTA. In the remaining questions, we replaced one *incorrect* answer o_j with NOTA, chosen uniformly at random. Let o_{NOTA} be the set of options with NOTA replacing an option. Note that an LLM that always picks NOTA now performs at the random-guess baseline, making any systematic improvement over this baseline evidence of comprehension.

We format every MCQA question in our analysis into these two formats:

Question format	Model input (s)
MC	Multiple choice options displayed
MCNA	Multiple choice options displayed with NOTA

Table 1: What the model *receives*.

Response formats We consider how an LLM responds to some context as a function mapping an input string to an output string or a distribution over next tokens. Exactly what this function outputs not only depends on the inputted context but also on the LLM. Reasoning models (e.g., OpenAI’s o1; DeepSeek’s R1) are fine tuned always to output chain-of-thought tokens; we denote any response format where there is chain-of-thought before an answer as CoT. Non-reasoning models can be prompted to output a single token without *any* chain-of-thought reasoning; we denote such a response format as 1T.

Response function	Model output
CoT	CoT, including final answer token
1T	Single token (e.g., ‘A’ or ‘C’)

Table 2: How the model *answers*.

Evaluation configurations An evaluation configuration is an (input, response) pair which when called produces an output that can be evaluated. We consider both one-stage and two-stage configurations. We begin by defining one-stage configurations and then use those concepts to define our two-stage configurations.

MCQA and FTQA are standard one-stage evaluation configurations. An important design dimension separating MCQA and FTQA is whether a model can incorporate the options into their reasoning (MC-CoT) or whether the reasoning happens without knowledge of the options (CoT). We consider three one-stage evaluation configurations:

Evaluation Configuration	Description
CoT	The model is given the question and outputs CoT response.
MC-CoT	The model is given the question w/ MC and outputs CoT response.
MCNA-CoT	The model is given the question w/ MCNA and outputs CoT response.

Table 3: One-stage evaluation configurations.

Given these one-stage configurations we can also construct a hybrid approach which first asks the model to perform an CoT step, after which the model is presented with the options and (potentially) performs a subsequent MC-CoT step. In Raman et al. [2025], we introduced CoT-MC-1T (f.k.a “hidden”); a two-stage configuration which collects a response and then asks the model to map that answer onto a discrete choice. The response function used in the second step depends on the LLM and we represent this through sequencing. The first step (CoT) produces a chain-of-thought and a provisional answer; in the next step the LLM receives the first step’s output as well as multiple-choice options and must decide which option—possibly NOTA—best matches its own earlier answer.

Unlike recent paradigms, such as those introduced by [Myrzakhan et al., 2024b], where another LLM is then asked to judge whether the outputted response is correct, CoT-MC-1T avoids the introduced bias of a secondary model by having the same LLM map its complete CoT output to the provided choices. By decoupling CoT reasoning from exposure to the answer choices, CoT-MC-1T prevents the model from “backing out” the correct option during CoT, yet still leverages its semantic understanding for automated, multiple-choice scoring.

A notable limitation is that because the second stage reintroduces the options to the same model that generated the chain-of-thought, reasoning models can still exploit option artifacts or apply elimination

Evaluation Configuration	Description
CoT-MC-1T	The model is given the question and outputs CoT response. (·) \hookrightarrow the model is given the context w/ MC and outputs a letter.
CoT-MCNA-1T	—same as (·)— \hookrightarrow the model is given the context w/ MCNA and outputs a letter.
CoT-MC-CoT	—same as (·)— \hookrightarrow the model is given the context w/ MC and outputs CoT.
CoT-MCNA-CoT	—same as (·)— \hookrightarrow the model is given the context w/ MCNA and outputs CoT.

Table 4: Two-stage evaluation configurations.

heuristics when selecting their final label. This residual vulnerability means CoT-MC-CoT mitigates, but does not entirely eliminate, the shortcuts afforded by multiple-choice formats.

However, CoT-MCNA-CoT potentially mitigates this issue for reasoning models. The model only gets to reason on $1 - 1/k$ questions where the correct answer is present in the second-step option sets, meaning relying on elimination, rather than grounding their answers in the earlier reasoning trace, is more likely to fail.

3.2 Question Format Conversion

A core aspect of our methodology is asking LLMs questions on multiple-choice and free-text formats to examine how format alone affects performance. In this section, we describe how we converted the benchmarks listed in Section 2 to the alternate format.

MCQA \rightarrow FTQA: We start with the datasets within Open-LLM. The dataset suite was constructed by filtering out questions from multiple datasets, which were not suitable for open-style answering. The filtering process they used kept many MCQA questions that would not be viable FTQA questions. So we employed two subsequent filtering procedures: (1) Removed all questions that contained text that explicitly or implicitly mentioned the options in the stem (e.g., ‘Which of the following’, ‘What can be concluded from the passage’) via substring search, and (2) Removed all stems that did not end with a period or question mark (e.g., ‘While training the rats, the trainers have to be’). After this filtering process, 62.81 % of the total dataset remained of both MCQA/FTQA questions. For more details and a breakdown for each dataset see Appendix B. Note that this likely omitted convertible MCQA questions. We did the same two-step filtering for MMLU-Pro, reducing the original test set of 12,032 questions to 7,130 questions.

FTQA \rightarrow MCQA: For most of the datasets that were originally instantiated in FTQA as listed in Section 2.2, we use the MCQA versions created by Zhang et al. [2024]. These datasets were constructed by collecting answers and incorrect predictions on GSM8K, MATH, HumanEval and MBPP from 60 open-source models. We followed their procedure to create multiple-choice options for the AIME 2025 benchmark. Finally, STEER-ME includes programmatically generated multiple-choice options as part of the benchmark.

We stress that we did not alter the content of the questions nor their correct answers for any benchmark; only the presentation is different. This isolates the “exploitability” of the multiple-choice format as the variable of interest. Furthermore, given that we are not using an LLM or other model-based tool to evaluate the free-text answer, there are many MCQA questions that pass the filtering steps that cannot be evaluated in free-text. For example, when a question asks for an answer and a reason: “Should the state court look to federal or state law to decide the effect of the judgment?” With possible completions: “State law, because X...” or “State law, because Y...” For those questions, we only evaluate correctness on formats where the model gets to see the options (e.g, CoT-MC-CoT or CoT-MC-1T).

3.3 Evaluation Metrics

We evaluate LLM performance and behavior using several metrics:

Accuracy: The primary metric is the percentage of questions answered correctly. For MCQA this is simple: a response is correct if the model’s chosen option letter matches the correct option letter. For FTQA, a response is correct if it matches the known correct answer. In the case of numeric answers, we require numerical equivalence after rounding the correct answer to the number of significant figures the model reports. This penalizes overprecision: if an LLM reports more significant figures than necessary and is incorrect, that discrepancy is treated as an error. For functional answers, we convert the text into sympy and simplify, testing equivalence through sympy’s built-in functionality.

Calibration: We measure how different formats affect the confidence the LLM places on its answer and how well that aligns with its accuracy. For multiple-choice, we can obtain a confidence score by looking at the LLM’s probability (or logit) for each option. Concretely, we extract the probability it assigns to each option token (after normalizing by either RPM strategy). We then compute the expected calibration error (ECE) by comparing the LLM’s confidence in its answer with the empirical accuracy [Naeini et al., 2015]. This metric helps assess whether multiple-choice formats lead to overconfident guessing. Indeed, if an LLM is merely guessing among the choices, a well-calibrated LLM’s confidence should not be high; overconfidence in MCQA would indicate it is “fooled” by the presence of an answer it recognizes.

3.4 Experimental Setup

In total, we evaluated 25 LLMs. We briefly list the models in Table 5 and leave the full list including the model cards and configurations to Table 7 in Appendix A.

For all of the datasets, other than STEER-ME, we evaluated each LLM on 5,000 questions per dataset. For STEER-ME we ran 100 questions per element which was 5,800 questions in total. We obtained 26 open-source LLMs from the HuggingFace Hub [Wolf et al., 2019] and ran them on between 1 to 4 L40 GPUs. For all prompts we tune the softmax temperature T to recommended settings. For non-reasoning models (e.g., mistral 7b-instruct) we use greedy decoding ($T = 0$), yielding deterministic outputs. For reasoning models (e.g., deepseek-r1) we use their recommended temperature (typically 0.6–0.8).

Model	Variant
DeepSeek-R1	70 B, 32 B, 7 B
Qwen3	32 B, 14 B, 8 B
Llama-3.1	8 B
Llama-3	70 B, 8 B
QwQ	32 B
Qwen2.5	72 B, 32 B, 14 B, 7 B, ...
Mixtral	8x7 B
Gemma3	27 B, 12 B, 4 B
AI21labs	1.5-mini, 1.6-mini

Table 5: List of models we evaluated

In Table 6, we list the evaluation configurations that we ran on each model type.

Answer Extraction For CoT we ask the model to leave the answer in ‘\boxed{ }.’ To extract answers from the model-generated reasoning content we use regex and match until we find the correct closing brace. If this regex fails to retrieve a valid response, we use a secondary regex ‘\.[aA\]nswer:\s*([^{ }]+)’ for a second attempt to extract the answer. We call any questions that permit this form of extraction CoT-extractable.

For 1T we decode the distribution over the next token after ‘Answer: ’ as well as ‘Answer:\n’, picking whichever protocol assigns the correct token the highest probability.

Evaluation Configuration	Model Type	
	Reasoning	Non-reasoning
CoT	✓	✓
MC-CoT	✓	✓
MCNA-CoT	✓	✓
CoT-MC-1T	✗	✓
CoT-MCNA-1T	✗	✓
CoT-MC-CoT	✓	✗
CoT-MCNA-CoT	✓	✗

Table 6: This table lists the evaluation protocols we ran for each model type.

4 Results

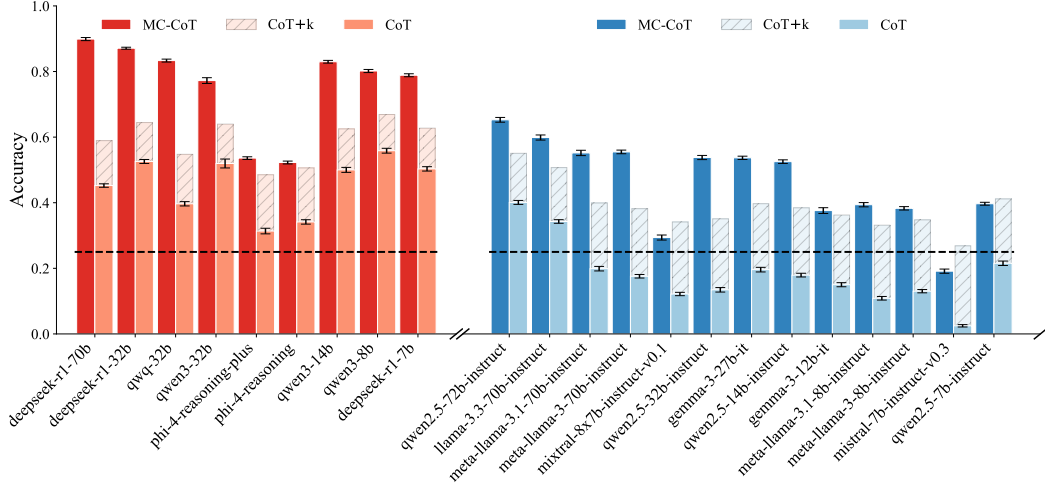


Figure 1: Pass@1 accuracy of each LLM on the set of CoT-extractable questions in the benchmark suite over MC-CoT (dark) and CoT (light). LLMs are grouped into reasoning models on the left (red) and non-reasoning models on the right (blue). Beneath every CoT bar, we plot the boost in accuracy CoT would have gotten with random guessing denoted CoT+k. Within each group, models are sorted by parameter count.

Figure 1 reports each LLM’s pass@1 accuracy under the MC-CoT format and the CoT formats. A clear trend emerges: The largest models—and the most performant—exhibit the largest positive gaps between MC-CoT and CoT (see Figure 2). All models above roughly 50 B parameters scored 20 to 30 percentage points higher when choices are given before CoT, with the difference being even larger for reasoning models. One might expect that a sufficient rationale for this gap is due to selecting the closest-answer to the one arrived in the CoT. However, this heuristic was not very common, especially among reasoning models. We observed this behavior $\sim 23\%$ of the time when a reasoning model was correct in MC-CoT and wrong in CoT (see Appendix C for a breakdown for each model). Furthermore, even when we boosted MC-CoT’s performance with the benefit random guessing, denoted CoT+k, reasoning models tend to outperform on MC-CoT.² This pattern casts doubt on high MC-CoT scores as evidence of deep reasoning, and conversely warn against interpreting poor MC-CoT accuracy in small models as a fundamental lack of capability.

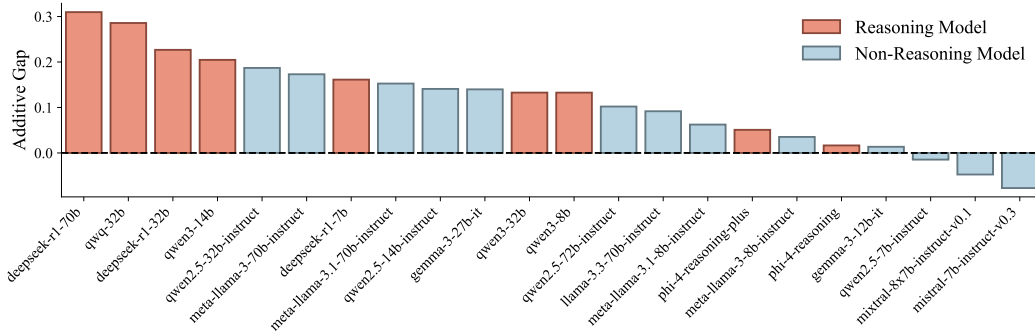


Figure 2: The figure plots the additive gap between MC-CoT and CoT+k for all reasoning models and all models that performed better on MC-CoT than CoT on the CoT-extractable questions.

²Every question in the benchmark set we used for this result had 4 multiple-choice options. Therefore, the CoT+k score is computed as follows: $\text{score}(\text{CoT}) \times 0.75 + 0.25$.

Figure 2 shows that the trend of over-performing on MC-CoT is particularly pronounced for reasoning models. Most state-of-the-art open-source reasoning models have a larger MC-CoT \leftrightarrow CoT gap than any non-reasoning model.

4.1 Evidence of Exploitation

We took a closer look at the models with positive additive gaps to identify how much is due to exploitation and how much is due to random guessing. We started by comparing LLM performance on MC-CoT and CoT-MC-1T (CoT-MC-CoT for reasoning models). If a model’s performance on CoT-MC-1T was worse than on MC-CoT, that would be evidence of “exploiting” behavior. To account for any drop in performance due to mapping issues, we super-scored CoT-MC-1T with CoT: if a model was correct on a question on either format then they were deemed correct. Perhaps unsurprisingly, reasoning models performed better on super-scored CoT-MC-1T than MC-CoT. However, in this analysis we observed evidence of exploiting behavior among the largest non-reasoning models. In fact, the three largest non-reasoning LLMs we tested, exhibited higher performance on MC-CoT than super-scored CoT-MC-1T (the left-most (orange) models in Figure 3).

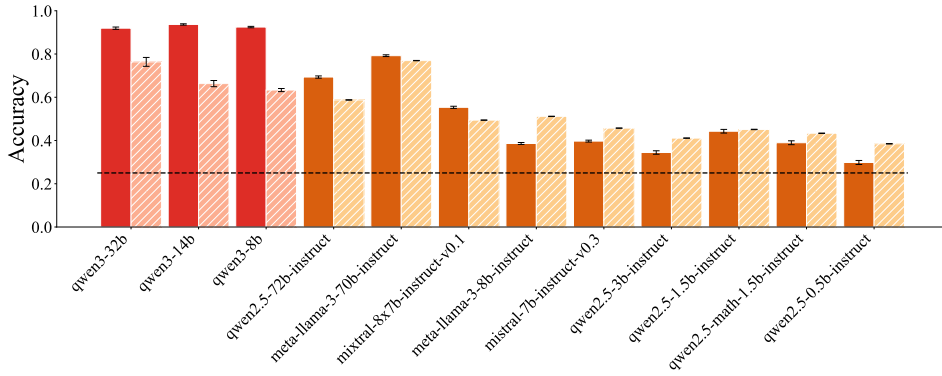


Figure 3: This figure plots the accuracy of non-reasoning models on MC-CoT (dark orange) and non-reasoning models superscored (i.e., correct if correct on either) on CoT and CoT-MC-1T (light orange w/ hatches). Also plotted is the accuracy of qwen3 models on MC-CoT (dark red) and super-scored on CoT and CoT-MC-1T where thinking mode is turned off in the second step of CoT-MC-1T.

Given that reasoning models are allowed a second-stage of reasoning, the CoT-MC-CoT configuration only serves to increase inference-time compute. As a result we see increased performance metrics. However, qwen3 models have the functionality to switch off their reasoning capabilities, allowing us to evaluate them on CoT-MC-1T and conduct the same analysis as we did with non-reasoning models. On the far left in Figure 3 in red see a similar, and wider, gap indicating greater prevalence of exploitation.

4.2 Effect of NOTA

While CoT-MC-CoT allows reasoning models to refine their provisional answers by re-examining the options, CoT-MCNA-CoT can disrupt this second-pass shortcut. We observed that most models exhibit at least some downward shift (other than the phi-4 models): although these LLMs achieve high accuracy when they can reason over the full option set, their performance drops by 10 to 20 pp under CoT-MCNA-CoT. One might wonder whether introducing NOTA simply adds an attractive distractor or genuinely penalizes elimination heuristics. To quantify this, we treat NOTA selection as a binary classification task and report precision and recall for both classes (Table 10). For questions where NOTA replaces the true answer, deepseek-r1 70b attains precision of 0.85 and recall of 0.58. For questions where NOTA is *not* the right answer, precision is 0.78 and recall is 0.94, indicating it rarely over-selects NOTA when a correct option exists. In other words, when the model does choose NOTA it is usually correct (high precision), but it only identifies 58 % of NOTA in when it is the correct answer (moderate recall). The fact that precision substantially exceeds recall shows the model is not unduly drawn to NOTA as a salient choice; rather, it applies NOTA selectively when its reasoning trace does not map to another valid option.

5 Limitations

We touch on some of the limitations in this work. The primary limitation to our results is that it is limited to a suite of questions that permit answer extraction through regex. While this still leaves a large swathe of questions, it remains to be seen that this methodology can be used to spot option exploitation in other less amenable questions.

Benchmarks like MMLU or STEER-ME often permit simple numeric or algebraic equivalence checks, but fully open-ended responses (e.g., essays) can’t be automatically adjudicated. Our analysis thus omits these more complex tasks.

Furthermore, performance changes on NOTA answer replacement may not be entirely due to an inability to reason about the problem, but that there is not necessarily an unambiguously correct answer. While we investigated a set of questions which contain a gold answer, this leaves open the question of more open-ended reasoning tasks.

6 Conclusions

Our investigation reveals three intertwined lessons for the design and interpretation of LLM evaluations: (1) Modern reasoning models do not merely solve questions—they dynamically leverage option sets to shortcut deep inference. The gap between MCQA and free-text performance is not noise but a window into how LLMs ground their “thoughts” in readily available cues. (2) Decoupling is essential. By separating CoT from selection—via CoT-MC-1T and CoT-MCNA-CoT—we can expose latent reasoning ability and distinguish genuine comprehension from test exploitation. This synthesis suggests that future benchmarks should treat reasoning and answer recall as orthogonal axes of evaluation. (3) Construct questions that never reference the answer choices (e.g., avoid “which of the following”), and favor prompts whose free-form answers can be parsed or mapped post-hoc. Steer clear of validation-style MCQA questions in reasoning benchmarks, and filter or transform any questions that hinge on distractor semantics. Such option-agnostic question design ensures that chain-of-thought traces reflect true problem solving rather than option exploitation.

Together, these insights call for a paradigm shift: evaluation formats must evolve in lockstep with model capabilities. As LLMs grow more adept at test-taking, our benchmarks must outpace superficial heuristics and faithfully track the emergence of genuine reasoning.

References

- AIME. Aime 2025, 2025. URL <https://huggingface.co/datasets/lchen001/AIME2025>. Accessed: 2025-05-01.
- Jacob Austin, Augustus Odena, Maxwell Nye, Maarten Bosma, Henryk Michalewski, David Dohan, Ellen Jiang, Carrie Cai, Michael Terry, Quoc Le, and Charles Sutton. Program synthesis with large language models, 2021. URL <https://arxiv.org/abs/2108.07732>.
- Nishant Balepur, Abhilasha Ravichander, and Rachel Rudinger. Artifacts or abduction: How do llms answer multiple-choice questions without the question? *arXiv preprint arXiv:2402.12483*, 2024.
- Guiming Hardy Chen, Shunian Chen, Ziche Liu, Feng Jiang, and Benyou Wang. Humans or llms as the judge? a study on judgement biases, 2024. URL <https://arxiv.org/abs/2402.10669>.
- Mark Chen, Jerry Tworek, Heewoo Jun, Qiming Yuan, Henrique Ponde de Oliveira Pinto, Jared Kaplan, Harri Edwards, Yuri Burda, Nicholas Joseph, Greg Brockman, Alex Ray, Raul Puri, Gretchen Krueger, Michael Petrov, Heidy Khlaaf, Girish Sastry, Pamela Mishkin, Brooke Chan, Scott Gray, Nick Ryder, Mikhail Pavlov, Alethea Power, Lukasz Kaiser, Mohammad Bavarian, Clemens Winter, Philippe Tillet, Felipe Petroski Such, Dave Cummings, Matthias Plappert, Fotios Chantzis, Elizabeth Barnes, Ariel Herbert-Voss, William Hebgen Guss, Alex Nichol, Alex Paino, Nikolas Tezak, Jie Tang, Igor Babuschkin, Suchir Balaji, Shantanu Jain, William Saunders, Christopher Hesse, Andrew N. Carr, Jan Leike, Josh Achiam, Vedant Misra, Evan Morikawa, Alec Radford, Matthew Knight, Miles Brundage, Mira Murati, Katie Mayer, Peter Welinder, Bob McGrew, Dario Amodei, Sam McCandlish, Ilya Sutskever, and Wojciech Zaremba. Evaluating large language models trained on code, 2021. URL <https://arxiv.org/abs/2107.03374>.
- Peter Clark, Shannan Cowhey, Oren Etzioni, Tushar Khot, et al. Think you have solved question answering? try arc, the ai2 reasoning challenge. In *arXiv preprint arXiv:1803.05457*, 2018.
- Karl Cobbe, Vardhan Kosaraju, Mohammad Bavarian, Mark Chen, Heewoo Jun, Lukasz Kaiser, Matthias Plappert, Jerry Tworek, Jacob Hilton, Reiichiro Nakano, Christopher Hesse, and John Schulman. Training verifiers to solve math word problems. *arXiv preprint arXiv:2110.14168*, 2021.
- Dheeru Dua, Yizhong Wang, Pradeep Dasigi, Gabriel Stanovsky, Sameer Singh, and Matt Gardner. DROP: A reading comprehension benchmark requiring discrete reasoning over paragraphs. In Jill Burstein, Christy Doran, and Thamar Solorio, editors, *Proceedings of the 2019 Conference of the North American Chapter of the Association for Computational Linguistics: Human Language Technologies, Volume 1 (Long and Short Papers)*, pages 2368–2378, Minneapolis, Minnesota, June 2019. Association for Computational Linguistics. doi: 10.18653/v1/N19-1246. URL <https://aclanthology.org/N19-1246/>.
- Aryo Pradipta Gema, Joshua Ong Jun Leang, Giwon Hong, Alessio Devoto, Alberto Carlo Maria Mancino, Rohit Saxena, Xuanli He, Yu Zhao, Xiaotang Du, Mohammad Reza Ghasemi Madani, Claire Barale, Robert McHardy, Joshua Harris, Jean Kaddour, Emile van Krieken, and Pasquale Minervini. Are we done with mmlu?, 2024.
- Dan Hendrycks, Collin Burns, Steven Basart, Andy Zou, Mantas Mazeika, Dawn Song, and Jacob Steinhardt. Measuring massive multitask language understanding. *arXiv preprint arXiv:2009.03300*, 2020.
- Dan Hendrycks, Collin Burns, Saurav Kadavath, Akul Arora, Steven Basart, Eric Tang, Dawn Song, and Jacob Steinhardt. Measuring mathematical problem solving with the math dataset. In *Thirty-fifth Conference on Neural Information Processing Systems Datasets and Benchmarks (NeurIPS)*, 2021.
- Robin Jia and Percy Liang. Adversarial Examples for Evaluating Reading Comprehension Systems. *CoRR*, abs/1707.07328, 2017. URL <http://arxiv.org/abs/1707.07328>.
- Tomáš Kočiský, Jonathan Schwarz, Phil Blunsom, Chris Dyer, Karl Moritz Hermann, Gábor Melis, and Edward Grefenstette. The NarrativeQA reading comprehension challenge. *Transactions of the Association for Computational Linguistics*, 6:317–328, 2018. doi: 10.1162/tacl_a_00023. URL <https://aclanthology.org/Q18-1023/>.

- Guokun Lai, Qizhe Xie, Hanxiao Liu, Yiming Yang, and Eduard Hovy. Race: Large-scale reading comprehension dataset from examinations. In *Proceedings of EMNLP*, 2017.
- Haokun Li, Ce Zhang, et al. AlpacaEval: An automatic evaluation framework for evaluating the instruction-following ability of large language models. *arXiv preprint arXiv:2303.08508*, 2023.
- Wangyue Li, Liangzhi Li, Tong Xiang, Xiao Liu, Wei Deng, and Noa Garcia. Can Multiple-choice Questions Really Be Useful in Detecting the Abilities of LLMs? In Nicoletta Calzolari, Min-Yen Kan, Veronique Hoste, Alessandro Lenci, Sakriani Sakti, and Nianwen Xue, editors, *Proceedings of the 2024 Joint International Conference on Computational Linguistics, Language Resources and Evaluation (LREC-COLING 2024)*, pages 2819–2834, Torino, Italia, May 2024. ELRA and ICCL. URL <https://aclanthology.org/2024.lrec-main.251>.
- Percy Liang, Rishi Bommasani, Tony Lee, Dimitris Tsipras, Dilara Soylu, Michihiro Yasunaga, Yian Zhang, Deepak Narayanan, Yuhuai Wu, Ananya Kumar, Benjamin Newman, Binhang Yuan, Bobby Yan, Ce Zhang, Christian Cosgrove, Christopher D. Manning, Christopher Ré, Diana Acosta-Navas, Drew A. Hudson, Eric Zelikman, Esin Durmus, Faisal Ladhak, Frieda Rong, Hongyu Ren, Huaxiu Yao, Jue Wang, Keshav Santhanam, Laurel J. Orr, Lucia Zheng, Mert Yükeşgönül, Mirac Suzgun, Nathan Kim, Neel Guha, Niladri S. Chatterji, Omar Khattab, Peter Henderson, Qian Huang, Ryan Chi, Sang Michael Xie, Shibani Santurkar, Surya Ganguli, Tatsunori Hashimoto, Thomas Icard, Tianyi Zhang, Vishrav Chaudhary, William Wang, Xuechen Li, Yifan Mai, Yuhui Zhang, and Yuta Koreeda. Holistic Evaluation of Language Models, 2022. URL <https://doi.org/10.48550/arXiv.2211.09110>.
- Meta. Introducing Llama 3.1: Our most capable models to date. <https://ai.meta.com/blog/meta-llama-3-1/>, 2024. [Accessed 12-05-2025].
- Aidar Myrzakhan, Sondos M. Bsharat, and Zhiqiang Shen. Open-llm-leaderboard: From multi-choice to open-style questions for llm evaluation. *arXiv preprint arXiv:2406.07545*, 2024a.
- Aidar Myrzakhan, Sondos Mahmoud Bsharat, and Zhiqiang Shen. Open-LLM-Leaderboard: From Multi-choice to Open-style Questions for LLMs Evaluation, Benchmark, and Arena. *CoRR*, abs/2406.07545, 2024b. doi: 10.48550/ARXIV.2406.07545. URL <https://doi.org/10.48550/arXiv.2406.07545>.
- Mahdi Pakdaman Naeini, Gregory F. Cooper, and Milos Hauskrecht. Obtaining Well Calibrated Probabilities Using Bayesian Binning. In Blai Bonet and Sven Koenig, editors, *Proceedings of the Twenty-Ninth AAAI Conference on Artificial Intelligence, January 25-30, 2015, Austin, Texas, USA*, pages 2901–2907, Austin, Texas, 2015. AAAI Press. doi: 10.1609/AAAI.V29I1.9602. URL <https://doi.org/10.1609/aaai.v29i1.9602>.
- OpenAI. Learning to reason with LLMs. <https://openai.com/index/learning-to-reason-with-llms/>, 2024. [Accessed 12-05-2025].
- Siru Ouyang, Shuhang Wang, Yang Liu, Ming Zhong, Yizhu Jiao, Dan Iter, Reid Pryzant, Chenguang Zhu, Heng Ji, and Jiawei Han. The shifted and the overlooked: A task-oriented investigation of user-GPT interactions. In Houda Bouamor, Juan Pino, and Kalika Bali, editors, *Proceedings of the 2023 Conference on Empirical Methods in Natural Language Processing*, pages 2375–2393, Singapore, December 2023. Association for Computational Linguistics. doi: 10.18653/v1/2023.emnlp-main.146. URL <https://aclanthology.org/2023.emnlp-main.146/>.
- Yotam Perlitz, Elron Bandel, Ariel Gera, Ofir Arviv, Liat Ein-Dor, Eyal Shnarch, Noam Slonim, Michal Shmueli-Scheuer, and Leshem Choshen. Efficient benchmarking (of language models). In Kevin Duh, Helena Gomez, and Steven Bethard, editors, *Proceedings of the 2024 Conference of the North American Chapter of the Association for Computational Linguistics: Human Language Technologies (Volume 1: Long Papers)*, pages 2519–2536, Mexico City, Mexico, June 2024. Association for Computational Linguistics. doi: 10.18653/v1/2024.naacl-long.139. URL <https://aclanthology.org/2024.naacl-long.139/>.
- Long Phan, Alice Gatti, Ziwen Han, Nathaniel Li, Dan Hendrycks, et al. Humanity’s last exam: Benchmarking ai on the frontier of human knowledge. *arXiv preprint arXiv:2501.14249*, 2025.
- P Rajpurkar. Squad: 100,000+ questions for machine comprehension of text, 2016.

- Narun Raman, Taylor Lundy, Thiago Amin, Jesse Perla, and Kevin Leyton-Brown. Steer-me: Assessing the microeconomic reasoning of large language models, 2025. URL <https://arxiv.org/abs/2502.13119>.
- David Rein, Betty Li Hou, Asa Cooper Stickland, Jackson Petty, Richard Yuanzhe Pang, Julien Dirani, Julian Michael, and Samuel R. Bowman. Gpqa: A graduate-level google-proof q&a benchmark, 2023. URL <https://arxiv.org/abs/2311.12022>.
- Matthew Richardson, Christopher J.C. Burges, and Erin Renshaw. MCTest: A challenge dataset for the open-domain machine comprehension of text. In David Yarowsky, Timothy Baldwin, Anna Korhonen, Karen Livescu, and Steven Bethard, editors, *Proceedings of the 2013 Conference on Empirical Methods in Natural Language Processing*, pages 193–203, Seattle, Washington, USA, October 2013. Association for Computational Linguistics. URL <https://aclanthology.org/D13-1020/>.
- Alex Turner and Mark Kurzeja. Gaming TruthfulQA: Simple Heuristics Exposed Dataset Weaknesses. <https://turntrout.com/original-truthfulqa-weaknesses>, 2025. [Accessed 06-05-2025].
- Yubo Wang, Xueguang Ma, Ge Zhang, Yuansheng Ni, Abhranil Chandra, Shiguang Guo, Weiming Ren, Aaran Arulraj, Xuan He, Ziyang Jiang, Tianle Li, Max Ku, Kai Wang, Alex Zhuang, Rongqi Fan, Xiang Yue, and Wenhui Chen. Mmlu-pro: A more robust and challenging multi-task language understanding benchmark, 2024. URL <https://arxiv.org/abs/2406.01574>.
- Thomas Wolf, Lysandre Debut, Victor Sanh, Julien Chaumond, Clement Delangue, Anthony Moi, Pierric Cistac, Tim Rault, Rémi Louf, Morgan Funtowicz, and Jamie Brew. HuggingFace’s Transformers: State-of-the-art Natural Language Processing, 2019. URL <http://arxiv.org/abs/1910.03771>.
- Zhilin Yang, Peng Qi, Saizheng Zhang, Yoshua Bengio, William Cohen, Ruslan Salakhutdinov, and Christopher D. Manning. HotpotQA: A dataset for diverse, explainable multi-hop question answering. In Ellen Riloff, David Chiang, Julia Hockenmaier, and Jun’ichi Tsujii, editors, *Proceedings of the 2018 Conference on Empirical Methods in Natural Language Processing*, pages 2369–2380, Brussels, Belgium, October-November 2018. Association for Computational Linguistics. doi: 10.18653/v1/D18-1259. URL <https://aclanthology.org/D18-1259/>.
- Ziyin Zhang, Zhaokun Jiang, Lizhen Xu, Hongkun Hao, and Rui Wang. Multiple-choice questions are efficient and robust llm evaluators, 2024. URL <https://arxiv.org/abs/2405.11966>.
- Chujie Zheng, Hao Zhou, Fandong Meng, Jie Zhou, and Minlie Huang. Large language models are not robust multiple choice selectors. In *Proceedings of the International Conference on Learning Representations (ICLR)*, 2024.

A Models

Model Name	Model Card	Reasoning
Open-Source		
<i>DeepSeek</i>		
DeepSeek-R1-70B	deepseek-ai/DeepSeek-R1-Distill-Llama-70B	✓
DeepSeek-R1-32B	deepseek-ai/DeepSeek-R1-Distill-Qwen-32B	✓
DeepSeek-R1-7B	deepseek-ai/DeepSeek-R1-Distill-Qwen-7B	✓
<i>Microsoft</i>		
Phi-4-reasoning-plus	microsoft/Phi-4-reasoning-plus	✓
Phi-4-reasoning	microsoft/Phi-4-reasoning	✓
Phi-4-mini-reasoning	microsoft/Phi-4-mini-reasoning	✓
<i>Qwen</i>		
Qwen2.5-72B-Instruct	Qwen/Qwen2.5-72B-Instruct	×
Qwen2.5-7B-Instruct	Qwen/Qwen2.5-7B-Instruct	×
Qwen2.5-3B-Instruct	Qwen/Qwen2.5-3B-Instruct	×
Qwen2.5-0.5B-Instruct	Qwen/Qwen2.5-0.5B-Instruct	×
Qwen2.5-math-7B-Instruct	Qwen/Qwen2.5-math-7B-Instruct	×
Qwen2.5-math-1.5B-Instruct	Qwen/Qwen2.5-math-1.5B-Instruct	×
Qwen3-32B	Qwen/Qwen3-32B	✓
Qwen3-14B	Qwen/Qwen3-14B	✓
Qwen3-8B	Qwen/Qwen3-8B	✓
<i>Google</i>		
gemma-3-4b-it	google/gemma-3-4b-it	×
gemma-3-27b-it	google/gemma-3-27b-it	×
<i>Meta Llama</i>		
Llama-3-8B-Instruct	meta-llama/Meta-Llama-3-8B-Instruct	×
Llama-3-70B-Instruct	meta-llama/Meta-Llama-3-70B-Instruct	×
Llama-3.1-8B-Instruct	meta-llama/Meta-Llama-3.1-8B-Instruct	×
Llama-3.1-70B-Instruct	meta-llama/Meta-Llama-3.1-70B-Instruct	×
<i>Mistral</i>		
Mixtral-8x7B-Instruct-v0.1	mistralai/Mixtral-8x7B-Instruct-v0.1	×
Mistral-7B-Instruct-v0.3	mistralai/Mistral-7B-Instruct-v0.3	×
<i>AI21</i>		
AI21-Jamba-1.5-Mini	ai21labs/AI21-Jamba-1.5-Mini	×
AI21-Jamba-Mini-1.6	ai21labs/AI21-Jamba-Mini-1.6	×

Table 7: Overview of the open- and closed-source LLMs we evaluated. The table includes their names, their model card links, and whether they have been chat or instruction tuned. Models are grouped by family and sorted by parameter size, with non-chat-tuned models listed first within each group.

B Filtered MMLU

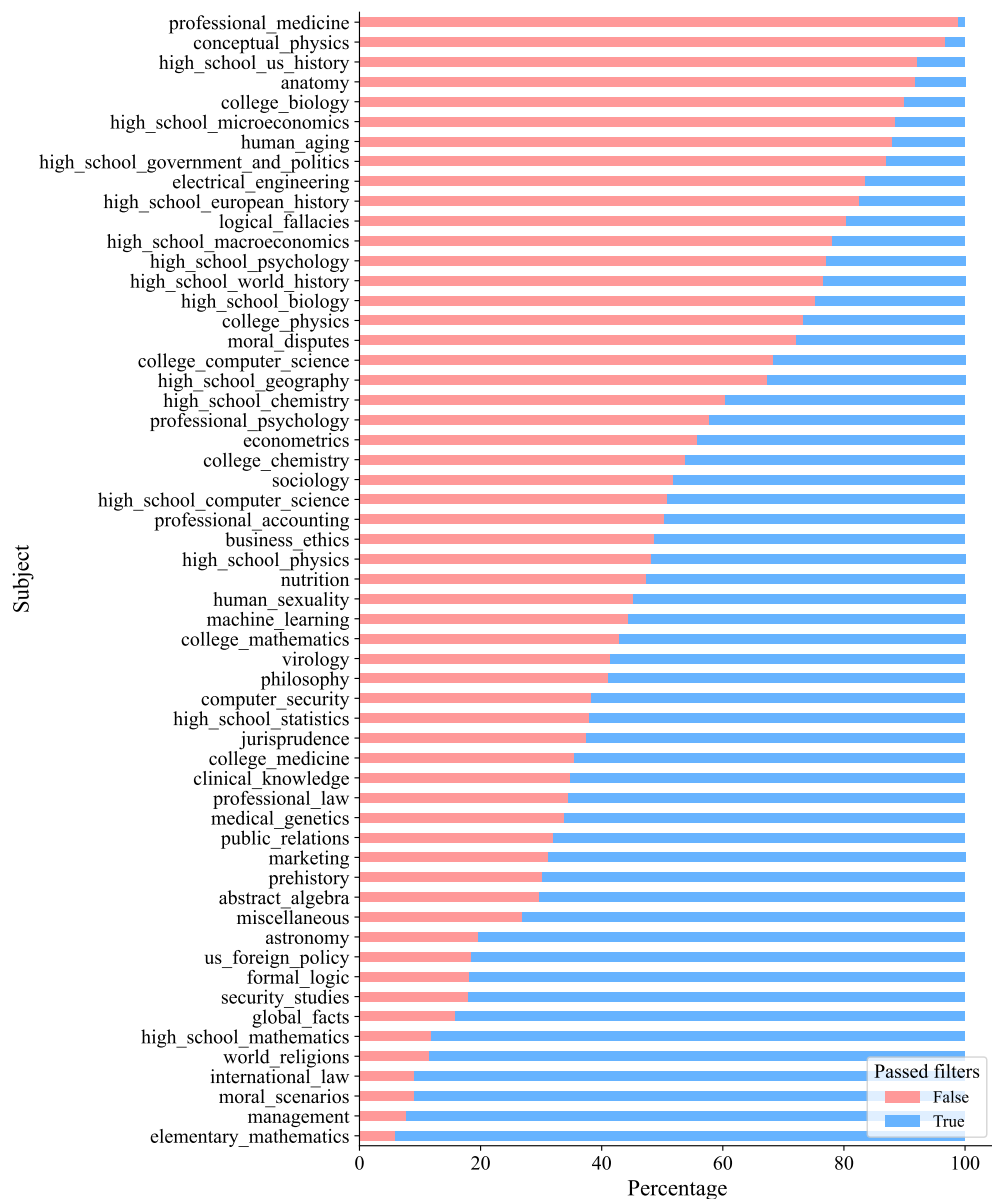


Figure 4: This figure plots the percentage of questions (by subject) that passed the filters we ran on the MMLU portion of the Open-LLM benchmark. We note that there was not a systematic removal of “reasoning” subjects as compared to retrieval subjects.

C Tables

Model	Frequency
DeepSeek-R1-Distill-Llama-70B	20.80
DeepSeek-R1-Distill-Qwen-32B	27.78
DeepSeek-R1-Distill-Qwen-7B	22.99
Meta-Llama-3-70B-Instruct	23.60
Meta-Llama-3-8B-Instruct	26.02
Meta-Llama-3.1-8B-Instruct	44.23
Mixtral-8x7B-Instruct-v0.1	34.81
Mistral-7B-Instruct-v0.3	54.48
Phi-4-reasoning-plus	20.69
Phi-4-reasoning	30.61
Qwen2.5-72B-Instruct	21.28
Qwen2.5-32B-Instruct	33.33
Qwen2.5-14B-Instruct	18.42
Qwen2.5-7B-Instruct	57.38
Qwen2.5-3B-Instruct	29.85
Qwen2.5-1.5B-Instruct	28.57
Qwen2.5-0.5B-Instruct	42.86
Qwen2.5-Math-7B-Instruct	84.21
Qwen2.5-Math-1.5B-Instruct	48.98
gemma-3-27b-it	59.02
gemma-3-12b-it	85.71
gemma-3-4b-it	82.22
AI21-Jamba-1.5-Mini	46.67

Table 8: This table depicts the percent of the time a model chooses the correct answer in the MC-CoT format due to selecting the closest answer they derived to their CoT response (which was deemed incorrect). This shows the effective “boost” that multiple choice can give when the options are potentially too far apart.

Model	Correct on CoT but incorrect on CoT-MC-1T (%)
DeepSeek-R1-Distill-Llama-70B	3.97
DeepSeek-R1-Distill-Qwen-32B	1.91
DeepSeek-R1-Distill-Qwen-7B	18.25
Meta-Llama-3-70B-Instruct	9.30
Meta-Llama-3-8B-Instruct	0.78
Meta-Llama-3.1-8B-Instruct	15.20
Mixtral-8x7B-Instruct-v0.1	27.41
Mistral-7B-Instruct-v0.3	8.87
Phi-4-reasoning-plus	56.31
Phi-4-reasoning	55.32
Qwen2.5-72B-Instruct	40.00
Qwen2.5-32B-Instruct	67.50
Qwen2.5-14B-Instruct	63.25
Qwen2.5-7B-Instruct	51.80
Qwen2.5-3B-Instruct	44.03
Qwen2.5-1.5B-Instruct	9.37
Qwen2.5-0.5B-Instruct	30.70
Qwen2.5-Math-7B-Instruct	49.39
Qwen2.5-Math-1.5B-Instruct	47.14
gemma-3-27b-it	41.69
gemma-3-12b-it	31.44
gemma-3-4b-it	44.65
AI21-Jamba-1.5-Mini	11.71

Table 9: This table depicts the percent of the time that models are correct in CoT but then select the wrong answer in CoT-MC-1T.

Class	precision	recall	f1-score	Class	precision	recall	f1-score
NOTA incorrect	0.78	0.94	0.85	NOTA incorrect	0.79	0.92	0.85
NOTA correct	0.85	0.58	0.69	NOTA correct	0.82	0.60	0.69
accuracy	0.80	0.80	0.80	accuracy	0.80	0.80	0.80
macro avg	0.82	0.76	0.77	macro avg	0.81	0.76	0.77
weighted avg	0.81	0.80	0.79	weighted avg	0.81	0.80	0.79
(a) DeepSeek-R1-Distill-Llama-70B				(b) DeepSeek-R1-Distill-Qwen-32B			
Class	precision	recall	f1-score	Class	precision	recall	f1-score
NOTA incorrect	0.72	0.88	0.79	NOTA incorrect	0.74	0.90	0.82
NOTA correct	0.71	0.44	0.55	NOTA correct	0.73	0.46	0.56
accuracy	0.71	0.71	0.71	accuracy	0.74	0.74	0.74
macro avg	0.71	0.66	0.67	macro avg	0.74	0.68	0.69
weighted avg	0.71	0.71	0.70	weighted avg	0.74	0.74	0.72
(c) DeepSeek-R1-Distill-Qwen-7B				(d) Meta-Llama-3-70B-Instruct			
Class	precision	recall	f1-score	Class	precision	recall	f1-score
NOTA incorrect	0.67	0.84	0.74	NOTA incorrect	0.66	0.89	0.76
NOTA correct	0.60	0.37	0.46	NOTA correct	0.67	0.34	0.45
accuracy	0.65	0.65	0.65	accuracy	0.66	0.66	0.66
macro avg	0.64	0.60	0.60	macro avg	0.67	0.61	0.60
weighted avg	0.64	0.65	0.63	weighted avg	0.67	0.66	0.63
(e) Meta-Llama-3-8B-Instruct				(f) Meta-Llama-3.1-8B-Instruct			
Class	precision	recall	f1-score	Class	precision	recall	f1-score
NOTA incorrect	0.67	0.84	0.74	NOTA incorrect	0.66	0.89	0.76
NOTA correct	0.60	0.37	0.46	NOTA correct	0.67	0.34	0.45
accuracy	0.65	0.65	0.65	accuracy	0.66	0.66	0.66
macro avg	0.64	0.60	0.60	macro avg	0.67	0.61	0.60
weighted avg	0.64	0.65	0.63	weighted avg	0.67	0.66	0.63
(g) Meta-Llama-3-8B-Instruct				(h) Meta-Llama-3.1-8B-Instruct			

Table 10: Classification metrics (precision, recall, F1) for each model on NOTA-incorrect vs. NOTA-correct.

Class	precision	recall	f1-score	Class	precision	recall	f1-score
NOTA incorrect	0.66	0.79	0.72	NOTA incorrect	0.69	0.84	0.76
NOTA correct	0.49	0.32	0.39	NOTA correct	0.57	0.36	0.44
accuracy	0.62	0.62	0.62	accuracy	0.66	0.66	0.66
macro avg	0.57	0.56	0.55	macro avg	0.63	0.60	0.60
weighted avg	0.59	0.62	0.59	weighted avg	0.65	0.66	0.64
(a) Mistral-7B-Instruct-v0.3				(b) Mixtral-8x7B-Instruct-v0.1			
Class	precision	recall	f1-score	Class	precision	recall	f1-score
NOTA incorrect	0.66	0.76	0.71	NOTA incorrect	0.01	1.00	0.02
NOTA correct	0.41	0.31	0.35	NOTA correct	1.00	0.14	0.24
accuracy	0.60	0.60	0.60	accuracy	0.15	0.15	0.15
macro avg	0.54	0.53	0.53	macro avg	0.51	0.57	0.13
weighted avg	0.57	0.60	0.58	weighted avg	0.99	0.15	0.24
(c) Phi-4-mini-reasoning				(d) Phi-4-reasoning			
Class	precision	recall	f1-score	Class	precision	recall	f1-score
NOTA incorrect	0.02	1.00	0.04	NOTA incorrect	0.78	0.63	0.69
NOTA correct	1.00	0.12	0.22	NOTA correct	0.21	0.36	0.27
accuracy	0.14	0.14	0.14	accuracy	0.57	0.57	0.57
macro avg	0.51	0.56	0.13	macro avg	0.50	0.49	0.48
weighted avg	0.98	0.14	0.22	weighted avg	0.66	0.57	0.60
(e) Phi-4-reasoning-plus				(f) QwQ-32B			
Class	precision	recall	f1-score	Class	precision	recall	f1-score
NOTA incorrect	0.66	0.57	0.61	NOTA incorrect	0.41	0.27	0.33
NOTA correct	0.38	0.48	0.42	NOTA correct	0.16	0.27	0.20
accuracy	0.54	0.54	0.54	accuracy	0.27	0.27	0.27
macro avg	0.52	0.52	0.52	macro avg	0.29	0.27	0.27
weighted avg	0.56	0.54	0.55	weighted avg	0.33	0.27	0.29
(g) Qwen2.5-72B-Instruct				(h) Qwen2.5-32B-Instruct			
Class	precision	recall	f1-score	Class	precision	recall	f1-score
NOTA incorrect	0.67	0.77	0.72	NOTA incorrect	0.64	0.81	0.72
NOTA correct	0.39	0.27	0.32	NOTA correct	0.46	0.26	0.33
accuracy	0.60	0.60	0.60	accuracy	0.60	0.60	0.60
macro avg	0.53	0.52	0.52	macro avg	0.55	0.53	0.52
weighted avg	0.57	0.60	0.58	weighted avg	0.57	0.60	0.57
(i) gemma-3-27b-it				(j) gemma-3-12b-it			

Table 11: Classification metrics (precision, recall, F1) for each model on NOTA-incorrect vs. NOTA-correct.