

Characterizing (multi-)semi-directed phylogenetic networks

Niels Holtgreffe¹, Katharina T. Huber², Leo van Iersel¹, Mark Jones¹, and
Vincent Moulton²

¹*Delft Institute of Applied Mathematics, Delft University of Technology, Delft, The Netherlands*

²*School of Computing Sciences, University of East Anglia, Norwich, United Kingdom*

July 28, 2025

Abstract

In evolutionary biology, phylogenetic networks are graphs that provide a flexible framework for representing complex evolutionary histories that involve reticulate evolutionary events. Recently phylogenetic studies have started to focus on a special class of such networks called *semi-directed networks*. These graphs are defined as mixed graphs that can be obtained by de-orienting some of the arcs in some *rooted phylogenetic network*, that is, a directed acyclic graph whose leaves correspond to a collection of species and that has a single source or root vertex. However, this definition of semi-directed networks is implicit in nature since it is not clear when a mixed-graph enjoys this property or not. In this paper, we introduce novel, explicit mathematical characterizations of semi-directed networks, and also *multi-semi-directed networks*, that is mixed graphs that can be obtained from directed phylogenetic networks that may have more than one root. In addition, through extending foundational tools from the theory of rooted networks into the semi-directed setting — such as cherry picking sequences, omnians, and path partitions — we characterize when a (multi-)semi-directed network can be obtained by de-orienting some rooted network that is contained in one of the well-known classes of tree-child, orchard, tree-based or forest-based networks. These results address structural aspects of (multi-)semi-directed networks and pave the way to improved theoretical and computational analyses of such networks, for example, within the development of algebraic evolutionary models that are based on such networks.

Keywords: Mixed graph, semi-directed phylogenetic network, tree-based network, tree-child network, orchard network, path partitions

1 Introduction

Phylogenetic networks are a generalization of evolutionary trees that are used to represent evolutionary histories of organisms such as plants and viruses that can evolve in a non-tree-like fashion (see e.g. [21]). In particular, they permit the representation of *reticulate* events, in which, for example, two species cross with one another or transfer genes. There are several classes of phylogenetic networks, but in this paper we will mainly focus on rooted phylogenetic networks (see e.g. [24] for a recent overview), and some of their recent generalizations. Essentially, a rooted phylogenetic

network is a directed acyclic graph, usually with a single source or *root*, whose leaf set corresponds to some collection of species or taxa. For example, in Figure 1, D_1 is a rooted phylogenetic network for the collection $\{x_1, \dots, x_8\}$ of species. Lately, *multi-rooted networks* have also become of interest (see e.g. [28, 29, 32]), which only differ from rooted phylogenetic networks in that they may have multiple roots (see e.g. D_2 in Figure 1). In both types of networks, vertices with indegree greater than 1 are of special interest because they represent reticulate events. Hence, such vertices are commonly called *reticulations* and their incoming arcs *reticulation arcs*.

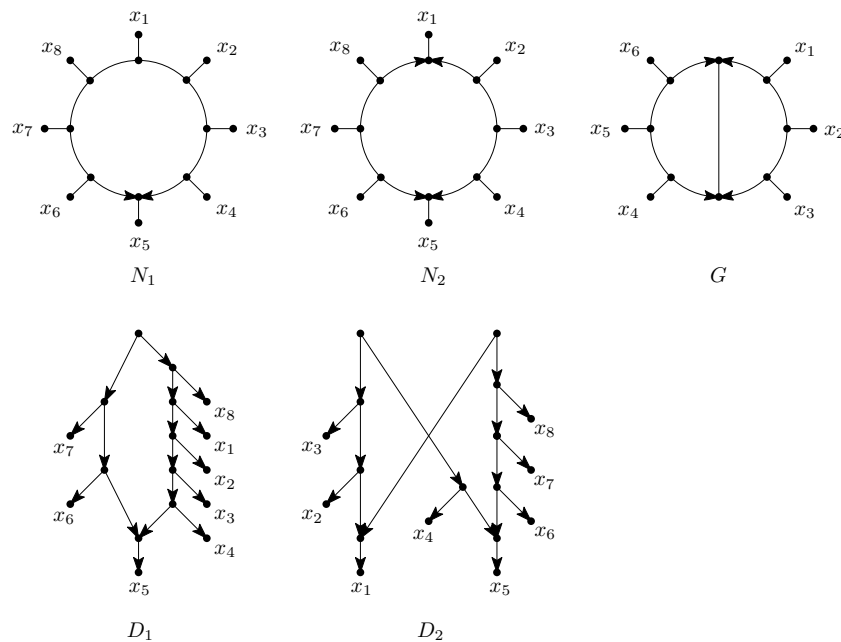


Figure 1: Five mixed graphs N_1 , N_2 , G , D_1 , D_2 . Mixed graph N_1 is a semi-directed network since it is the semi-deorientation of, for example, the rooted network D_1 illustrated below it. Mixed graph N_2 is a multi-semi-directed network since it is the semi-deorientation of, for example, the multi-rooted network D_2 illustrated below it. However, it can be shown that N_2 is not a semi-directed network (since two roots are needed). The mixed graph G is not semi-directed nor multi-semi-directed.

Recently, a new class of phylogenetic networks called *semi-directed networks* [31] has started to receive a lot of attention in the literature, both from a theoretical (e.g. [3, 8, 15, 16, 26, 36]) and applied (e.g. [2, 18]) point of view. Basically speaking, these are mixed graphs (i.e. graphs that can have a combination of undirected edges and directed arcs), which can be obtained by partly deorienting a rooted phylogenetic network, that is, by replacing all arcs which are not reticulation arcs with an edge, and then suppressing any resulting degree-2 vertex that arises from a root. We call such a partial deorientation, in which only reticulation arcs keep their direction and the root locations are lost, a *semi-deorientation*. For example, in Figure 1, N_1 is a semi-directed network since it is the semi-deorientation of, e.g., the rooted network D_1 . In this paper, we will also consider *multi-semi-directed networks*, that is, mixed graphs which are the semi-deorientation of some multi-rooted network. As an example, in Figure 1, N_2 is multi-semi-directed since it is

the semi-deorientation of D_2 . In general, in case a (multi-)semi-directed network N is a semi-deorientation of a (multi-)rooted network D , we shall call D a *rooting* of N .

Semi-directed networks have gained importance since there can be difficulties in locating the root in a phylogenetic network when inferring networks from biological data [3, 15, 16, 31]. However, their definition is somewhat problematic in that it is given implicitly rather than explicitly. For instance, the mixed graph G in Figure 1 is neither semi-directed nor multi-semi-directed, but how can this be decided? Of course, one possibility would be to develop some algorithm to make this decision, but for certain applications it could also be useful to have characterizations for when a mixed graph is semi-directed or multi-semi-directed.

In this paper, we shall provide some characterizations for semi-directed and multi-semi-directed networks. One of the main tools that we use to obtain our characterizations is the concept of a *semi-directed cycle* in a mixed graph, that is, a cycle of arcs and edges in the graph whose edges can be oriented so as to obtain a directed cycle. Indeed, the exclusion of such cycles is a condition in one of our main characterizations (see e.g. Theorem 2). As a corollary of our characterizations, in case a mixed graph is a (multi-)semi-directed network, we give a more general characterization to that given in [28] for when a subset of vertices or subdivisions of edges or arcs can correspond to a choice of root(s) that leads to a rooting of the network.

We shall also explore the consequences of our results for some special classes of rooted phylogenetic networks (see e.g. [24] for a recent review of the different types of rooted networks). In particular, given a fixed class of rooted or multi-rooted phylogenetic networks, it is of interest to characterize when a (multi-)semi-directed network has a rooting contained in the given class. This could be either strongly (all rootings are in the class) or weakly (there exists a rooting that is in the class). For example, a rooted network is *tree-based* [12] if it has a rooted spanning tree with the same leaf set as the network. Thus, a semi-directed network is *weakly tree-based* if it has a rooting that is tree-based, and it is *strongly tree-based* if all its rootings are tree-based (see e.g. Figure 2).

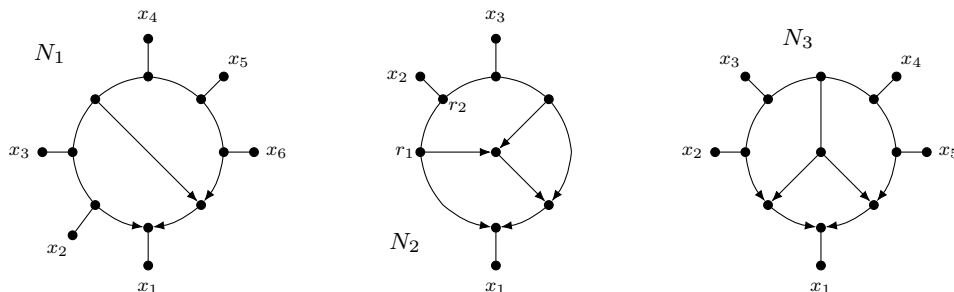


Figure 2: Three semi-directed networks N_1 , N_2 and N_3 . Semi-directed network N_1 is strongly tree-based since each of its rootings is tree-based. Semi-directed network N_2 is weakly tree-based, but not strongly, since the rooting obtained by directing all edges away from the vertex r_1 is tree-based, but the rooting obtained in a similar way using vertex r_2 is not. Semi-directed network N_3 is not weakly tree-based since it has no rooting that is tree-based.

Various concepts have been used to characterize when a rooted phylogenetic network is contained within a certain class. For example, cherry picking sequences can be used for tree-child networks [4] and orchards [9, 22], omnians [23] for tree-based networks [12], and path partitions for forest-based networks [19]. We shall generalize some of these concepts to (multi-)semi-directed networks and

apply them to obtain characterizations for when such a network has a rooting that is contained within the classes of tree-child, orchard, tree-based or forest-based networks (or when all of its rootings are contained within these classes).

1.1 Previous work

There is a well-established body of literature devoted to the study of rooted phylogenetic networks, with numerous structural classes receiving extensive attention (see again [24]). In parallel, undirected phylogenetic networks have also been studied when no information of directionality is available (see e.g. [13]). This has led to work that focuses on the relationship between rooted and undirected networks. Recent contributions in this area include studies such as [5, 6, 7, 10, 14, 20, 27, 33, 35], which explore how undirected networks can be oriented and when this can be done to give rooted networks within specific classes.

In terms of (multi)-semi-directed networks, similar structural and graph-theoretical questions remain largely unexplored. Indeed, although seemingly related, the partial presence of directions within these networks presents fundamentally different problems. To date, the only substantial work in this direction is by Maxfield, Xu and Ané [28]. The main aim of their work was to introduce an efficiently computable dissimilarity metric between two tree-child multi-semi-directed networks. To do this they developed some results for directing mixed graphs as multi-semi-directed networks. There are, however, several important differences between their framework and ours. Most notably, our definition of (multi)-semi-directed networks allows rootings on edges or arcs and we enforce arcs to correspond to reticulation arcs, whereas they do not, and they permit parallel edges or arcs, whereas we do not. For their type of networks they present two results that are related to ours: a characterization for when a subset of vertices in a mixed graph gives a rooting of the graph [28, Proposition 8 and Remark 1], and when a mixed graph can be rooted to give a tree-child network in case such a rooting exists [28, Proposition 11]. We give some more details on the relationship of these results with ours below.

1.2 Outline of the paper

We now summarize the contents of the rest of this paper. After presenting some preliminaries in Section 2, in Section 3 we present some characterizations for when a mixed graph is multi-semi- and semi-directed (Theorems 1 & 2 and Corollary 1, respectively). Then in Section 4, we characterize the feasible sets of root locations in rootings of the network (Theorem 4). At the end of the section we also explain how our characterizations lead to an efficient algorithm for deciding if an arbitrary mixed graph is a multi-semi-directed or semi-directed network. In Section 5 we use omnians to characterize when a (multi)-semi directed network is strongly and weakly tree-child (Theorem 5 and Proposition 1, respectively) and also strongly tree-based (Theorem 6). In Section 6 we use cherry picking sequences to characterize when a (multi)-semi directed network is strongly or weakly orchard (Theorem 7 and Theorem 8, respectively), and in Section 7 we use path partitions to characterize when the network is weakly forest-based (Theorem 9) or weakly tree-based (Corollary 4). In Section 8, we conclude with some open problems.

2 Preliminaries

2.1 Mixed graphs

A *mixed graph* is an ordered tuple $G = (V, E, A)$ where V is a nonempty set of vertices, E is a set of undirected *edges* $\{u, v\} \subseteq V$, $u \neq v$, and A is a set of directed *arcs* (u, v) with $u, v \in V$, $u \neq v$, and such that for all arcs $(u, v) \in A$ we have that $\{u, v\} \notin E$ and $(v, u) \notin A$. Note that, by definition, parallel arcs, parallel edges or parallel edge/arc pairs are not allowed in mixed graphs. For an arc $(u, v) \in A$, we call u the *tail* and v the *head*. If $(u, v) \in A$, we call u a *parent* of v and v a *child* of u . If there is an edge $\{u, v\} \in E$ or an arc $(u, v) \in A$, we call u and v *adjacent* or *neighbours*.

Suppose for the following that $G = (V, E, A)$ is a mixed graph. For $v \in V$, the *indegree* $d_G^-(v)$ is the number of arcs entering v , the *outdegree* $d_G^+(v)$ is the number of arcs leaving v , and $d_G^e(v)$ is the number of edges in E incident to v . In addition, the *degree* $d_G(v)$ is the total number of edges and arcs incident to v . We will omit the subscript G when the graph is clear from the context. We call v a *reticulation* if $d^-(v) > 1$, a *leaf* if $d(v) = d^e(v) = 1$ or $d(v) = d^-(v) = 1$ and a *root* if $d^+(v) = d(v)$. The set of leaves of G is called the *leaf set* of G , and it is denoted by $L(G)$. We say that G is *binary* if $d(v) \in \{1, 3\}$ for all $v \in V$.

A *path* in G is a sequence of pairwise distinct vertices (v_1, \dots, v_p) , $p \geq 1$, such that for all $i \in \{1, \dots, p-1\}$ either (v_i, v_{i+1}) or (v_{i+1}, v_i) is an arc in A or $\{v_i, v_{i+1}\}$ is an edge in E . Such a sequence is a *semi-directed path* (from v_1 to v_p) if for all $i \in \{1, \dots, p-1\}$ either (v_i, v_{i+1}) is an arc in A or $\{v_i, v_{i+1}\}$ is an edge in E . A \wedge -*path* (between v_1 and v_p) in G is a path $(v_1, \dots, v_i, \dots, v_p)$ of N , $p \geq 1$, such that (v_i, \dots, v_1) and (v_i, \dots, v_p) are semi-directed paths, for some $i \in \{1, \dots, p\}$. An *edge-path* in G is a path (v_1, \dots, v_p) , such that $\{v_i, v_{i+1}\}$ is an edge in E , for all $i \in \{1, \dots, p-1\}$. We call the number of vertices on a path P minus 1 the *length* of P and refer to P as a *trivial* path if the length of P is zero. If P is not trivial then we sometimes also say that P is *non-trivial*. We say that G is *connected* if for any two vertices x and y of G there is a path joining x and y .

A *cycle* in G is a sequence of vertices $(v_1, v_2, \dots, v_p = v_1)$, $p \geq 4$, such that $v_i \neq v_j$ for $1 \leq i < j < p$ and, for all $i \in \{1, \dots, p-1\}$, either (v_i, v_{i+1}) or (v_{i+1}, v_i) is an arc in A or $\{v_i, v_{i+1}\}$ is an edge in E . Note that, since $p \geq 4$ and $v_p = v_1$, a cycle contains at least three distinct vertices. A cycle is called *semi-directed* if, for all $i \in \{1, \dots, p-1\}$, either (v_i, v_{i+1}) is an arc in A or $\{v_i, v_{i+1}\}$ is an edge in E . A reticulation r of N is a *sink* of a cycle in N if $r = v_i$ and $(v_{i-1}, v_i), (v_{i+1}, v_i) \in A$, for some $i \in \{1, \dots, p-1\}$, with $v_0 = v_{p-1}$. If G is connected and does not contain a cycle then we call G a *tree*. We refer to Figure 3 for examples that illustrate some of the definitions in this and the next subsection.

2.2 Multi-rooted and multi-semi-directed networks

Suppose X is a finite set with at least two elements. A *multi-rooted network* (on X) is a mixed graph (V, E, A) (with leaf set X), with $E = \emptyset$, no directed cycles, $d(v) \neq 2$ for all non-root vertices $v \in V$ and $d^-(v) \in \{0, d(v) - 1\}$ for all $v \in V$. A *k-rooted network* is a multi-rooted network with precisely $k \geq 1$ roots. A 1-rooted network is also called a *rooted network*. A rooted network without any reticulations is called a *rooted phylogenetic tree*.

Consider any mixed graph. *Subdividing* an edge $\{u, v\}$ replaces the edge $\{u, v\}$ by two edges $\{u, w\}$ and $\{w, v\}$ with w a new vertex. *Subdividing* an arc (u, v) replaces the arc (u, v) by an edge $\{u, w\}$ and an arc (w, v) with w a new vertex. *Suppressing* a degree-2 vertex w is defined as follows:

- if w has two incident edges $\{u, w\}, \{w, v\}$, replace them by a single edge $\{u, v\}$;
- if w has two incident arcs $(u, w), (w, v)$, replace them by a single arc (u, v) ;
- if w has an incident edge $\{u, w\}$ and an incident arc (w, v) , replace them by a single arc (u, v) ;
- if w has an incident arc (u, w) and an incident edge $\{w, v\}$, replace them by a single edge $\{u, v\}$,

and in each of these cases also delete w . Note that degree-2 vertices with two incoming or two outgoing arcs are not suppressed.

The *semi-deorientation* of a multi-rooted network D is the result of replacing each arc (u, v) of D by an edge $\{u, v\}$ if $d_D^-(v) = 1$ and afterwards suppressing any vertex ρ with $d_D(\rho) = 2$. Note that a root with two outgoing arcs in D will still be present in the semi-deorientation. Also note that a semi-deorientation is not necessarily a mixed graph since suppressing roots may lead to parallel arcs. However, we will only consider mixed graphs in this paper and hence not consider cases with parallel arcs. A *rooting*¹ of a mixed graph G is a multi-rooted network D such that G is the semi-deorientation of D . Observe that D can be obtained from G by subdividing (zero or more) arcs and/or edges and replacing edges by arcs. Note that this includes the possibility that one or more leaves become roots. However, it is not possible to create any new reticulations. A *k-semi-directed network* (on X) is a mixed graph that is the semi-deorientation of some k -rooted network (with leaf set X). Note that the leaf set of a k -semi-directed network on X may not be equal to X , because an outdegree-1 root may also be in X . A *multi-semi-directed network* is a k -semi-directed network for some $k \geq 1$. A *semi-directed network* is a 1-semi-directed network. When drawing multi-rooted and multi-semi-directed networks, we will often omit the leaf labels when they are not relevant. We will reserve the letter G for general mixed graphs, D for (multi)-rooted networks and N for (multi)-semi-directed networks.

3 Characterizations of multi-semi-directed networks

In this section we characterize when a mixed graph is a multi-semi-directed network or when it is in fact a semi-directed network.

Suppose $G = (V, E, A)$ is a mixed graph. A *cherry* of a mixed graph is an ordered pair of leaves (x, y) such that there is a length-2 path between x and y , either consisting of two edges or of two arcs directed towards x and y respectively. For convenience, we also refer to a cherry with leaves x and y as a cherry on $\{x, y\}$. A *leaf reticulation* of G is a reticulation of G that is adjacent to a leaf of G and a *reticulation leaf* of G is a leaf of G that is adjacent to a reticulation of G .

An (*undirected*) *sink component* of $G = (V, E, A)$ is a connected component C of the (undirected) graph (V, E) such that there are no arcs $(u, v) \in A$ with $u \in C$ and $v \notin C$. For example, in Figure 3, $\{d, r_1\}$ is a sink component since it is a connected component of the graph that is obtained by ignoring all arcs, and in G there are no arcs leaving this component. Similarly, an (*undirected*) *source component*² of G is a connected component C of (V, E) such that there are no arcs $(u, v) \in A$ with $u \notin C$ and $v \in C$. A subgraph G' of G is a *pendant subtree* if G' is a tree and has at most one vertex that has a neighbour in G not in G' .

We start with the following technical result which we use to prove our first characterization of multi-semi-directed networks.

Lemma 1. *Suppose $G = (V, E, A)$ is a connected mixed graph with $|V| \geq 3$. Then G contains either a cherry or a leaf reticulation (or both) if the following properties hold:*

¹Rootings were called “rooted partners” in [26, 28].

²Source components were called “root components” in [28].

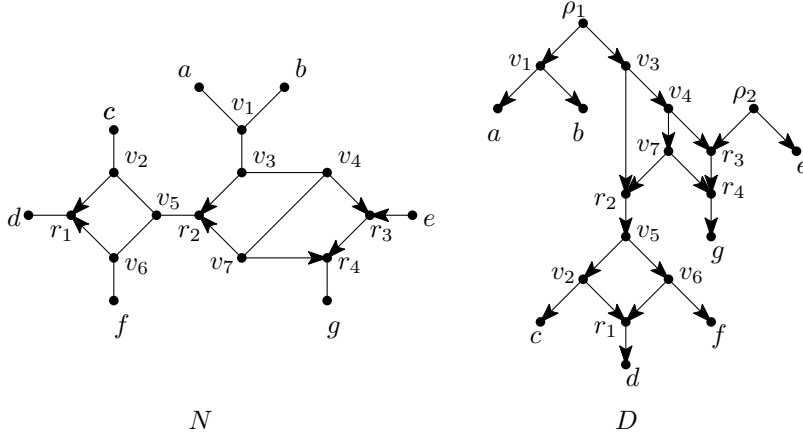


Figure 3: *Left:* A 2-semi-directed network N on $\{a, b, \dots, e\}$ with set of reticulations $\{r_1, r_2, r_3, r_4\}$. The sequence $(r_1, v_2, v_5, r_2, v_3, v_4, r_3, r_4, g)$ is a \wedge -path of N and the sequence $C = (r_2, v_3, v_4, r_3, r_4, v_7, r_2)$ is a cycle of N . The vertices r_2 and r_4 are sinks of C whereas r_3 is not. The path (a, v_1, v_3, v_4, v_7) is an example of an edge-path. The leaves a and b form a cherry, leaves d and g are reticulation leaves, while r_1 and r_4 are leaf reticulations. The vertex sets of the source components are $\{a, b, v_1, v_3, v_4, v_7\}$ and $\{e\}$ while the sink components have vertex sets $\{d, r_1\}$ and $\{g, r_4\}$. *Right:* A rooting D of N in the form of a 2-rooted network with roots ρ_1 and ρ_2 .

- (Ci) $d(v) \neq 2$ and $d^-(v) \in \{0, d(v) - 1\}$ for all $v \in V$;
- (Cii) each cycle of G contains at least one sink; and
- (Ciii) each sink component of G is a pendant subtree.

Proof. Let P be a semi-directed path in G containing a maximum number of arcs and, over all such paths, containing a maximum number of edges. If P contains no arc then it follows that $A = \emptyset$ and hence G is a tree by (Cii) and since G is connected. Since G has at least three vertices, and no degree-2 vertices, it follows that G has a cherry. Therefore, we may assume that P contains at least one arc. Let s denote the first vertex on P .

We next show that P ends in a leaf or in a reticulation. To see this, assume for contradiction that P ends in a vertex v with $d(v) \neq 1$ and $d^-(v) = 0$. Then there is an edge $\{v, w\}$ or an arc (v, w) with w not on P (since otherwise we would have a cycle without sink, which is not allowed by (Cii)). Hence, we can extend P to a semi-directed path containing more arcs or the same number of arcs and more edges, by appending w in contradiction to the maximality of P . Thus, P ends in a leaf or in a reticulation, as required.

To complete the proof, we next show that P ends in a reticulation leaf or in a leaf that is in a cherry. To prove this, assume that P ends in a reticulation or in a leaf that is not a reticulation leaf and not in a cherry. First suppose that P ends in a leaf x that is not a reticulation leaf. Then, in view of (Ci), there exists a vertex z of N that is not on P and, denoting by w the vertex on P that is the predecessor of v on P , we have that $\{w, z\} \in E$ or $(w, z) \in A$. Hence, z is either also a leaf or it is a reticulation. In the first case, x is in a cherry. Therefore, we may and will assume that P ends in a reticulation v . Furthermore, there exist arcs entering v that are not on P and, by the maximality of P , the last edge/arc of P is an edge.

Consider the maximal connected subgraph H of G containing v but no arcs. Observe that H is not a pendant subtree since it contains at least two vertices with incoming arcs (v and the head of the last arc of P). Hence, by (Ciii), H is not a sink component. It follows that H has a vertex y with an incident outgoing arc $a = (y, w)$, some $w \in V$. Hence, the subpath of P from s to y extended by w has one more arc than P contradicting the assumption that P contains a maximum number of arcs. \square

Theorem 1. *A mixed graph $G = (V, E, A)$ is a multi-semi-directed network if and only if Properties (Ci) - (Ciii) hold.*

Proof. If G is a multi-semi-directed network, then Properties (Ci) - (Ciii) clearly hold.

To see the converse, assume that Properties (Ci) - (Ciii) hold. We perform induction on $|A| + |E|$. The base case is $|A| + |E| = 0$. In this case, G is a set of isolated vertices. Hence, G is its own semi-deorientation. Thus, G is a multi-semi-directed network.

For the inductive step, assume that G is such that $|A| + |E| \geq 1$. Then G must contain a connected component that is not an isolated vertex. In view of the base case it suffices to show that every connected component of G that is not an isolated vertex is a multi-semi-directed network. Let G' be a connected component of G that is not an isolated vertex. If G' has exactly two vertices, then they are connected by an edge by (Ci) and clearly G' is (multi-)semi-directed. Otherwise, by Lemma 1, G' must contain either a cherry or a leaf reticulation (or both).

Assume first that G' contains a cherry on $\{x, y\}$. Then, by (Ci), the length-2 path between x and y consists of two edges. In this case, we delete leaf x from this cherry and suppress the vertex adjacent to x if this has rendered it a vertex of degree two. The resulting graph G'' is a multi-semi-directed network by induction. This means that G'' is the semi-deorientation of a multi-rooted network D'' . Let D' be obtained from D'' by subdividing the arc entering y by a new vertex p and adding leaf x with an arc (p, x) . Then D' is a multi-rooted network and the semi-deorientation of D' is G' . Hence, G' is a multi-semi-directed network.

To conclude the proof, assume that G' contains a reticulation leaf z . Let r be the reticulation adjacent to z and let p_1, \dots, p_t be the parents of r (with $t = d^-(r)$). Let G'' be obtained from G' by replacing vertices r, z by vertices z_1, \dots, z_t and replacing arc (p_i, r) by an edge $\{p_i, z_i\}$ for $i \in \{1, \dots, t\}$ and deleting edge $\{r, z\}$ thus reducing $|A| + |E|$ by 1. The resulting graph G'' is a multi-semi-directed network by induction. This means that G'' is the semi-deorientation of a multi-rooted network D'' . Let D' be obtained from D'' by merging z_1, \dots, z_t into a single vertex r and adding a leaf z with an arc (r, z) . Then, D' is a multi-rooted network and the semi-deorientation of D' is G' . Hence, G' is a multi-semi-directed network. \square

The following lemma can be used to show an alternative characterization of multi-semi-directed networks.

Lemma 2. *Let C be a cycle in a mixed graph G . If*

- (a) *C is not semi-directed; and*
- (b) *C contains no non-trivial edge-path between two reticulations of G ,*

then C contains at least one sink.

Proof. Let $C = (v_1, v_2, \dots, v_p = v_1)$, $p \geq 4$. If C is not semi-directed then there exist $i, j \in \{1, 2, \dots, p-1\}$ distinct such that (v_i, v_{i+1}) and (v_{j+1}, v_j) are arcs on C . Without loss of generality, $i < j \pmod{p-1}$. Assume that j and i are such that $j - i$ is minimized. If $j - i = 1$ then C

contains the sink $v_j = v_{i+1}$. Otherwise, $j - i > 1$ and, so, v_{i+1} and v_j are both reticulations of G and C contains a non-trivial edge-path between them. \square

An alternative characterization of mixed graphs that are multi-semi-directed networks is as follows. See Figure 4 for examples that illustrate that Properties (II) and (III) cannot be weakened.

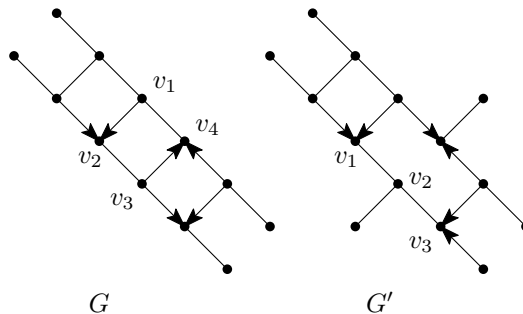


Figure 4: Two mixed graphs G and G' that, by Theorem 2, are not multi-semi-directed networks. The reason is that G contains the semi-directed cycle $(v_1, v_2, v_3, v_4, v_1)$ while G' contains the non-trivial edge-path (v_1, v_2, v_3) and v_1 and v_3 are reticulations.

Theorem 2. *A mixed graph $G = (V, E, A)$ is a multi-semi-directed network if and only if*

- (I) $d(v) \neq 2$ and $d^-(v) \in \{0, d(v) - 1\}$ for all $v \in V$;
- (II) G contains no semi-directed cycle; and
- (III) G contains no non-trivial edge-path between two reticulations.

Proof. As in the case of Theorem 1, it is straight-forward to see that if G is a multi-semi-directed network, then Properties (I), (II) and (III) hold.

For the converse direction, by Theorem 1, it suffices to show that Properties (I), (II) and (III) imply Properties (Ci), (Cii) and (Ciii). For this, it suffices to show that Properties (II) and (III) imply Properties (Cii) and (Ciii).

First observe that Property (III) implies Property (Ciii) because any sink component that is not a pendant subtree contains two reticulations and a non-trivial edge-path joining them. In view of Lemma 2, Properties (II) and (III) together imply Property (Cii). \square

We will now characterize semi-directed networks. See Figure 5 for examples that illustrate that Properties (2) and (3) cannot be weakened. Recall that a semi-directed network is the semi-deorientation of some 1-rooted network, i.e. a rooted network with a single root.

Corollary 1. *A mixed graph $G = (V, E, A)$ is a semi-directed network if and only if*

- (1) $d(v) \neq 2$ and $d^-(v) \in \{0, d(v) - 1\}$ for all $v \in V$;
- (2) each cycle of G contains at least one sink; and
- (3) G contains a \wedge -path between each pair of vertices $u, v \in V$.

Proof. As before, it is easy to see that if G is a semi-directed network then Properties (1), (2) and (3) hold.

Now assume that Properties (1), (2) and (3) hold. We first show that G is a multi-semi-directed network. In view of Theorem 1, it suffices to show that Properties (1) - (3) imply Property (Ciii).

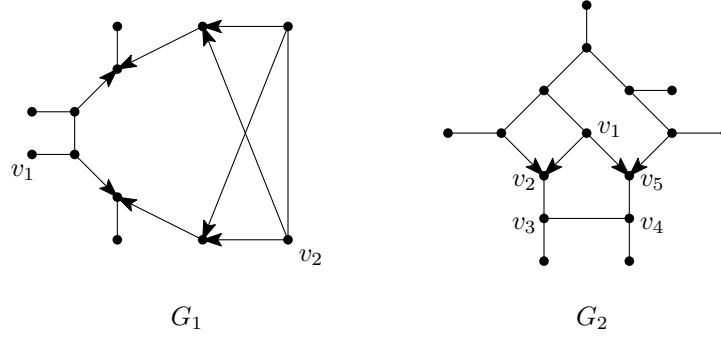


Figure 5: *Left*: A mixed graph G_1 which, by Corollary 1, is not a semi-directed network since there is no \wedge -path between v_1 and v_2 . *Right*: A mixed graph G_2 that, by Corollary 1, is not a semi-directed network since it contains a cycle $(v_1, v_2, v_3, v_4, v_5, v_1)$ without a sink.

To this end, suppose that G is contained a sink component S that is not a pendant subtree. Note that S is a tree by Property (2). Since S is not pendant, it contains at least two reticulations r_1, r_2 . Let p_1, p_2 be parents of r_1, r_2 , respectively, such that $p_1 \neq p_2$. Note that p_1, p_2 are not in S . By Property (3), there exists a \wedge -path P between p_1 and p_2 . Hence, there is a cycle without sink, formed by path P together with the arcs $(p_1, r_1), (p_2, r_2)$ and the path between r_1 and r_2 through S , which is a contradiction to (2). Thus, (Ciii) holds, as required.

It remains to show that any rooting of G has a single root. Suppose D is a rooting of G with at least two roots ρ_1, ρ_2 . Then there is no \wedge -path between ρ_1 and ρ_2 in D and hence also not in G , contradicting Property (3). Hence, we can conclude that G is a semi-directed network. \square

4 Rootings of multi-semi-directed networks

The following theorem and its corollary show that the number of roots of a rooting of a multi-semi-directed network $N = (V, E, A)$ can be calculated directly from the *reticulation number* $|A| - |R|$ of N , with R the set of reticulations.

Theorem 3. *If $N = (V, E, A)$ is a k -semi-directed network, some $k \geq 1$, then the reticulation number of N equals*

$$|E| + |A| - |V| + k.$$

Proof. Consider the graph F obtained from N by deleting all arcs. Then F is a forest since, by Theorem 2, N does not contain any cycles traversing only edges. In any rooting D of N , where we root only on vertices of N , each (connected) component T of F is oriented as a rooted tree T^r . The root of T^r is either a root of D or a reticulation of D . Moreover, each vertex of T^r that is not the root of T^r is not a reticulation of D and also not a root of D . Hence, each component of F contains exactly one vertex that is a root or a reticulation of D . It follows that the number of components of F is precisely $|R| + k$ where R is the set of reticulations of N .

In any forest, the number of components equals the number of vertices minus the number of edges. Therefore,

$$|V| - |E| = |R| + k,$$

implying that

$$|A| + |V| - |E| = |A| + |R| + k,$$

which can be rewritten as

$$|A| - |R| = |E| + |A| - |V| + k.$$

Since $|A| - |R|$ is the reticulation number of N , the theorem follows. \square

As an immediate consequence, we have the following result.

Corollary 2. *If $N = (V, E, A)$ is a multi-semi-directed network, then all rootings of N have*

$$|V| - |R| - |E|$$

roots, with R the set of reticulations of N .

We now prove an auxiliary result that will be useful to characterize all possible rootings of a multi-semi-directed network.

Lemma 3. *Let N be a multi-semi-directed network, R the set of reticulations of N , and $U \subseteq V(N)$ such that there is no edge-path between any two vertices in $U \cup R$. Then there exists a rooting of N in which each vertex of U is a root.*

Proof. The proof is by induction on $|U|$. The base case for $U = \emptyset$ is trivial. If $|U| \geq 1$, consider a vertex $u \in U$. By induction, there exists a rooting D of N in which each vertex of $U \setminus \{u\}$ is a root. Let C_u be the connected component of the graph obtained from N by deleting all arcs, such that C_u contains u . First observe that u is the only vertex from U in C_u since otherwise there would be an edge-path between two vertices in U . Also note that C_u is a source component since there is no edge-path between u and any reticulation. Moreover, by Theorem 2, N contains no cycle consisting of only edges. Hence, C_u is a tree. Since no vertex of C_u is a reticulation in C_u , it follows that C_u is a rooted tree in D . The root u' of this tree is also a root of D , since D contains no arcs whose head is a vertex in C_u but whose tail is not. Hence, in D , C_u contains exactly one root u' . If $u' = u$ then $u' \in U$ and D is a rooting of N in which u' is a root. Hence, the lemma holds in this case.

If $u' \neq u$ then, since C_u is a rooted tree in D , we can modify the orientation of D to obtain an alternative rooting of N by changing only the orientation of each arc on the path between u and u' in C_u . This gives a rooting D' of N in which $u \in U$ is a root. Moreover, all vertices in $U \setminus \{u\}$ are still roots of D' , which concludes the proof. \square

For a rooting D of multi-semi-directed network $N = (V, E, A)$, define the *root locations* as the triple (V', E', A') with $V' \subseteq V$, $E' \subseteq E$ and $A' \subseteq A$ such that the roots of D are precisely the vertices in V' together with vertices subdividing each edge in E' and arc in A' . In the following theorem, we characterize the valid root locations of a multi-semi-directed network. As noted in the introduction, a similar characterization was given in [28, Proposition 8], although it was under a slightly different framework (e.g. assuming $A' = E' = \emptyset$).

Theorem 4. *Let $N = (V, E, A)$ be a multi-semi-directed network and $V' \subseteq V$, $E' \subseteq E$ and $A' \subseteq A$. Then there exists a rooting D of N with root locations (V', E', A') if and only if*

- *each vertex in V' and each edge in E' is in a source component of N and each arc in A' is an outgoing arc of a source component of N ; and*

- each source component of N contains exactly one element of V' , contains exactly one edge in E' or has exactly one outgoing arc in A' .

Proof. We first prove the “only if” direction. Since N is multi-semi-directed, there exists a rooting D of N . Let (V'', E'', A'') be its root locations.

First suppose that there is a $v \in V''$ that is not in a source component of N . Then there exists a reticulation r in the component C of the graph (V, E) containing v with both incoming arcs of r having their tail outside C . Note that $v \neq r$. Hence, there exists an edge-path between r and v in N . Since v is a root of D , this path is a directed path from v to r in D . However, this implies that $d_D^-(r) = d_D(r)$, contradicting the definition of a multi-rooted network. The other cases (that there is a $e \in E''$ that is not in a source component or an arc $a \in A''$ that is not an outgoing arc of a source component) are handled similarly.

Now suppose that there exists a source component C of N containing $v, w \in V''$ with $v \neq w$. Then there exists an edge-path between v and w of length at least 2 in N . Since v is a root in D , this path is directed from v to w in D . However, since w is also a root in D , the path is directed from w to v in D , a contradiction. The other cases are again handled similarly.

We now prove the “if” direction. Since N is multi-semi-directed, there exists a rooting D of N . Let (V'', E'', A'') be its root locations. For an edge $\{u, v\}$ of N , clearly, there exists a rooting of N with root u if and only if there exists a rooting with root w subdividing $\{u, v\}$. Similarly, for an arc (u, v) of N , clearly, there exists a rooting of N with root u if and only if there exists a rooting with root w subdividing (u, v) . Hence, we may assume $E' = A' = E'' = A'' = \emptyset$. Let R be the set of reticulations of N . Since each element of V' is in a different source component, there is no edge-path between any two vertices in $R \cup V'$. Then, by Lemma 3, it follows that there exists a rooting of N with root locations (V', E', A') . \square

Theorem 4 directly leads to an efficient algorithm for deciding if an arbitrary mixed graph G is a (multi-)semi-directed network (note that in [28, Remark 1] a similar algorithm is sketched to efficiently find a rooting of a multi-semi-directed network). First, find all the source components of G . Second, in each source component, pick an arbitrary vertex as root. Third, do a breath-first search from each root and orient all edges away from the root. Finally, check if the resulting mixed graph G' is a multi-rooted directed network and whether its semi-deorientation is G . Note that by additionally checking whether or not G' has a single root, it can also be determined if G is semi-directed.

5 Omnians

In this section, we show how the concept of omnians can be used to characterize tree-child (Theorem 5 and Proposition 1) and tree-based multi-semi-directed networks (Theorem 6). As remarked in the introduction, [28, Proposition 11] gives an alternative characterization for the tree-child case where, instead of using omnians the concept of the “directed part” of a network is used.

The main definitions of this section are the following. We say that a vertex v of a multi-semi-directed network is an *omnian* if $d^+(v) \geq 1$ and $d^e(v) \leq 1$, see Figure 6. We call a multi-rooted network D *tree-child* if each non-leaf vertex of D has at least one child that is not a reticulation. Furthermore, we say that a multi-semi-directed network N is *weakly tree-child* if N has a rooting that is tree-child. In this case, we also call such a rooting of N a *tree-child rooting* of N . Finally, we say that N is *strongly tree-child* if every rooting of N is tree-child. See Figure 7 for examples.

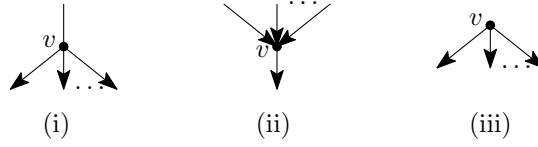


Figure 6: The three possible shapes of an omnian in a multi-semi-directed network: (i) one incident edge and at least two outgoing arcs, (ii) at least two incoming arcs and one outgoing arc and (iii) at least two outgoing arcs (and in all cases no other incident edge/arcs). Note that Case (iii) is possible in multi-semi-directed networks but not in semi-directed networks.

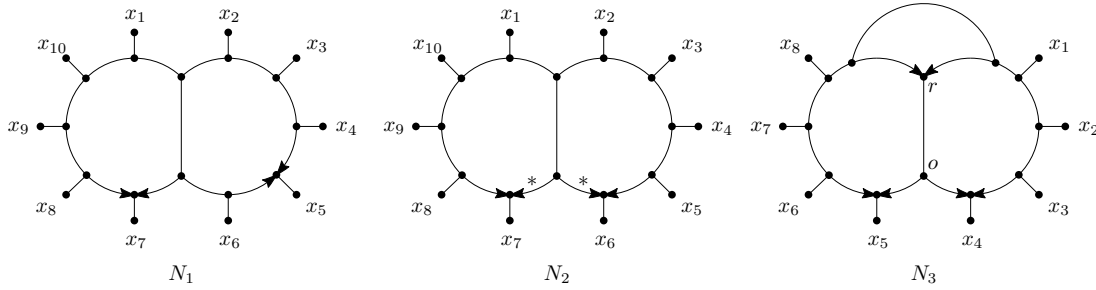


Figure 7: The semi-directed network N_1 on $X = \{x_1, \dots, x_{10}\}$ is strongly tree-child in view of Theorem 5. The semi-directed network N_2 also on X is weakly tree-child, but not strongly, since the rootings with the root subdividing an arc labelled $*$ are tree-child, but all other rootings are not tree-child (see Corollary 3). The semi-directed network N_3 on $\{x_1, \dots, x_8\}$ is not weakly tree-child since the edge $\{r, o\}$ forms an edge-path between a reticulation marked r and an omnian marked o (see Corollary 3).

Theorem 5. *A multi-semi-directed network N is strongly tree-child if and only if N has no omnians.*

Proof. First assume that N is strongly tree-child. Suppose that there exists a vertex $v \in V$ that is an omnian, i.e., $d^+(v) \geq 1$ and $d^e(v) \leq 1$. If $d^e(v) = 0$ then all children of v are reticulations in any rooting of N and v is not a leaf since $d^+(v) > 0$. This would contradict that N is strongly tree-child. Hence, $d^e(v) = 1$. By Theorem 1 (Property (Ci)), $d^-(v) \in \{0, d(v) - 1\}$. Since $d^-(v) = d(v) - d^+(v) - d^e(v) \leq d(v) - 1 - 1$, this means that $d^-(v) = 0$ and thus $d^+(v) = d(v) - 1$.

Let $e = \{u, v\}$ be the edge in N incident to v . Observe that all neighbours of v other than u are reticulations. Let D be a tree-child rooting of N . Since v has at least one child in D that is not a reticulation, the edge e is oriented away from v in D . This means that there are two possibilities. Either v is a root of D , or there exists a child a of v in N such that the arc (v, a) of N leaving v has been subdivided by a root w in D and D contains the arcs (w, v) and (w, a) . In the first case, changing the orientation of the arc (v, u) to (u, v) (making u a root) gives a rooting D' of N that is not tree-child. Also in the second case, D' is a rooting of N that is not tree-child. In both cases, we obtain a contradiction, completing the first direction of the proof.

For the converse, suppose that N has no omnians, that is, $d^e(v) \geq 2$ or $d^+(v) = 0$ for all $v \in V$. Assume that N is not strongly tree-child, i.e., there exists a rooting D of N and a non-leaf vertex v of D such that all children of v in D are reticulations. If v is a reticulation too, then $d_N^e(v) = 0$

and $d_N^+(v) = 1$. If v is not a reticulation, then $d_N^e(v) \leq 1$ and $d_N^+(v) \geq 2$. In both cases, we obtain a contradiction. \square

Proposition 1. *Let $N = (V, E, A)$ be a k -semi-directed network, some $k \geq 1$, with set of reticulations R and set of omnians O . Then, N is weakly tree-child if and only if $|O| \leq k$, $d^e(v) \geq 1$ for all $v \in V$, and there does not exist a non-trivial edge-path between any two vertices in $O \cup R$.*

Proof. Suppose that N is weakly tree-child. Then there exists a tree-child rooting D of N . For each vertex $u \in O$, either u is a root in D or one of the outgoing arcs of u is subdivided by a vertex that is a root in D . Hence, $|O| \leq k$. For the second condition, assume for contradiction that there exists a vertex $v \in V$ with $d_N^e(v) = 0$. Then, by Theorem 2, $d_N^+(v) \geq 1$ and in any rooting D of N , every child of v is a reticulation. Thus, D is not tree-child; a contradiction. Lastly, to prove the third condition, assume for contradiction that there exists a non-trivial edge-path P in N between two vertices in $O \cup R$, say between s and t . In a tree-child rooting, an edge incident to a reticulation must be oriented away from the reticulation and, similarly, an edge incident to an omnian must be oriented away from the omnian. Hence, the edge of P incident to s is oriented away from s in D . Similarly, the edge of P incident to t is oriented away from t in D . Therefore, P must contain a reticulation in D and hence in N ; a contradiction since no internal vertex of an edge-path can be a reticulation.

For the other implication, suppose that $|O| \leq k$, that $d^e(v) \geq 1$ for all $v \in V$, and that there does not exist a non-trivial edge-path between any two vertices in $O \cup R$. By Lemma 3, there exists a rooting D of N such that each vertex in O is a root in D . Suppose that D is not tree-child. Let v be a non-leaf vertex of D all whose children in D are reticulations. Then, we obtain a contradiction since then either $d_N^e(v) = 0$ or v is an omnian of N that is not a root of D . \square

We can simplify the characterization in Proposition 1 for semi-directed networks as follows, using that, in a (multi-)semi-directed network, $d^e(v) \geq 1$ holds for any non-omnian vertex v and there is no non-trivial edge-path between two reticulations (Theorem 2).

Corollary 3. *A semi-directed network N is weakly tree-child if and only if N has at most one omnian and if there is an omnian o , then $d^e(o) \geq 1$ and there is no non-trivial edge-path between o and a reticulation r of N .*

We next turn our attention to tree-based multi-semi-directed networks. A *spanning tree* of a mixed graph G is a subtree of G that contains all vertices of G and is a tree. A multi-rooted network N is *tree-based* if it has a rooted spanning tree that has the same leaf set as N (see [30]). A multi-semi-directed network N is *weakly tree-based* if N has a rooting that is tree-based and N is *strongly tree-based* if every rooting of N is tree-based, see Figure 8 for an example. Clearly, all multi-semi-directed networks that are weakly tree-based are semi-directed networks. Hence, we will focus on semi-directed networks for the remainder of this section.

To state our next result, we define for a multi-semi-directed network $N = (V, E, A)$ and a subset S of the set of omnians of N the set

$$\delta^+(S) := \{t \in V \mid (s, t) \in A \text{ for some } s \in S\}.$$

Hence, $\delta^+(S)$ contains the vertices of N that are the head of an arc that starts at an omnian contained in S . Note that by definition, $\delta^+(S)$ may contain vertices that are also in S .

Theorem 6. *Let N be a semi-directed network with O its set of omnians. Then N is strongly tree-based if and only if for each $S \subseteq O$ we have that $|\delta^+(S)| \geq |S|$.*

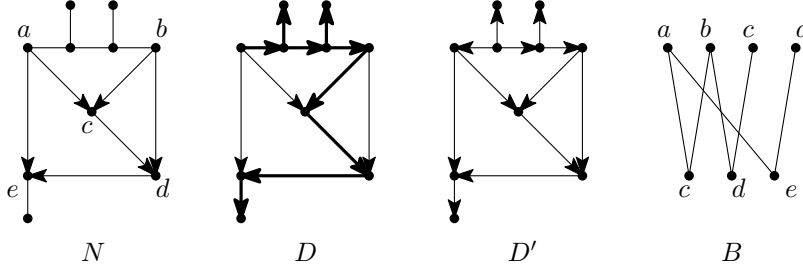


Figure 8: A semi-directed network N that is weakly tree-based but not strongly tree-based, along with a rooting D for it that is tree-based (a spanning tree with leaf set $L(D)$ is indicated in bold) and a rooting D' for it that is not tree-based. *Far right:* The bipartite graph B used in the proof of Theorem 6.

Proof. Let R be the set of reticulations of N . We follow a similar approach as in [23] for directed networks. More precisely, we first associate a bipartite graph $B = (V', E')$ to N that has vertex set $V' = R' \cup O'$, with R' containing a copy of each reticulation in R and O' containing a copy of each omnian in O . Hence, a vertex of N that is a reticulation as well as an omnian has two corresponding vertices in V' . For $r \in R'$ and $o \in O'$, we define $\{r, o\}$ to be an edge in E' if (o, r) is an arc in N . Note that, by Hall's marriage theorem [17], B has a matching that covers O if and only if each subset $S \subseteq O'$ has at least $|S|$ neighbors in B .

To prove the theorem, assume first that N is strongly tree-based. Consider any rooting D of N with the same vertex set as N (which exists because any rooting where the root subdivides an edge or arc of N can be easily modified to obtain a rooting in which the root is a vertex of N). Let ρ denote the sole root of D . We create a rooting D' of N from D as follows. If ρ is an omnian in N and $d_N^e(\rho) = 1$ then subdivide the edge incident to ρ in N by a new vertex ρ' , make ρ' the root of D' , orient the edge between ρ and ρ' as (ρ', ρ) , and retain the directions of the remaining arcs of D . Otherwise, define D' to be D . By construction of D' , for each omnian $o \in O$ of N , we have that all outgoing arcs of o in D are also outgoing arcs of o in N . Since N is strongly tree-based, D' is tree-based. Consider a base tree T' of D' . Then, T' contains at least one outgoing arc a_o (in D'), for each $o \in O$ (the omnians of N). In addition, T' contains exactly one incoming arc of each reticulation in R . Hence, the arcs a_o , $o \in O$, form a matching in B that covers O . By Hall's marriage theorem recalled above, this implies that each $S \subseteq O$ has at least $|S|$ neighbors in B and hence that $|\delta^+(S)| \geq |S|$.

Conversely, assume that for each $S \subseteq O$ we have that $|\delta^+(S)| \geq |S|$. Then, by Hall's marriage theorem, B has a matching M that covers O . Consider any rooting D of N . Let ρ denote the sole root of D . We construct a rooted spanning tree T of D with leaf set $L(D)$ as follows, see Figure 8. For each $o \in O$ consider the reticulation $r \in R$ that o is matched to by M . Note that (o, r) may not be an arc of D because it could have been subdivided by the root. If (o, r) is an arc of D , then include it in T . Otherwise, D contains an arc (ρ, r) which we include in T . For each reticulation in R that does not have an incoming arc in T yet, choose one incoming arc arbitrarily and add it to T . Finally, add all arcs whose heads are not reticulations also to T . Clearly, T is a rooted spanning tree of D .

It remains to show that T has leaf set $L(D)$. Clearly, each leaf of D is a leaf of T . Suppose T has a leaf v that is not a leaf in D . Then, in D , v has at least one outgoing arc and the head of

every outgoing arc of v is a reticulation. Hence, in N , v has exactly one incident edge, no incoming arcs and at least one outgoing arc. Thus, v is an omnian of N . This leads to a contradiction since T contains, for each omnian of N , at least one outgoing arc of D . \square

Intriguingly, characterizing semi-directed networks that are weakly tree-based requires a different approach (see Corollary 4 at the end of Section 7).

6 Cherry Picking

In this section we consider another concept, called “cherry picking”, that can be used to characterize certain multi-semi-directed networks. More specifically, we focus on how cherry picking can be applied to characterize weakly and strongly orchard multi-semi-directed networks, classes of networks that can be used to model lateral gene transfer (see e.g. [34]). To state the main results (Theorems 7 and 8), we require some further definitions. Recall that a *cherry* of a mixed graph is an ordered pair of leaves (x, y) such that there is a length-2 path between x and y , either consisting of two edges or of two arcs directed towards x and y respectively. *Reducing* a cherry (x, y) is defined as deleting x and suppressing any resulting non-root degree-2 vertex.

To introduce cherry picking for multi-rooted networks, consider a multi-rooted network D on X . A *reticulated cherry* of D is an ordered pair of leaves (x, y) such that y is a reticulation leaf and there is a length-3 path between x and y . *Reducing* a reticulated cherry (x, y) of D means deleting the arc from the parent of x to the parent of y and suppressing any resulting non-root degree-2 vertices. Let $D(x, y)$ be the result of reducing a cherry or reticulate cherry (x, y) in D . Then the leaf set of $D(x, y)$ is either the same as the leaf set of D or, if (x, y) is a cherry of D , then the leaf set of $D(x, y)$ is $X \setminus \{x\}$. We say that D is *orchard* if it can be reduced to a disjoint union of arcs using a sequence of cherry reductions and reticulated cherry reductions.

Furthermore, we say that a multi-semi-directed network N is *weakly orchard* if N has a rooting that is orchard and that N is *strongly orchard* if every rooting of N is orchard. See Figure 9 for an example of a semi-directed network N that is weakly orchard but not strongly orchard.

We now define reticulated cherries and their reductions for a multi-semi-directed network N on X . This definition is slightly different from the definition above for multi-rooted networks since N may have elements of X that are roots, see for example root e in the 2-semi-directed network in Figure 3. A *reticulated cherry* of N is an ordered pair (x, y) with $x, y \in X$ such that y is a reticulation leaf and there is a length-2 or length-3 path between x and y . *Reducing* a reticulated cherry (x, y) of N is defined as deleting the arc between the neighbours of x and y or deleting the arc between x and the neighbour of y and suppressing any resulting non-root degree-2 vertices. See Figures 10 and 11 for examples. For (x, y) a reticulated cherry or a cherry of N , let $N(x, y)$ denote the resulting mixed graph that is the result of reducing (x, y) in N . Note that each connected component of $N(x, y)$ is either an isolated vertex in X or a multi-semi-directed network on a subset of X .

Intriguingly, binary rooted networks that are orchard can be characterized in terms of a so-called HGT-consistent labelling [34]. As it turns out, this concept can be canonically extended to binary multi-rooted networks. In turn, this provides us with a tool to characterize multi-semi-directed networks that are weakly orchard. To make this more precise, suppose that $D = (V, A, \emptyset)$ is a binary multi-rooted network. Then we call a map $t : V \rightarrow \mathbb{N}$ a *HGT-consistent labelling* for D if

1. $t(u) \leq t(v)$ for each arc $(u, v) \in A$;
2. $t(u) < t(v)$ for each arc $(u, v) \in A$ with v not a reticulation; and

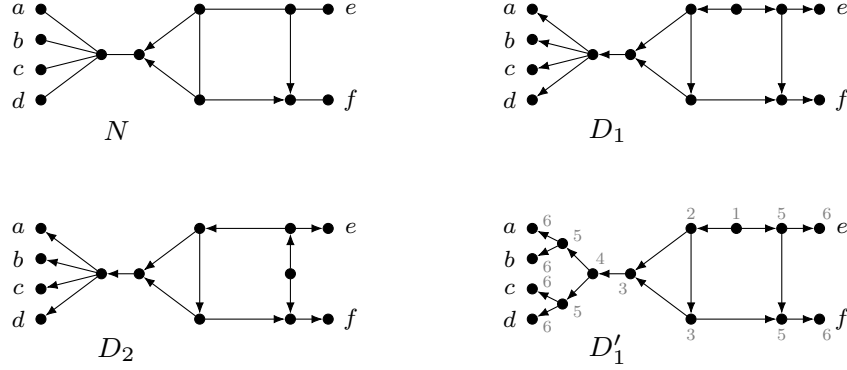


Figure 9: A semi-directed network N on $X = \{a, b, c, d, e, f\}$ that is weakly orchard but not strongly orchard, along with a rooting D_1 that is orchard and a rooting D_2 that is not orchard. The rooted network D'_1 is a binary resolution of D_1 with the gray numbers indicating an HGT-consistent labelling for D'_1 .

3. for each reticulation v it holds that $t(u) = t(v)$ for exactly one parent u of v .

See Figure 9 for an example of a HGT-consistent labelling of a 1-rooted network.

We call a rooting D of a multi-semi-directed network N on X *nice* if every root of D is either a vertex of N that is not in X or subdivides an arc of N whose tail is in X . We will use the following useful fact concerning nice rootings.

Observation 1. *Every multi-semi-directed network has a nice rooting.*

Proof. Suppose that N is a multi-semi-directed network. Consider an arbitrary rooting D of N . If a root ρ of D is not a vertex of N , then it subdivides an edge or an arc of N . If ρ subdivides e , we can make any vertex incident with e a root instead of ρ . If ρ subdivides an arc a whose tail is not in X , then we can make the tail of a a root instead of ρ . \square

We now define a *binary resolution* of a multi-rooted network $N = (V, A)$ which we shall need to state our next result. This is the binary multi-rooted network obtained from N by (i) replacing every vertex v with $d_N^+(v) \geq 3$ and its set of outgoing arcs by a rooted binary tree T with root v , so that all arcs in T are directed away from v , and the leaf set of T consists of those $w \in V$ such that $(v, w) \in A$, and (ii) replacing every vertex w in N with $d_N^-(w) \geq 3$ and its set of incoming arcs by a rooted binary tree T with root w , in which the directions of all arcs in T are reversed so that they are all directed towards w and the leaf set of T consists of those $v \in V$ with $(v, w) \in A$. See Figure 9 for an example.

To simplify the exposition of the remainder of this section, we shall from now on assume, without loss of generality, that multi-rooted and multi-semi-directed networks have no isolated vertices.

Theorem 7. *Given a multi-semi-directed network N on X , the following are equivalent.*

- (1) N is weakly orchard;
- (2) there exists a sequence of cherry reductions and reticulated cherry reductions that reduces N to a forest in which each tree is either a single edge whose two adjacent vertices are in X or a single vertex that is in X ;

- (3) N has a rooting that has a binary resolution that admits an HGT-consistent labelling;
- (4) every nice rooting of N is orchard;
- (5) $N(x, y)$ is weakly orchard for some cherry or reticulated cherry (x, y) .

Proof. That (4) implies (1) is trivial, given that N has at least one nice rooting by Observation 1.

We now show that (1) implies (3). If N is weakly orchard then it has a rooting D that is orchard. Since D is a multi-rooted network, we can obtain a rooted network D' from D by adding a new root ρ with an arc to each root of D . Consider any sequence of cherry and reticulated cherry reductions that transforms D into a disjoint union U of arcs the heads of which are elements in X . The same sequence transforms D' into a rooted star tree S , that is, the tree obtained from U as follows. First, add a root ρ' to U . Next, add an arc from ρ' to the tail t_a of each arc a in U . Finally, suppress all vertices t_a . Clearly, S can easily be transformed into a single arc whose head is in X by cherry reductions. Hence, D' is also orchard and, by [34, Theorem 2], D' has a binary resolution D'_b that admits a HGT-consistent labelling. Deleting all vertices and arcs of D'_b that were added to D' to obtain a binary resolution of ρ as part of obtaining D'_b then gives a binary resolution of D with a HGT-consistent labelling, completing the proof that (1) implies (3). The converse direction, i.e. that (3) implies (1), can be shown in a similar manner.

We now prove that (1) implies (2). Let D be a rooting of N that is orchard. Consider a sequence σ of cherry and reticulated cherry reductions that transforms D into a disjoint union of arcs the heads of which are elements in X . A cherry (x, y) that can be reduced in D can also be reduced in N unless the path between x and y in D contains a root of D and this root is not a vertex of N (i.e. it is suppressed when semi-deorienting D to obtain N). In this case, N contains a connected component consisting of only the edge $\{x, y\}$. A reticulated cherry (x, y) that can be reduced in D can also be reduced in N . The outcome of reducing (x, y) in N and in D in this case, respectively, is the same (up to taking the semi-deorientation) unless the path between x and y in D contains a root of D and this root is not a vertex of N (i.e. it is suppressed when semi-deorienting D to obtain N). In this case, the reduced version of D contains a connected component consisting of a single arc whose head is in X , while the reduced version of N contains a connected component consisting of a single vertex in X . Hence, σ reduces N to a forest in which each connected component is either a single edge whose two incident vertices are in X or a single vertex that is in X .

We now show that (2) implies (4). Let D be a nice rooting of N . We prove by induction on the number m of vertices of D that D is orchard. Since $|X| \geq 2$, the base case is $m = 2$ and is trivial. Assume that the stated implication holds for all multi-semi-directed networks that have a nice rooting with $2 \leq l \leq m$ vertices and that N is such that D has $m + 1$ vertices. Let (x, y) be a cherry or reticulated cherry in N . Then (x, y) is also a cherry or reticulated cherry of D because D is a nice rooting of N . Note that it is possible that N contains a length-2 path between x and y while D contains a length-3 path between x and y . This can happen if $d(x) = d^+(x) = 1$. In this case, $d_{N(x, y)}(x) = 0$ and so x is an isolated vertex in $N(x, y)$ while $D(x, y)$ contains a connected component in the form of an arc from a root of $D(x, y)$ to x . In this case, let D', N' be $D(x, y), N(x, y)$, respectively, with the connected component containing x removed. Otherwise, simply let $D' = D(x, y)$ and $N' = N(x, y)$. Then D' is a nice rooting of N' . By induction, it follows that D' is orchard, from which we can conclude that D is orchard.

By the equivalence of (1) and (2) shown above, it follows easily that (5) implies (1).

It remains to prove that (1) implies (5). Suppose that N is weakly orchard and that (x, y) is a cherry or reticulated cherry of N . By Observation 1, N has a nice rooting D . Then D is orchard by the equivalence of (1) and (4). Furthermore, (x, y) is a cherry or reticulated cherry also in D . Let D' be the rooted network obtained from D by adding a new root ρ with an arc to each

previous root and suppressing any resulting non-root degree-2 vertices. Then (x, y) is also a cherry or reticulated cherry in D' and D' is also orchard. Hence, by [22, Proposition 1], $D'(x, y)$ is orchard. Thus, $D(x, y)$ is orchard. It follows that $N(x, y)$ has a rooting that is orchard. Hence, $N(x, y)$ is weakly orchard. \square

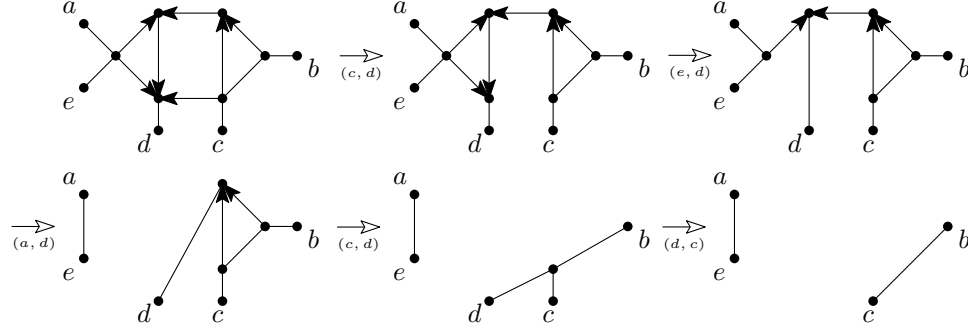


Figure 10: Example of a weakly orchard multi-semi-directed network on $\{a \dots, e\}$ and a sequence of cherry reductions and reticulated cherry reductions. In each case, the (reticulated) cherry that is reduced is indicated below the arrow that indicates the reduction.

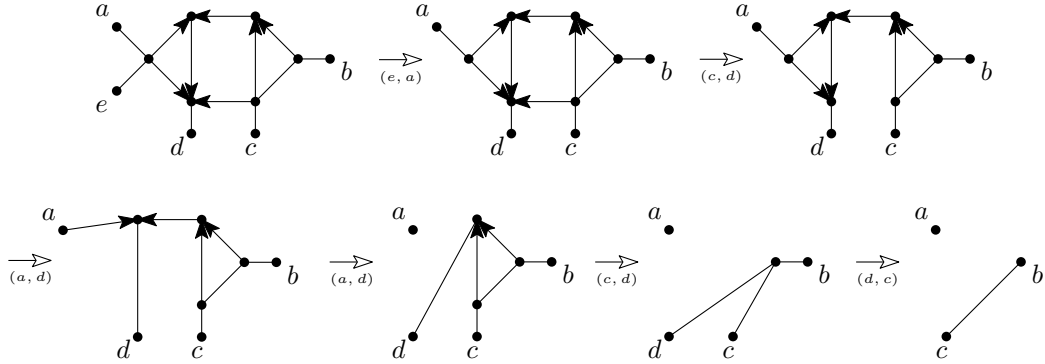


Figure 11: An alternative sequence of cherry reductions and reticulated cherry reductions for the weakly orchard multi-semi-directed network from Figure 10. In each case, the (reticulated) cherry that is reduced is indicated below the arrow that indicates the reduction.

From Theorem 7, it follows that one can decide in linear time whether a given multi-semi-directed network is weakly orchard since, just as for rooted networks, cherries and reticulated cherries can be reduced in arbitrary order.

To state the second main result of this section which concerns semi-directed networks, we require some further definitions. Suppose N is a semi-directed network on X . A *cherry picking sequence* of N is a sequence (s_1, \dots, s_k) of ordered pairs of elements of X , such that s_1 is a cherry or reticulated cherry of $N_0 := N$ and, for all $i \in \{1, \dots, k-1\}$, the pair s_{i+1} is a cherry or reticulated cherry in $N_i := N_{i-1}(s_i)$ and $N_k := N_{k-1}(s_k)$ is a graph in which each connected component is either an isolated vertex in X or an edge such that both incident vertices are contained in X .

Note that in case we want to emphasize the order in which the pairs s_i are reduced, we also write $N \circ (s_1, \dots, s_i)$ for N_i .

Lemma 4. *Let N be a semi-directed network and let (x, y) be a cherry or a reticulated cherry of N . If N is strongly orchard then $N(x, y)$ is strongly orchard.*

Proof. Let D be any rooting of $N(x, y)$. Then a rooting D' of N can be obtained from D by the following small modifications. If (x, y) is a cherry and x was deleted in the construction of $N(x, y)$ from N , then D' is obtained from D by subdividing the arc incident to y by a vertex w and adding leaf x with an arc (w, x) . If (x, y) is a reticulated cherry, then D' is obtained from D by subdividing the arc incident to y by a vertex v and the arc incident to x by a vertex u and adding an arc (u, v) . Since N is strongly orchard, D' is orchard. It then follows that D is orchard. Hence, $N(x, y)$ is strongly orchard. \square

The converse of the Lemma 4 does not hold in general, see Figure 12. Motivated by this, we define an *scr-cherry* (source component reticulated cherry) of a semi-directed network N as a reticulated cherry (x, y) such that x is in a source component of the network.

The next lemma, combined with Lemma 4, shows that cherries and reticulated cherries that are not scr-cherries can be reduced in arbitrary order.

Lemma 5. *Let N be a semi-directed network and let (x, y) be a cherry or a reticulated cherry of N that is not a scr-cherry. If $N(x, y)$ is strongly orchard then N is strongly orchard.*

Proof. Assume that $N(x, y)$ is strongly orchard. Let D be any rooting of N . We distinguish between the cases that (x, y) is a cherry or reticulated cherry in D or that this is not the case.

First suppose that (x, y) is a cherry or reticulated cherry in D . Then $D(x, y)$ is a rooting of $N(x, y)$ since (x, y) is not an scr-cherry. Since $N(x, y)$ is strongly orchard, $D(x, y)$ must be orchard. Hence, D is orchard. So N is strongly orchard.

Now suppose that (x, y) is neither a cherry nor a reticulated cherry of D . This can only happen if (x, y) is a cherry of N that is in a source component of N and the single root of D subdivides an edge on the path between x and y in N . Then modify D to a rooting D' by making the internal vertex of this path the root. Then we can use the argument from the previous paragraph to show that N is strongly orchard. \square

We call a cherry picking sequence $s = (s_1, \dots, s_k)$ of $N_0 = N$ *strong* if, for each $i \in \{1, \dots, k\}$, it holds that if N_{i-1} has at least one scr-cherry, then s_i is an scr-cherry of N_{i-1} . Note that if N_{i-1} has no scr-cherries then, by definition of a cherry picking sequence, s_i is a cherry or reticulated cherry of N_{i-1} . We now state the second main result of this section.

Theorem 8. *Let N be a semi-directed network N on X . Then N is strongly orchard if and only if, for each strong cherry picking sequence $s = (s_1, \dots, s_k)$ of N and for each $i \in \{1, \dots, k\}$, it holds that if s_i is an scr-cherry of $N_{i-1} = N \circ (s_1, \dots, s_{i-1})$ then N_{i-1} has at least two scr-cherries where we put $N_0 = N$.*

Proof. First suppose that N is strongly orchard and assume for contradiction that there exists a strong cherry picking sequence $s = (s_1, \dots, s_k)$ of N such that there exists some $1 \leq i \leq k$ such that s_i is a scr-cherry of $N_{i-1} = N \circ (s_1, \dots, s_{i-1})$ and N_{i-1} has no other scr-cherries. Since s is strong, N_{i-1} has no cherries or reticulated cherries apart from s_i . Since $s_i = (x, y)$ is an scr-cherry, there exists a rooting D_{i-1} of N_{i-1} where the root subdivides the edge of N_{i-1} incident to x .

Consequently, D_{i-1} has no cherries or reticulated cherries and is therefore not orchard. Hence, N_{i-1} is not strongly orchard and, by Lemma 4, N is not strongly orchard, a contradiction.

The other direction of the proof is by induction on $k = |X| + |R| - 2$, with R the set of reticulations of N . For $k = 0$ the statement is trivially true. Assume $k \geq 1$ and that for each strong cherry picking sequence $s = (s_1, \dots, s_k)$ of $N_0 = N$ and for each $i \in \{1, \dots, k\}$, it holds that if s_i is an scr-cherry of $N_{i-1} = N \circ (s_1, \dots, s_{i-1})$ then N_{i-1} has at least two scr-cherries.

First suppose that N has a cherry or a reticulated cherry (x, y) that is not an scr-cherry. Since $N(x, y)$ is strongly orchard by induction, it follows that N is strongly orchard by Lemma 5.

Now suppose that N has no cherries or reticulated cherries that are not scr-cherries. Then N has at least two scr-cherries (x, y) and (w, z) (possibly, $z = y$). Consider any rooting D of N . Then at least one of (x, y) and (w, z) is a reticulated cherry in D . Assume without loss of generality that (x, y) is a reticulated cherry of D . Since $N(x, y)$ is strongly orchard by induction, each rooting of $N(x, y)$ is orchard. In particular, $D(x, y)$ is orchard. Hence, D is orchard. Since D was arbitrary, it follows that N is strongly orchard. \square

The example in Figure 12 shows why in the characterization in Theorem 8 “for each” cannot be replaced by “there exists”. Even though there exists a cherry picking sequence of the required type in the depicted semi-directed network N , N is not strongly orchard. Indeed, N also has a strong cherry picking sequence that is not of the required type.

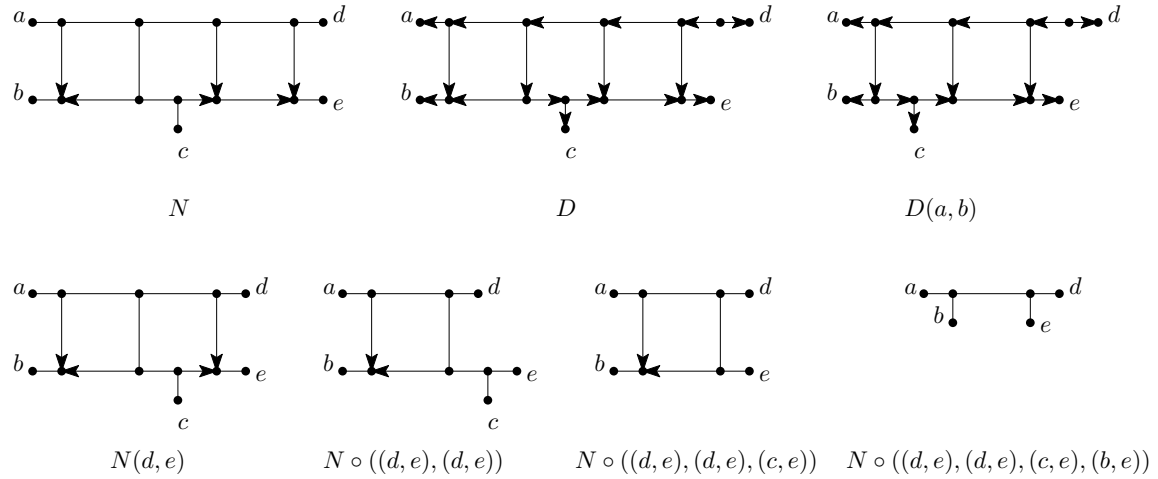


Figure 12: A semi-directed network N on $\{a, b, c, d, e\}$ that is weakly orchard but not strongly orchard, along with a rooting D that is not orchard. This is easy to see since D has no cherry, (a, b) is the only reticulated cherry of D , and the depicted network $D(a, b)$ has no cherries or reticulated cherries. The bottom row of networks shows the first 4 networks obtain when reducing N by the strong cherry picking sequence $((d, e), (d, e), (c, e), (b, e), (a, b), (b, d))$ of N .

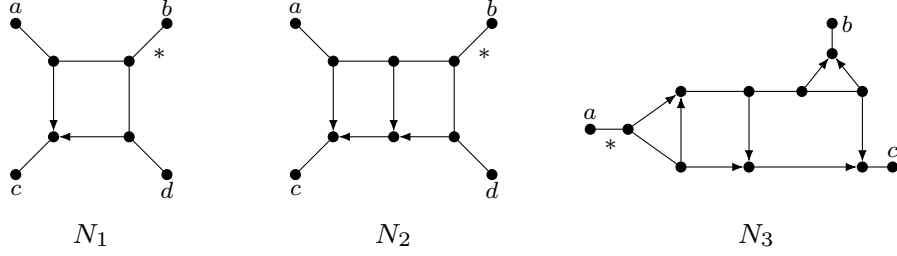


Figure 13: The semi-directed network N_1 on $X = \{a, b, c, d\}$ is weakly tree-child, weakly forest-based and weakly tree-based. In each case, the rooting is obtained by subdividing the edge labelled $*$ to obtain the root. The semi-directed network N_2 on X is weakly forest-based and weakly tree-based (since the rooting with the root subdividing the edge labelled $*$ is forest-based and tree-based), but not weakly tree-child. The semi-directed network N_3 on $\{a, b, c\}$ is weakly tree-based (since the rooting with the root subdividing the edge labelled $*$ is tree-based), but not weakly tree-child and not weakly forest-based.

7 Path Partitions

We now turn to our final concept for characterizing classes of (multi-)semi-directed networks called path partitions. Basically speaking, for a multi-rooted network, this is a partition of the vertex set of the network whose parts induce a collection of directed paths each of which must end in a leaf. Multi-rooted networks that enjoy this property are called *forest-based* networks and can be used to model introgression [29]; they are considered in more depth in [19, 25]. In this section, we extend the theory of path partitions from multi-rooted networks to (multi-)semi-directed networks and shall see that having a path partition characterizes weakly tree-based semi-directed networks (Corollary 4).

We begin with some definitions. Suppose that G is a mixed graph. We call G a *forest* if it does not contain a cycle. If D is a multi-rooted network on X then we call D *forest-based* if there exists a subgraph F of D in the form of a forest such that F spans $V(D)$ and has leaf set X and, for each arc $(u, v) \in A(D) \setminus A(F)$, the vertices u and v are in different trees of F . In this case, we call F a *support forest* of D . Note that an element $T \in F$ might be a single vertex or T might contain a vertex v such that $d_T(v) = 2$. If N is a multi-semi-directed network on X , then we say that N is *weakly forest-based* if N has a rooting D that is forest-based. Note that since the leaf sets of D and N coincide, no leaf of N can be a root in D . If every rooting of N with leaf set X is forest-based, then we call N *strongly forest-based*. See Figure 14 for some examples to illustrate these definitions. Note if N is semi-directed, then by [19, Theorem 1] it follows that if N is weakly (resp. strongly) forest-based then it is weakly (resp. strongly) tree-based, but not conversely.

Now, suppose that N is a multi-semi-directed network on X . For $x \in X$, let P be either a semi-directed path $(u_1 = u, u_2, \dots, u_k = x)$, $k \geq 2$, in N joining a vertex $u \in V(N) - X$ to x or the trivial path $(u = x)$. Then we call u the *handy vertex* of P . In addition, for a collection \mathcal{P} of semi-directed paths in N , we call a maximal connected subgraph containing only edges $\{u, v\}$ of N with u, v in different semi-directed paths of \mathcal{P} a *cross component* of \mathcal{P} . We now show that a special type of path partition arises from weakly forest-based multi-semi-directed networks.

Lemma 6. *Let N be a multi-semi-directed network N on X that has a rooting D with leaf set X*

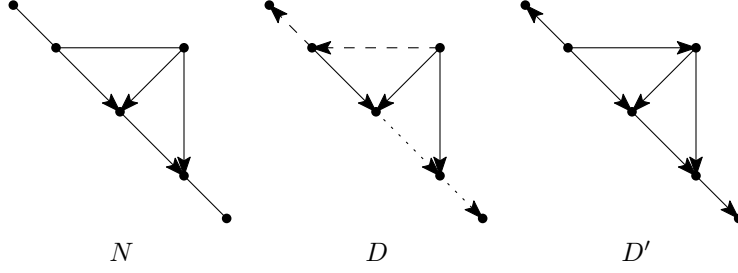


Figure 14: A multi-semi-directed network N that is weakly forest-based but not strongly forest-based, along with a rooting D of N that is forest-based (the dashed and dotted paths are the trees that make up the support forest) and a rooting D' of N that is not forest-based.

that is forest-based. Then there exists a collection \mathcal{P} of semi-directed paths in N such that

- (P1) each vertex of N is in exactly one semi-directed path in \mathcal{P} ;
- (P2) each semi-directed path in \mathcal{P} is either a trivial path (x) with $x \in X$ or a semi-directed path from a vertex in $V(N) - X$ to some element in X ;
- (P3) each cross component of \mathcal{P} contains at most one vertex that is not the handy vertex of a semi-directed path in \mathcal{P} .

Moreover, if F is a support forest for D then, for each arc $(u, v) \in A(D) \setminus A(F)$, we have that

- (P4) if $\{u, v\}$ is an edge or (u, v) is an arc of N and $u, v \in P \in \mathcal{P}$ then u and v appear consecutive on P .

Proof. Suppose that F is a support forest for D . We can decompose F into a set \mathcal{S} of (directed) paths by, for each vertex of F with outdegree greater than 1 in F , arbitrarily deleting all but one outgoing arc from F . Let \mathcal{P} denote the collection of semi-directed paths in N that corresponds to \mathcal{S} . Note that the first arc of a path in \mathcal{S} might be different from the first arc of the corresponding semi-directed path in \mathcal{P} . We show that Properties (P1)-(P3) are satisfied by \mathcal{P} .

Clearly, \mathcal{P} satisfies Properties (P1) and (P2). To see that \mathcal{P} satisfies Property (P3), we claim first that for every edge e in a cross component of \mathcal{P} one of the vertices incident with e must be the handy vertex of a semi-directed path in \mathcal{P} . To see this, assume for contradiction that e is an edge in a cross component of \mathcal{P} and none of the vertices incident with e , call them u and v , is the handy vertex of a semi-directed path in \mathcal{P} . Then u and v must be an interior vertex of the semi-directed path in \mathcal{P} that contains it, respectively. Since F is a forest spanning $V(D)$, it follows that one of u and v must be a reticulation in N . Hence (u, v) or (v, u) must be an arc in N ; a contradiction as $\{u, v\}$ is an edge in N . Hence, the claim holds.

Assume for contradiction, that Property (P3) does not hold. Then there exists a cross component C of \mathcal{P} that contains two or more vertices that are not the handy vertex of the semi-directed path in \mathcal{P} that contains them. Let u and u' denote two such vertices of C and let v and v' be the vertices of N such that $\{u, v\}$ and $\{u', v'\}$ are edges in C and u and v are in different semi-directed paths of \mathcal{P} and u' and v' are in different semi-directed paths of \mathcal{P} . Note that the semi-directed paths in \mathcal{P} that contain u and u' might be the same. Then, by the previous claim, v and v' must be the handy vertices of semi-directed paths in \mathcal{P} . Since, by Theorem 2, N cannot contain a semi-directed cycle, it follows that C is a tree. Therefore, there exists a path U in C joining u and u' . Replacing, if necessary, v with the vertex on U adjacent with u and v' with the vertex on U adjacent with u' ,

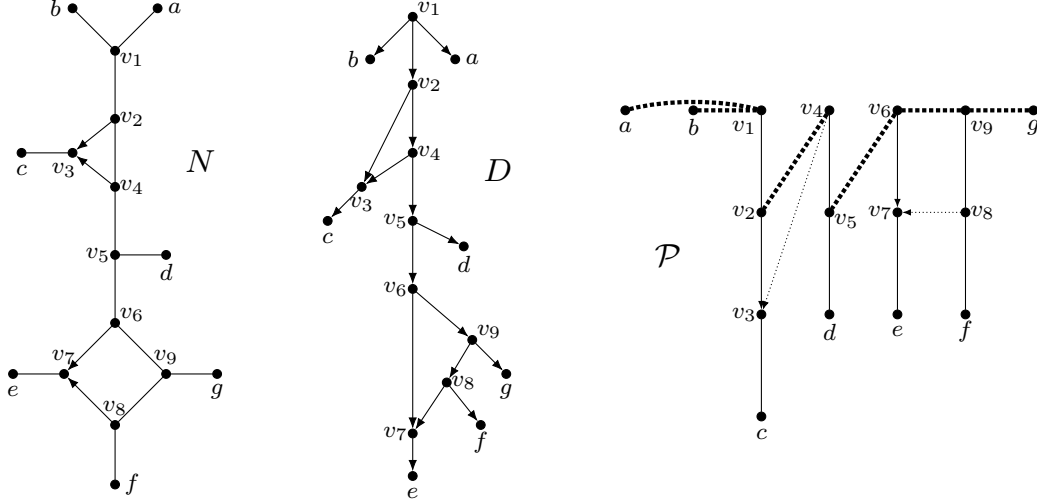


Figure 15: A semi-directed network N on $X = \{a, \dots, g\}$ that is weakly forest-based as D is a rooting of N that is forest-based. The trivial paths (a) , (b) and (g) along with the four semi-directed paths made up by the thin black edges and arcs form a collection of semi-directed paths \mathcal{P} in N that satisfies Properties (P1)-(P3) of Lemma 6. The vertices a, b, v_1, v_4, v_6, v_9 and g are the handy vertices of the paths that contain them. The dotted thick black edges make up the three cross components of \mathcal{P} , while the thin black, dotted arcs are neither in a semi-directed path of \mathcal{P} nor in a cross component.

it follows that U has the form (u, v, \dots, v', u') .

Since both $\{u, v\}$ and $\{u', v'\}$ are edges of N and so must be oriented in any rooting of N and, in combination, Properties (P1) and (P2) imply that any arc on a path P in \mathcal{P} is oriented towards the handy vertex of P , it follows that $\{u, v\}$ and $\{u', v'\}$ must be oriented towards each other in the orientation of C induced by D . If $v \neq v'$ this is not possible since it implies that some edges in U must have been arcs in N . If $v = v'$ then v is a reticulation in N . Hence, N contains the arcs (u, v) and (u', v) as it is a multi-semi-directed network; a contradiction since, by assumption, $\{u, v\}$ and $\{u', v\}$ are edges in C and therefore in N .

The remainder is an immediate consequence of the fact that F is a support forest for D . \square

Using Lemma 6, we can now characterize multi-semi-directed networks that are weakly forest-based (note that this is an analogue of [19, Theorem 1]).

Theorem 9. *A multi-semi-directed network N on X is weakly forest-based if and only if there exists a collection \mathcal{P} of semi-directed paths in N satisfying Properties (P1)-(P4) of Lemma 6.*

Proof. By Lemma 6, it suffices to show that if N has a collection of semi-directed paths that satisfies Properties (P1)-(P4) then N must be weakly forest-based. So suppose that \mathcal{P} is a collection of semi-directed paths in N that satisfies these properties. We start with associating a directed graph D to N and then show that D is in fact a rooting of N that is forest-based.

To obtain D , we employ Property (P2) and orient, for each non-trivial semi-directed path $P \in \mathcal{P}$, all edges on P towards the unique element in X it contains. For each cross component C in \mathcal{P} , we

do the following. Let v_C be the unique vertex in C that is not a handy vertex of a semi-directed path in \mathcal{P} (Property (P3)), if it exists. Otherwise, choose an arbitrary non-leaf vertex v in C to play the role of v_C . In either case, we then orient all edges in C away from v_C . Observe that this is well-defined since C is a tree by Theorem 2. The obtained directed graph is D .

We now show that D is a rooting of N . To this end, we need to show that D is a multi-rooted network such that N is a semi-deorientation of D . Clearly, D is a multi-rooted network since it cannot contain a directed cycle as otherwise N would have contained a semi-directed cycle, which is not allowed by Theorem 2. To see that N is a semi-deorientation of N , we need to show that the reticulations of D are precisely the reticulations of N . Since every reticulation of N is also a reticulation of D , it suffices to show that every reticulation of D is also a reticulation of N . Assume for contradiction that D contains a reticulation r that is *not* a reticulation of N . Then since neither a leaf nor a root of N can be a reticulation in D , it follows that $d_N^e(r) = d_N(r) \geq 3$. Hence, at least one of the edges incident to r in N is in a cross component C of \mathcal{P} , and so r is a vertex in C . By Property (P3), it follows that r is a handy vertex of some semi-directed path in \mathcal{P} or $r = v_C$ holds. Hence, C is oriented in D in such a way that r has exactly one incoming arc. Consequently, r cannot be a reticulation in D , a contradiction. Thus, D must be a rooting of N .

It remains to show that D is forest-based. Let \mathcal{P}' denote the collections of semi-directed paths in D induced by \mathcal{P} . Then Property (P1) implies that \mathcal{P}' is a forest spanning $V(D)$. Furthermore, Property (P2) implies that the leaf set of D is X . Lastly, Property (P4) implies that, for each arc $a \in A(D) \setminus A(\mathcal{P}')$, the head of a and the tail of a are in different semi-directed paths of \mathcal{P}' . Hence, \mathcal{P}' is a support forest for D . It follows that N is weakly forest-based. \square

As it turns out, in multi-semi-directed networks that are forest-based, collections of semi-directed paths that satisfy Properties (P1)-(P3) in Lemma 6 also turn out to hold the key for our characterization of semi-directed networks that are weakly tree-based.

Corollary 4. *A semi-directed network N on X is weakly tree-based if and only if there exists a collection \mathcal{P} of semi-directed paths in N satisfying Properties (P1)-(P3) of Lemma 6.*

Proof. By the definition of weakly tree-based and Lemma 6, it suffices to show that if N contains a collection of semi-directed paths that satisfy Properties (P1)-(P3) of Lemma 6 then N is weakly tree-based. Suppose that \mathcal{P} is a collection of semi-directed paths in N that satisfies these properties. We create a rooting D of N as in the proof of Theorem 9. Note that D now has a single root because N is semi-directed. To see that D is tree-based, observe that \mathcal{P} again spans $V(D)$ (by Property (P1)) and has leaf set X (by Property (P2)). By [11, Theorem 2.1], this means that D is tree-based. Hence, N is weakly tree-based. \square

8 Discussion

In this paper, we have introduced new explicit mathematical characterizations of multi-semi-directed networks, overcoming the need to implicitly define such networks through their rooted counterparts. By extending existing concepts for rooted networks - such as cherry picking sequences, omnians and path partitions - we have been able to explicitly characterize when a multi-semi-directed network has a rooting that is within some commonly studied classes of rooted networks. In particular, with the growing interest in semi-directed networks (see e.g. [3, 15, 16, 18, 26, 36]), our characterizations have the potential to make the mathematical analysis of the algebraic models associated with semi-directed networks more tractable (see e.g. [1, 8, 28]).

Although we have presented some characterizations for when a multi-semi-directed network is contained within a certain class, there remain some open questions in this direction. For example, generalizing our characterization of strongly orchard semi-directed networks (Theorem 8) to multi-semi-directed networks, deciding whether or not strongly forest-based networks can be characterized with path partitions, and seeing if weakly orchard networks can be characterized in terms of an HGT-consistent labelling directly applied to the multi-semi-directed network are all interesting questions. In addition, similar questions could be investigated for other well-known network classes, including but not limited to *proper-forest-based*, *normal*, *reticulation visible* and *tree-sibling* networks [24].

Finally, our results open up a number of interesting algorithmic questions. We have already sketched an efficient algorithm to check if a mixed graph is a (multi-)semi-directed network (see the end of Section 4). Developing efficient algorithms to check whether a given (multi-)semi-directed network lies within a fixed class would be a logical next step. For some classes efficient algorithms follow directly from our results (see e.g. Theorem 5). However, for other classes the existence of efficient algorithms is not immediately obvious. For example, it would be interesting to determine whether or not there exists a linear time algorithm to check if a semi-directed network is strongly orchard. This question can be answered affirmatively for rooted networks, but for semi-directed networks a naive algorithm takes quadratic time (by checking every possible rooting).

Acknowledgements

This paper is based on research that was partly carried out while the authors were in residence at the Institute for Computational and Experimental Research in Mathematics in Providence, RI, during the semester program on “Theory, Methods, and Applications of Quantitative Phylogenomics”. We thank the organizers for organizing this semester program. We thank Cécile Ané for posing an open question during this semester program regarding weakly and strongly tree-child semi-directed networks, which motivated part of this research.

References

- [1] Elizabeth S Allman, Cécile Ané, Hector Baños, and John A Rhodes. Beyond level-1: Identifiability of a class of galled tree-child networks. *arXiv preprint arXiv:2504.21116*, 2025.
- [2] Elizabeth S Allman, Hector Baños, John A Rhodes, and Kristina Wicke. NANUQ+: A divide-and-conquer approach to network estimation. *Algorithms for Molecular Biology*, 2025. in press.
- [3] Hector Baños. Identifying species network features from gene tree quartets under the coalescent model. *Bulletin of Mathematical Biology*, 81:494–534, 2019.
- [4] Gabriel Cardona, Francesc Rosselló, and Gabriel Valiente. Comparison of tree-child phylogenetic networks. *IEEE/ACM Transactions on Computational Biology and Bioinformatics*, 6(4):552–569, 2009.
- [5] Jordan Dempsey, Leo van Iersel, Mark Jones, Yukihiro Murakami, and Norbert Zeh. A wild sheep chase through an orchard. *arXiv preprint arXiv:2408.10769*, 2024.

- [6] Janosch Döcker and Simone Linz. Characterising rooted and unrooted tree-child networks. *arXiv preprint arXiv:2408.17105*, 2024.
- [7] Janosch Döcker and Simone Linz. On the existence of funneled orientations for classes of rooted phylogenetic networks. *Theoretical Computer Science*, 1023:114908, 2025.
- [8] Aviva K Englander, Martin Frohn, Elizabeth Gross, Niels Holtgreffe, Leo van Iersel, Mark Jones, and Seth Sullivant. Identifiability of phylogenetic level-2 networks under the jukes-cantor model. *bioRxiv*, pages 2025–04, 2025.
- [9] Peter L. Erdős, Charles Semple, and Mike Steel. A class of phylogenetic networks reconstructable from ancestral profiles. *Mathematical Biosciences*, 313:33–40, 2019.
- [10] Mareike Fischer and Andrew Francis. How tree-based is my network? proximity measures for unrooted phylogenetic networks. *Discrete Applied Mathematics*, 283:98–114, 2020.
- [11] Andrew Francis, Charles Semple, and Mike Steel. New characterisations of tree-based networks and proximity measures. *Advances in Applied Mathematics*, 93:93–107, 2018.
- [12] Andrew R. Francis and Mike Steel. Which phylogenetic networks are merely trees with additional arcs? *Systematic Biology*, 64(5):768–777, 2015.
- [13] Philippe Gambette, Vincent Berry, and Christophe Paul. Quartets and unrooted phylogenetic networks. *Journal of Bioinformatics and Computational Biology*, 10(04):1250004, 2012.
- [14] Jaroslav Garvardt, Malte Renken, Jannik Schestag, and Mathias Weller. Finding degree-constrained acyclic orientations. In *18th International Symposium on Parameterized and Exact Computation (IPEC 2023)*, pages 19–1. Schloss Dagstuhl–Leibniz-Zentrum für Informatik, 2023.
- [15] Elizabeth Gross and Colby Long. Distinguishing phylogenetic networks. *SIAM Journal on Applied Algebra and Geometry*, 2(1):72–93, 2018.
- [16] Elizabeth Gross, Leo van Iersel, Remie Janssen, Mark Jones, Colby Long, and Yukihiro Murakami. Distinguishing level-1 phylogenetic networks on the basis of data generated by markov processes. *Journal of Mathematical Biology*, 83:1–24, 2021.
- [17] Philip Hall. On representatives of subsets. *Classic Papers in Combinatorics*, pages 58–62, 1987.
- [18] Niels Holtgreffe, Katharina T Huber, Leo van Iersel, Mark Jones, Samuel Martin, and Vincent Moulton. Squirrel: Reconstructing semi-directed phylogenetic level-1 networks from four-leaved networks or sequence alignments. *Molecular Biology and Evolution*, 42(4):msaf067, 2025.
- [19] Katharina T Huber, Vincent Moulton, and Guillaume E Scholz. Forest-based networks. *Bulletin of Mathematical Biology*, 84(10):119, 2022.
- [20] Katharina T Huber, Leo van Iersel, Remie Janssen, Mark Jones, Vincent Moulton, Yukihiro Murakami, and Charles Semple. Orienting undirected phylogenetic networks. *Journal of Computer and System Sciences*, 140:103480, 2024.

- [21] Daniel H Huson, Regula Rupp, and Celine Scornavacca. *Phylogenetic networks: concepts, algorithms and applications*. Cambridge University Press, 2010.
- [22] Remie Janssen and Yukihiro Murakami. On cherry-picking and network containment. *Theoretical Computer Science*, 856:121–150, 2021.
- [23] Laura Jetten and Leo van Iersel. Nonbinary tree-based phylogenetic networks. *IEEE/ACM Transactions on Computational Biology and Bioinformatics*, 15(1):205–217, 2016.
- [24] Sungsik Kong, Joan Carles Pons, Laura Kubatko, and Kristina Wicke. Classes of explicit phylogenetic networks and their biological and mathematical significance. *Journal of Mathematical Biology*, 84(6):47, 2022.
- [25] Manuel Lafond and Vincent Moulton. Path partitions of phylogenetic networks. *Theoretical Computer Science*, 1024:114907, 2025.
- [26] Simone Linz and Kristina Wicke. Exploring spaces of semi-directed level-1 networks. *Journal of Mathematical Biology*, 87(5):70, 2023.
- [27] Shunsuke Maeda, Yusuke Kaneko, Hideaki Muramatsu, Yukihiro Murakami, and Momoko Hayamizu. Orienting undirected phylogenetic networks to tree-child network. *arXiv preprint arXiv:2305.10162*, 2023.
- [28] Michael Maxfield, Jingcheng Xu, and Cécile Ané. A dissimilarity measure for semidirected networks. *IEEE Transactions on Computational Biology and Bioinformatics*, 22(2):684–696, 2025.
- [29] Guillaume E Scholz, Andrei-Alin Popescu, Martin I Taylor, Vincent Moulton, and Katharina T Huber. Osf-builder: a new tool for constructing and representing evolutionary histories involving introgression. *Systematic Biology*, 68(5):717–729, 2019.
- [30] Charles Semple. Phylogenetic networks with every embedded phylogenetic tree a base tree. *Bulletin of Mathematical Biology*, 78(1):132–137, 2016.
- [31] Claudia Solís-Lemus and Cécile Ané. Inferring phylogenetic networks with maximum pseudolikelihood under incomplete lineage sorting. *PLOS Genetics*, 12(3):e1005896, 2016.
- [32] Samuele Soraggi and Carsten Wiuf. General theory for stochastic admixture graphs and f-statistics. *Theoretical Population Biology*, 125:56–66, 2019.
- [33] Tsuyoshi Urata, Manato Yokoyama, Haruki Miyaji, and Momoko Hayamizu. Orientability of undirected phylogenetic networks to a desired class: Practical algorithms and application to tree-child orientation. *arXiv preprint arXiv:2407.09776*, 2024.
- [34] Leo van Iersel, Remie Janssen, Mark Jones, and Yukihiro Murakami. Orchard networks are trees with additional horizontal arcs. *Bulletin of Mathematical Biology*, 84(8):76, 2022.
- [35] Leo van Iersel, Steven Kelk, Georgios Stamoulis, Leen Stougie, and Olivier Boes. On unrooted and root-uncertain variants of several well-known phylogenetic network problems. *Algorithmica*, 80:2993–3022, 2018.
- [36] Jingcheng Xu and Cécile Ané. Identifiability of local and global features of phylogenetic networks from average distances. *Journal of Mathematical Biology*, 86(1):12, 2023.

Statements & Declarations

Funding

This material is based upon work supported by the National Science Foundation (NSF) under Grant No. DMS-1929284 while the authors were in residence at the Institute for Computational and Experimental Research in Mathematics in Providence, RI, during the semester program on “Theory, Methods, and Applications of Quantitative Phylogenomics”. NH, LvI & MJ were supported by the Dutch Research Council (NWO) under Grant No. OCENW.M.21.306, and LvI & MJ also under Grant No. OCENW.KLEIN.125.

Competing Interests

The authors have no relevant financial or non-financial interests to disclose.

Author Contributions

All authors contributed equally.