

# Derivative Estimation from Coarse, Irregular, Noisy Samples: An MLE–Spline Approach

Konstantin E. Avrachenkov\* and Leonid B. Freidovich†

## Abstract

We address numerical differentiation under coarse, non-uniform sampling and Gaussian noise. A maximum-likelihood estimator with  $L_2$ -norm constraint on a higher-order derivative is obtained, yielding spline-based solution. We introduce a non-standard parameterization of quadratic splines and develop recursive online algorithms. Two formulations—quadratic and zero-order—offer tradeoff between smoothness and computational speed. Simulations demonstrate superior performance over high-gain observers and super-twisting differentiators under coarse sampling and high noise, benefiting systems where higher sampling rates are impractical.

**Keywords:** Calculus of variations, Maximum likelihood estimation (MLE), Non-uniform sampling, Numerical differentiation, Optimization methods, Splines

## 1 Introduction

Control systems can benefit from feedback based on estimates of the derivatives of measured signals. Numerical differentiation is a well-established area of research focused on estimating the derivative of a continuous-time signal from imprecisely measured sampled values. In this context, sampling refers to obtaining values of a continuously differentiable function at specific moments, where the measurements are contaminated by noise, as is typical for sensor data. This process inherently introduces both measurement noise and discretization effects.

Our objective is to estimate the derivative of the sampled signal by exploiting its inherent properties, such as smoothness and known bounds on its derivatives, while incorporating assumptions about the probability distribution of the additive measurement noise.

In comparison to existing methods, we aim to develop and implement a technique capable of addressing coarse, non-uniform sampling and unbounded noise. Our method is based on the maximum likelihood approach directly estimating the derivative under  $L_2$ -norm constraint on the value of a higher order derivative and the recursive implementation of the spline solution, providing a framework for optimal online estimation of derivatives in non-asymptotic scenarios. This makes it particularly valuable when reducing sampling intervals is impractical due to hardware limitations or other constraints.

---

\*Konstantin Avrachenkov is with INRIA Sophia Antipolis, France (e-mail: k.avrachenkov@inria.fr).

†Leonid Freidovich is with the Robotics and Control Group, Department of Applied Physics and Electronics, Umeå University, Sweden (e-mail: leonid.freidovich@umu.se).

Given the similarity between the spectra of a signal and its derivative, reconstructing the derivative of a signal becomes fundamentally infeasible if the sampling frequency is too low, as dictated by the classical Nyquist–Shannon sampling theorem. Moreover, there are well-known fundamental limitations on achievable numerical differentiation accuracy, as discussed in [1, 2]. The derivative of a signal reveals its trend and helps to predict future values. However, forecasting the output of a dynamical system with an unknown model, subject to uncertainty and disturbances, is inherently challenging without restrictive and often impractical assumptions. This difficulty is further exacerbated because a smooth signal corrupted by white noise is mathematically non-differentiable. A rigorous way to address this issue is to reformulate the differentiation problem—either by introducing notions of robustness and asymptotic exactness, as in [3] and many subsequent works, or by casting it as a regularized optimization problem.

To the best of our knowledge, the widely used approaches to numerical differentiation include the following:

- Linear continuous-time filters approximating the differentiation operation and their discrete-time implementations, Euler or higher-order finite differences, Savitzky–Golay filters [4, 5], Kalman filters [6, 7], and linear and nonlinear high-gain observers [8–11];
- Sliding-mode-based differentiators and observers [3, 12–14], based on the idea of achieving insensitivity to perturbations via dynamic collapse, including Levant differentiator, also known as super-twisting differentiator, and their discrete-time implementations;
- Algebraic differentiators [15–17]; and
- Optimization-based algorithms using Tikhonov regularization of ill-posed problems [18, 19].

The latter approach is closely related to ours. However, there are important differences. In the vast majority of works using Tikhonov regularization, it is proposed first to estimate the signal and then to differentiate the obtained smooth solution. As will be seen, we obtain the derivative directly, which results in significant savings in terms of the number of parameters. Our main interest lies in targeted applications for control systems, which require online differentiation of imperfectly measured sampled signals using only current or past values. For some applications, such as those under consideration, recursive or online methods are of paramount importance, while the majority of published results on Tikhonov regularization approach (and on many other approaches as well) in the applied mathematics domain focus on non-recursive estimation over a finite fixed time interval.

It should be clarified that the Kalman filter is not explicitly designed as a differentiator. Both the high-gain observer (HGO) and the Kalman filter share the structure of a Luenberger observer [20]: a dynamical system designed to estimate the states of a model using input and output signals. The gains for the HGO are assigned through a specialized pole-placement technique [21–23] to achieve fast error dynamics, whereas the gains for the Kalman filter are determined using the covariance matrices of (Gaussian) process and measurement noise. Despite this difference, both schemes are frequently used to estimate the state of a simple model structured as a chain of integrators, effectively enabling the estimation of derivatives through state observers with a significantly simplified model of the unknown process dynamics.

Levant’s online differentiator [3], also known as super-twisting differentiator, has been shown to achieve optimal asymptotic precision with respect to the size of the sampling intervals, under the assumptions and definitions outlined in [1]. However, in practical applications, improving numerical accuracy by reducing noise magnitude and sampling interval size is often impractical. Such improvements typically require more advanced hardware and larger memory storage, leading to higher computational demands and increased delays due to longer computation times. In many cases, trial-and-error parameter tuning becomes unavoidable instead. Consequently, adopting alternative schemes that are optimal under realistic constraints, with a small number of tunable parameters, can be highly advantageous in practice.

Various methods and discretization schemes for continuous-time numerical differentiators have been proposed and studied. However, to the best of our knowledge, most analyses have been carried out under two restrictive assumptions: bounded noise and continuous measurements or uniform sampling with a bounded time-step size, as discussed in [13, 24–27]. The goal of the present work is to address these two shortcomings. We emphasize that our solution is optimal in the non-asymptotic sense, that is, even for coarse sampling.

In addition to the contributions already mentioned, we build on several key insights and extensions. First, in many works, cubic smoothing splines have been employed, where one first constructs a cubic smoothing spline for the coarsely measured signal and then differentiates it to obtain an estimate of the signal’s derivative, as e.g. in [28]. However, this approach requires estimating twice as many parameters compared to using quadratic splines directly to approximate the derivative. Second, we introduce a non-standard parametrization of quadratic splines, which better suits the nature of the problem. Third, we emphasize a truly recursive, online nature of our approach: in our setting, unlike standard recursive least-squares, the number of parameters to be identified increases simultaneously with the acquisition of new observations. Fourth, we demonstrate that even zero-order splines work effectively, and they offer an advantage in online scenarios, as they do not require additional boundary conditions. Fifth, our numerical procedure requires only a single hyperparameter, which appears to be insensitive to the specific data, making it practical and robust. Finally, we observe that boundary conditions significantly impact the quality of derivative estimation in the online scenario. After testing several alternatives, we find that for quadratic splines, “second derivative boundary conditions” yield the best results. Interestingly, we also experimented with B-splines, which seemed promising for recursive schemes; however, their performance near the ends of the intervals was unsatisfactory under all tested boundary conditions, likely due to error propagation. However, various alternatives that were found to perform worse are not reported here for brevity.

The remainder of the paper is organized as follows. In Section 2.1, we define the mathematical objective of estimating the derivative of a coarsely sampled signal and introduce the key assumptions and notation. In Section 2.2, we formulate the maximum likelihood estimator as a variational problem and prove that its solution exists, is unique, and can be obtained through an optimization-based search for the coefficients of a spline of a particular order. The proof employs Sobolev spaces, convexity properties, Lagrangian duality, and calculus of variations. Section 3 considers two specific cases—quadratic and zero-order splines—and demonstrates how the optimization problem can be converted into a linear matrix equation. This section also introduces a convenient parametrization of quadratic

splines. In Section 4, we apply block-matrix inversion techniques, including sequential use of the Sherman–Morrison–Woodbury formula, to derive a recursive implementation of the algorithms for the online scenario. In Section 5, we present simulation results that highlight the properties of the proposed algorithms and compare their performance with discretized implementations of classical sliding-mode differentiators and high-gain observers. Finally, Section 6 concludes the paper and discusses potential directions for future research.

## 2 Non-uniform noisy sampling of a continuous-time signal

### 2.1 Problem formulation

Let  $x(t)$ ,  $t \in [0, T]$ ,  $0 < T < \infty$ , denote a signal in continuous time and

$$z(t) := \frac{d}{dt}x(t), \quad t \in [0, T], \quad (1)$$

denote its derivative. We assume that the signal is  $m$ -times differentiable and its higher order derivative satisfies the following bound

$$\frac{1}{T} \int_0^T (z^{(m)}(\tau))^2 d\tau \leq L_{m+1}^2. \quad (2)$$

The signal is sampled non-uniformly at known time instances

$$t_k \in [0, T], \quad k = 1, \dots, K : \quad 0 = t_1 < \dots < t_K = T. \quad (3)$$

Furthermore, we receive noisy measurements of the signal

$$y(t_k) = x(t_k) + n_k, \quad n_k \sim N(0, \sigma^2), \quad k = 1, \dots, K. \quad (4)$$

Here we assume that the noise in the measurement is Gaussian with zero mean and variance  $\sigma^2 \neq 0$  although the other types of noise can be considered. We denote the sampling intervals

$$h_k = t_{k+1} - t_k > 0, \quad k = 1, \dots, K-1. \quad (5)$$

Let us also denote

$$y_k = y(t_k), \quad z_k = z(t_k), \quad k = 1, \dots, K. \quad (6)$$

Our goal is to estimate the derivative  $z(t)$ , see (1),  $t \in [0, T]$ , based on the sample times  $t_k$  and the sample values  $y_k$ , for  $k = 1, \dots, K$ . We are interested either in the values at the sample moments,  $z_k$ , or at some other moments of time.

### 2.2 Maximum log-likelihood estimator as a variational problem

Using the Leibniz-Newton formula, i.e. integrating (1), we can write

$$y_k = x(t_k) + n_k = x(t_1) + \int_{t_1}^{t_k} z(\tau) d\tau + n_k.$$

The latter means that

$$y_k \sim N \left( x(t_1) + \int_{t_1}^{t_k} z(\tau) d\tau, \sigma^2 \right), \quad k = 1, \dots, K. \quad (7)$$

To find  $x(t_1)$  and  $z(t)$ ,  $t \in [0, T]$ , we propose to use the maximum log-likelihood estimator. Towards this, we first write the likelihood

$$f(y | z, x(t_1)) \propto \exp \left( -\frac{1}{2\sigma^2} (y_1 - x(t_1))^2 \right) \times \dots \times \exp \left( -\frac{1}{2\sigma^2} \left( y_K - x(t_1) - \int_{t_1}^{t_K} z(\tau) d\tau \right)^2 \right),$$

and then take its logarithm with the minus sign

$$-\log(f) \propto \sum_{k=1}^K \left( y_k - x(t_1) - \int_{t_1}^{t_k} z(\tau) d\tau \right)^2.$$

Thus, we need to solve the following variational problem

$$\min_{z \in H_{[0,T]}^m, x(t_1)} \sum_{k=1}^K \left( y_k - x(t_1) - \int_{t_1}^{t_k} z(\tau) d\tau \right)^2, \quad (8)$$

subject to constraint (2), and where  $H_{[0,T]}^m$  is the  $m$ -order Sobolev space with the Euclidean norm. Let us next characterize the solution of the variational problem (8).

**Theorem 1** *If  $K > m$ , the variational problem (8) subject to constraint (2) has a finite unique solution that can be obtained from the Lagrangian reformulation*

$$\min_{x(t_1), z \in H_{[0,T]}^m} L(x(t_1), z(\cdot)), \quad (9)$$

where  $H_{[0,T]}^m$  is the Sobolev space,  $[t_1, t_K] \equiv [0, T]$ ,

$$L(x_0, z(\cdot)) = \sum_{k=1}^K \left( y_k - x_0 - \int_{t_1}^{t_k} z(\tau) d\tau \right)^2 + \lambda_* \left( \int_0^T (z^{(m)}(\tau))^2 d\tau - L_{m+1}^2 T \right), \quad (10)$$

and where the Lagrange multiplier  $\lambda_* \geq 0$  can be found from the dual problem

$$\lambda_* = \arg \max_{\lambda \geq 0} \min_{x(t_1), z \in H_{[0,T]}^m} \sum_{k=1}^K \left( y_k - x(t_1) - \int_{t_1}^{t_k} z(\tau) d\tau \right)^2 + \lambda \left( \int_0^T (z^{(m)}(\tau))^2 d\tau - L_{m+1}^2 T \right). \quad (11)$$

Moreover, the optimal solution for (10) is a  $2m$ -order spline.

For proof, see the Appendix.

### 3 Optimization of spline parameters

We proceed to formalize the analytical expression of the optimal derivative approximation, derived in Theorem 1, into a numerical procedure. We consider the cases  $m = 0$  and  $m = 1$ . Since the case  $m = 1$  is more involved, we present it first and in greater detail. The case of  $m = 0$  will follow with an easy adaptation.

#### 3.1 Quadratic splines

Let us consider the case of  $m = 1$  in Theorem 1 and the quadratic spline defined by functions  $z_i(t)$  for  $t \in [t_i, t_{i+1}]$  for  $i = 1, \dots, K - 1$  as:

$$z_i(t) = \frac{(t - t_i)^2}{h_i^2} z_{i+1} + \frac{(t - t_i)(t - t_{i+1})}{h_i^2} p_i + \frac{(t - t_{i+1})^2}{h_i^2} z_i, \quad (12)$$

which satisfy  $z_i(t_i) = z_i$  and  $z_i(t_{i+1}) = z_{i+1}$  so that  $z_i(t_{i+1}) = z_{i+1}(t_{i+1})$  for  $i = 1, \dots, K - 2$ . These polynomials are parametrized by  $(2K - 1)$  parameters  $\{z_i\}_{i=1}^K$  and  $\{p_i\}_{i=1}^{K-1}$ .

Differentiating with respect to  $t$ , we obtain

$$z'_i(t) = \frac{2}{h_i^2} (t - t_i)(z_{i+1} + z_i + p_i) - \frac{p_i + 2z_i}{h_i} \quad \text{and} \quad z''_i(t) = \frac{2}{h_i^2} (z_{i+1} + z_i + p_i).$$

To ensure continuity of the first derivative, we need to satisfy the following  $(K - 2)$  conditions:

$$z'_i(t_{i+1}) = \frac{2z_{i+1} + p_i}{h_i} = -\frac{2z_{i+1} + p_{i+1}}{h_{i+1}} = z'_{i+1}(t_{i+1}), \quad i = 1, \dots, K - 2.$$

Solving this expression for  $z_{i+1}$ , we obtain

$$z_{i+1} = -\frac{1}{2} \frac{p_{i+1} h_i + p_i h_{i+1}}{h_i + h_{i+1}}. \quad (13)$$

If we impose the (natural) boundary conditions  $z''_1(t_1+) = 0$  and  $z''_{K-1}(t_{K-1}-) = 0$ , we obtain

$$\begin{aligned} z_1 = -z_2 - p_1 &= \frac{\frac{h_1}{2} p_2 - \left(\frac{h_2}{2} + h_1\right) p_1}{h_1 + h_2}, \\ z_K = -z_{K-1} - p_{K-1} &= \frac{\frac{h_{K-1}}{2} p_{K-2} - \left(\frac{h_{K-2}}{2} + h_{K-1}\right) p_{K-1}}{h_{K-2} + h_{K-1}}. \end{aligned} \quad (14)$$

This results in equation (15).

The objective in (8) can be rewritten in the following form:

$$\sum_{k=1}^K \left( y_k - x(t_1) - \int_{t_1}^{t_k} z(\tau) d\tau \right)^2 = (y_1 - x(t_1))^2 + \sum_{k=2}^K \left( y_k - x(t_1) - \sum_{i=1}^{k-1} \int_{t_i}^{t_{i+1}} z_i(\tau) d\tau \right)^2.$$

$$\begin{bmatrix} z_1 \\ z_2 \\ z_3 \\ \vdots \\ z_{K-1} \\ z_K \end{bmatrix} = \begin{bmatrix} -\frac{2h_1+h_2}{2(h_1+h_2)} & \frac{h_1}{2(h_1+h_2)} & 0 & \cdots & 0 & 0 \\ -\frac{h_2}{2(h_1+h_2)} & -\frac{h_1}{2(h_1+h_2)} & 0 & \cdots & 0 & 0 \\ 0 & -\frac{h_3}{2(h_2+h_3)} & -\frac{h_2}{2(h_2+h_3)} & \cdots & 0 & 0 \\ \vdots & \vdots & \vdots & \ddots & \vdots & \vdots \\ 0 & 0 & 0 & \cdots & -\frac{h_{K-1}}{2(h_{K-2}+h_{K-1})} & -\frac{h_{K-2}}{2(h_{K-2}+h_{K-1})} \\ 0 & 0 & 0 & \cdots & \frac{h_{K-1}}{2(h_{K-1}+h_{K-2})} & -\frac{2h_{K-1}+h_{K-2}}{2(h_{K-1}+h_{K-2})} \end{bmatrix} \begin{bmatrix} p_1 \\ p_2 \\ p_3 \\ \vdots \\ p_{K-2} \\ p_{K-1} \end{bmatrix} \quad (15)$$

Let us substitute  $z_i(t)$  into each integral above:

$$\begin{aligned} \int_{t_i}^{t_{i+1}} z_i(\tau) d\tau &= \frac{1}{h_i^2} \left[ \int_{t_i}^{t_{i+1}} z_{i+1}(\tau - t_i)^2 d\tau + \int_{t_i}^{t_{i+1}} p_i(\tau - t_i)(\tau - t_{i+1}) d\tau + \int_{t_i}^{t_{i+1}} z_i(\tau - t_{i+1})^2 d\tau \right] \\ &= \frac{1}{h_i^2} \left( \frac{z_{i+1}h_i^3}{3} - \frac{p_i h_i^3}{6} + \frac{z_i h_i^3}{3} \right) \end{aligned} \quad (16)$$

and, as a result, we obtain the following optimization problem:

$$\min_{\{z_i\}_{i=1}^K, \{p_i\}_{i=1}^{K-1}, x(t_1)} \left\{ \left( y_1 - x(t_1) \right)^2 + \sum_{k=2}^K \left( y_k - x(t_1) - \sum_{i=1}^{k-1} \left( \frac{z_{i+1}h_i}{3} - \frac{p_i h_i}{6} + \frac{z_i h_i}{3} \right) \right)^2 \right\} \quad (17)$$

subject to (13), (14), and a condition implied by (2).

There are several ways how the optimization problem above can be converted to a least-square-like problem. Substituting (15) into (17), we obtain an equivalent problem

$$\min_{\{p_i\}_{i=1}^{K-1}, x(t_1)} \left\{ \left( C_K Z_K - Y_K \right)^T \left( C_K Z_K - Y_K \right) \right\} \quad (18)$$

subject to a condition implied by (2), with the corresponding matrix  $C_K \in \mathbb{R}^{K \times K}$  and

$$Z_K = \begin{bmatrix} x(t_1), & p_1, & \cdots, & p_{K-1} \end{bmatrix}^T, \quad (19)$$

$$Y_K = \begin{bmatrix} y_1, & y_2, & \cdots, & y_K \end{bmatrix}^T. \quad (20)$$

Next, using (15), we can compute the singular matrix  $Q_K$ :

$$\int_0^T \left( z'(\tau) \right)^2 d\tau = \sum_{i=1}^{K-1} \int_{t_i}^{t_{i+1}} \left( \frac{2}{h_i^2} (t - t_i)(z_{i+1} + z_i + p_i) - \frac{p_i + 2z_i}{h_i} \right)^2 d\tau = Z_K^T Q_K Z_K. \quad (21)$$

Using Theorem 1 with  $m = 1$ , we obtain the unconstrained optimization problem:

$$\min_{Z_K} \left\{ \frac{1}{K} \left( C_K Z_K - Y_K \right)^T \left( C_K Z_K - Y_K \right) + \lambda \left( \frac{Z_K^T Q_K Z_K}{t_K - t_1} - (L_2)^2 \right) \right\}. \quad (22)$$

It is convenient for numerical calculations to abuse notation by rescaling the Lagrangian multiplier  $\lambda \rightarrow \frac{t_K - t_1}{K} \lambda$  and rewrite (22) as  $\min_{Z_K} \left\{ (C_K Z_K - Y_K)^T (C_K Z_K - Y_K) + \lambda Z_K^T Q_K Z_K \right\}$  solution of which coincides with the solution of the linear system

$$A_K Z_K = (C_K)^T Y_K \quad \text{with} \quad A_K = (C_K)^T C_K + \lambda Q_K. \quad (23)$$

### 3.2 Zero-order splines

Let us now consider the simpler case of  $m = 0$  of Theorem 1 and the piecewise constant function defined by  $z_i(t)$  for  $t \in [t_i, t_{i+1})$  for  $i = 1, \dots, K-1$  as:

$$z_i(t) = z_i \quad (24)$$

and  $z_{K-1}(t_K) = z_{K-1}$ .

Proceeding in the conceptually the same way as above, one obtains linear system (23) with

$$Z_K = \begin{bmatrix} x(t_1), & z_1, & \dots, & z_{K-1} \end{bmatrix}^T, \quad Y_K = \begin{bmatrix} y_1, & y_2, & \dots, & y_K \end{bmatrix}^T,$$

$$C_K = \begin{bmatrix} 1 & 0 & 0 & \dots & 0 \\ 1 & h_1 & 0 & \dots & 0 \\ 1 & h_1 & h_2 & \dots & 0 \\ \vdots & \vdots & \vdots & \ddots & \vdots \\ 1 & h_1 & h_2 & \dots & h_{K-1} \end{bmatrix}, \quad \text{and} \quad Q_K = \begin{bmatrix} 0 & 0 & 0 & \dots & 0 \\ 0 & h_1 & 0 & \dots & 0 \\ 0 & 0 & h_2 & \dots & 0 \\ \vdots & \vdots & \vdots & \ddots & \vdots \\ 0 & 0 & 0 & \dots & h_{K-1} \end{bmatrix}.$$

## 4 Recursive implementation

As we mentioned earlier, most control tasks are executed over an increasing time horizon and require online estimation of the derivative. Thus, we propose a recursive way to solve the system (23) with newly arriving samples. Similarly to the previous section, we begin with the harder case of  $m = 1$  and, after that, we summarize the result for  $m = 0$ .

### 4.1 Quadratic splines

Suppose that we have solved the problem (23) for  $m = 1$  and a particular sufficiently large  $K$ . More specifically, suppose that we have computed  $A_K^{-1}$  for

$$A_K = C_K^T C_K + \lambda Q_K \in \mathbb{R}^{K \times K} \quad \text{and} \quad \hat{Z}_K = A_K^{-1} C_K^T Y_K \in \mathbb{R}^K,$$

where  $\hat{Z}_K = [\hat{x}(t_1), \hat{p}_1, \dots, \hat{p}_{K-1}]^T$  is defined as  $Z_K$  in (19).

Let us derive the recursive update expressions for  $Z_{K+1} = A_{K+1}^{-1} C_{K+1}^T Y_{K+1}$ , using the new “fresh” measured data value  $y_{K+1}$ , avoiding the need for inversion of the matrix  $A_{K+1}$ . Towards this goal, we find the updates  $\Delta Z$  and  $p_K$  defining the solution of the new optimization problem

$$Z_{K+1} = \left[ (\hat{Z}_K + \Delta Z)^T, p_K \right]^T = \left[ \hat{x}(t_1) + \Delta x(t_1), \hat{p}_1 + \Delta p_1, \dots, \hat{p}_{K-1} + \Delta p_{K-1}, p_K \right]^T. \quad (25)$$



Using symbolic computations, we obtain

$$C_{K+1} = \begin{bmatrix} C_K & 0_{K \times 1} \\ 0_{1 \times K} & 0 \end{bmatrix} + [\Delta C], \quad Q_{K+1} = \begin{bmatrix} Q_K & 0_{K \times 1} \\ 0_{1 \times K} & 0 \end{bmatrix} + \begin{bmatrix} 0_{(K-2) \times (K-2)} & 0_{(K-2) \times 3} \\ 0_{3 \times (K-2)} & \Delta Q \end{bmatrix}, \quad (26)$$

where 0 denotes a matrix of zeros of appropriate dimension and for  $K \geq 5$ , we have  $\Delta C \in \mathbb{R}^{2 \times (K+1)}$  below (see GitHub [29] for the detailed expressions of the entries of the second row

$$\Delta C = \begin{bmatrix} 0 & \dots & 0 & -\frac{h_{K-2}^2}{6(h_{K-3} + h_{K-2})} & \frac{h_{K-2}^2(h_{K-3} + 2h_{K-2} + h_{K-1})}{6(h_{K-3} + h_{K-2})(h_{K-2} + h_{K-1})} & -\frac{h_{K-2}^2}{6(h_{K-2} + h_{K-1})} \\ 1 & -\frac{3h_1^2 + 3h_1h_2 + h_2^2}{6(h_1 + h_2)} & -\frac{2h_1h_2 + h_1h_3 + h_2h_3 + h_2^2}{6(h_1 + h_2)} & \dots & \dots & -\frac{h_{K-2}^2 + 3h_{K-2}h_{K-1} + 3h_{K-1}^2}{6(h_{K-2} + h_{K-1})} \end{bmatrix}.$$

of  $\Delta C$ ), while  $\Delta Q = \Delta Q^T \in \mathbb{R}^{3 \times 3}$  is defined by

$$\begin{aligned} \Delta Q_{1,1} &= -\frac{2h_{K-2}}{3(h_{K-3} + h_{K-2})^2}, & \Delta Q_{1,2} &= \frac{h_{K-2}(h_{K-3} + 5h_{K-2} + 4h_{K-1})}{6(h_{K-3} + h_{K-2})^2(h_{K-2} + h_{K-1})}, & \Delta Q_{3,3} &= \frac{h_{K-2} + 3h_{K-1}}{3(h_{K-2} + h_{K-1})^2}, \\ \Delta Q_{1,3} &= -\frac{h_{K-2}}{6(h_{K-3} + h_{K-2})(h_{K-2} + h_{K-1})}, & \Delta Q_{2,3} &= -\frac{2h_{K-3}h_{K-2} + 6h_{K-3}h_{K-1} + 5h_{K-2}h_{K-1} + h_{K-2}^2}{6(h_{K-3} + h_{K-2})(h_{K-2} + h_{K-1})^2}, \\ \Delta Q_{2,2} &= \frac{h_{K-2}^2 + 4h_{K-2}h_{K-1} + h_{K-3}h_{K-2} + h_{K-1}^2 + 3h_{K-3}h_{K-1}}{3(h_{K-3} + h_{K-2})(h_{K-2} + h_{K-1})^2} - \frac{h_{K-3} + 3h_{K-2}}{3(h_{K-3} + h_{K-2})^2}. \end{aligned}$$

**Theorem 2** Given  $K \geq 5$ ,  $y_K$ ,  $y_{K+1}$ ,  $A_K^{-1}$ , and  $\hat{Z}_K$ ;  $Z_{K+1}$ , defined by (25), can be computed using the formulae:

$$\begin{aligned} \Delta Z &= \left( A_s^{-1} - \frac{A_s^{-1} U_s U_s^T A_s^{-1}}{U_s^T A_s^{-1} U_s - a_s} \right) [b_1 \dots b_K]^T - \frac{b_{K+1}}{a_s} U_s, \\ p_K &= \frac{b_{K+1} - U_s^T \Delta Z}{a_s}, \end{aligned} \quad (27)$$

where  $[b_1 \dots b_K \ b_{K+1}]^T = \Delta C^T \begin{bmatrix} y_K \\ y_{K+1} \end{bmatrix} - \Delta A \begin{bmatrix} \hat{Z}_K \\ 0 \end{bmatrix}$ ,  $\Delta A$  is defined by the right-hand side of (29) below, while  $A_s^{-1}$  can be obtained using three rank-two updates with the Sherman-Morrison-Woodbury formula for

$$A_s = A_K + \left\{ \Delta C^T I_{2 \times 2} (\Delta C + C_s) \right\}_* + \left\{ C_s^T I_{2 \times 2} \Delta C \right\}_* + \begin{bmatrix} 0_{(K-2) \times 2} \\ I_{2 \times 2} \end{bmatrix} (\lambda \Delta Q_s) \begin{bmatrix} 0_{(K-2) \times 2} \\ I_{2 \times 2} \end{bmatrix}^T, \quad (28)$$

where the operation  $\left\{ \dots \right\}_* = \begin{bmatrix} I_{K \times K} \\ 0_{1 \times K} \end{bmatrix}^T \left\{ \dots \right\} \begin{bmatrix} I_{K \times K} \\ 0_{1 \times K} \end{bmatrix}$  extracts the upper left corner block of size  $K \times K$  and  $\Delta Q_s = \begin{bmatrix} I_{2 \times 2} \\ 0_{1 \times 2} \end{bmatrix}^T \Delta Q \begin{bmatrix} I_{2 \times 2} \\ 0_{1 \times 2} \end{bmatrix}$  is the upper left  $2 \times 2$  block of  $\Delta Q$ , while  $C_s = \begin{bmatrix} (C_K)_{1,K} & \dots & (C_K)_{K,K} & 0 \\ 0 & \dots & 0 & 0 \end{bmatrix}$  is zero-padded extension of the last row of  $C_K$  with  $\Delta C$  and  $\Delta Q$  from (26). Moreover,  $A_{K+1}^{-1}$  can be computed using the ensuing (30) and  $A_K^{-1}$ .

**Proof:** The updated matrix, that would be used to directly compute  $Z_{K+1} = A_{K+1}^{-1} C_{K+1}^T Y_{K+1}$  or solving the corresponding linear system of higher order, is  $A_{K+1} = C_{K+1}^T C_{K+1} + \lambda Q_{K+1}$ .

To avoid recomputing the inverse of  $A_{K+1}$  or solving the corresponding linear system, substituting (26) into this expression and exploiting the structure of  $\Delta C$ , we compute the growing in size with  $K$  correction matrix:

$$\Delta A = A_{K+1} - \begin{bmatrix} A_K & 0_{K \times 1} \\ 0_{1 \times K} & 0 \end{bmatrix} = \Delta C^T \Delta C + \Delta C^T C_s + C_s^T \Delta C + \lambda \begin{bmatrix} 0 & 0 \\ 0 & \Delta Q \end{bmatrix}, \quad (29)$$

$$\begin{bmatrix} C_K & 0_{K \times 1} \\ 0_{1 \times K} & 0 \end{bmatrix}^T \begin{bmatrix} 0_{(K-1) \times (K+1)} \\ \Delta C \end{bmatrix} = C_s^T(\Delta C),$$

where  $A_{K+1} \in \mathbb{R}^{(K+1) \times (K+1)}$  is divided into four blocs:

$$A_{K+1} = \begin{bmatrix} A_s & U_s \\ U_s^T & a_s \end{bmatrix},$$

$A_s = A_s^T \in \mathbb{R}^{K \times K}$ ,  $U_s \in \mathbb{R}^K$  and  $a_s \in \mathbb{R}$  and 0 denote zero matrices of appropriate dimensions.

Since  $A_{K+1}$  is defined by (29) as a sum of two (or four) singular matrices, we cannot use the Sherman-Morrison-Woodbury formula:

$$(A_0 + U_0 C_0 V_0^T)^{-1} = A_0^{-1} - A_0^{-1} U_0 (C_0^{-1} + V_0^T A_0^{-1} U_0)^{-1} V_0^T A_0^{-1},$$

see e.g. [30, pp. 65–66], directly. However, with the above division into blocks of  $A_{K+1}$ , one can use the (somewhat related) block matrix inversion formula [30, pp. 28–29]

$$A_{K+1}^{-1} = \begin{bmatrix} A_s^{-1} + d_s A_s^{-1} U_s U_s^T A_s^{-1} & -d_s A_s^{-1} U_s \\ -d_s U_s^T A_s^{-1} & d_s \end{bmatrix}, \quad d_s = \frac{1}{a_s - U_s^T A_s^{-1} U_s}, \quad (30)$$

if  $A_s^{-1}$  was computed. Next, let us rewrite the equation  $A_{K+1} Z_{K+1} = C_{K+1}^T Y_{K+1}$  as

$$\left( \begin{bmatrix} A_K & 0 \\ 0 & 0 \end{bmatrix} + \Delta A \right) \left( \begin{bmatrix} \hat{Z}_K \\ 0 \end{bmatrix} + \begin{bmatrix} \Delta Z \\ p_K \end{bmatrix} \right) = C_{K+1}^T Y_{K+1} = \begin{bmatrix} C_K^T Y_K \\ 0 \end{bmatrix} + \begin{bmatrix} 0 \\ (\Delta C)^T [y_K \ y_{K+1}]^T \end{bmatrix}, \quad (31)$$

and substitute  $C_K^T Y_K = A_K \hat{Z}_K$ . If we solve the latter equation for  $p_K$  first, and then substitute the solution into the first  $K$  equations for  $\Delta Z$ , and solve them, we obtain the updates (27).

It is left to notice that  $A_s$  is defined by the left upper  $K \times K$  block of (29) that can be written as (28).  $\square$

## 4.2 Zero-order splines

Suppose now we have solved the problem (23) for  $m = 0$  and a particular  $K$ , i.e. we have computed  $A_K^{-1}$  for

$$A_K = C_K^T C_K + \lambda Q_K \in \mathbb{R}^{K \times K} \quad \text{and} \quad \hat{Z}_K = A_K^{-1} C_K^T Y_K \in \mathbb{R}^K,$$

where  $\hat{Z}_K = [\hat{x}(t_1), \hat{z}_1, \dots, \hat{z}_{K-1}]^T$  denotes the values obtained earlier, before  $y_{K+1}$  was available.

It is straightforward to show that

$$C_{K+1} = \begin{bmatrix} C_K & 0_{K \times 1} \\ & H_K^T \end{bmatrix}, \quad Y_{K+1} = \begin{bmatrix} Y_K \\ y_{K+1} \end{bmatrix},$$

$$Q_{K+1} = \begin{bmatrix} Q_K & 0_{K \times 1} \\ 0_{1 \times K} & h_K \end{bmatrix}, \quad H_K = [1 \quad h_1 \quad \dots \quad h_K]^T,$$

$$A_{K+1} = \begin{bmatrix} A_K & 0_{K \times 1} \\ 0_{1 \times K} & 0 \end{bmatrix} + \left( H_K H_K^T + \begin{bmatrix} 0_{K \times K} & 0_{K \times 1} \\ 0_{1 \times K} & \lambda h_K \end{bmatrix} \right),$$

and, therefore,

$$A_{K+1}^{-1} = A_s^{-1} - \frac{A_s^{-1} H_K H_K^T A_s^{-1}}{1 + H_K^T A_s^{-1} H_K}, \quad A_s^{-1} = \begin{bmatrix} A_K^{-1} & 0_{K \times 1} \\ 0_{1 \times K} & \frac{1}{\lambda h_K} \end{bmatrix},$$

$$Z_{K+1} = A_{K+1}^{-1} B_{K+1}, \quad B_{K+1} = \begin{bmatrix} B_K \\ 0 \end{bmatrix} + H_K y_{K+1}.$$

## 5 Numerical results

Let us compare performance of our two algorithms with the two simplest Euler-integration implementations of Levant's differentiator, also known as super-twisting, that keeps asymptotically best accuracy, see, e.g., [31], and a basic linear HGO, equivalent to a linear differential filter defined by a bandwidth parameter, followed by saturation, see, e.g., [9].

We implemented the algorithms in MATLAB; the code is available in [29]. As test data, we take  $x(t) = t - 1 + \frac{1}{2} \left( \frac{\sin(2\pi t)}{2\pi} + \frac{\sin(3.1\pi t)}{3.1\pi} \right)$  on  $t \in [0, T]$  with  $T = 1.95$ . We generate sampling intervals (5) independently as  $h_k \sim \text{Uniform}([0.5h, 1.5h])$  and noise in (4) according to  $n_k \sim N(0, \sigma^2)$ , zero-mean Gaussian distribution with standard deviation  $\sigma$ . We experiment with various combinations of sampling rate and noise levels, given by  $h$  and  $\sigma$ , respectively.

We consider two scenarios: In the first scenario, we need to estimate the derivative over the entire time interval  $[0, T]$  with fixed  $T = 1.95$ ; and in the second "online" scenario, given all the available measurements up to the current moment  $T$ , we need to estimate the derivative value only at  $T$ . In the second scenario, we vary the value of  $T$  from 0 to 1.95.

Under lower sampling rate<sup>1</sup> at 100 Hz (Fig. 1 (a)), both MLE-Spline methods show superior performance with an advantage of quadratic splines, which, however, require much higher computational and memory resources, even with a recursive implementation. Results under finer sampling rate at 1000 Hz (Fig. 1 (b)), show that the simpler-to-implement Levant's algorithm has an advantage when transient behavior is not critical.

In the following, we observe the performance of the algorithms under relatively fine sampling for control system applications. When the level of noise is extremely low, see Fig. 2 (a), all three methods give very good estimates with poorer end-point performance

---

<sup>1</sup>In industrial control systems, the selection of sampling intervals is closely related to the time constants of the regulated processes. For instance, in industrial robotics, where joint dynamics exhibit time constants of 10 to 100ms, sampling intervals of 0.001s to 0.01s are typical [32]. In chemical plants, where time constants range from several seconds to minutes, sampling intervals are typically between 0.1s and 1s [33].

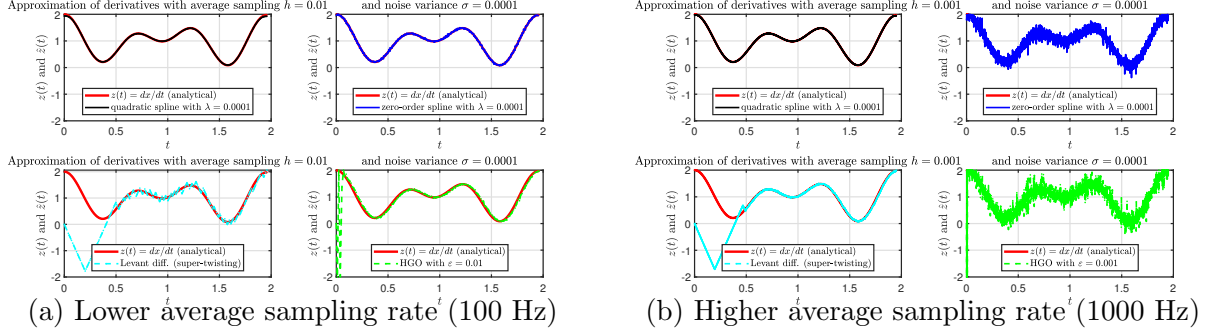


Figure 1: Comparison of performance under different average sampling rates.

for our two methods and worse transients for the other two. Note that, under very noisy measurements, see Fig. 2 (b), zero-order splines perform unacceptably, while the other three methods behave similarly with a better transient when the quadratic splines are used.

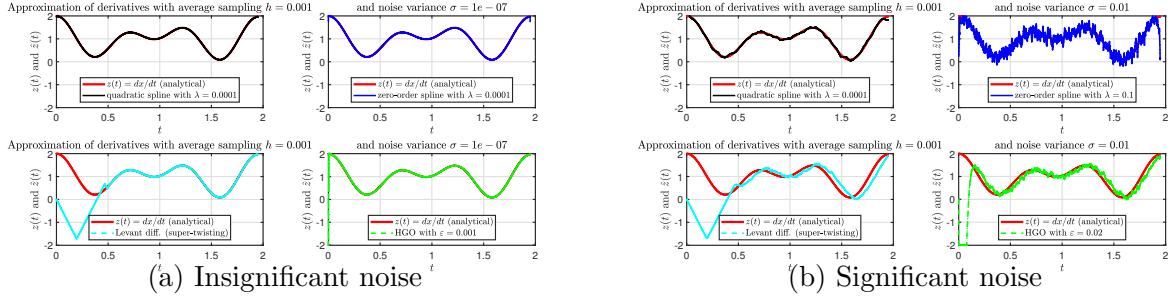


Figure 2: Comparison of performance under different levels of noise.

Finally, under coarse non-uniform sampling (Fig. 3), the MLE-Spline methods achieve lower RMSE.

Table 1 reports the Root Mean Squared Errors (RMSEs) in the full interval estimation scenario, computed over the final two-thirds of the time interval, corresponding to the steady-state regime after the initial transient phase.

Table 2 reports the online scenario; RMSE is computed only at the rightmost point as the time horizon  $T$  grows from 0 to 1.95s.

One can see a drastic difference between the two scenarios that can be explained by the fact that the optimal spline has a significantly increased estimation error close to the endpoints of the interval.

It is important to remind the readers that the above-compared methods are developed under different assumptions. We would also like to report, without demonstrating results, that our methods appear to be not sensitive to the value of the single tuning parameter  $\lambda$ , which, however, we recommend to tune for particular applications. The most sensitive, as well known, to parameters is the considered HGO while there are many results improving the super-twisting differentiator. However, to the best of our knowledge, they consider bounded noise and assume fine sampling. The transient behavior of such algorithms can be speed up by simply increasing the parameter that must exceed the upper bound on the second

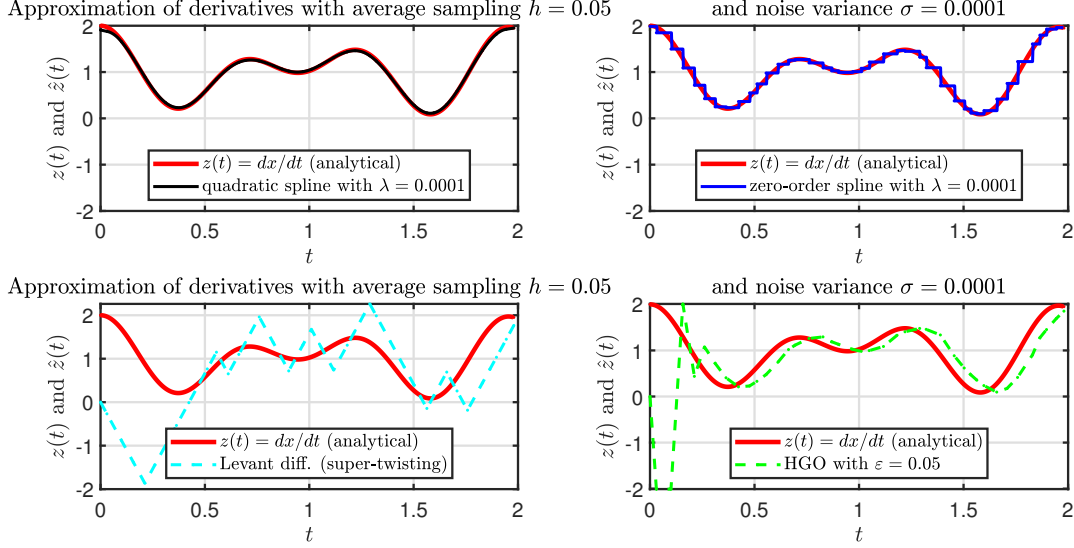


Figure 3: Performance under coarse non-uniform sampling.

derivative but such an increase would result in bigger chattering and higher sensitivity to the level of noise.

Obviously, claiming the best performance based on numerical examples is not possible. At the same time, we believe that our method is demonstrated to be worthy to try for practical cases, especially, under coarse, non-uniformly sampled noisy measurements.

## 6 Conclusion and discussion

This paper has presented a rigorous framework for numerical differentiation under coarse, non-uniform sampling and additive Gaussian noise. We formulated the estimation problem as a constrained variational optimization and proved in Theorem 1 that the solution exists, is unique, and takes the form of a spline of a particular order. The derivation is based on convexity properties, calculus of variations and the use of Lagrangian multipliers.

In addition to the core formulation, we introduced several practical enhancements. A non-standard parametrization of quadratic splines was proposed, reducing the number of parameters compared to cubic smoothing spline approaches. We designed a recursive, online implementation in which the number of parameters grows with incoming data. We also demonstrated that zero-order splines, despite their simplicity, can be effective.

Our numerical procedure requires only a single hyperparameter, whose choice appears to be not sensitive to the specific data, enhancing robustness and ease of use. We found that boundary conditions significantly affect estimation quality; for quadratic splines, second-derivative boundary conditions yielded the best results. Although we have also tried numerically B-splines, their performance near interval boundaries was unsatisfactory, likely due to error propagation. Remarkably, zero-order splines do not need any boundary conditions. Given a number of undesirable effects related to the boundary conditions, the zero-order splines thus appear to be a good solution for online derivative estimation.

Table 1: RMSE after the transients in the full interval estimation scenario

Parameters (Fig. #)	2-order spline	0-order spline	Levant	HGO
$h = 0.0002, \sigma = 0.0000001$	<u><b>0.0012</b></u>	0.0067	<b>0.0018</b>	0.0074
$h = 0.001, \sigma = 0.0000001$ (Fig. 2a)	<u><b>0.0031</b></u>	<b>0.0041</b>	0.0085	0.0058
$h = 0.001, \sigma = 0.0001$ (Fig. 1b)	<u><b>0.0032</b></u>	0.1157	<b>0.0260</b>	0.1582
$h = 0.001, \sigma = 0.01$ (Fig. 2b)	<u><b>0.0413</b></u>	0.1931	0.2276	<b>0.1641</b>
$h = 0.01, \sigma = 0.0001$ (Fig. 1a)	<u><b>0.0101</b></u>	<b>0.0259</b>	0.0907	0.0597
$h = 0.05, \sigma = 0.0001$ (Fig. 3)	<u><b>0.0226</b></u>	<b>0.1025</b>	0.3663	0.2705
$h = 0.075, \sigma = 0.001$	<u><b>0.0452</b></u>	<b>0.1517</b>	0.7918	0.5533

*Note:* **Boldface** indicates the two smallest RMSEs in each experiment (the best is underlined). The super-twisting method uses standard parameters from [3]; the optimal spline parameter was tuned by trial and error for one experiment and kept fixed ( $\lambda = 0.0001$ ) for the others (except for 0-order spline under significant noise); and the HGO parameter ( $\varepsilon > 0$ ) was tuned by trial and error in each experiment (the best choice depends on sampling [11] and noise [8]).

Table 2: RMSE after the transients in the online estimation scenario

Parameters	2-order spline	0-order spline	Levant	HGO
$h = 0.0002, \sigma = 0.0000001$	0.0507	0.3102	<u><b>0.0018</b></u>	<b>0.0074</b>
$h = 0.001, \sigma = 0.0000001$	0.0979	0.1055	<b>0.0087</b>	<u><b>0.0058</b></u>
$h = 0.001, \sigma = 0.0001$	<b>0.0981</b>	0.1619	<u><b>0.0261</b></u>	0.1695
$h = 0.001, \sigma = 0.01$	<u><b>0.1269</b></u>	1.0373	0.2403	<b>0.1661</b>
$h = 0.01, \sigma = 0.0001$	0.1594	<u><b>0.0306</b></u>	0.0772	<b>0.0600</b>
$h = 0.05, \sigma = 0.0001$	<b>0.1838</b>	<u><b>0.1058</b></u>	0.4848	0.2705
$h = 0.075, \sigma = 0.001$	<b>0.1851</b>	<u><b>0.1721</b></u>	0.5370	0.5262

Simulation results confirmed the superior performance of our method under coarse sampling and high noise levels, particularly in comparison with discretized high-gain observer and super-twisting differentiator. While no method can claim universal superiority, our approach offers a compelling alternative for control applications constrained by hardware or sampling limitations.

Future work may explore several promising directions, including the use of sliding-windows to reduce memory and computational requirements, simplified equations for uniformly sampled data, extensions to non-Gaussian noise models or adaptive regularization and the derivation of error bounds.

## Appendix: Proof of Theorem 1

The optimization is considered in the space  $\mathbb{R} \times H_{[0,T]}^m$ , where  $H_{[0,T]}^m$  is the Sobolev space, with the norm

$$\|(x_0, z(\cdot))\|^2 = (x_0)^2 + \int_0^T \left( (z(\tau))^2 + (z^{(m)}(\tau))^2 \right) d\tau. \quad (32)$$

This is a Hilbert space, which is reflexive. We use continuous representatives for the elements of  $H_{[0,T]}^m$  (for more background on Sobolev spaces see, e.g., [34]).

The convexity of the main objective and constraint function as well as Slater's condition imply the validity of the Lagrangian reformulation (see Chapter 8 of [35]).

Let us show that the Lagrangian in (10) is in fact strictly convex. Using the identity

$$(\alpha a + (1 - \alpha)b)^2 = \alpha a^2 + (1 - \alpha)b^2 - \alpha(1 - \alpha)(a - b)^2$$

for  $a \neq b$  and  $0 < \alpha < 1$  for each term in (10) and the linearity of integration, we need to show that if

$$\sum_{k=1}^K \left( -\Delta x(t_1) - \int_{t_1}^{t_k} \Delta z(\tau) d\tau \right)^2 + \lambda_* \int_0^T (\Delta z^{(m)}(\tau))^2 d\tau = 0,$$

then  $\Delta x(t_1) = 0$  and  $\Delta z(t) = 0$ ,  $t \in [0, T]$ . First, we note that each term must be zero. From  $\int_0^T (\Delta z^{(m)}(\tau))^2 d\tau = 0$  we conclude that  $\Delta z(\tau)$  can only be a polynomial of order  $m-1$ . The term with  $k = 1$  immediately implies that  $\Delta x(t_1) = 0$ . The function  $a(t) = \int_{t_1}^t \Delta z(\tau) d\tau$  is a polynomial of degree  $m$ . Since  $(a(t_k))^2 = \left( \int_{t_1}^{t_k} \Delta z(\tau) d\tau \right)^2 = 0$ , it has  $K > m$  roots on the interval  $[0, T]$ . Hence, this polynomial must be zero.

Let us now show that if  $K > m$ , the Lagrangian is coercive, i.e., if  $\|(x(t_1), z)\| \rightarrow \infty$  then  $L(x(t_1), z) \rightarrow +\infty$ . We can prove coercivity by contradiction. Suppose  $L(x(t_1), z) \leq C$  for some finite bound  $C$ . It is immediate to conclude that  $|x(t_1)|$  and  $\int_0^T (z^{(m)}(\tau))^2 d\tau$  are bounded. By integration by parts we make the following transformation

$$\int_{t_1}^{t_k} z(\tau) d\tau = (t_k - t_1)z(t_1) + \dots + \frac{1}{m!}(t_k - t_1)^m z^{(m-1)}(t_1) + \frac{1}{m!} \int_0^T (t_k - \tau)_+^m z^{(m)}(\tau) d\tau,$$

where  $(a)_+ = \max\{a, 0\}$ . By Cauchy-Schwartz inequality, we can bound

$$\left| \int_{t_1}^{t_k} (t_k - \tau)_+^m z^{(m)}(\tau) d\tau \right| \leq \sqrt{\int_{t_1}^{t_k} (t_k - \tau)_+^{2m} d\tau} \sqrt{\int_{t_1}^{t_k} (z^{(m)}(\tau))^2 d\tau}.$$

Thus, we have

$$\sum_{k=2}^K \left( \tilde{y}_k - (t_k - t_1)z(t_1) - \dots - \frac{1}{m!}(t_k - t_1)^m z^{(m-1)}(t_1) \right)^2 \leq C,$$

where  $\tilde{y}_k$  are bounded. We can rewrite the above inequality in the matrix form  $(\tilde{y} - W\tilde{z})^T(\tilde{y} - W\tilde{z}) \leq C$ , with  $\tilde{z} = [z(t_1), \dots, z^{(m-1)}(t_1)]^T$  and

$$W = \begin{bmatrix} (t_2 - t_1) & \dots & \frac{1}{m!}(t_2 - t_1)^m \\ \vdots & & \vdots \\ (t_K - t_1) & \dots & \frac{1}{m!}(t_K - t_1)^m \end{bmatrix}.$$

Since  $W$  is of the Vandermonde-type, it has full column rank and consequently non-zero smallest singular value if  $K - 1 \geq m$ . Thus, the vector  $\tilde{z}$  is bounded if  $K > m$ . Now, using

the Taylor series expansion and the triangle inequality, we can deduce the boundedness of the  $L^2$ -norm of  $z$ , namely,

$$\|z(\tau)\|_{L^2} \leq |z(t_1)|(t_k - t_1)^{1/2} + |z'(t_1)| \frac{(t_k - t_1)^{3/2}}{\sqrt{3}} + \dots + \frac{1}{(m-1)!} \left\| \int_{t_1}^t (t - \tau)^{(m-1)} z^{(m)}(\tau) d\tau \right\|_{L^2},$$

where all  $|z^{(i)}(t_1)|$ ,  $i = 0, \dots, m-1$  on the right hand side are bounded by the preceding considerations. Consider now the reminder term. We first apply Cauchy-Schwartz inequality

$$\begin{aligned} \left| \int_{t_1}^t (t - \tau)^{(m-1)} z^{(m)}(\tau) d\tau \right| &\leq \left( \int_{t_1}^t |t - \tau|^{2(m-1)} d\tau \right)^{1/2} \left( \int_{t_1}^t (z^{(m)}(\tau))^2 d\tau \right)^{1/2} \\ &= \left( \frac{(t - t_1)^{2m-1}}{2m-1} \right)^{1/2} \|z^{(m)}\|_{L^2_{[t_1, t]}} \leq \left( \frac{(t - t_1)^{2m-1}}{2m-1} \right)^{1/2} \|z^{(m)}\|_{L^2_{[0, T]}}. \end{aligned}$$

Since the integral of a squared bounded function is bounded, we conclude that  $\|z(\tau)\|_{L^2}$  is bounded as well. Thus,  $\|(x(t_1), z)\|$  is bounded which contradicts the initial assumption that  $\|(x(t_1), z)\| \rightarrow \infty$ .

Next, we show that the objective is continuous. Using Cauchy-Schwartz inequality for  $H^m_{[0, T]}$  with the natural inner product defined by (32), we can write

$$\begin{aligned} \left| x(t_1) + \int_{t_1}^{t_k} z(\tau) d\tau \right| &\leq \sqrt{1 + (t_k - t_1)} \sqrt{(x(t_1))^2 + \int_{t_1}^{t_k} (z(\tau))^2 d\tau} \\ &\leq \sqrt{1 + (t_k - t_1)} \sqrt{(x(t_1))^2 + \int_{t_1}^{t_k} (z(\tau))^2 + (z^{(m)}(\tau))^2 d\tau}. \end{aligned}$$

The penalty term with the derivative is continuous as a semi-norm. Hence, the Lagrangian is continuous as a combination of continuous functions. Now we apply Proposition 1.2 from Chapter 2 of [36], which says that the optimization problem has a unique finite solution if the functional is strongly convex, lower-semi-continuous and coercive, and defined on a reflexive space.

Once we justified that the problem is well-defined and has a solution, we can apply the technique of Lagrange multiplier to characterize the form of the solution. Towards this goal, it is convenient to introduce auxiliary variables

$$\varepsilon_k = y_k - x(t_1) - \int_{t_1}^{t_k} z(\tau) d\tau, \quad k = 1, \dots, K. \quad (33)$$

Let us also use the integration by parts to make the following transformation

$$\int_{t_1}^{t_k} z(\tau) d\tau = (t_k - t_1)z(t_1) + \dots + \frac{1}{m!}(t_k - t_1)^m z^{(m-1)}(t_1) + \frac{1}{m!} \int_0^T (t_k - \tau)_+^m z^{(m)}(\tau) d\tau$$

with  $(a)_+ = \max\{a, 0\}$ , and substitute the above expression into (33). Then, the problem (9) can be rewritten in the following equivalent form

$$\min_{x(t_1), z \in H^m_{[0, T]}} \sum_{k=1}^K \varepsilon_k^2 + \lambda_* \left( \int_0^T (z^{(m)}(\tau))^2 d\tau - L_{m+1}^2 T \right), \quad (34)$$



subject to constraints (33).

We can handle constraints (33) by including them in the Lagrangian. Specifically, now the Lagrangian takes the form

$$\begin{aligned}
L(z, x(t_1), \tilde{z}, \varepsilon_1, \dots, \varepsilon_K) = & \\
& \sum_{k=1}^K \varepsilon_k^2 + \lambda_* \left( \int_0^T (z^{(m)}(\tau))^2 d\tau \right) - \lambda_* L_{m+1}^2 T \\
& + \sum_{k=1}^K \lambda_k (y_k - x(t_1) - p(\tilde{z})) \\
& - \sum_{k=1}^K \lambda_k \left( \frac{1}{m!} \int_0^T (t_k - \tau)_+^m z^{(m)}(\tau) d\tau + \varepsilon_k \right), \tag{35}
\end{aligned}$$

where  $\tilde{z}$  is defined above as a vector of values of  $z(t)$  and its derivatives up to order  $(m-1)$  at  $t = t_1 = 0$  and  $p(\tilde{z}) = (t_k - t_1)z(t_1) + \dots + \frac{1}{m!}(t_k - t_1)^m z^{(m-1)}(t_1)$ .

Computing the first variation of the Lagrangian we obtain

$$\begin{aligned}
\delta L = & 2 \sum_{k=1}^K \varepsilon_k \delta \varepsilon_k + 2\lambda_* \int_0^T z^{(m)}(\tau) \delta z^{(m)}(\tau) d\tau \\
& + \sum_{k=1}^K \lambda_k (-\delta x(t_1) - \nabla p(\tilde{z}) \delta \tilde{z}) \\
& - \sum_{k=1}^K \lambda_k \left( \frac{1}{m!} \int_0^T (t_k - \tau)_+^m \delta z^{(m)}(\tau) d\tau + \delta \varepsilon_k \right)
\end{aligned}$$

and the first-order optimality from arbitrariness of the variations of independent variables:

$$\begin{aligned}
\delta \varepsilon_k, \quad k = 1, \dots, K : \quad & 2\varepsilon_k = \lambda_k, \quad k = 1, \dots, K, \\
\delta x(t_1) : \quad & \sum_{k=1}^K \lambda_k = 0, \\
\delta z^{(j)}(t_1), \quad j = 0, \dots, m-1 : \quad & \sum_{k=1}^K \lambda_k \frac{(t_k - t_1)^{j+1}}{(j+1)!} = 0
\end{aligned}$$

$$\forall \delta z^{(m)} \in C_{[0,T]} : \quad \int_0^T \left( 2\lambda_* z^{(m)}(\tau) - \frac{1}{m!} \sum_{k=1}^K \lambda_k (t_k - \tau)_+^m \right) \delta z^{(m)}(\tau) d\tau = 0$$

From the latter condition and the fundamental lemma of the calculus of variations (see, e.g., [37, Lemma 1.1.1]), we conclude that

$$z^{(m)}(\tau) = \frac{1}{2\lambda_* m!} \sum_{k=1}^K \lambda_k (t_k - \tau)_+^m,$$

and hence

$$z(\tau) = \sum_{i=0}^{m-1} c_i (\tau - t_1)^i + \frac{1}{2\lambda_*(2m)!} \sum_{k=1}^K \lambda_k (t_k - \tau)_+^{2m}.$$

Therefore, the function  $z(\tau)$  is a  $2m$ -order spline. The new constants  $c_j$ ,  $j = 1, \dots, m-1$ , are bonded by relations

$$z^{(j)}(t_1) = j! c_j + \frac{(-1)^j}{2\lambda_*(2m-j)!} \sum_{k=1}^K \lambda_k (t_k - t_1)^{2m-j}.$$

Thus, we have  $2K + 2m + 1$  variables and  $K + 2m + 1$  constraints. We can consider  $\lambda_k$ ,  $k = 1, \dots, K$ , as free variables that can be determined by a dual optimization problem.

## References

- [1] A. N. Kolmogorov, “On inequalities between upper bounds of consecutive derivatives of an arbitrary function defined on an infinite interval,” *American Math. Society Translations*, vol. 9, pp. 233–242, 1962.
- [2] B. Bojanov and N. Naidenov, “Examples of Landau–Kolmogorov inequality in integral norms on a finite interval,” *J. Approx. Theory*, vol. 117, no. 1, pp. 55–73, 2002.
- [3] A. Levant, “Robust exact differentiation via sliding mode technique,” *Automatica*, vol. 34, no. 3, pp. 379–384, 1998.
- [4] S. Diop, J. W. Grizzle, and F. Chaplais, “On numerical differentiation algorithms for nonlinear estimation,” in *Proc. 39th IEEE Conf. Decision and Contr.*, vol. 2, Sydney, Australia, Dec. 2000, pp. 1133–1138.
- [5] M. Schmid, D. Rath, and U. Diebold, “Why and how Savitzky–Golay filters should be replaced,” *ACS Meas. Sci. Au*, vol. 2, no. 2, pp. 185–196, 2022.
- [6] R. E. Kalman, “A new approach to linear filtering and prediction problems,” *J. Basic Eng.*, vol. 82, no. 1, pp. 35–45, 1960.
- [7] P. R. Bélanger, P. Dobrovolny, A. Helmy, and X. Zhang, “Estimation of angular velocity and acceleration from shaft-encoder measurements,” *The Int. J. Robot. Research*, vol. 17, no. 11, pp. 1225–1233, 1998.
- [8] L. K. Vasiljevic and H. K. Khalil, “Error bounds in differentiation of noisy signals by high-gain observers,” *Syst. and Contr. Lett.*, vol. 57, no. 10, pp. 856–862, 2008.
- [9] H. K. Khalil and L. Praly, “High-gain observers in nonlinear feedback control,” *Int. J. Robust and Nonl. Contr.*, vol. 24, pp. 993–1015, 2014.
- [10] G. Besançon, “High-gain observation with disturbance attenuation and application to robust fault detection,” *Automatica*, vol. 39, no. 6, pp. 1095–1102, 2003.

- [11] A. M. Dabroom and H. K. Khalil, “Discrete-time implementation of high-gain observers for numerical differentiation,” *Int. J. Contr.*, vol. 72, no. 17, pp. 1523–1537, 1999.
- [12] E. Cruz-Zavala, J. A. Moreno, and L. M. Fridman, “Uniform robust exact differentiator,” *IEEE Trans. Autom. Contr.*, vol. 56, no. 11, pp. 2727–2733, 2011.
- [13] J.-P. Barbot, A. Levant, M. Livne, and D. Lunz, “Discrete differentiators based on sliding modes,” *Automatica*, vol. 112, p. 108633, 2020.
- [14] J. A. Moreno, “Bi-homogeneous differentiators,” in *Sliding-Mode Contr. and Variable-Structure Syst.: The State of the Art*, ser. Studies in Systems, Decision and Control, T. R. Oliveira, L. Fridman, and L. Hsu, Eds., Cham, 2023, vol. 490, pp. 71–96.
- [15] M. Mboup, C. Join, and M. Fliess, “Numerical differentiation with annihilators in noisy environment,” *Numer. Alg.*, vol. 50, pp. 439–467, 2009.
- [16] M. Mboup and S. Riachy, “Frequency-domain analysis and tuning of the algebraic differentiators,” *Int. J. Contr.*, vol. 91, no. 9, pp. 2073–2081, 2018.
- [17] A. Othmane, L. Kiltz, and J. Rudolph, “Survey on algebraic numerical differentiation: historical developments, parametrization, examples, and applications,” *Int. J. Syst. Sci.*, vol. 53, no. 9, pp. 1848–1887, 2022.
- [18] R. Chartrand, “Numerical differentiation of noisy, nonsmooth data,” *ISRN Applied Math.*, vol. 2011, p. Article ID 164564, 2011. [Online]. Available: <https://doi.org/10.5402/2011/164564>
- [19] J. Cullum, “Numerical differentiation and regularization,” *SIAM J. Numer. Anal.*, vol. 8, no. 2, pp. 254–265, 1971.
- [20] D. G. Luenberger, *Introduction to Dynamic Systems: Theory, Models, and Applications*, 1st ed. New York: John and Sons, 1979.
- [21] J.-P. Gauthier, H. Hammouri, and S. Othman, “A simple observer for nonlinear systems: Applications to bioreactors,” *IEEE Trans. Autom. Contr.*, vol. 37, no. 6, pp. 875–880, 1992.
- [22] F. Esfandiari and H. K. Khalil, “Output feedback stabilization of fully linearizable systems,” *Int. J. Contr.*, vol. 56, no. 5, pp. 1007–1037, 1992.
- [23] A. Tornambè, “Output feedback stabilization of a class of nonminimum-phase nonlinear systems,” *Syst. & Contr. Lett.*, vol. 29, pp. 193–204, 1992.
- [24] J. E. Carvajal Rubio, “Contribution to the discretization of sliding mode differentiators,” Ph.D. dissertation, Valenciennes, Université Polytechnique Hauts-de-France, 2022.
- [25] J. E. Carvajal-Rubio, M. Defoort, J. D. Sánchez-Torres, M. Djemai, and A. G. Loukianov, “Implicit and explicit discrete-time realizations of the robust exact filtering differentiator,” *J. the Franklin Inst.*, vol. 359, no. 8, pp. 3951–3978, 2022.

- [26] R. Seeber, “Implicit discrete-time implementation of robust exact differentiators—a toolbox,” *at-Automatisierungstechnik*, vol. 72, no. 8, pp. 757–768, 2024.
- [27] R. Aldana-López, R. Seeber, H. Haimovich, and D. Gómez-Gutiérrez, “Optimal robust exact first-order differentiators with Lipschitz-continuous output,” *IEEE Trans. Autom. Contr.*, vol. 70, no. 6, 2025.
- [28] A. S. Nemirovski, B. T. Polyak, and A. B. Tsybakov, “Signal processing by the non-parametric maximum-likelihood method,” *Problems of Inf. Transmission*, vol. 20, no. 3, pp. 29–46, 1984.
- [29] K. Avrachenkov and L. Freidovich, “Maximum-likelihood-estimator-based differentiator,” <https://github.com/fleonid/MLEdiff>, 2025.
- [30] G. H. Golub and C. F. V. Loan, *Matrix Computations*, 4th ed. Baltimore, MD: Johns Hopkins Univ. Press, 2013.
- [31] M. Livne and A. Levant, “Proper discretization of homogeneous differentiators,” *Automatica*, vol. 50, pp. 2007–2014, 2014.
- [32] B. Zheng and L. Huang, “Real-time monitoring and prediction applications of industrial robots using machine learning,” *International Journal of Intelligent Robotics and Applications*, 2025.
- [33] R. S. Kenett, S. Zacks, and P. Gedeck, “Basic tools and principles of process control,” in *Statistics for Industry, Technology, and Engineering*. Springer, 2023, pp. 11–57.
- [34] H. Brézis, *Functional Analysis, Sobolev Spaces and Partial Differential Equations*. Springer, 2011.
- [35] D. G. Luenberger, *Optimization by Vector Space Methods*. John Wiley and Sons, 1969.
- [36] I. Ekeland and R. Temam, *Convex Analysis and Variational Problems*. SIAM, 1999.
- [37] J. Jost and X. Li-Jost, *Calculus of Variations*. Cambridge University Press, 1998.