

Network Prebunking Problem: Optimizing Prebunking Targets to Suppress the Spread of Misinformation in Social Networks

Satoshi Furutani

satoshi.furutani@ntt.com

NTT Social Informatics Laboratories
Tokyo, Japan

Mitsuaki Akiyama

NTT Social Informatics Laboratories
Tokyo, Japan

Toshiki Shibahara

NTT Social Informatics Laboratories
Tokyo, Japan

Masaki Aida

Tokyo Metropolitan University
Tokyo, Japan

ABSTRACT

As a countermeasure against misinformation that undermines the healthy use of social media, a preventive intervention known as *prebunking* has recently attracted attention in the field of psychology. Prebunking aims to strengthen individuals' cognitive resistance to misinformation by presenting weakened doses of misinformation or by teaching common manipulation techniques before they encounter actual misinformation. Despite the growing body of evidence supporting its effectiveness in reducing susceptibility to misinformation at the individual level, an important open question remains: how best to identify the optimal targets for prebunking interventions to mitigate the spread of misinformation in a social network. To address this issue, we formulate a combinatorial optimization problem, called the *network prebunking problem*, to identify optimal prebunking targets for minimizing the spread of misinformation in a social network. We prove that this problem is NP-hard and propose an approximation algorithm, MIA-NPP, based on the Maximum Influence Arborescence (MIA) approach, which restricts influence propagation around each node to a local directed tree rooted at that node. Through numerical experiments using real-world social network datasets, we demonstrate that MIA-NPP effectively suppresses the spread of misinformation under both fully observed and uncertain model parameter settings.

KEYWORDS

Influence maximization, misinformation, prebunking, social network

1 INTRODUCTION

Social media has emerged as a major channel for information dissemination, yet it faces the serious threat of misinformation. The spread of misinformation distorts elections by manipulating individual opinions and fueling political polarization, thereby undermining the integrity of democratic systems. Moreover, during the COVID-19 pandemic, it triggered significant public health and social disruptions.

One widely adopted strategy to combat the threat of misinformation is *debunking*, which involves retrospectively refuting false claims that have already spread by providing fact-checks and corrective information [27, 42]. Numerous studies have demonstrated that debunking can be effective in reducing belief in misinformation and

curbing its further spread [9, 31, 33, 47, 57]. Traditionally, debunking is mainly conducted by media outlets and expert organizations. However, in recent years, social media platforms themselves have started to incorporate debunking features, as exemplified by Community Notes on X/Twitter [40, 51]. Despite their effectiveness and growing adoption, such post-hoc countermeasures face the challenge of removing the influence of misinformation from individuals once they have been exposed to it. In fact, misinformation often continues to affect later reasoning even after it has been officially retracted or corrected, known as the continued influence effect [27]. Furthermore, a previous study [59] reported that corrective information is primarily consumed by individuals who were already skeptical of the misinformation, and often fails to reach those who actually believe it, indicating that debunking also faces challenges in terms of reach.

On the basis of this background, a preventive intervention known as *prebunking* has recently attracted attention in the field of psychology. Prebunking is an intervention rooted in (psychological) inoculation theory [32], and aims to strengthen individuals' cognitive resistance to misinformation by presenting weakened doses of misinformation (e.g., expected false claims with preemptive refutations) or by teaching common manipulation techniques (e.g., fake experts, logical fallacies, conspiracy theories, etc.) before they encounter actual misinformation [28, 46]. Prebunking has been implemented in various forms, including text messages, infographics, video ads, and game-based interventions, and numerous experimental studies have demonstrated its effectiveness in reducing individuals' misinformation susceptibility [30, 34, 36, 37, 43]. In particular, it has been reported that active inoculation, such as game-based interventions that let players learn manipulation techniques through gameplay, is more effective than passive inoculation, which simply presents prebunking messages via text, infographics, or videos [4, 39].

However, while there are numerous studies focusing on the effectiveness of prebunking at the individual level and its effective design, an important open question remains: *How can we identify the optimal targets for prebunking interventions to mitigate the spread of misinformation in a social network?* In real-world social media platforms, it is often unrealistic to provide interventions to all users due to cost constraints. Indeed, active inoculation through games requires motivating users to participate in the intervention and ensuring they understand the rules [26]. While passive inoculation can be deployed at scale by broadcasting messages to all users, it still incurs costs. This is because achieving effective prebunking

requires personalized interventions [2, 3] and follow-up efforts such as monitoring, iteration, and measuring outcomes [19]. Therefore, to maximize its overall impact under limited intervention resources, strategic target selection based on network structure and diffusion dynamics is essential.

Based on this motivation, we formulate a combinatorial optimization problem, called the *network prebunking problem*, which aims to select an optimal set of prebunking targets that minimize the spread of misinformation on a social network under limited intervention costs. To capture the realistic scenario in which users exposed to misinformation share either misinformation or corrective information depending on their susceptibility, we model the competitive diffusion of misinformation and corrective information based on the IC-N model [11] and incorporate prebunking as an operation that reduces a user’s susceptibility. We prove that this problem is NP-hard, and propose an approximation algorithm, MIA-NPP, based on the Maximum Influence Arborescence (MIA) approach [13], which restricts influence propagation around each node to a local directed tree rooted at that node. Through numerical experiments using real-world social network datasets, we demonstrate that MIA-NPP effectively suppresses the spread of misinformation compared to simple heuristics and approximation algorithms for related optimization problems, under both fully observed and uncertain model parameters—that is, when each node’s susceptibility and individual intervention effect are either fully known or estimated with noise and approximation.

Our key contributions are summarized as follows:

- We are the first to formulate a combinatorial optimization problem for minimizing misinformation spread in a social network through prebunking, an approach distinct from conventional interventions such as blocking and clarification (detailed in Section 2.2).
- We prove that this problem is NP-hard and propose an efficient approximation algorithm based on the MIA approach.
- We conduct experiments on real-world social network datasets and show that our algorithm consistently outperforms baseline methods, even under parameter uncertainty.

2 RELATED WORK

2.1 Design of Effective Prebunking

According to a practical guide on prebunking published by Google Jigsaw [19], the effective design of prebunking interventions should incorporate three key elements: explicit presentation of manipulation techniques, concise and engaging formats, and appropriate timing and contextual relevance.

First, explicitly highlighting common manipulation techniques frequently used in misinformation, such as impersonation, emotional manipulation, polarization, and conspiratorial ideation, has been shown to be effective in boosting individuals’ resistance to misinformation [35, 36]. Such technique-based inoculation does not rely on specific factual claims and can therefore be applied across diverse topics and contexts [4, 16, 34, 45]. Second, short and visually engaging formats have been shown to be effective for prebunking interventions [5, 38]. In particular, 30-second animated videos [38] or interactive and gamified interventions such as the Bad News game [35, 36] have been shown to facilitate better understanding

and retention of manipulation techniques. Third, the timing and contextual relevance of prebunking messages are also critical to their success [15, 38]. Prebunking is most effective when presented just prior to exposure to misinformation, or in contexts where such exposure is likely. In contrast, when there is a significant delay between intervention and exposure, its effectiveness may decay over time [8]. A field experiment on YouTube further demonstrates that inserting short prebunking videos directly before videos containing or related to misinformation significantly improves users’ recognition of manipulation techniques and reduced their intent to share false content [38].

Furthermore, in recent years, Bayiz and Topcu formulate the design of optimal prebunking strategies as a policy synthesis problem, aiming to optimize the timing and frequency of prebunking message delivery while minimizing disruption to the user experience [6]. However, while their work focuses on optimizing the frequency and timing of prebunking for a single user, with the goal of minimizing user experience disruption, our work aims to suppress the spread of misinformation across the entire social network by selecting optimal prebunking targets.

2.2 Minimizing Misinformation Spread on Social Networks

In the existing literature, there are two approaches to suppressing the spread of misinformation on social networks: blocking and clarification [10, 58]. The problem of suppressing the spread of misinformation using the blocking approach is often referred to as the Influence Minimization (IMIN) problem, while the problem of suppressing the spread of misinformation using the clarification approach is referred to as the Influence Blocking Maximization (IBM) problem.

The IMIN problem aims to suppress the spread of misinformation by blocking some nodes or edges in a network (i.e., excluding them from the network). Formally, the IMIN problem by node blocking is a combinatorial optimization problem that finds a blocking node set $B \subset V \setminus S$ with size $|B| = k$ that minimizes the spread of misinformation when misinformation spreads from a given seed node set $S \subset V$ in a graph G under some information diffusion model. This problem is NP-hard under the Independent Cascade (IC) model [53], and several approximate solutions have been proposed, including greedy-based approaches [18, 49, 53, 54] and node centrality heuristics [55]. Additionally, the IMIN problem by edge blocking has also been studied and shown to be NP-hard [23–25, 56]. However, although the blocking approach is powerful, it can negatively affect the user experience, potentially leading to user complaints and deplatforming [48]. In addition, ethical concerns such as freedom of expression and platform censorship have also been pointed out [21].

The clarification approach is a more moderate method that attempts to neutralize and mitigate the influence of misinformation by appropriately injecting corrective information that counteracts misinformation into the network. Formally, the IBM problem is a combinatorial optimization problem that aims to find a set of seed nodes S_T with size $|S_T| = k$ for disseminating corrective information so as to maximize the obstruction of the spread of misinformation when misinformation spreads from a set of seed nodes S_M in a graph G . He et al. [20] first studied this problem

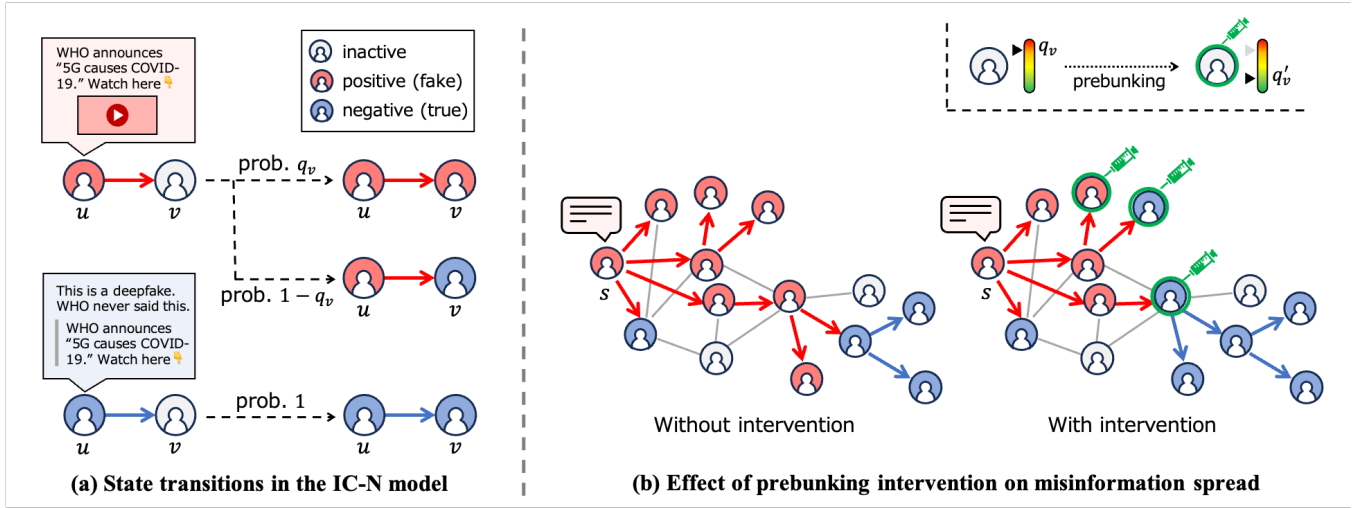


Figure 1: Schematic diagram of the network prebunking problem.

under the competitive linear threshold model and proposed an efficient algorithm based on the MIA approach [13, 14]. Budak et al. [7] introduced the Campaign-Oblivious Independent Cascade Model (COICM) as a competitive diffusion model of misinformation and corrective information, and proved that the IBM problem under the COICM is NP-hard. They also demonstrated that a simple degree centrality heuristic achieves good empirical performance. The IBM problem under the COICM has been frequently adopted in subsequent studies, and various approximation algorithms have been proposed, including MIA approach-based [52], centrality-based [1], and community-based [29]. Furthermore, recently, there have been several attempts to solve the IBM problem using machine learning-based methods [12, 44]. However, as pointed out in the literature [7, 50], the clarification approach is less effective if there is a significant delay between the onset of misinformation diffusion and the injection of corrective information.

This study proposes prebunking interventions as a novel approach for minimizing the spread of misinformation in social networks, which differs from blocking and clarification in its focus on reducing users' susceptibility prior to exposure, rather than removing nodes or injecting corrective information into the network.

3 PROBLEM FORMULATION

3.1 Information Diffusion Model

In this study, we describe the competitive diffusion dynamics of misinformation and corrective information on a social network based on the IC-N model [11]. The IC-N model is a model extends the classic IC model by incorporating the probabilistic occurrence of negative opinions.

Let $G = (V, E)$ be a directed graph, where V is a set of n nodes, and $E \subseteq V \times V$ is a set of directed edges. In the IC-N model, each node $v \in V$ takes one of three states: *inactive*, *positive* (positively active), or *negative* (negatively active). Each node v is associated a parameter $q_v \in [0, 1]$. Note that, in the original study [11], q_v was assumed to be the same for all nodes v (i.e., $q_v = q$), whereas in

our study, we allow q_v to vary across nodes. The state of node v is determined by the state of its activating neighbor and its own parameter q_v .

For a given seed node set $S \subseteq V$, at step $t = 0$, the nodes in S are positively activated, and all other nodes are inactive. At each discrete time step $t \geq 1$, if a node u becomes positive (or negative) at that step, it has a single chance to activate its inactive neighbors $v \in \mathcal{N}_u^{\text{out}}$ at step $t + 1$ with probability p_{uv}^+ (or p_{uv}^-), where p_{uv}^+ (resp. p_{uv}^-) denotes the probability that positive (resp. negative) information is propagated from u to v via the directed edge $(u, v) \in E$. In this study, we assume that the propagation probability is independent of the type of information, i.e., $p_{uv}^+ = p_{uv}^- = p_{uv}$. When an inactive node v is activated by a positive neighbor, it becomes positive with probability q_v and negative with probability $1 - q_v$. On the other hand, when it is activated by a negative neighbor, it becomes negative with probability 1. If an inactive node is activated simultaneously by positive and negative neighbors in the same step, the activation by the negative neighbor takes precedence. Once a node v becomes positive or negative, its state does not change thereafter. The diffusion process terminates when no further activations are possible in the graph G . The state transition process of the IC-N model is schematically illustrated in Fig. 1a.

In our problem setting, the inactive state corresponds to a state in which no information has been shared yet, the positive state corresponds to a state in which users have been deceived by misinformation and are sharing it, and the negative state corresponds to a state in which users have recognized the fallacy of the misinformation and are sharing correct information. The parameter q_v can be interpreted as the misinformation susceptibility of each user v . That is, when a user v receives misinformation (e.g., [Breaking] WHO Director-General announces "5G causes COVID-19." Watch the video here: (Link to a deepfake video)), the higher the susceptibility, the higher the likelihood of being deceived by the misinformation, and conversely, the lower the susceptibility, the higher the likelihood of recognizing the fallacy of the misinformation and adopting correct

information. On the other hand, if user v receives corrective information (e.g., *This is a deepfake. The WHO Director-General never said this.*) before receiving the misinformation, the user must believe the corrective information and will not adopt the original misinformation. In reality, when an individual's ideological motives strongly influence their belief in information, they may reject corrective information even if they receive it and believe misinformation that aligns with their ideology. However, such cases are beyond the scope of the model considered in this study.

3.2 Network Prebunking Problem

In the IC-N model, we define prebunking for a node v as an operation that reduces its misinformation susceptibility prior to the diffusion process, specifically updating q_v to $q'_v = (1 - \varepsilon_v)q_v$, where $\varepsilon_v \in [0, 1]$ represents the individual intervention effect of prebunking on node v . Let $X \subseteq V \setminus S$ be the set of nodes selected for prebunking. For given S and X in a graph G , let $ap^+(v; S, X, G)$ and $ap^-(v; S, X, G)$ be the probability that node v eventually shares misinformation and corrective information, respectively. We define the expected misinformation spread as $\sigma_G^+(S, X) = \sum_{v \in V} ap^+(v; S, X, G)$ which represents the expected number of nodes that share misinformation. Similarly, the expected corrective information spread is defined as $\sigma_G^-(S, X) = \sum_{v \in V} ap^-(v; S, X, G)$. We now consider a combinatorial optimization problem to find the optimal prebunking target set X^* that minimizes the expected misinformation spread $\sigma_G^+(S, X)$, subject to an intervention cost constraint $|X| = k$ ($\leq n$). That is,

$$X^* = \arg \min_{X \subseteq V \setminus S} \sigma_G^+(S, X), \quad \text{s.t. } |X| = k. \quad (1)$$

We call this problem the network prebunking problem. Note that, the total expected spread $\sigma_G(S) = \sigma_G^+(S, X) + \sigma_G^-(S, X)$ is independent of the prebunking set X for a given S . Therefore, this problem can also be formulated as follows:

$$X^* = \arg \max_{X \subseteq V \setminus S} \sigma_G^-(S, X), \quad \text{s.t. } |X| = k. \quad (2)$$

Figure 1 shows a schematic diagram of the network prebunking problem. Without prebunking intervention, misinformation disseminated from seed node s spreads across the network via edges, causing many nodes to share the misinformation. On the other hand, with prebunking intervention on some nodes, the intervened nodes are less likely to be deceived by the misinformation and more likely to share corrective information. As a result, the spread of misinformation across the network can be reduced compared to the case without intervention. The network prebunking problem aims to optimally select intervention targets and minimize the final spread of misinformation when the number of nodes that can be intervened (intervention cost) is given as k .

The network prebunking problem is closely related to both the IMIN and IBM problems. Specifically, when $q_v = \varepsilon_v = 1$ for all nodes $v \in V$, and the propagation probabilities for each edge $(u, v) \in E$ are set as $p_{uv}^+ = p_{uv}$ and $p_{uv}^- = 0$, the network prebunking problem becomes equivalent to the IMIN problem by node blocking. Similarly, under the same assumption $q_v = \varepsilon_v = 1$, the problem corresponds to the IBM problem with node-specific delay parameters. For details, see Appendix C.

3.3 Hardness of Network Prebunking Problem

Here, we prove that the network prebunking problem is NP-hard. To do so, we show that the set cover problem, which is known to be NP-complete, can be reduced to a special case of the network prebunking problem. The set cover problem is defined as follows: Given a universe set $U = \{u_1, \dots, u_n\}$, and a family of subsets $\mathcal{T} = \{T_1, \dots, T_m\}$ such that $U = \bigcup_{T_j \in \mathcal{T}} T_j$, determine whether U can be covered by k ($< m$) subsets.

THEOREM 3.1. *The network prebunking problem is NP-hard.*

PROOF. For an instance $(U, \mathcal{T}) = (\{u_i\}_{i=1}^n, \{T_j\}_{j=1}^m)$ of the set cover problem, construct a directed graph $H = (V_H, E_H)$ consisting of $n + m + 1$ nodes using the following procedure. The node set V_H consists of nodes c_i corresponding to each element u_i of the universe set U , nodes b_j corresponding to each element set T_j of the family of subsets \mathcal{T} , and a dummy node a . For each $j = 1, 2, \dots, m$, we connect dummy node a to b_j with a directed edge (a, b_j) , and connect node b_j to node c_i with a directed edge (b_j, c_i) if $u_i \in T_j$. Furthermore, for any edge $e \in E_H$ in the graph H , set $p_e = 1$, and for any node $v \in V_H$, set $q_v = 1$ and $\varepsilon_v = 1$.

Consider the network prebunking problem defined in Eq. (2) on graph H with seed set $S = \{a\}$. When $X = \emptyset$, all nodes deterministically become positive after the diffusion process. In contrast, if we intervene on a node $v \in V_H \setminus S$, then v and all of its downstream nodes $w \in \mathcal{N}_v^{\text{out}}$ deterministically become negative. Note that, since intervening on a leaf node c_i only affects that node itself; hence to maximize the corrective information spread $\sigma_H^-(S, X)$, optimal intervention targets must be selected from nodes $\{b_1, b_2, \dots, b_m\}$. From the above, solving the set cover problem is equivalent to determining whether there exists a set X such that $\sigma_H^-(S, X) \geq k + n$. Therefore, the network prebunking problem is NP-hard. ■

4 APPROXIMATION ALGORITHM

As mentioned in the previous section, the network prebunking problem is NP-hard. Furthermore, since the calculation of the influence spread function under the IC model in a general graph G is #P-hard [13], the calculation of our objective function $\sigma_G^+(S, X)$ is also #P-hard. This means that it is not possible to evaluate $\sigma_G^+(S, X)$ in polynomial time using a computer. To address this challenge, inspired by the design of CMIA-O [52] for the IBM problem, we propose an approximation algorithm, MIA-NPP, based on the MIA model [13]. The MIA model restricts influence propagation around each node to a local directed tree rooted at that node, called an *arborescence*, thereby significantly improving the efficiency of influence spread estimation.

In the MIA model, for each node v , two types of arborescences are considered: the Maximum Influence In-Arborescence (MIIA) and the Maximum Influence Out-Arborescence (MIOA). To construct MIIA and MIOA, we first define the Maximum Influence Path (MIP) in the graph G . For a path from node u to node v , $P_{uv} = ((u, u_1), (u_1, u_2), \dots, (u_l, v))$, the probability that the influence of node u propagates to node v through a path P_{uv} is given by $pp(P_{uv}) = \prod_{e \in P_{uv}} p_e$. Then, the MIP from u to v is defined as:

$$P_{uv}^* = \arg \max_{P_{uv} \in \mathcal{P}_{uv}} pp(P_{uv}), \quad (3)$$

where \mathcal{P}_{uv} denotes the set of all paths from u to v . If no path exists from u to v , then we define $P_{uv}^* = \emptyset$. The MIP can be efficiently computed by assigning edge weights $w_{uv} = -\log p_{uv}$ to each edge $(u, v) \in E$ and applying Dijkstra's algorithm to find the shortest path from u to v in this weighted graph.

Given an influence threshold θ , the MIIA of a node v , denoted by $MIIA_\theta(v)$, is defined as the subgraph of G induced by the union of MIPs ending at v whose propagation probabilities satisfy $pp(P_{uv}^*) \geq \theta$. Similarly, the MIOA of node v , denoted by $MIOA_\theta(v)$, is defined as the subgraph of G induced by the union of MIPs starting from v that satisfy $pp(P_{vu}^*) \geq \theta$. Intuitively, $MIIA_\theta(v)$ estimates the local influence toward node v from other nodes in the graph, while $MIOA_\theta(v)$ estimates the local influence from node v to others. The influence threshold θ controls the size of the local influence region around a node v .

Following the spirit of the MIA model, we assume that the influence to a node $u \in V \setminus S$ propagates only along the edges in $MIIA_\theta(u)$. For given S and X , let $ap^+(v; S, X, MIIA_\theta(u))$ denote the probability that a node v in $MIIA_\theta(u)$ is in the positive state at the end of the diffusion process. We also denote by $ap_t^+(v; S, X, MIIA_\theta(u))$ the probability that node v is in the positive state at time step t , and by $\pi_t^+(v; S, X, MIIA_\theta(u))$ the probability that node v becomes positive for the first time at time t . Note that, for brevity, we omit full arguments and simply write $ap^+(v)$, $ap_t^+(v)$, and $\pi_t^+(v)$ when the context is clear. Similarly, we define the probabilities $ap^-(v)$, $ap_t^-(v)$, and $\pi_t^-(v)$ for the negative state. The probability that node v becomes either positive or negative for the first time at time t is denoted by $\pi_t(v)$, which satisfies $\pi_t(v) = \pi_t^+(v) + \pi_t^-(v)$. Moreover, assuming that influence propagation within $MIIA_\theta(u)$ terminates at step T , we have $ap^+(u) = ap_T^+(u)$ and $ap^-(u) = ap_T^-(u)$.

In $MIIA_\theta(u)$, a node v becomes positive for the first time at step $t + 1$ if (i) it is inactive (i.e., neither positive nor negative) at time t and (ii) is positively activated by a neighbor that becomes positive at time t . According to the definition of the IC-N model, for a node v to become positive by its neighbors, it must receive only misinformation and no corrective information from its neighbors, and be deceived by it with probability q_v . Therefore, $\pi_{t+1}^+(v)$ is written as

$$\pi_{t+1}^+(v) = q_v \{ (1 - \beta_t(v)) - (1 - \beta_t^-(v)) \} \times (1 - ap_t^+(v))(1 - ap_t^-(v)), \quad (4)$$

where $\beta_t(v) = \prod_{w \in \mathcal{N}_v^{\text{in}}} (1 - \pi_t(w)p_{wv})$ denotes the probability that node v does not receive any information from its neighbors at time $t + 1$, and $\beta_t^-(v) = \prod_{w \in \mathcal{N}_v^{\text{in}}} (1 - \pi_t^-(w)p_{wv})$ denotes the probability that node v does not receive corrective information from its neighbors at time $t + 1$. On the other hand, $\pi_{t+1}^-(v)$ is written as

$$\pi_{t+1}^-(v) = \{ q_v (1 - \beta_t^-(w)) + (1 - q_v) (1 - \beta_t(w)) \} \times (1 - ap_t^+(v))(1 - ap_t^-(v)), \quad (5)$$

since $\pi_{t+1}^-(v) = \pi_{t+1}(v) - \pi_{t+1}^+(v)$. Moreover, it follows from the definition that

$$ap_{t+1}^+(v) = ap_t^+(v) + \pi_{t+1}^+(v), \quad (6)$$

$$ap_{t+1}^-(v) = ap_t^-(v) + \pi_{t+1}^-(v). \quad (7)$$

The initial boundary conditions are defined as follows: for any node $v \in S$, we set $\pi_0^+(v) = ap_0^+(v) = 1$ and $\pi_0^-(v) = ap_0^-(v) = 0$; for any node $v \notin S$, we set $\pi_0^+(v) = \pi_0^-(v) = ap_0^+(v) = ap_0^-(v) = 0$. Based on the recurrence equations (4)–(7) and the boundary conditions described above, the probability $ap^+(v; S, X, MIIA_\theta(u))$ can be computed recursively via dynamic programming as outlined in Algorithm 1. For notational simplicity, the pseudocode refers to the node set of $MIIA_\theta(u)$ simply as $MIIA_\theta(u)$, omitting the explicit notation $V(MIIA_\theta(u))$ (the same convention applies to $MIOA_\theta(u)$).

In Algorithm 1, Z_t denotes the set of nodes that may potentially receive information at step t from nodes in Z_{t-1} . The function $\text{child}(w)$ returns the child of node w in $MIIA_\theta(u)$, if one exists; by definition, each node has at most one child in $MIIA_\theta(u)$. Given a set X , we define the post-intervened susceptibility q_v^X as

$$q_v^X = \begin{cases} (1 - \varepsilon_v)q_v, & \text{if } v \in X, \\ q_v, & \text{otherwise.} \end{cases} \quad (8)$$

The auxiliary variable $\beta_{\text{tmp}}(v)$ stores the probability that node v remains inactive (i.e., neither positively nor negatively activated) at step t , while $\beta_{\text{tmp}}^-(v)$ stores the probability that node v is not negatively activated at step t . These values are used to compute the activation probabilities $\pi_{t+1}^+(v)$ and $\pi_{t+1}^-(v)$. In the main loop, computing $ap_t^+(u)$ requires at most one traversal of the path from seed nodes to u in $MIIA_\theta(u)$, and since each edge activation attempt takes constant time, the overall time complexity of Algorithm 1 is $O(n_\theta)$, where n_θ is the maximum size of $MIIA_\theta(u)$ or $MIOA_\theta(u)$ across all $u \in V$.

By using the positive activation probability $ap^+(v; S, X, MIIA_\theta(v))$, we can design an approximation algorithm, MIA-NPP, for selecting prebunking targets. The influence of adding node w to X on the value $ap^+(v; X) = ap^+(v; S, X, MIIA_\theta(v))$ for node v from node w is calculated as

$$\Delta(w, v, X) = |ap^+(v; X) - ap^+(v; X \cup \{w\})|. \quad (9)$$

Thus, by summing this quantity over all v , we can estimate the influence of node w on the positive activation probabilities of other nodes. MIA-NPP selects prebunking nodes by iteratively adding the node w that maximizes $\Delta(w, X) = \sum_v \Delta(w, v, X)$ to the current set X . A key advantage of the MIA model is that, when a node u is newly added to X , it suffices to update $\Delta(w, X)$ only for nodes $v \in MIOA_\theta(u)$ potentially influenced by u , and for nodes $w \in MIIA_\theta(v)$ that may influence those v . This update is carried out by subtracting the previous value of $\Delta(w, v, X)$ (before adding u) from $\Delta(w, X)$ and then adding the new value after u is included. This localized update strategy significantly reduces computation time compared to recomputing $ap^+(v; S, X, MIIA_\theta(v))$ for all v in each iteration. The complete pseudocode for MIA-NPP is presented in Algorithm 2.

Complexity analysis of MIA-NPP. Let $n = |V|$ and $n_s = |S|$. We define n_θ and t_θ as the maximum size and the maximum construction time of any $MIOA_\theta(u)$ or $MIIA_\theta(u)$, respectively. Since the construction time is linear in the size, it holds that $n_\theta = O(t_\theta)$. The candidate set U for prebunking targets has size $O(n_s n_\theta)$. As previously discussed, the time complexity of computing $ap^+(u, S, X, MIIA_\theta(u))$ using Algorithm 1 is $O(n_\theta)$. A max-heap is employed to store

Algorithm 1: $ap^+(u; S, X, MIIA_\theta(u))$

```
1 set  $Z_0 = S \cap MIIA_\theta(u)$ ,  $Z_t = \emptyset$  for  $t \geq 2$ 
2 initialize  $\pi_0^+(v)$ ,  $\pi_0^-(v)$ ,  $ap_0^+(v)$ ,  $ap_0^-(v)$  for all  $v \in MIIA_\theta(u)$ 
   according to boundary conditions
3 set  $t = 0$ 
4 while  $Z_t \neq \emptyset$  do
5   set  $\beta_{tmp}(v) = \beta_{tmp}^-(v) = 1$  for all  $v \in MIIA_\theta(u) \setminus S$ 
6   for  $w \in Z_t$  do
7      $v = \text{child}(w)$ 
8      $Z_{t+1} \leftarrow Z_{t+1} \cup \{v\}$ 
9      $\beta_{tmp}(v) \leftarrow \beta_{tmp}(v) \times (1 - (\pi_t^+(w) + \pi_t^-(w))p_{wv})$ 
10     $\beta_{tmp}^-(v) \leftarrow \beta_{tmp}^-(v) \times (1 - \pi_t^-(w)p_{wv})$ 
11   for  $v \in Z_{t+1}$  do
12      $\pi_{t+1}^+(v) = q_v^X \left\{ (1 - \beta_{tmp}(v)) - (1 - \beta_{tmp}^-(v)) \right\} (1 -$ 
        $ap_t^+(v))(1 - ap_t^-(v))$ 
13      $\pi_{t+1}^-(v) =$ 
        $\left\{ q_v^X (1 - \beta_{tmp}^-(v)) + (1 - q_v^X) (1 - \beta_{tmp}(v)) \right\} (1 -$ 
        $ap_t^+(v))(1 - ap_t^-(v))$ 
14      $ap_{t+1}^+(v) = ap_t^+(v) + \pi_{t+1}^+(v)$ 
15      $ap_{t+1}^-(v) = ap_t^-(v) + \pi_{t+1}^-(v)$ 
16    $t \leftarrow t + 1$ 
17 return  $ap_t^+(u)$ 
```

$\Delta(v)$ values, which can be initialized in $O(n)$ time. Therefore, the time complexity of lines 6–12 is $O(n_s n_\theta (t_\theta + n_\theta (n_\theta + n)))$, which simplifies to $O(n_s t_\theta^2 (t_\theta + n))$. In the main loop, selecting a new prebunking node from the max-heap requires $O(1)$ time, and updating each $\Delta(w)$ incurs $O(\log n)$ time. Thus, the total complexity of the main loop is $O(k(t_\theta + n_\theta^2 (n_\theta + \log n)))$, simplifying to $O(kt_\theta^2 (t_\theta + \log n))$. Accordingly, the time complexity of MIA-NPP is $O(n_s t_\theta^2 (t_\theta + n) + kt_\theta^2 (t_\theta + \log n))$.

For space complexity, the algorithm maintains the candidate set U , the values $ap^+(u, S, X, MIIA_\theta(u))$ for each $u \in U$ and $v \in MIIA_\theta(u)$, the $MIIA_\theta(u)$ subgraph for each $u \in U$, and $\Delta(v)$ for each $v \in V \setminus S$. Thus, the overall space complexity is $O(n_s n_\theta^2 + n)$.

5 NUMERICAL EXPERIMENTS

In this section, we conduct numerical experiments on real-world network datasets to address the following research questions: **RQ1**: How effective is MIA-NPP in suppressing the spread of misinformation compared to simple heuristics and approximation algorithms for related problems? **RQ2**: Does MIA-NPP remain effective when the misinformation susceptibility q_θ and the individual intervention effect ε_v of each node are uncertain?

We implemented all algorithms in Python 3.10 and ran the experiments on a MacBook Pro (Apple M1 Max, 64GB RAM, macOS Sonoma 14.4.1) without using GPU acceleration or parallelization. All data and code used in our experiments are publicly available¹.

¹<https://github.com/s-furutani/network-prebunking-problem>

Algorithm 2: $MIA\text{-}NPP(G, S, k, \theta)$

```
1 set  $X = \emptyset$ ,  $U = \emptyset$ 
2 set  $\Delta(v) = 0$  for  $v \in V \setminus S$ 
3 for  $s \in S$  do
4   construct  $MIOA_\theta(s)$ 
5    $U \leftarrow U \cup MIOA_\theta(s) \setminus \{s\}$ 
6 for  $u \in U$  do
7   construct  $MIIA_\theta(u)$ 
8   compute  $ap^+(u; S, X, MIIA_\theta(u))$ 
9   for  $v \in MIIA_\theta(u)$  do
10    compute  $ap^+(u; S, X \cup \{v\}, MIIA_\theta(u))$ 
11     $\Delta(v, u, X) = |ap^+(u; S, X, MIIA_\theta(u)) - ap^+(u; S, X \cup$ 
       $\{v\}, MIIA_\theta(u))|$ 
12     $\Delta(v) \leftarrow \Delta(v) + \Delta(v, u, X)$ 
13 for  $i = 1, 2, \dots, k$  do
14    $u = \arg \max_{v \in U} \Delta(v)$ 
15   construct  $MIOA_\theta(u)$ 
16   for  $v \in MIOA_\theta(u) \cap U$  do
17     for  $w \in MIIA_\theta(v)$  do
18       compute  $ap^+(v; S, X \cup \{w\}, MIIA_\theta(v))$ 
19        $\Delta(w, v, X) = |ap^+(v; S, X, MIIA_\theta(v)) -$ 
          $ap^+(v; S, X \cup \{w\}, MIIA_\theta(v))|$ 
20        $\Delta(w) \leftarrow \Delta(w) + \Delta(w, v, X)$ 
21    $X \leftarrow X \cup \{u\}$ 
22    $U \leftarrow U \setminus \{u\}$ 
23   for  $v \in MIOA_\theta(u) \cap U$  do
24     compute  $ap^+(v; S, X, MIIA_\theta(v))$ 
25     for  $w \in MIIA_\theta(v)$  do
26       compute  $ap^+(v; S, X \cup \{w\}, MIIA_\theta(v))$ 
27        $\Delta(w, v, X) = |ap^+(v; S, X, MIIA_\theta(v)) -$ 
          $ap^+(v; S, X \cup \{w\}, MIIA_\theta(v))|$ 
28        $\Delta(w) \leftarrow \Delta(w) + \Delta(w, v, X)$ 
29 return  $X$ 
```

5.1 Datasets

In this experiment, we utilize the UPFD dataset [17] to construct a social network in which each node has the susceptibility parameter. UPFD is a derived dataset built on top of FakeNewsNet [41], containing news diffusion networks along with veracity labels (true or false) for news articles, annotated by PolitiFact or GossipCop. Each diffusion network consists of a root node representing a news article and user nodes representing Twitter users who shared the article. Edges in the network capture the propagation paths of the news: edges between the root node and user nodes represent direct retweets of the article, while edges between user nodes indicate that one user retweeted the news from another user. There are $D = 314$ diffusion networks from PolitiFact (157 labeled as fake) and $D = 5,464$ from GossipCop (2,732 labeled as fake). To construct a unified diffusion network, we merge the edge sets of all individual networks and treat all root nodes (i.e., news articles) as a single node. We refer to the resulting networks as the PolitiFact network and

the GossipCop network, respectively. The PolitiFact network contains 30,813 nodes and 33,488 edges, while the GossipCop network consists of 75,915 nodes and 85,308 edges.

5.2 Baselines

Since no existing algorithm is to solve the network prebunking problem, we compare our proposed algorithm, MIA-NPP, with the following simple heuristics and approximation algorithms for related problems:

- **Random**: selects k nodes uniformly at random.
- **Gullible**: selects the k nodes with the highest misinformation susceptibility q_v .
- **Degree**: selects the k nodes with the highest out-degree.
- **Distance**: selects the k nodes closest to the seed nodes in terms of shortest path distance, where edge weights are defined as $w_{uv} = -\log p_{uv}$.
- **AdvancedGreedy** [53]: is an approximation algorithm for the influence minimization problem under the IC model, based on graph sampling and dominator trees. The nodes selected as blocking nodes by AdvancedGreedy are used as prebunking targets.
- **CMIA-O** [52]: is an approximation algorithm for the influence blocking maximization problem under the COICM model. The seed nodes selected for spreading corrective information by CMIA-O are used as prebunking targets.

5.3 Parameter Settings

In this experiment, we set the propagation probability p_{uv} of each edge (u, v) to be proportional to the number of news items shared by user v , denoted n_v^{share} , as $p_{uv} = c \cdot n_v^{\text{share}} / D$. Here, D is the total number of news items, and the proportionality constant c is set to $c = 30$ based on preliminary simulations, such that approximately 10% nodes of the network is activated on average when the information propagates from the root node under the IC-N model. The susceptibility q_v for each node v is computed as $q_v = (n_v^{\text{fake}} + 1) / (n_v^{\text{share}} + 2)$, where n_v^{fake} is the number of fake news items shared by the user. Note that since most users share only one news item, we apply additive smoothing to avoid extreme values of q_v . Without smoothing (i.e., using the raw ratio $q_v = n_v^{\text{fake}} / n_v^{\text{share}}$), the resulting values of q_v will be either 0 or 1 for many users. The individual intervention effect ε_v for each node v is sampled from a truncated normal distribution $\mathcal{N}_{[0,1]}(0.5, 0.1)$, with mean $\mu_\varepsilon = 0.5$ and variance $\sigma_\varepsilon^2 = 0.1$. The seed set S consists only of the root node r , i.e., $S = \{r\}$.

For AdvancedGreedy, we set the number of sampled graphs to $\rho = 100$. For both CMIA-O and MIA-NPP, the influence threshold parameter for constructing MIIA and MIOA structures is set to $\theta = 0.001$. For MIA-NPP, we confirmed that the choice of θ has minimal impact on performance, while larger values of θ reduce execution time (see Appendix A).

5.4 Results

MIA-NPP utilizes information on each node’s susceptibility q_v and individual intervention effect ε_v to select prebunking targets. In this section, we evaluate the effectiveness of MIA-NPP under two

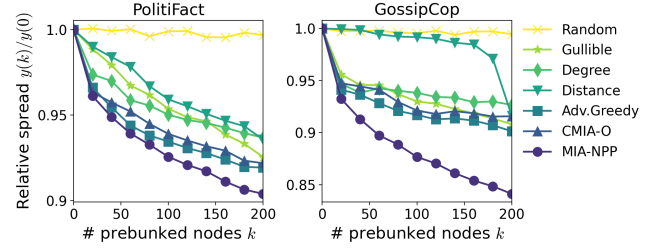


Figure 2: Misinformation suppression effects of each algorithm on the PolitiFact and GossipCop networks.

conditions: when q_v and ε_v are fully observable (Section 5.4.1), and when they are uncertain (Section 5.4.2).

To assess the effectiveness of each algorithm in suppressing the spread of misinformation, we conducted 1000 diffusion simulations per algorithm, applying interventions to $k \in \{0, 20, 40, \dots, 200\}$ nodes selected by each algorithm. We computed the relative spread $y(k)/y(0)$, where $y(k)$ is the number of nodes who eventually shared misinformation averaged over 1000 runs with an intervention of k nodes. This metric indicates the remaining extent of misinformation relative to the no-intervention case ($k = 0$); a smaller value implies more effective suppression of misinformation.

5.4.1 Evaluation under perfect observations (RQ1). First, we evaluate the effectiveness of MIA-NPP in the case where q_v and ε_v for each node are fully available for target selection. Figure 2 shows the misinformation suppression effect of each algorithm on the PolitiFact and GossipCop networks. As shown, the Random baseline fails to suppress misinformation, indicating that randomly selecting prebunking targets is insufficient. The Gullible, which utilize the node’s susceptibility, and the Degree and the Distance, which refer to the network structure, can suppress misinformation compared to the Random, but the suppression effect is relatively small. The approximation algorithms for related problems, AdvancedGreedy and CMIA-O, perform slightly better than the simple heuristics on the PolitiFact network, but show almost no advantage on the GossipCop network. In contrast, the MIA-NPP consistently achieves superior suppression effect across both networks, demonstrating its effectiveness in identifying critical targets for prebunking. Similar trends were observed in other social network datasets as well (see Appendix B).

To investigate the trends of selected prebunking targets, we visualized the first 100 prebunking targets selected by each algorithm in a two-dimensional plane of the propagation probability $pp(P_{rv}^*)$ from root node r and the misinformation susceptibility q_v in the GossipCop network (Fig. 3). From this figure, it can be seen that MIA-NPP prioritizes nodes that are both likely to receive misinformation from the root node and highly susceptible to misinformation as prebunking targets.

5.4.2 Evaluation under uncertain observations (RQ2). In Section 5.4.1, we assumed that the true values of q_v and ε_v were fully observable when selecting prebunking targets using MIA-NPP. However, in real-world settings, it is rare to observe the true susceptibility of users with perfect accuracy, and such measurements often involve

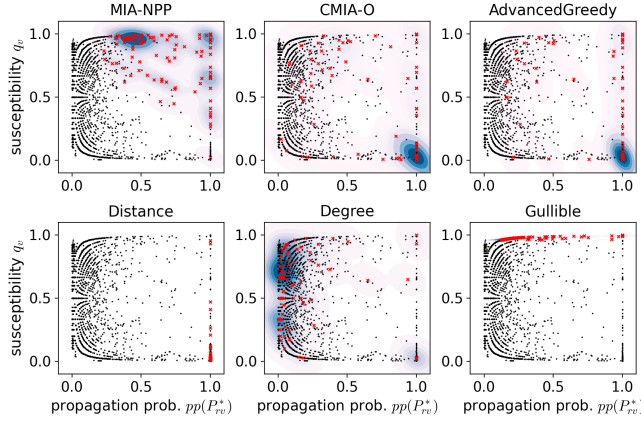


Figure 3: Visualizations of the first 100 prebunking targets selected by each algorithm on the GossipCop network, plotted on a 2D plane of $pp(P_{rv}^*)$ and q_v . Nodes are shown as black dots, with selected targets marked as red Xs.

noise. Moreover, it is generally extremely difficult to estimate the individual intervention effect for each user. Therefore, in this section, we evaluate the extent to which MIA-NPP remains effective under conditions where these parameters are uncertain.

To model uncertainty, we assume that the observed susceptibility q_v^{obs} includes observational noise $\delta \sim \mathcal{N}(0, \sigma_\delta^2)$; that is, $q_v^{\text{obs}} = q_v + \delta$. Additionally, we assume that the individual intervention effect ε_v for each node is not directly observable, and instead only the average intervention effect is available; that is, $\varepsilon_v^{\text{obs}} = \langle \varepsilon \rangle = 0.5$ for all $v \in V$. Under this setting, we evaluate the effectiveness of MIA-NPP in suppressing misinformation while varying the noise variance $\sigma_\delta^2 \in \{0.0, 0.1, 0.5, 1.0\}$.

The evaluation results are shown in Fig. 4. As expected, the misinformation suppression effect of MIA-NPP decreases as the observational noise increases. However, when the observational noise is sufficiently small, MIA-NPP still maintains a higher suppression effect than AdvancedGreedy (yellow dashed line), which achieves second-best performance in Fig. 2. In addition, the results for $\sigma_\delta^2 = 0.0$ are almost identical to those of MIA-NPP (red dashed line) under perfect observation. This suggests that even if only the average intervention effect $\langle \varepsilon \rangle$ is available instead of the individual intervention effect ε_v in the selection of prebunking targets, it has little effect on the suppression performance of MIA-NPP.

6 CONCLUSION

In this study, we formulated a combinatorial optimization problem, called the network prebunking problem, to find the optimal set of prebunking targets that minimizes the spread of misinformation in a social network under an information diffusion model in which users who receive misinformation choose their actions probabilistically according to their susceptibility to misinformation. We proved that this problem is NP-hard and proposed an approximation algorithm called MIA-NPP for selecting optimal prebunking targets by restricting the influence propagation to/from each node to a

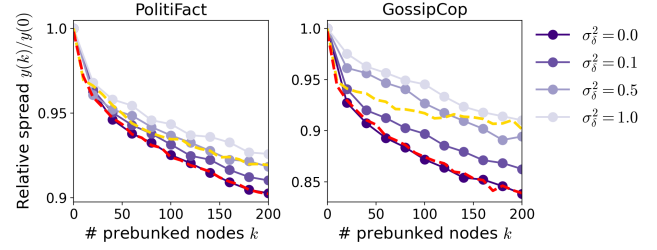


Figure 4: Misinformation suppression effects of MIA-NPP under uncertain observations on the PolitiFact and GossipCop networks. Red and yellow dashed lines respectively indicate the results of MIA-NPP and AdvancedGreedy under perfect observations, for comparison.

local directed tree. Furthermore, numerical experiments using real-world network datasets evaluated the effectiveness of MIA-NPP in both cases where misinformation susceptibility and individual intervention effects were fully observable and where they were only partially observable. The results revealed that MIA-NPP can effectively suppress the spread of misinformation compared to simple heuristics based on user characteristics or network structure, as well as approximation algorithms for related problems.

Importantly, our work is the first to systematically investigate prebunking as an alternative to conventional intervention strategies for mitigating the spread of misinformation in social networks, such as blocking and clarification. Although prebunking may have a relatively modest suppression effect because it does not prohibit intervened users from sharing misinformation (see Appendix D), it offers clear advantages in terms of ethical acceptability and implementation feasibility. Our results suggest that even under limited observability and intervention resources, strategically designed prebunking can serve as a robust and realistic approach to counter misinformation.

Future directions of this work include formalizing and solving the network prebunking problem under a more comprehensive diffusion model that accounts for user repulsion to corrective information, as well as under the realistic setting where the seed nodes of misinformation are unknown.

REFERENCES

- [1] Niloofar Arazkhani, Mohammad Reza Meybodi, and Alireza Rezvanian. 2019. Influence blocking maximization in social network using centrality measures. In *2019 5th Conference on Knowledge Based Engineering and Innovation (KBEI)*. IEEE, 492–497.
- [2] Dipto Barman. 2025. Rethinking Misinformation Mitigation: The Case for Personalized Digital Interventions. *ACM SIGWEB Newsletter* 2025, Winter (2025), 1–7.
- [3] Dipto Barman, Kevin Koidl, Sylvia Magdalena Leiter, Oisín Carroll, Alexander Nussbaumer, Brendan Spillane, Owen Conlan, and Gary Munnely. 2024. A Personalised Adaptive Intervention Framework to Tackle Misinformation and Disinformation on Social Media. In *2024 11th International Conference on Social Networks Analysis, Management and Security (SNAMS)*. IEEE, 58–65.
- [4] Melisa Basol, Jon Roozenbeek, Manon Berriche, Fatih Uenal, William P McClanahan, and Sander Van der Linden. 2021. Towards psychological herd immunity: Cross-cultural evidence for two prebunking interventions against COVID-19 misinformation. *Big Data & Society* 8, 1 (2021), 20539517211013868.
- [5] Melisa Basol, Jon Roozenbeek, and Sander Van der Linden. 2020. Good news about bad news: Gamified inoculation boosts confidence and cognitive immunity against fake news. *Journal of cognition* 3, 1 (2020), 2.
- [6] Yigit Ege Bayiz and Ufuk Topcu. 2023. Prebunking Design as a Defense Mechanism Against Misinformation Propagation on Social Networks. *arXiv preprint arXiv:2311.14200* (2023).
- [7] Ceren Budak, Divyakant Agrawal, and Amr El Abbadi. 2011. Limiting the spread of misinformation in social networks. In *Proceedings of the 20th international conference on World wide web*. 665–674.
- [8] Georgia Capewell, Rakoen Maertens, Miriam Remshard, Sander Van Der Linden, Josh Compton, Stephan Lewandowsky, and Jon Roozenbeek. 2024. Misinformation interventions decay rapidly without an immediate posttest. *Journal of Applied Social Psychology* 54, 8 (2024), 441–454.
- [9] Man-pui Sally Chan, Christopher R Jones, Kathleen Hall Jamieson, and Dolores Albarracín. 2017. Debunking: A meta-analysis of the psychological efficacy of messages countering misinformation. *Psychological Science* 28, 11 (2017), 1531–1546.
- [10] Bo-Lun Chen, Wen-Xin Jiang, Yi-Xin Chen, Ling Chen, Rui-Jie Wang, Shuai Han, Jian-Hong Lin, and Yi-Cheng Zhang. 2022. Influence blocking maximization on networks: Models, methods and applications. *Physics Reports* 976 (2022), 1–54.
- [11] Wei Chen, Alex Collins, Rachel Cummings, Te Ke, Zhenming Liu, David Rincon, Xiaorui Sun, Yajun Wang, Wei Wei, and Yifei Yuan. 2011. Influence maximization in social networks when negative opinions may emerge and propagate. In *Proceedings of the 2011 SIAM International Conference on Data Mining*. SIAM, 379–390.
- [12] Wenjie Chen, Shengcai Liu, Yew-Soon Ong, and Ke Tang. 2023. Neural influence estimator: Towards real-time solutions to influence blocking maximization. *arXiv preprint arXiv:2308.14012* (2023).
- [13] Wei Chen, Chi Wang, and Yajun Wang. 2010. Scalable influence maximization for prevalent viral marketing in large-scale social networks. In *Proceedings of the 16th ACM SIGKDD International Conference on Knowledge Discovery and Data Mining*. ACM, 1029–1038.
- [14] Wei Chen, Yifei Yuan, and Li Zhang. 2010. Scalable influence maximization in social networks under the linear threshold model. In *2010 IEEE International Conference on Data Mining*. IEEE, 88–97.
- [15] Josh Compton, Sander Van Der Linden, John Cook, and Melisa Basol. 2021. Inoculation theory in the post-truth era: Extant findings and new frontiers for contested science, misinformation, and conspiracy theories. *Social and Personality Psychology Compass* 15, 6 (2021), e12602.
- [16] John Cook, Stephan Lewandowsky, and Ullrich KH Ecker. 2017. Neutralizing misinformation through inoculation: Exposing misleading argumentation techniques reduces their influence. *PLoS one* 12, 5 (2017), e0175799.
- [17] Yingdong Dou, Kai Shu, Gongying Xia, Philip S. Yu, and Lichao Sun. 2021. User Preference-aware Fake News Detection. In *Proceedings of the 44th International ACM SIGIR Conference on Research and Development in Information Retrieval*.
- [18] Lidian Fan, Zaixin Lu, Weili Wu, Bhavani Thuraisingham, Huan Ma, and Yuanjun Bi. 2013. Least cost rumor blocking in social networks. In *2013 IEEE 33rd International Conference on Distributed Computing Systems*. IEEE, 540–549.
- [19] T Harjani, J Roozenbeek, M Biddlestone, S van der Linden, A Stuart, M Iwahara, B Piri, R Xu, B Goldberg, and M Graham. 2022. A practical guide to prebunking misinformation. https://prebunking.withgoogle.com/docs/A_Practical_Guide_to_Prebunking_Misinformation.pdf Accessed: July 27, 2025.
- [20] Xinran He, Guojie Song, Wei Chen, and Qingye Jiang. 2012. Influence blocking maximization in social networks under the competitive linear threshold model. In *Proceedings of the 2012 SIAM International Conference on Data Mining*. SIAM, 463–474.
- [21] Adil Imad Eddine Hosni, Kan Li, and Sadique Ahmad. 2019. DARIM: Dynamic approach for rumor influence minimization in online social networks. In *International Conference on Neural Information Processing*. Springer, 619–630.
- [22] David Kempe, Jon Kleinberg, and Éva Tardos. 2003. Maximizing the spread of influence through a social network. In *Proceedings of the ninth ACM SIGKDD international conference on Knowledge discovery and data mining*. 137–146.
- [23] Elias Khalil, Bistra Dilkina, and Le Song. 2013. Cuttingedge: Influence minimization in networks. In *Proceedings of Workshop on Frontiers of Network Analysis: Methods, Models, and Applications at NIPS*. 1–13.
- [24] Masahiro Kimura, Kazumi Saito, and Hiroshi Motoda. 2008. Solving the contamination minimization problem on networks for the linear threshold model. In *Pacific rim international conference on artificial intelligence*. Springer, 977–984.
- [25] Masahiro Kimura, Kazumi Saito, and Hiroshi Motoda. 2009. Blocking links to minimize contamination spread in a social network. *ACM Transactions on Knowledge Discovery from Data (TKDD)* 3, 2 (2009), 1–23.
- [26] Anastasia Kozyreva, Philipp Lorenz-Spreen, Stefan M Herzog, Ullrich KH Ecker, Stephan Lewandowsky, Ralph Hertwig, Ayesha Ali, Joe Bak-Coleman, Sarit Barzilai, Melisa Basol, et al. 2024. Toolbox of individual-level interventions against online misinformation. *Nature Human Behaviour* 8, 6 (2024), 1044–1052.
- [27] Stephan Lewandowsky, Ullrich KH Ecker, Colleen M Seifert, Norbert Schwarz, and John Cook. 2012. Misinformation and its correction: Continued influence and successful debiasing. *Psychological science in the public interest* 13, 3 (2012), 106–131.
- [28] Stephan Lewandowsky and Sander Van Der Linden. 2021. Countering misinformation and fake news through inoculation and prebunking. *European Review of Social Psychology* 32, 2 (2021), 348–384.
- [29] Jiaguo Lv, Bin Yang, Zhen Yang, and Wei Zhang. 2019. A community-based algorithm for influence blocking maximization in social networks. *Cluster Computing* 22 (2019), 5587–5602.
- [30] Rakoen Maertens, Jon Roozenbeek, Melisa Basol, and Sander van der Linden. 2021. Long-term effectiveness of inoculation against misinformation: Three longitudinal experiments. *Journal of Experimental Psychology: Applied* 27, 1 (2021), 1.
- [31] Cameron Martel and David G Rand. 2024. Fact-checker warning labels are effective even for those who distrust fact-checkers. *Nature Human Behaviour* 8, 10 (2024), 1957–1967.
- [32] William J McGuire and Demetrios Papageorgis. 1961. The relative efficacy of various types of prior belief-defense in producing immunity against persuasion. *The Journal of Abnormal and Social Psychology* 62, 2 (1961), 327.
- [33] Jessica Paynter, Sarah Luskin-Saxby, Deb Keen, Kathryn Fordyce, Grace Frost, Christine Imms, Scott Miller, David Trembath, Madonna Tucker, and Ullrich Ecker. 2019. Evaluation of a template for countering misinformation—Real-world Autism treatment myth debunking. *PLoS one* 14, 1 (2019), e0210746.
- [34] Jon Roozenbeek, Cecilie S Traberg, and Sander van der Linden. 2022. Technique-based inoculation against real-world misinformation. *Royal Society open science* 9, 5 (2022), 211719.
- [35] Jon Roozenbeek and Sander Van Der Linden. 2019. The fake news game: actively inoculating against the risk of misinformation. *Journal of risk research* 22, 5 (2019), 570–580.
- [36] Jon Roozenbeek and Sander Van der Linden. 2019. Fake news game confers psychological resistance against online misinformation. *Palgrave Communications* 5, 1 (2019), 1–10.
- [37] Jon Roozenbeek and Sander van der Linden. 2020. Breaking Harmony Square: A game that “inoculates” against political misinformation. (2020).
- [38] Jon Roozenbeek, Sander Van Der Linden, Beth Goldberg, Steve Rathje, and Stephan Lewandowsky. 2022. Psychological inoculation improves resilience against misinformation on social media. *Science advances* 8, 34 (2022), eabo6254.
- [39] Jon Roozenbeek, Sander Van Der Linden, and Thomas Nygren. 2020. Prebunking interventions based on “inoculation” theory can reduce susceptibility to misinformation across cultures. *Harvard Kennedy School (HKS) Misinformation Review* (2020).
- [40] Mohammed Saeed, Nicolas Traub, Maelle Nicolas, Gianluca Demartini, and Paolo Papotti. 2022. Crowdsourced fact-checking at Twitter: How does the crowd compare with experts?. In *Proceedings of the 31st ACM international conference on information & knowledge management*. 1736–1746.
- [41] Kai Shu, Deepak Mahudeswaran, Suhang Wang, Dongwon Lee, and Huan Liu. 2018. FakeNewsNet: A Data Repository with News Content, Social Context and Dynamic Information for Studying Fake News on Social Media. *arXiv preprint arXiv:1809.01286* (2018).
- [42] Philip Smith, Maansi Bansal-Travers, Richard O’Connor, Anthony Brown, Chris Banthin, Sara Guardino-Colket, and K Michael Cummings. 2011. Correcting over 50 years of tobacco industry misinformation. *American journal of Preventive Medicine* 40, 6 (2011), 690–698.
- [43] Li Qian Tay, Mark J Hurlstone, Tim Kurz, and Ullrich KH Ecker. 2022. A comparison of prebunking and debunking interventions for implied versus explicit misinformation. *British Journal of Psychology* 113, 3 (2022), 591–607.
- [44] Guangmo Tong. 2020. StratLearner: Learning a strategy for misinformation prevention in social networks. *Advances in Neural Information Processing Systems* 33 (2020), 15546–15555.
- [45] Cecilie S Traberg, Jon Roozenbeek, and Sander Van Der Linden. 2022. Psychological inoculation against misinformation: Current evidence and future directions.

- The ANNALS of the American Academy of Political and Social Science 700, 1 (2022), 136–151.
- [46] Sander Van der Linden, Anthony Leiserowitz, Seth Rosenthal, and Edward Maibach. 2017. Inoculating the public against misinformation about climate change. *Global Challenges* 1, 2 (2017), 1600008.
- [47] Nathan Walter and Sheila T Murphy. 2018. How to unring the bell: A meta-analytic approach to correction of misinformation. *Communication Monographs* 85, 3 (2018), 423–441.
- [48] Biao Wang, Ge Chen, Luoyi Fu, Li Song, and Xinbing Wang. 2017. Drimux: Dynamic rumor influence minimization with user experience in social networks. *IEEE Transactions on Knowledge and Data Engineering* 29, 10 (2017), 2168–2181.
- [49] Senzhang Wang, Xiaojian Zhao, Yan Chen, Zhoujun Li, Kai Zhang, and Jiali Xia. 2013. Negative influence minimizing by blocking nodes in social networks. In *Proceedings of the 17th AAAI Conference on Late-Breaking Developments in the Field of Artificial Intelligence*, 134–136.
- [50] Sheng Wen, Jiaojiao Jiang, Yang Xiang, Shui Yu, Wanlei Zhou, and Weijia Jia. 2014. To shut them up or to clarify: Restraining the spread of rumors in online social networks. *IEEE Transactions on Parallel and Distributed Systems* 25, 12 (2014), 3306–3316.
- [51] Stefan Wojcik, Sophie Hilgard, Nick Judd, Delia Mocanu, Stephen Ragain, MB Hunzaker, Keith Coleman, and Jay Baxter. 2022. Birdwatch: Crowd wisdom and bridging algorithms can inform understanding and reduce the spread of misinformation. *arXiv preprint arXiv:2210.15723* (2022).
- [52] Peng Wu and Li Pan. 2017. Scalable influence blocking maximization in social networks under competitive independent cascade models. *Computer Networks* 123 (2017), 38–50.
- [53] Jiadong Xie, Fan Zhang, Kai Wang, Xuemin Lin, and Wenjie Zhang. 2023. Minimizing the influence of misinformation via vertex blocking. In *2023 IEEE 39th International Conference on Data Engineering (ICDE)*. IEEE, 789–801.
- [54] Ruidong Yan, Deying Li, Weili Wu, Ding-Zhu Du, and Yongcai Wang. 2019. Minimizing influence of rumors by blockers on social networks: algorithms and analysis. *IEEE Transactions on Network Science and Engineering* 7, 3 (2019), 1067–1078.
- [55] Qipeng Yao, Ruisheng Shi, Chuan Zhou, Peng Wang, and Li Guo. 2015. Topic-aware social influence minimization. In *Proceedings of the 24th International Conference on World Wide Web*. 139–140.
- [56] Qipeng Yao, Chuan Zhou, Linbo Xiang, Yanan Cao, and Li Guo. 2014. Minimizing the negative influence by blocking links in social networks. In *International conference on trustworthy computing and services*. Springer, 65–73.
- [57] Hamza Yousuf, Sander van der Linden, Luke Bredius, GA Ted van Essen, Govert Sweep, Zohar Preminger, Eric van Gorp, Erik Scherder, Jagat Narula, and Leonard Hofstra. 2021. A media intervention applying debunking versus non-debunking content to combat vaccine misinformation in elderly in the Netherlands: A digital randomised trial. *EClinicalMedicine* 35 (2021).
- [58] Ahmad Zareie and Rizos Sakellariou. 2021. Minimizing the spread of misinformation in online social networks: A survey. *Journal of Network and Computer Applications* 186 (2021), 103094.
- [59] Fabiana Zollo, Alessandro Bessi, Michela Del Vicario, Antonio Scala, Guido Caldarelli, Louis Shekhtman, Shlomo Havlin, and Walter Quattrociocchi. 2017. Debunking in a world of tribes. *PloS one* 12, 7 (2017), e0181821.

A SENSITIVITY AND EXECUTION TIME FOR INFLUENCE THRESHOLD θ

In this section, we analyze the sensitivity of misinformation suppression effect of MIA-NPP and the execution time with respect to the influence threshold parameter θ . Under the same experimental conditions as in Section 5.4.1, we vary θ among $\{0.1, 0.01, 0.001, 0.0001\}$ and report the resulting suppression effect and execution time in Fig. 5 and Fig. 6, respectively. As shown in Fig. 5, the value of θ has almost no effect on the suppression effect of MIA-NPP. This indicates that the set of intervention targets selected by MIA-NPP remains largely unchanged even when θ is decreased. This can be intuitively understood as follows. The parameter θ determines how broadly the candidate set $U = U_\theta$ for intervention targets is considered. When the threshold is reduced from θ_1 to a smaller value θ_2 (i.e., $\theta_2 < \theta_1$), the candidate set U_{θ_2} expands, but the newly added nodes $v \in U_{\theta_2} \setminus U_{\theta_1}$ typically have very low probabilities of being reached from any seed node s via their maximum influence paths

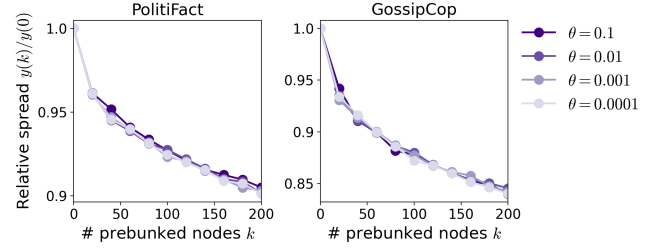


Figure 5: Misinformation suppression effects of MIA-NPP with $\theta \in \{0.1, 0.01, 0.001, 0.0001\}$ on the PolitiFact and GossipCop networks.

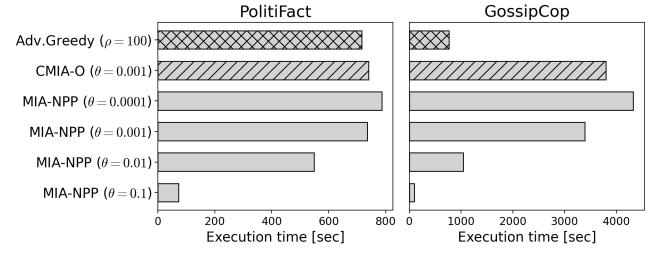


Figure 6: Execution time of MIA-NPP for different θ .

P_{sv}^* (i.e., $p_{su} \leq \theta_1$). Therefore, MIA-NPP is also unlikely to select such nodes as intervention targets.

Moreover, Fig. 6 shows that the execution time of MIA-NPP decreases as the value of θ increases. This is because computing the MIA and MIOA structures constitutes the primary bottleneck of MIA-NPP, and a larger θ reduces both the number and size of MIAs that need to be constructed. Note that although both MIA-NPP and CMIA-O are based on the MIA model and share the same threshold parameter θ , CMIA-O may select nodes with low (or even no) influence from the misinformation seed as corrective seed nodes, whereas MIA-NPP considers only those nodes that are likely to be influenced by misinformation as candidates for prebunking interventions. As a result, under the same θ , the number of MIOAs and MIAs that must be constructed in MIA-NPP is relatively smaller, and thus, MIA-NPP tends to require less computation time than CMIA-O.

B SUPPRESSION EFFECTS FOR OTHER SOCIAL NETWORKS

To evaluate whether MIA-NPP remains robust across general social networks beyond the PolitiFact and GossipCop networks, we compared its misinformation suppression effect with that of other algorithms on eight real-world social networks listed in Table 1. Since these datasets do not provide misinformation susceptibility parameters q_v for individual nodes, we synthetically assigned q_v values by sampling from a truncated normal distribution $\mathcal{N}_{[0,1]}(0.7, 0.3)$ with mean $\mu_q = 0.7$ and variance $\sigma_q^2 = 0.3$. Following the weighted cascade (WC) model [22], we set the propagation probability p_{uv} for each edge (u, v) as $p_{uv} = 1/d_v^{\text{in}}$, where d_v^{in} is the in-degree of node v . The seed nodes were selected by randomly choosing five nodes

from among the top 50 nodes with the highest out-degrees in each network. This is because, if seed nodes are randomly selected from all nodes, nodes with low out-degree (which constitute the majority in these networks) are more likely to be selected as seed nodes. Such nodes rarely trigger sufficient diffusion, making it difficult to conduct a proper evaluation. All other experimental settings follow those described in Section 5.4.1.

The results are shown in Fig. 7. As the figure illustrates, MIA-NPP consistently outperforms all other algorithms in suppressing the spread of misinformation across all networks.

Table 1: Statistics of datasets.

Network	$ V $	$ E $	d_{\max}^{out}	Type
Facebook	4,039	88,234	1,045	Undirected
WikiVote	7,115	103,689	893	Directed
LastFM	7,624	27,806	216	Undirected
ca-HepTh	27,770	352,807	562	Directed
Deezer	28,281	92,752	172	Undirected
Enron	36,692	183,831	1,383	Undirected
Epinions	75,879	508,837	1,801	Directed
Twitter	81,306	1,768,149	1,205	Directed

C RELEVANCE OF NETWORK PREBUNKING PROBLEM TO OTHER PROBLEMS

In this section, we discuss the relationship between the network prebunking problem and the IMIN and IBM problems.

C.1 Relation to Influence Minimization by Node Blocking

In a graph G , under the IC model, the expected misinformation spread for a given seed node set $S \subset V$ and a blocking node set $B \subset V \setminus S$ can be written as $\sigma_{G[V \setminus B]}(S) = \sum_{v \in V} ap(v; S, G[V \setminus B])$. Therefore, the IMIN problem by node blocking can be formulated as:

$$B^* = \arg \min_{B \subset V \setminus S} \sigma_{G[V \setminus B]}(S) \quad \text{s.t.} \quad |B| = k. \quad (10)$$

In the network prebunking problem, assume that $q_v = \varepsilon_v = 1$ for all nodes $v \in V$ and that the propagation probabilities for each edge $(u, v) \in E$ are given by $p_{uv}^+ = p_{uv}$ and $p_{uv}^- = 0$. Under these assumptions, a non-intervened node always shares the misinformation upon receiving it, while an intervened node share neither misinformation nor corrective information, implying that prebunking practically functions as node blocking. Therefore, the network prebunking problem includes the IMIN problem as a special case.

C.2 Relation to Influence Blocking Maximization

The IBM problem aims to hinder the spread of misinformation originating from a seed set S_M by injecting corrective information from an optimal seed set $S_T \subseteq V \setminus R_\tau(S_M)$ after a delay of τ steps, where $R_\tau(S_M)$ denotes the set of nodes reachable from S_M within τ steps. For given S_M and S_T , let $U(S_M, S_T)$ denote the set of nodes that

shared misinformation after diffusion process. Then, the blocked influence of S_T is defined as $\varphi_G(S_M, S_T) = \mathbb{E}[|U(S_M, \emptyset) \setminus U(S_M, S_T)|]$, which represents the expected number of nodes that would have adopted misinformation without S_T , but did not do so because of the presence of S_T . The IBM problem can thus be formulated as follows:

$$S_T^* = \arg \max_{S_T \subseteq V \setminus R_\tau(S_M)} \varphi_G(S_M, S_T), \quad \text{s.t.} \quad |S_T| = k. \quad (11)$$

Note that since $U(S_M, S_T)$ is monotonically decreasing with respect to S_T , the same problem can be expressed as finding S_T^* that minimizes the misinformation spread $\sigma_G^M(S_M, S_T) = \mathbb{E}[|U(S_M, S_T)|]$ as follows:

$$S_T^* = \arg \min_{S_T \subseteq V \setminus R_\tau(S_M)} \sigma_G^M(S_M, S_T), \quad \text{s.t.} \quad |S_T| = k. \quad (12)$$

In the network prebunking problem, suppose that $q_v = \varepsilon_v = 1$ for all nodes $v \in V$. Under this setting, a non-intervened node always shares the misinformation upon receiving it, while an intervened node is triggered by the arrival of misinformation to immediately share corrective information. This behavior can be captured by defining a node-specific delay $\tau_v = t_S^+(v)$, where $t_S^+(v)$ is the time at which node v first receives misinformation from the seed set S . Accordingly, the network prebunking problem with $q_v = \varepsilon_v = 1$ is equivalent to the IBM problem with node-specific delays assigned to each node.

D COMPARISON OF SUPPRESSION EFFECTS: PREBUNKING VS. BLOCKING VS. CLARIFICATION

In this section, we experimentally compare the effectiveness of prebunking with two representative misinformation mitigation approaches: blocking and clarification.

To evaluate the suppression effect of each approach, we formulate different misinformation minimization problems on the same social network. For the blocking-based approach, we consider the IMIN problem under the IC model (Eq. (10)), and identify a blocking node set B by AdvancedGreedy. We then compute the relative spread of misinformation $y(k)/y(0)$ when the top- k nodes in B are blocked. For the clarification-based approach, we consider the IBM problem under the COICM model (Eq. (11)), and select a seed set S_T for spreading corrective information by CMIA-O. We evaluate its effectiveness by computing the relative spread $y(k)/y(0)$ when corrective information is launched from the top- k nodes in S_T after a delay of $\tau \in [0, 1]$. The delay parameter τ represents the number of steps after the misinformation is released before the clarification campaign can begin, which implies that no node within τ hops of any misinformation seed node can be selected as a clarification seed. In particular, when $\tau = 1$, the seed set S_T must exclude both the misinformation seed nodes S_M and their out-neighbors $\mathcal{N}_{S_M}^{\text{out}}$. For the prebunking approach, we evaluate the performance in the same way as in Section 5.4.1, but vary the mean of the intervention effect distribution $\mu_\varepsilon \in [0.2, 0.5, 1.0]$ to control the strength of the intervention. Note that since each approach assumes a different diffusion model, direct comparison of the absolute misinformation spread $y(k)$ is not meaningful.

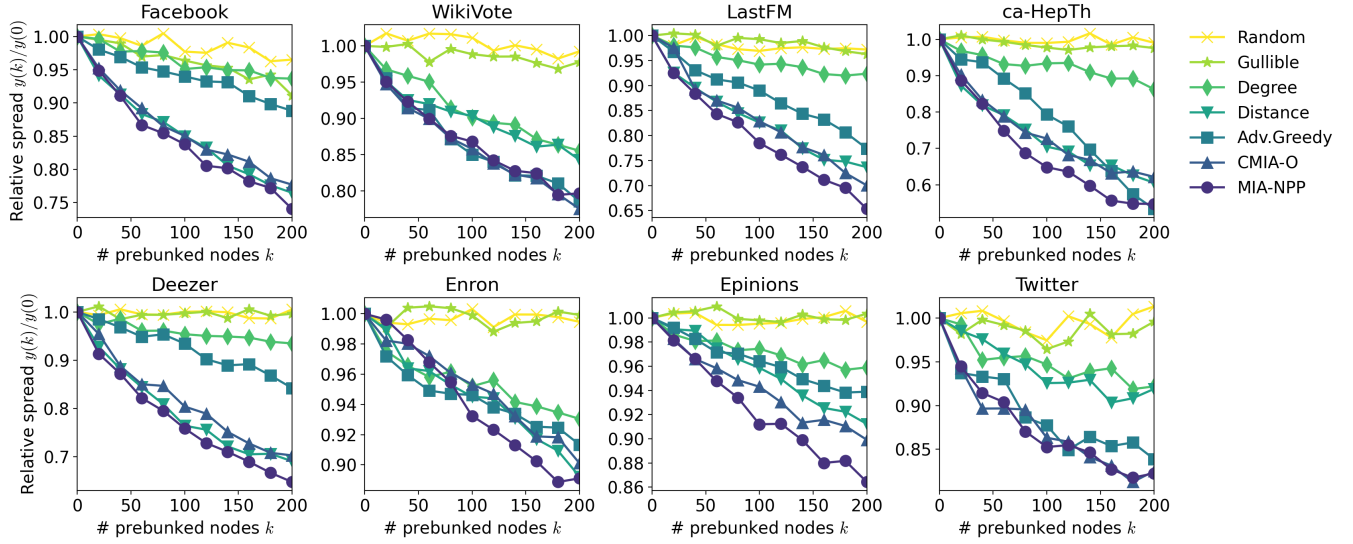


Figure 7: Misinformation suppression effects of each algorithm on various social networks.

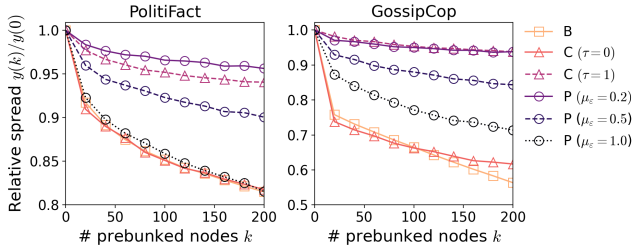


Figure 8: Comparison of misinformation suppression effects of Blocking (B), Clarification (C), and Prebunking (P) approaches on the PolitiFact and GossipCop networks.

Figure 8 presents the comparison results of misinformation suppression effects across the three approaches. First, the blocking (B) approach, which can completely cut off the inflow of misinformation to the selected nodes, achieves the most effective suppression compared to the other methods. However, despite its effectiveness,

blocking is highly intrusive, as it entails destructive modifications to the network structure. The clarification (C) approach achieves suppression performance comparable to blocking when there is no delay in injecting corrective information. This is because, in the clarification setting, the selected seed nodes always share corrective information and never share misinformation, thereby completely blocking the inflow of misinformation to these nodes. Effectively, this functions similarly to node blocking. Thus, it is intuitive that clarification without delay exhibits similar suppression effects to blocking. However, when a delay is introduced, the suppression effect of clarification significantly deteriorates due to the limited reach of corrective information. This tendency is consistent with findings in prior studies [7, 50]. The suppression effect of the prebunking (P) approach improves as μ_e increases. Nevertheless, its effectiveness remains lower than that of blocking or clarification without delay. This is because, unlike the other approaches, prebunking only reduces the probability of misinformation sharing and does not guarantee that intervened nodes will refrain from sharing misinformation.