

BARNETTE GRAPHS WITH FACES UP TO SIZE 8 ARE HAMILTONIAN

TOBIAS SCHNIEDERS

ABSTRACT. Barnette’s conjecture states that every cubic, bipartite, planar and 3-connected graph is Hamiltonian. Goodey verified Barnette’s conjecture for all graphs with faces of size up to 6.

We substantially strengthen Goodey’s result by proving Hamiltonicity for cubic, bipartite, planar and (2-)connected graphs with faces of size up to 8. Parts of the proof are computational, including a distinction of 339.068.624 cases.

1. INTRODUCTION

Hamiltonian cycles in graphs are cycles that visit every vertex exactly once. They are of intrinsic combinatorial interest and have many applications, for instance, concerning codes in computer science.

A famous problem in graph theory and complexity theory and a special case of the Travelling Salesman Problem is the so-called *Hamiltonian Path Problem*. It asks, whether a given finite, simple graph is *Hamiltonian*, that is the graph has a Hamiltonian cycle. Due to the following theorem, the Hamiltonian Path Problem remains a hard problem for finite simple graphs, which are cubic, bipartite, planar and connected.

Theorem 1.1 (Akiyama, Nishizeki, Saito 1980 [1]). *The Hamiltonian Path Problem is NP-complete for finite, simple graphs that are cubic, bipartite, planar and 2-connected.*

Remark 1.2. For graphs like those considered in Theorem 1.1, we will not distinguish between connectedness and 2-connectedness, since every finite, simple, cubic, bipartite, connected graph is 2-connected, see Lemma 5.1.

For a comparable set of graphs, Tait conjectured Hamiltonicity in 1884. Later, Tutte disproved Tait’s conjecture and proposed another similar conjecture which also turned out to be false. In 1969, Barnette conjectured a combination of these two disproven conjectures. It is still open today and, over time, became a famous question in graph theory.

Conjecture 1.3 (Barnette’s Conjecture, Problem 5 in [14]). *Every finite, simple, cubic, bipartite, planar and 3-connected graph is Hamiltonian.*

Definition 1.4 (Barnette Graph). A finite, simple graph is called a *Barnette graph* if it is cubic, bipartite, planar and 3-connected.

According to Steinitz’s Theorem (see Theorem 2.1 in [8]), Barnette’s conjecture can also be formulated as follows: “*The polyhedral graph of every convex, simple polyhedron with even sided faces is Hamiltonian.*” Likewise, equivalent forms in terms of simplicial polyhedrons also exist.

Although the problem still remains unsolved, some partial results have been proven. Namely, the following result became prominent, as it has been generalised in several different ways. It makes use of the fact that the dual graph of a 3-connected, planar graph is unique. The main result of this paper, Theorem 1.12, is also a generalisation of this.

Theorem 1.5 (Goodey 1975 [7]). *Every Barnette graph with faces of size up to 6 is Hamiltonian.*

Other partial results, including generalisations of this, are given in the following.

Date: 6th August 2025.

2020 Mathematics Subject Classification. Primary 05C45; Secondary 05C10, 52B05, 52B10.

Key words and phrases. Barnette’s conjecture, Hamiltonian cycle, bipartite, simple polyhedron.

Theorem 1.6 (Hertel 2005 [9]). *Barnette’s conjecture holds if and only if every Barnette graph is \bar{x} - y - \bar{z} -Hamiltonian, that is for every path of length 3, there is a Hamiltonian cycle passing through the middle edge of the path and avoiding the other two edges.*

Theorem 1.7 (Florek 2016 [6], Alt, Payne, Schmidt, Wood 2016 [2]). *Let G be a Barnette graph. Consider a vertex colouring of the dual graph of G in red, green and blue and suppose that every red-green cycle contains a vertex of degree 4. Then G is Hamiltonian.*

Theorem 1.8 (Kardoš 2020 [10]). *Every finite, simple, cubic, planar, 3-connected graph with faces of size up to 6 is Hamiltonian.*

Theorem 1.9 (Brinkmann, Goedgebeur, McKay 2022 [3]). *Every Barnette graph with at most 90 vertices is Hamiltonian.*

Theorem 1.10 (Florek 2023 [5]). *Every Barnette graph, in which every face is adjacent to at most 4 faces of size greater than 4, is Hamiltonian.*

Theorem 1.11 (Shao, Wu 2025 [13]). *Every finite, simple, cubic, planar, 2-connected graph with faces of size up to 6 is Hamiltonian.*

The main Theorem 1.12 of this paper is a generalisation of Theorem 1.5. Corollary 1.13 follows using the uniqueness of the dual graph of a 3-connected graph (see Theorem 4.3.2 in [4]).

Theorem 1.12 (See Theorem 5.2). *Let G be a finite, simple graph that is cubic, bipartite, planar and connected. Fix an embedding of the graph in \mathbb{R}^2 and suppose that every face of the embedding is of size at most 8. Then G is Hamiltonian.*

Corollary 1.13. *Every Barnette graph with faces of size up to 8 is Hamiltonian.*

Parts of the proof of Theorem 5.2 are computer-aided, including distinction of 339.068.624 cases.

The upper bound of 8 in Theorem 1.12 is sharp. That is, there exist cubic, bipartite, planar and connected graphs, which are not Hamiltonian and in which every face of every embedding in \mathbb{R}^2 is of size up to 10. An example of such a graph is given in Figure 1.

Nonetheless, we discuss in Section 6 how the method of our proof could perhaps be used to prove even stronger statements. Namely, computations suggest that Hamiltonicity of Barnette graphs could turn out to be, in a sense, a “local” property.

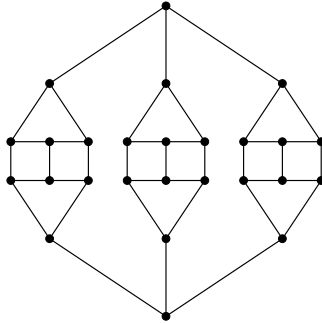


FIGURE 1. A cubic, bipartite, planar and connected graph, which is not Hamiltonian; its construction is inspired by [1]. It is NP-complete to check, whether cubic, bipartite, planar and connected graphs are Hamiltonian, see Theorem 1.1 and Remark 1.2.

Acknowledgement. The author would like to thank Michael Cuntz, Lukas Kühne and Raman Sanyal¹ for organising the Dive into Research of the DFG priority programme SPP 2458 Combinatorial Synergies, during which he familiarised himself with Barnette graphs. He would also like to thank Daniele Agostini¹, Simon Brandhorst¹, Jonathan Frey, Veronika Körber¹, Hannah Markwig¹², Florian Rieg³, Jan Stricker¹ and Jasmin Walizadeh for the helpful discussions. The author acknowledges support by the DFG SFB-TRR 195 Symbolic Tools in Mathematics and their Application.

2. PRELIMINARIES

Definition 2.1 (Hamiltonian Graph). A finite, simple graph is called *Hamiltonian* if it has a *Hamiltonian cycle*, which is a cycle that visits every vertex of the graph exactly once.

Definition 2.2 (Cubic Graph). A simple graph is called *cubic* if every vertex is adjacent to precisely three vertices.

Definition 2.3 (Vertex Colouring). A *vertex colouring* of a simple graph is a map from the set of vertices to a set of colours such that adjacent vertices differ in colour.

The *chromatic number* of a finite, simple graph is the minimal cardinality of a set of colours, such that a vertex colouring of the graph with this set of colours exists.

Definition 2.4 (Bipartite Graph). A finite, simple graph is called *bipartite* if its chromatic number is at most 2.

Definition 2.5 (Planar Graph). A finite, simple graph is called *planar* if there exists an embedding of the graph in \mathbb{R}^2 such that edges do not cross.

Definition 2.6 (k -Connected Graph). A finite, simple graph is called *connected* if for every pair of vertices, there exists a path from one vertex to the other.

Let $k \in \mathbb{N}^*$. A finite, simple graph is called *k -connected* if it is connected and stays so, if less than k vertices are removed from the graph.

Definition 2.7 (Size of a Face). Let $n \in \mathbb{N}$. The *size* of a face of an embedding of a finite, simple, planar graph in \mathbb{R}^2 is the number of faces that are adjacent to this faces.

Definition 2.8 (Dual Graph). Let G be a finite, simple, planar graph. Fix an embedding φ of G in \mathbb{R}^2 . The *dual graph* of G with respect to φ is a graph whose vertices correspond to the faces of the embedding. Two vertices are adjacent if their corresponding faces are adjacent.

Definition 2.9 (Graph metric). Let G be a finite, simple, connected graph. We define the *distance* between any two vertices v and w of G as the number of edges on the shortest path in G connecting them.

Remark 2.10. The distance between vertices of a finite, simple, connected graph is a metric on the set of vertices.

Definition 2.11 (Neighbourhood of a Subgraph). Let G be a finite, simple, connected graph and let $G'' \subseteq G' \subseteq G$ be subgraphs of G . G' is called a *neighbourhood* of G'' if the set of vertices of G' is a neighbourhood of the set of vertices of G'' with respect to the graph metric of G .

3. LIFTING HAMILTONIAN CYCLES VIA GRAPH SUBSTITUTIONS

This section contains the computational aspects of this paper. Here, we introduce the notion of graph substitutions and give a computational proof of Lemma 3.3, which will play a crucial role in the proof of the main Theorem 5.2.

¹Thank you for proofreading!

²Thank you for the great supervision!

³Thank you for the introduction in graph theory!

Definition 3.1 (Graph Substitution). A *graph substitution* is a quadruple (G, H, φ, ψ) consisting of two finite, simple, planar graphs G and H and embeddings φ and ψ of G and H in \mathbb{R}^2 , respectively, such that

- G has more vertices than H ,
- the unbounded, connected component of $\mathbb{R}^2 \setminus \varphi(G)$ coincides with the unbounded, connected component of $\mathbb{R}^2 \setminus \psi(H)$, and
- for all vertices v of G such that $\varphi(v)$ is adjacent to the unbounded, connected component of $\mathbb{R}^2 \setminus \varphi(G)$ it holds that $\psi^{-1}(\varphi(v))$ is a vertex of H of the same degree as v and vice versa for H .

Example 3.2. Several graph substitutions are given in Figure 6 and Figures 8 to 31. A posteriori, Lemmas 4.2 to 4.4 explain where G comes from. The corresponding H was developed by hand for each G .

Lemma 3.3 (Lifting Hamiltonian Cycles via Graph Substitutions). *Let G and H be finite, simple, cubic, bipartite, planar and connected graphs. Fix embeddings φ and ψ of G and H in \mathbb{R}^2 , respectively, and suppose that every face of each embedding is of size up to 8. Suppose, furthermore, that there exists subgraphs G' of G and H' of H such that $G \setminus G' = H \setminus H'$, $\varphi|_{G \setminus G'} = \psi|_{H \setminus H'}$ and $(G', H', \varphi|_{G'}, \psi|_{H'})$ is one of the graph substitutions given in Figure 6 and Figures 8 to 31. Then, any Hamiltonian cycle in H can be changed in a neighbourhood of H' in order to obtain a Hamiltonian cycle in G . In particular, if H is Hamiltonian, then so is G .*

Proof. The proof is computational. The purpose of the computer program is to check whether Hamiltonian cycles can be lifted via the graph substitutions. The source code and the graph substitutions can be found in [12]. The computer algebra system used is sage, see [11].

The algorithm works in the following way. The input is the part G' of G and the substituted part H' of H as given in Appendix A for each graph substitution. Here, the open ends of each part of a graph are given as vertices of degree 1. It is necessary that the labels of the vertices of degree 1 match those of the substituted neighbourhood. The algorithm returns a string stating whether Hamiltonian cycles can be lifted via the given graph substitution and, if so, how many cases it took to check the given graph substitution. These numbers of cases can be found in Table 1. After a short piece of starting-code, the algorithm works recursively.

It takes a list of open ends, i.e. of labels of vertices of degree 1 and iterates over every possibility for a Hamiltonian cycle to enter and exit the part of the graph. To do this, the algorithm takes a copy of the part of the graph and removes all degree-1-vertices, whose corresponding open ends shall not be contained in the Hamiltonian cycle, that is, the Hamiltonian cycle does not pass through this edge. The others are pairwise connected, each with one further vertex in between, forcing any Hamiltonian cycle to pass through these pairs of edges. This is done in order to check whether this neighbourhood can be part of a Hamiltonian graph, such that a Hamiltonian cycle of this graph passes through precisely the selected open ends of the neighbourhood. The same is done for the part of the substituted graph.

Using sagemath's build-in methods, the algorithm then checks, whether these parts are Hamiltonian or not. That is, does a Hamiltonian cycle on the graph exist, that enters and exits the neighbourhood, respectively the substituted neighbourhood, in precisely the selected open ends? Or can the existence of such a Hamiltonian cycle be ruled out?

If the substituted part with the fixed open ends is Hamiltonian and the original neighbourhood with the fixed open ends is not, the algorithm chooses two adjacent open ends of the graphs and calls the recursion step again with a face of size 4, a face of size 6 and a face of size 8 placed at the position of the two chosen adjacent open ends in both neighbourhoods. In this way, the recursion step is called again with an enlarged neighbourhood, in the hope that it works this time, i.e. the new substituted part with the open ends is not Hamiltonian or the new original part with the fixed open ends is Hamiltonian. Otherwise, the recursion is called again, et cetera.

The place where to attach the new face to the neighbourhood is clearly mathematically irrelevant, however, the number of cases to distinguish varies a lot from a small finite number over large finite numbers up to infinity, including possibly infinite descents.

Therefore, we have tested and implemented heuristic methods to choose this position. In the end, we used two different heuristics depending on the graph substitution, see the GitHub-page [12] for further details.

If the original part had not been Hamiltonian and did not have any open ends, the algorithm would have called an error saying that Barnette's Conjecture 1.3 is false, as this original graph would then be a counterexample. Luckily, this error was never called during the calculation.

If, on the contrary, the substituted part is not Hamiltonian or the original part is Hamiltonian, this substitution worked in this case, that is every Hamiltonian cycle on H with the given neighbourhoods of H' and G' and the given conditions on where the Hamiltonian cycle enters and exits the neighbourhood, respectively the substituted neighbourhood, lifts from H to G . In this case, the case-counter is increased by one.

The rest of the source code is mainly made up by additional case checkers in order to make the code run faster. \square

Substitution	Number of Cases
Figure 6	50
Figure 8	374.704
Figure 9	8
Figure 10	3
Figure 11	1
Figure 12	8
Figure 13	322
Figure 14	272.791.991
Figure 15	20
Figure 16	126
Figure 17	322
Figure 18	50
Figure 19	1
Figure 20	1
Figure 21	1.964
Figure 22	8
Figure 23	468.362
Figure 24	1.964
Figure 25	20.319
Figure 26	65.392.683
Figure 27	1.842
Figure 28	322
Figure 29	1.871
Figure 30	10.848
Figure 31	834
Sum	339.068.624

TABLE 1. Number of cases the calculation took per substitution

4. SUITABLE GRAPH SUBSTITUTIONS

Lemmas 4.2 to 4.4 are technical and fragment the proof of the main Theorem 5.2, making it hopefully easier to understand. The following Definition 4.1 is used to make the notation shorter and will be used in proofs only.

Definition 4.1 (n -Face). We call a face of an embedding of a planar graph G a n -face for some integer $n \in \mathbb{N}$, if it is of size n .

Lemma 4.2. Let G be a finite, simple graph that is cubic, bipartite, planar and connected. Fix an embedding φ of G in \mathbb{R}^2 and suppose that every face of the embedding is of size up to 8. Suppose, furthermore, that there exists a face of size 4 that is neither adjacent to any face of size 8 nor adjacent to four faces of size 4.

Then, there exists a finite, simple, cubic, bipartite, planar and connected graph H together with an embedding ψ of H in \mathbb{R}^2 and subgraphs G' of G and H' of H such that $G \setminus G' = H \setminus H'$, $\varphi|_{G \setminus G'} = \psi|_{H \setminus H'}$ and $(G', H', \varphi|_{G'}, \psi|_{H'})$ is one of the graph substitutions given in Figure 6, in Figures 8 to 12 and in Figure 15.

Proof. We change G locally in a neighbourhood of the 4-face in order to obtain H . More precisely, we consider a suitable graph substitution according to Figure 2 and obtain H from G by replacing the neighbourhood by its substitution. Since G is bipartite, every face of the embedding of G is of size 4, 6 or 8. We note that H must be finite, simple, cubic, bipartite, planar and connected.

We note, that in some of the referred Figures, there are more faces drawn than stated in the flowchart in Figure 2. This is because there is no choice for the remaining faces, so there is no restriction made in the proof. For instance, suppose there is precisely one 6-face adjacent to the 4-face and there is another 6-face that is adjacent to the 6-face on the opposite side of the 4-face. Since there is no 8-face adjacent to the 4-face, the other three faces that are adjacent to the 4-face are 4-faces as well. In this case, the flowchart refers to Figure 11. However, despite the 4-face, the two 6-faces and the three neighbouring 4-faces, Figure 11 also shows an 8-face. This is because there exists another n -face that is adjacent to the three neighbouring 4-faces. By construction, this n -face is adjacent to at least 8 vertices. Therefore, this n -face can neither be a 4- nor a 6-face and, thus, is forced to be an 8-face. \square

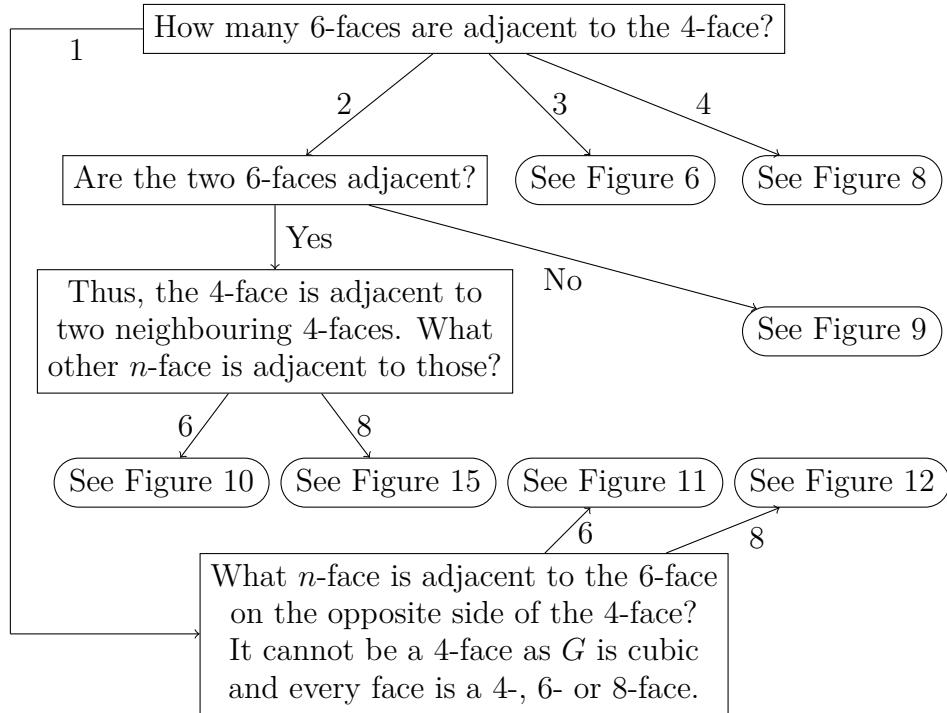


FIGURE 2. Substitution for a 4-face that is not adjacent to any 8-face

Lemma 4.3. Let G be a finite, simple graph that is cubic, bipartite, planar and connected. Fix an embedding φ of G in \mathbb{R}^2 and suppose that every face of the embedding is of size up to 8.

Suppose, furthermore, that there exists a face of size 4 that is adjacent to precisely one face of size 8.

Then, there exists a finite, simple, cubic, bipartite, planar and connected graph H together with an embedding ψ of H in \mathbb{R}^2 and subgraphs G' of G and H' of H such that $G \setminus G' = H \setminus H'$, $\varphi|_{G \setminus G'} = \psi|_{H \setminus H'}$ and $(G', H', \varphi|_{G'}, \psi|_{H'})$ is one of the graph substitutions given in Figures 13 to 24.

Proof. Again, we change G locally in a neighbourhood of the 4-face in order to obtain H . More precisely, we consider a suitable graph substitution according to Figure 3 and obtain H from G by replacing the neighbourhood by its substitution. Since G is bipartite, every face of the embedding of G is a 4-, 6- or 8-face. We note that H must be finite, simple, cubic, bipartite, planar and connected. \square

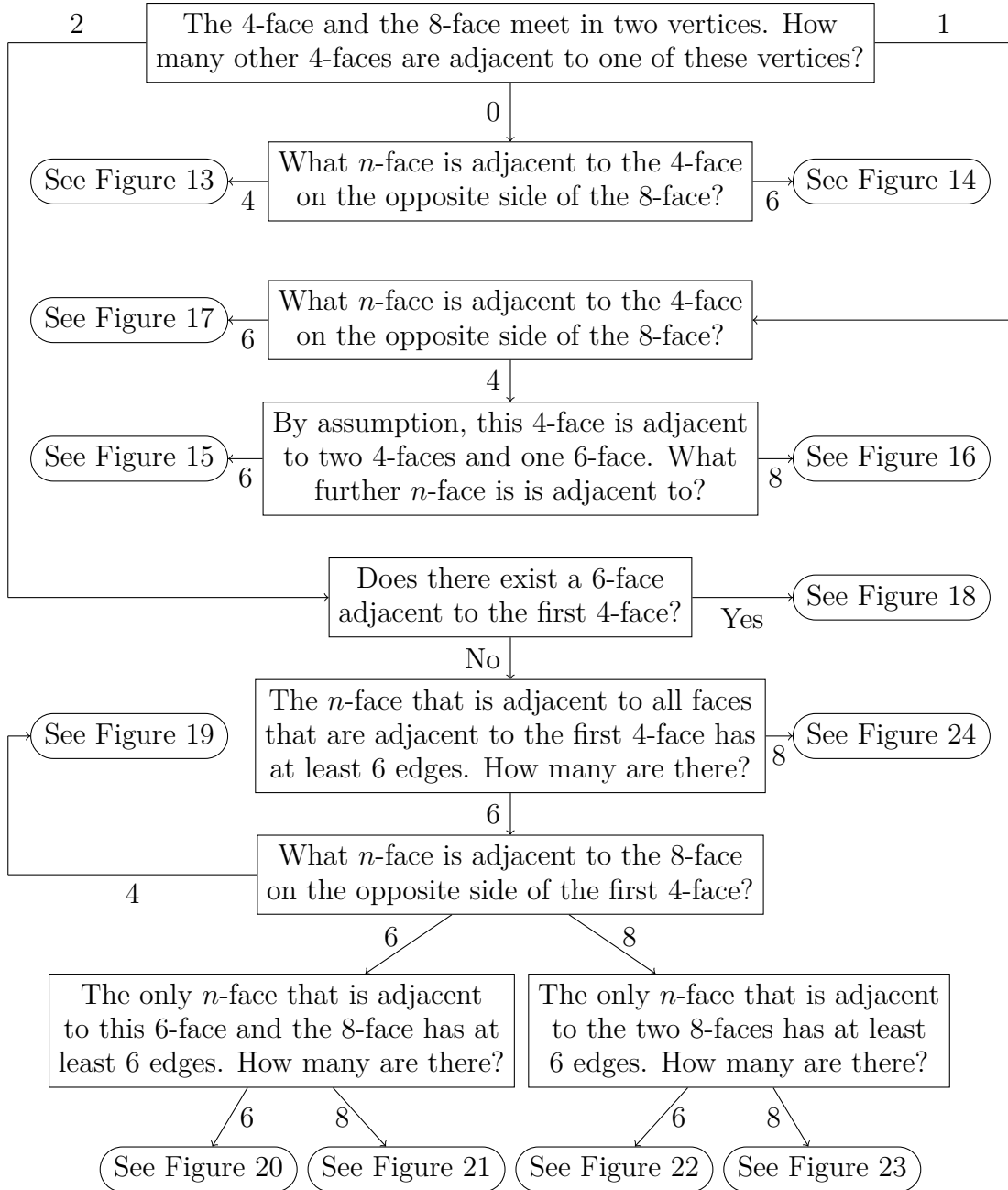


FIGURE 3. Substitution for a 4-face that is adjacent to precisely one 8-face

Lemma 4.4. Let G be a finite, simple graph that is cubic, bipartite, planar and connected. Fix an embedding φ of G in \mathbb{R}^2 and suppose that every face of the embedding is of size up to 8.

Suppose, furthermore, that there exists a face of size 8 that is adjacent to three or more faces of size 4.

Then, there exists a finite, simple, cubic, bipartite, planar and connected graph H together with an embedding ψ of H in \mathbb{R}^2 and subgraphs G' of G and H' of H such that $G \setminus G' = H \setminus H'$, $\varphi|_{G \setminus G'} = \psi|_{H \setminus H'}$ and $(G', H', \varphi|_{G'}, \psi|_{H'})$ is one of the graph substitutions given in Figures 15 to 31.

Proof. Again, we change G locally in a neighbourhood of the 8-face in order to obtain H . More precisely, we consider a suitable graph substitution according to the following. In all cases, we obtain H from G by replacing the neighbourhood by its substitution and we note that H must be finite, simple, cubic, bipartite, planar and connected.

Since G is bipartite, every face of the embedding of G is a 4-, 6- or 8-face. First, we suppose that every two 4-faces adjacent to the 8-face are not adjacent. By the box principle, there exist two 4-faces that are adjacent to the 8-face at edges that are separated by one other edge of the 8-face only. By assumption, the other face adjacent to this edge in the middle cannot be a 4-face. If it is a 6-face, we follow Figure 25. Otherwise, it will be an 8-face and we follow Figure 26.

Now, we suppose that there exist two adjacent 4-faces that are adjacent to the 8-face. Let $k \in \{4, 6, 8\}$ be such that the other face that is adjacent to both 4-faces is a k -face. First, we suppose $k \neq 4$. Let $l \in \{4, 6, 8\}$ be such that one of the 4-faces is furthermore adjacent to an l -face. We consider graph substitutions as presented in Table 2.

	$l = 4$	$l = 6$	$l = 8$
$k = 6$	See Figure 18	See Figure 17	See Figure 27
$k = 8$	See Figure 28	See Figure 29	See Figure 30

TABLE 2. Substitution for an 8-face that is adjacent to two adjacent 4-faces which are not adjacent to a common 4-face

Now, we consider $k = 4$. There are precisely two faces that are adjacent to the 8-face and to one of the two 4-faces that also are adjacent to the 8-face. First, we assume that both of them are not a 4-face. If both of them are 6-faces, we consider the graph substitution given in Figure 15. If only one of them is a 6-face, the other one is an 8-face and we follow the graph substitution presented in Figure 16. Otherwise, both of them are 8-faces and we consider the graph substitution given in Figure 31. Finally, we assume that at least one of them is a 4-face. We follow Figure 4 to find a graph substitution. \square

5. THE MAIN THEOREM

In this section, we finally combine Lemma 3.3 and Lemmas 4.2 to 4.4 and prove the main Theorem 5.2.

Lemma 5.1 is an easy observation, however, for the sake of completeness, it is included here.

Lemma 5.1. *Every finite, simple, cubic, bipartite, connected graph is 2-connected.*

Proof. For the sake of contradiction, we assume there exists a finite, simple, cubic, bipartite, connected graph that is not 2-connected. Since the graph is bipartite, we can colour the vertices of the graph in green and red such that two adjacent vertices differ in colour. We choose and mark a vertex such that the graph with this vertex removed is disconnected. We choose a connected component of the graph without the marked vertex, but including the edges that connect the component with the marked vertex, and draw all vertices of this graph, one by one, starting at an arbitrary chosen vertex of in the connected component, together with all three edges leaving each vertex and link them, if necessary. During this drawing process, we colour all open edges, that is edges of which only one of the two adjacent vertices is drawn already, in the same colour as the drawn vertex adjacent to it.

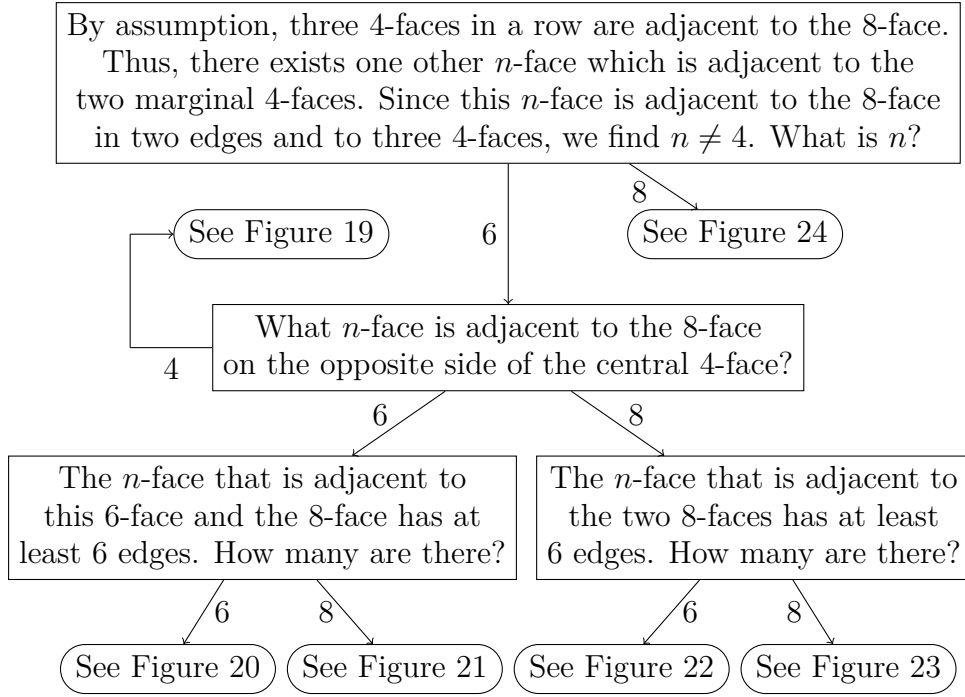


FIGURE 4. Substitution for an 8-face that is adjacent to three 4-faces in a row with another 4-face which is adjacent to the three 4-faces

At the beginning of the drawing process, there is no coloured edge, so the difference of green open edges and red open edges is 0. In each drawing step, this difference is invariant modulo 3. Thus, we find inductively that the number of green open edges minus the number of red open edges is divisible by three in each step.

However, when we have drawn the connected component completely, we still have open edges. These are adjacent to the marked vertex, so they have the same colour, because the graph is bipartite. Moreover, as the graph without the marked vertex is disconnected, there are precisely one or two such edges. In particular the difference of green open edges and red open edges is not divisible by three. This is a contradiction. \square

Theorem 5.2. *Let G be a finite, simple graph that is cubic, bipartite, planar and connected. Fix an embedding of the graph in \mathbb{R}^2 and suppose that every face of the embedding is of size at most 8. Then G is Hamiltonian.*

In particular, every Barnette graph, with faces of size up to 8 is Hamiltonian.

Proof. For the sake of contradiction, we assume the opposite. Let G be a counterexample of minimal number of vertices, that is, G is a finite, simple graph that is cubic, bipartite, planar and connected, together with a fixed embedding of G in \mathbb{R}^2 , such that every face of the embedding of G is of size up to 8 and we suppose that G is not Hamiltonian and every other such graph with less vertices than G is Hamiltonian.

Since G is bipartite, every face of the embedding of G is a 4-, 6- or 8-face. We denote by ν_4 , ν_6 and ν_8 the number of 4-, 6- and 8-faces, respectively. Applying Euler's formula (see Theorem 4.2.9 in [4]) yields

$$\begin{aligned}
 2 &= \left(\frac{1}{3}(4\nu_4 + 6\nu_6 + 8\nu_8) \right) - \left(\frac{1}{2}(4\nu_4 + 6\nu_6 + 8\nu_8) \right) + (\nu_4 + \nu_6 + \nu_8) \\
 &= \frac{1}{3}\nu_4 - \frac{1}{3}\nu_8,
 \end{aligned}$$

that is

$$(1) \quad \nu_4 = \nu_8 + 6.$$

In the following, we will prove $\nu_4 \leq \nu_8$ which is a contradiction to Equation (1).

We assume that there exists a 4-face that is adjacent to at most one 8-face. If this 4-face is adjacent to four other 4-faces, G will be the graph given in Figure 5, which is clearly Hamiltonian. Hence, it cannot be equal to our minimal counterexample, which is a contradiction.

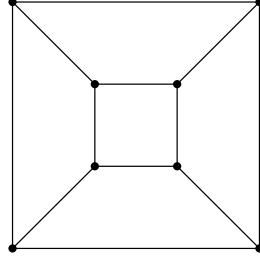


FIGURE 5. The Cube Graph

Otherwise, we apply Lemma 4.2 or Lemma 4.3 and obtain a graph H that has less vertices than G such that it fulfils the conditions given in Theorem 5.2 and that G and H fulfil the conditions given in Lemma 3.3. By the assumed minimality, H has a Hamilton cycle. By Lemma 3.3, G is Hamiltonian, which is a contradiction. Therefore, such a 4-face that is adjacent to at most one 8-face does not exist in our minimal counterexample.

Now, we assume that there exists an 8-face that is adjacent to three or more 4-faces. We apply Lemma 4.4 and obtain a graph H that has less vertices than G such that it fulfils the conditions given in Theorem 5.2 and that G and H fulfil the conditions given in Lemma 3.3. By the assumed minimality, H has a Hamilton cycle. By Lemma 3.3, G is Hamiltonian, which is a contradiction. Thus, such an 8-face that is adjacent to three or more 4-face does not exist in our minimal counterexample.

Combined, we have proven that every 4-face is adjacent to at least two 8-faces and that every 8-face is adjacent to at most two 4-faces. Applying the box principle yields that for any given set of 4-faces, the cardinality of the set of 8-faces that are adjacent to at least one 4-face in the given set, is larger or equal to the cardinality of the given set of 4-faces. Hall's marriage theorem (see Theorem 2.1.2 in [4]) implies the existence of a perfect matching of all 4-faces to a subset of the 8-faces, where matched faces are adjacent. In particular, this implies $\nu_4 \leq \nu_8$ which is a clear contradiction to Equation (1) and, hence, finishes the proof. \square

6. PROSPECT

In this section, we provide a more abstract discussion of the proof of the main Theorem 5.2 and question, whether and how the proof method could be used to deduce even stronger results.

At first glance, the existence of Hamiltonian cycles seems to be a global property. However, computations suggest that “large” Barnette graphs admit “many” Hamiltonian cycles. Thus, one might ask whether transforming a Barnette graph only locally to another Barnette graph does preserve any Hamiltonian cycle expect for changes in a neighbourhood of the part of the graph that has been changed. That is, might the existence of Hamiltonian cycles perhaps be a *local property* for Barnette graphs?

In the proof of Lemma 3.3 we have actually proven this for all not necessarily 3-connected Barnette graphs in which every face is of size at most 8.

Therefore, we can hope that the existence of Hamiltonian cycles is a local property for Barnette graphs in which every face is of size at most 10 or 12 or perhaps even for all Barnette graphs. This could imply that the methods of the proof of Lemma 3.3 and, thus, also Theorem 5.2 could be used to prove stronger results such as the existence of Hamiltonian cycles for Barnette graphs with these bounds or even for all Barnette graphs, that is proving Conjecture 1.3. We would “simply” need to list and test several graph substitutions such as we did in the proof of Lemma 3.3. However, there could be the following three obstacles on the road.

Firstly, we distinguished a large amount of cases. The number of cases to distinguish might grow rapidly when the bound lifts from 8 to 10, to 12, etc. and it is unclear whether the number of cases remains finite when considering more and more, perhaps even all Barnette graphs. So, *the computer-aided calculations might become unfeasible for modern computers*. However, the code used for the calculations of this paper does not make use of symmetry arguments. Despite that, the code as such is also far from being optimal and could, hence, be optimized, including for instance GPU-multithreading. Moreover, it is still unclear whether the number of cases to consider grows so fast or if it might be bounded, even for all Barnette graphs.

Secondly, when considering all Barnette graphs by only finitely many cases, we would necessarily have an upper bound for the size of a neighbourhood. Since we would consider arbitrarily large faces, *there would exist faces that cannot be covered by any neighbourhood*. Therefore, we would need more arguments that can limit the number of cases to consider. The use of Euler's formula in the proof of Theorem 5.2 is an example of such arguments, but it is likely that more arguments would be needed to do this.

Finally, we did not *require 3-connectedness* in the proof of Lemma 3.3 and Theorem 5.2. In fact, without the additional assumption of 3-connectedness, the generalisation from 8 to 10 is false already, see for instance Figure 1. Similar to [7], one could, perhaps, just consider 3-connected graph substitutions, that is, avoiding substitutions like Figure 11, Figure 19 and Figure 20. To check these substitutions with a computer, the program code would need to be rewritten in such a way, that it only checks 3-connected graphs.

REFERENCES

- [1] Takanori Akiyama, Takao Nishizeki and Nobuji Saito. 'NP-completeness of the Hamiltonian cycle problem for bipartite graphs'. In: *J. Inf. Process.* 3 (1980), pp. 73–76. ISSN: 0387-6101.
- [2] Helmut Alt et al. 'Thoughts on Barnette's conjecture'. In: *Australas. J. Comb.* 64 (2016), pp. 354–365. ISSN: 1034-4942.
- [3] Gunnar Brinkmann, Jan Goedgebeur and Brendan D. McKay. 'The minimality of the Georges-Kelmans graph'. In: *Math. Comput.* 91.335 (2022), pp. 1483–1500. ISSN: 0025-5718.
- [4] Reinhard Diestel. *Graph theory*. English. 3rd revised and updated ed. Vol. 173. Grad. Texts Math. Berlin: Springer, 2005. ISBN: 3-540-26182-6.
- [5] Jan Florek. 'A sufficient condition for cubic 3-connected plane bipartite graphs to be hamiltonian'. In: *Preprint, arXiv:2309.09578* (2023).
- [6] Jan Florek. 'On Barnette's conjecture and the H^{+-} property'. In: *J. Comb. Optim.* 31.3 (2016), pp. 943–960. ISSN: 1382-6905.
- [7] P. R. Goodey. 'Hamiltonian circuits in polytopes with even sided faces'. In: *Isr. J. Math.* 22 (1975), pp. 52–56. ISSN: 0021-2172.
- [8] Branko Grünbaum. 'Graphs of polyhedra; polyhedra as graphs'. In: *Discrete Math.* 307.3-5 (2007), pp. 445–463. ISSN: 0012-365X.
- [9] Alexander Hertel. *A Survey & Strengthening of Barnette's Conjecture*. Preprint, <https://www.cs.toronto.edu/~ahertel/WebPageFiles/Papers/StrengtheningBarnette'sConjecture10.pdf>. 2005.
- [10] František Kardoš. 'A computer-assisted proof of the Barnette-Goodey conjecture: not only fullerene graphs are Hamiltonian'. In: *SIAM J. Discrete Math.* 34.1 (2020), pp. 62–100. ISSN: 0895-4801.
- [11] The Sage Developers. *SageMath, the Sage Mathematics Software System (Version 10.5)*. <https://www.sagemath.org>. 2025.
- [12] Tobias Schnieders. *Barnette Graphs with Faces up to Size 8 are Hamiltonian*, GitHub. <https://github.com/Tobias271828/barnette-graphs-with-faces-up-to-size-8-are-hamiltonian>. 2025.

- [13] Sihong Shao and Yuxuan Wu. ‘Every 2-connected, cubic, planar graph with faces of size at most 6 is Hamiltonian’. In: *Preprint, arXiv:2504.20706* (2025).
- [14] W. T. Tutte. ‘Recent progress in combinatorics. Proceedings of the third Waterloo conference on combinatorics’. In: *New York-London: Academic Press* xiv (1969), p. 347.

APPENDIX A. A LIST OF GRAPH SUBSTITUTIONS

Here, we list all graphs and graph substitutions needed for Lemma 3.3, Lemmas 4.2 to 4.4 and Theorem 5.2.

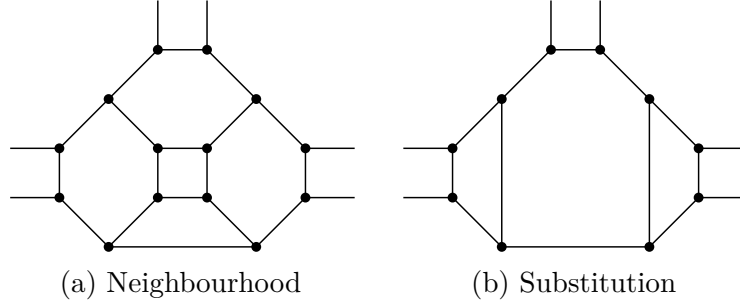


FIGURE 6. Graph substitution

The graph substitution shown in Figure 6 should be interpreted as follows. Given a finite, simple graph that is cubic, bipartite, planar and connected. Consider a fixed embedding of the graph in \mathbb{R}^2 and suppose that every face of the embedding is of size at most 8. Suppose furthermore that there exists a neighbourhood where the graph is as depicted in Figure 6a. This neighbourhood is separated from the graph by its boundary as given in Figure 7. Figure 6b shows another part of a graph with the same boundary. Therefore, we can replace the neighbourhood in the graph, as given in Figure 6a, by the one given in Figure 6b to obtain a new graph which, again, is cubic, bipartite, planar and connected. Moreover, the embedding stays fixed, and every face of the new graph is, again, of size at most 8. The two graphs differ in this neighbourhood only. We note that the new graph has less vertices than the original graph. All other graph substitutions presented in this section work alike.

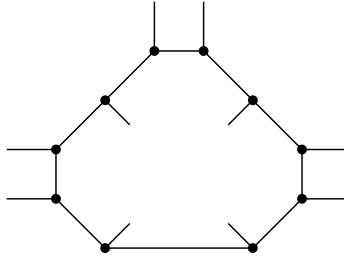


FIGURE 7. The boundary of the graph substitution given in Figure 6

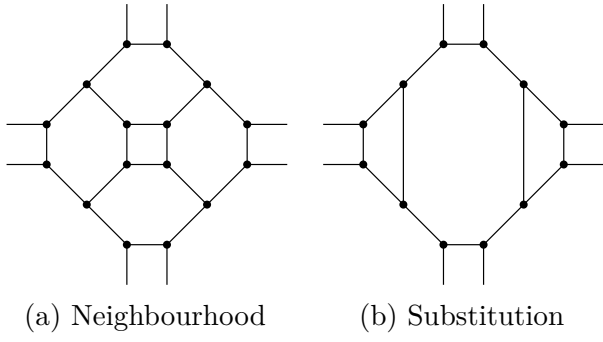


FIGURE 8. Graph substitution

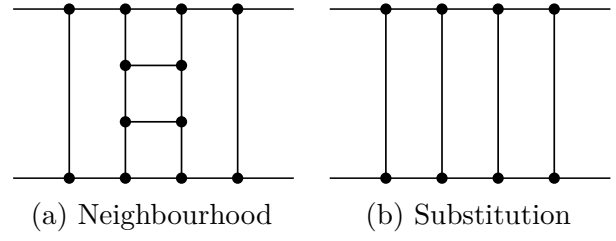


FIGURE 9. Graph substitution

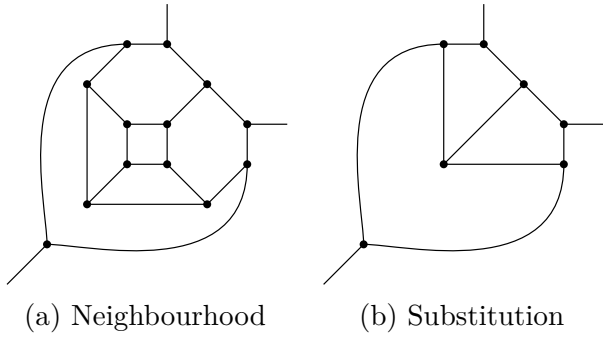


FIGURE 10. Graph substitution

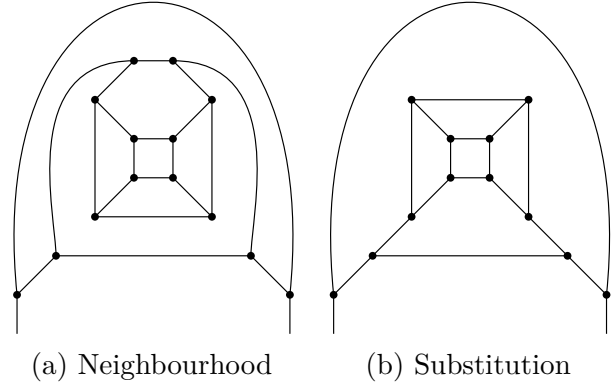


FIGURE 11. Graph substitution

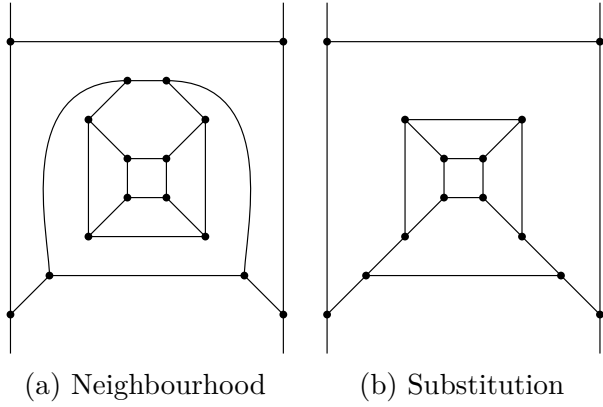


FIGURE 12. Graph substitution

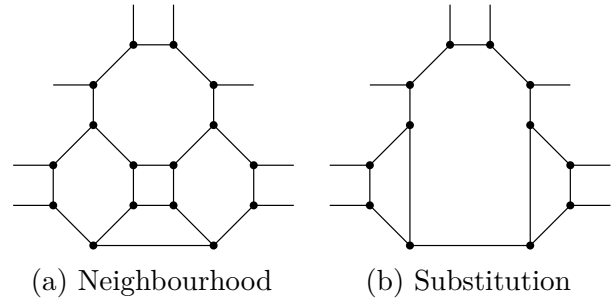


FIGURE 13. Graph substitution

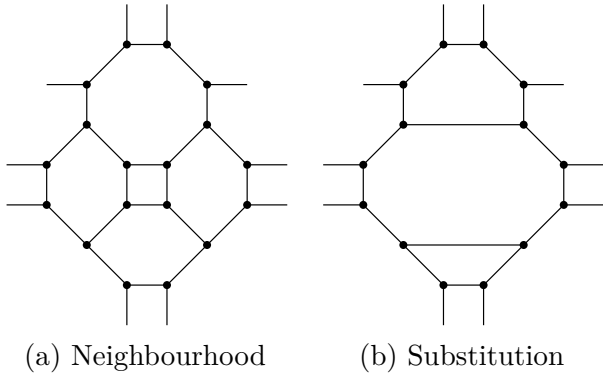


FIGURE 14. Graph substitution

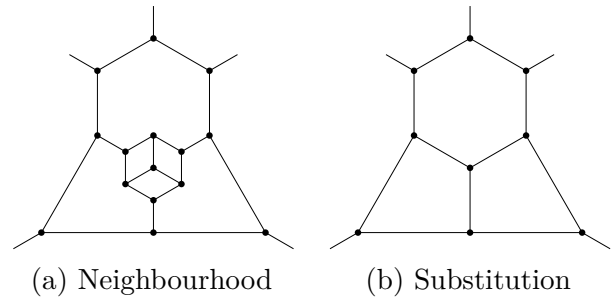


FIGURE 15. Graph substitution

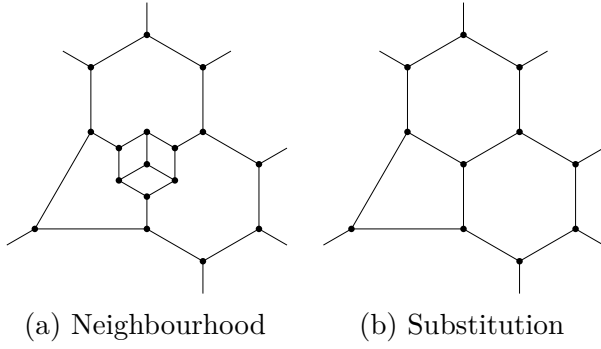


FIGURE 16. Graph substitution

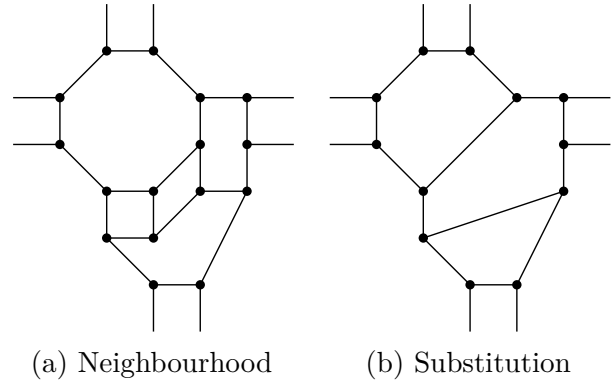


FIGURE 17. Graph substitution

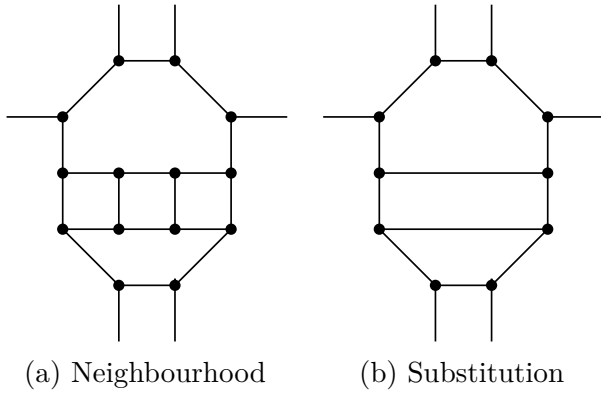


FIGURE 18. Graph substitution

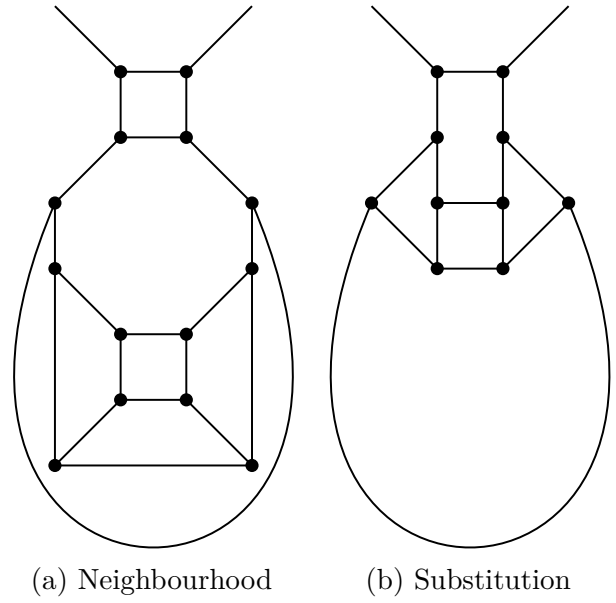


FIGURE 19. Graph substitution

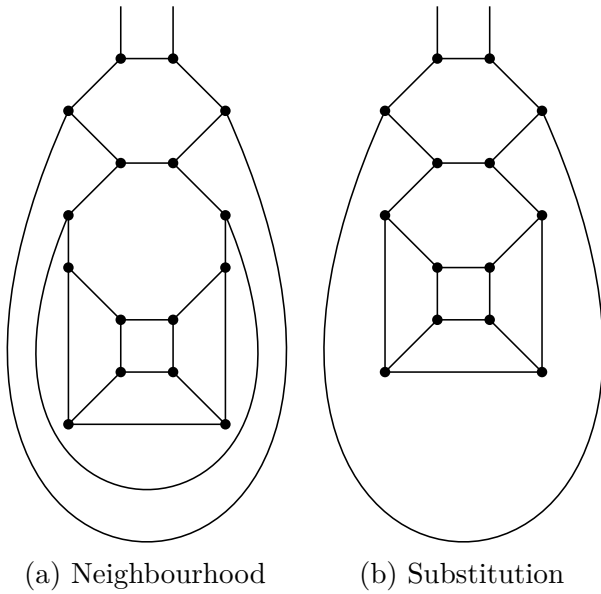


FIGURE 20. Graph substitution

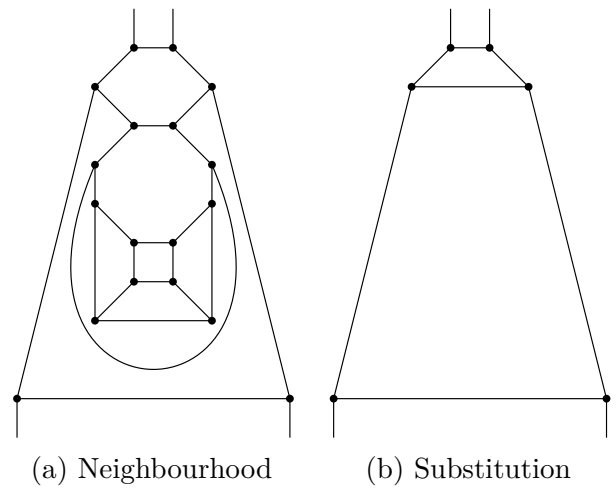


FIGURE 21. Graph substitution

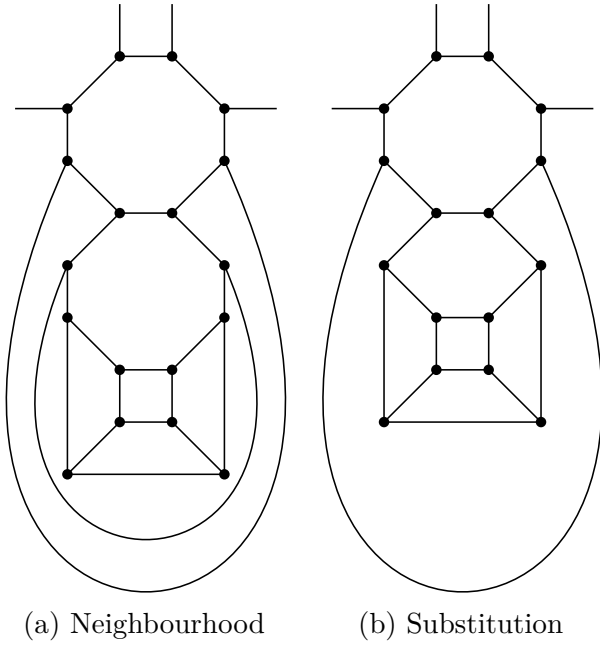


FIGURE 22. Graph substitution

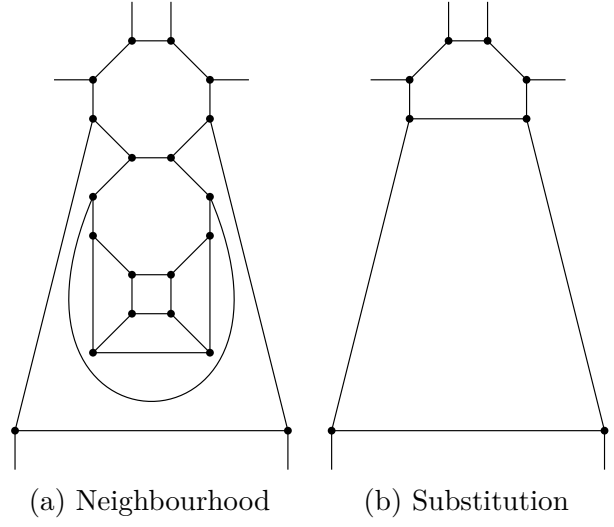


FIGURE 23. Graph substitution

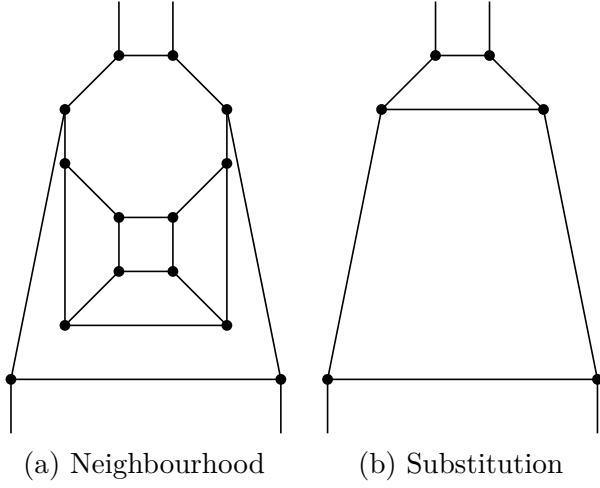


FIGURE 24. Graph substitution

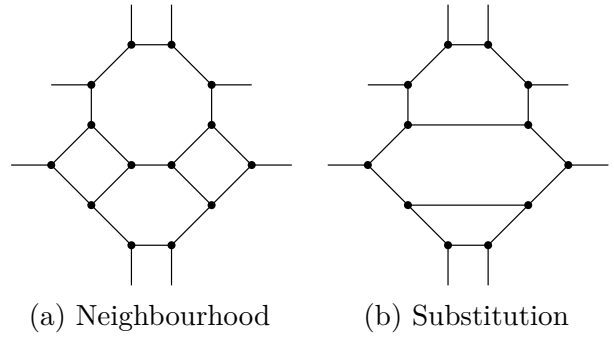


FIGURE 25. Graph substitution

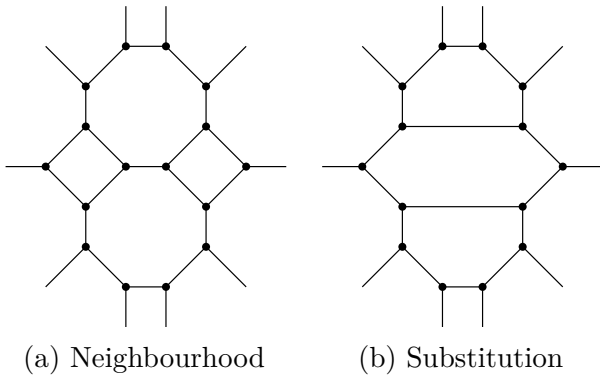


FIGURE 26. Graph substitution

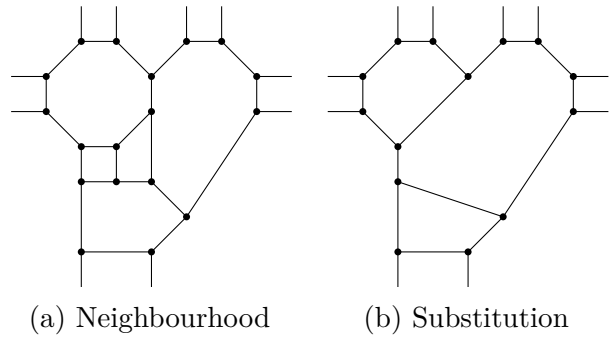


FIGURE 27. Graph substitution

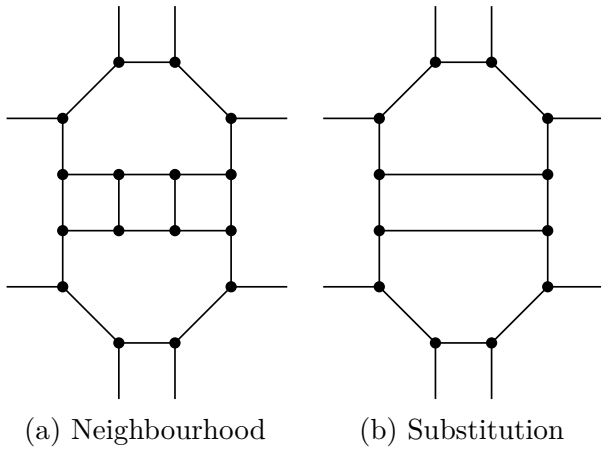


FIGURE 28. Graph substitution

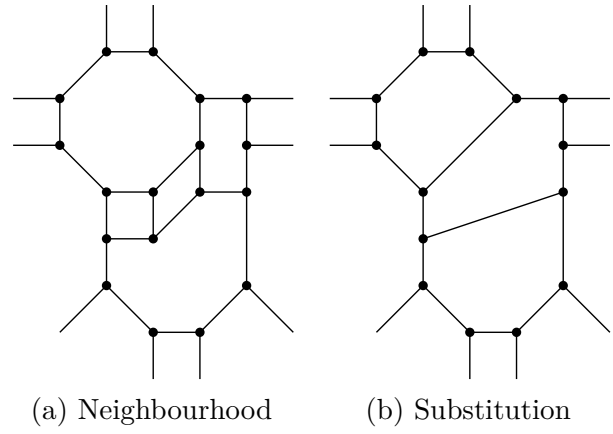


FIGURE 29. Graph substitution

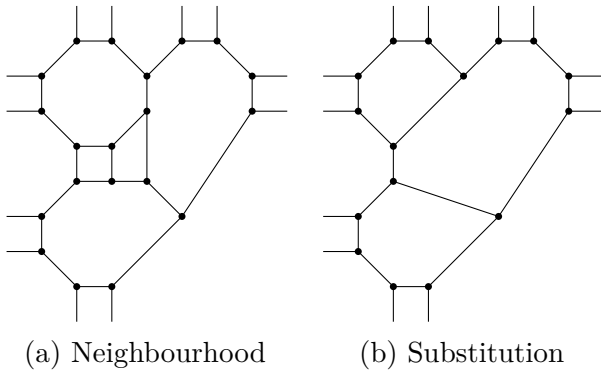


FIGURE 30. Graph substitution

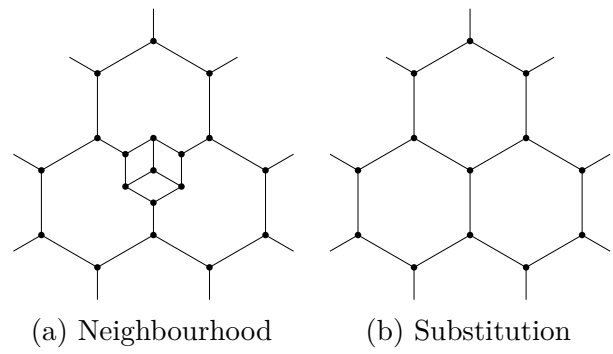


FIGURE 31. Graph substitution