

TRAIL: Joint Inference and Refinement of Knowledge Graphs with Large Language Models

Xinkui Zhao¹, Haode Li¹, Yifan Zhang¹, Guanjie Cheng¹, Yueshen Xu²

¹School of Software Technology, Zhejiang University

²School of Computer Science and Technology, Xidian University

Abstract

Recent advances in large language models (LLMs) have unlocked powerful reasoning and decision-making capabilities. However, their inherent dependence on static parametric memory fundamentally limits their adaptability, factual accuracy, and interpretability in knowledge-intensive scenarios. Knowledge graphs (KGs), as structured repositories of explicit relational knowledge, offer a promising approach for augmenting LLMs with external, interpretable memory. Nevertheless, most existing methods that combine LLMs with KGs treat reasoning and knowledge updating as separate processes, resulting in suboptimal utilization of new information and hindering real-time updates. In this work, we propose **TRAIL**: a novel, unified framework for **Thinking, Reasoning, And Incremental Learning** that couples joint inference and dynamic KG refinement with large language models. TRAIL enables LLM agents to iteratively explore, update, and refine knowledge graphs during the reasoning process, employing a confidence-driven mechanism for the generation, validation, and pruning of new facts. This plug-and-play architecture facilitates seamless integration with various LLMs, supporting continual adaptation without the need for retraining. Extensive experiments on multiple benchmarks demonstrate that TRAIL outperforms existing KG-augmented and retrieval-augmented LLM baselines by 3% to 13%. More importantly, these results represent a significant step toward developing adaptive, memory-augmented language models capable of continual learning and reliable, transparent reasoning.

Introduction

The rapid advancement of large language models (LLMs) has transformed capabilities across a wide range of domains, including natural language processing (Achiam et al. 2023; Touvron et al. 2023; Liu et al. 2024) and code generation (Guo et al. 2024a; Li et al. 2023; Zhu et al. 2024; Chowdhery et al. 2023; Fried et al. 2022). Despite their remarkable performance, mainstream LLMs are fundamentally limited by their reliance on static parametric memory, which renders them susceptible to hallucination (Ji et al. 2023; Katz et al. 2024; Onoe et al. 2022), knowledge staleness (Chu et al. 2025; Wang et al. 2024b), and a lack of interpretability—challenges that are particularly pronounced in knowledge-intensive domains (Yin et al. 2022). To address these limitations, knowl-

edge graphs (KGs) have emerged as a powerful form of structured external memory, offering explicit, relational representations of real-world facts that can be systematically accessed and interpreted (Edge et al. 2024; Liang et al. 2025; Peng et al. 2024; Procko and Ochoa 2024). Integrating LLMs with KGs has demonstrated promise in improving factual accuracy, enabling multi-hop reasoning, and enhancing transparency, thereby facilitating the development of more trustworthy and controllable AI systems.

However, existing approaches to KG-augmented LLM reasoning typically treat the knowledge base as a fixed, read-only resource (Luo et al. 2023; Xu et al. 2024), decoupling the processes of knowledge updating and logical inference. As illustrated in Figure 1(a), the graph-based retrieval-augmented generation (RAG) approach separates retrieval and insertion: relevant entities are first retrieved from the knowledge graph and provided to the LLM for answer generation. If the LLM possesses sufficient knowledge, it can generate accurate answers even with an incomplete graph. Knowledge graph updates occur only after answer generation and usually involve adding a small number of new entities or relations related to the response. This separation prevents the model from dynamically refining or accumulating knowledge during reasoning, resulting in newly inferred information often being omitted from the knowledge graph. Consequently, the system struggles to adapt to new evidence or bridge knowledge gaps in real time. This deficiency is particularly pronounced in applications such as personal agent assistants, where the knowledge graph must serve as an up-to-date, continuously evolving repository of personal information.

To address these challenges, we propose **TRAIL**: a novel framework that unifies **Thinking, Reasoning, And Incremental Learning** for joint inference and knowledge graph refinement with large language models. Unlike conventional approaches that treat knowledge graphs as static, read-only resources, TRAIL enables the LLM agent to interactively traverse, expand, and refine the knowledge graph throughout the reasoning process as shown in Figure 1(b). At each step, the agent dynamically decides whether to retrieve relevant subgraphs, hypothesize missing facts, or synthesize an answer, guided by both the evolving context and a confidence-based evaluation mechanism. This tight integration of reasoning and knowledge acquisition empowers TRAIL to incrementally accumulate new facts, resolve

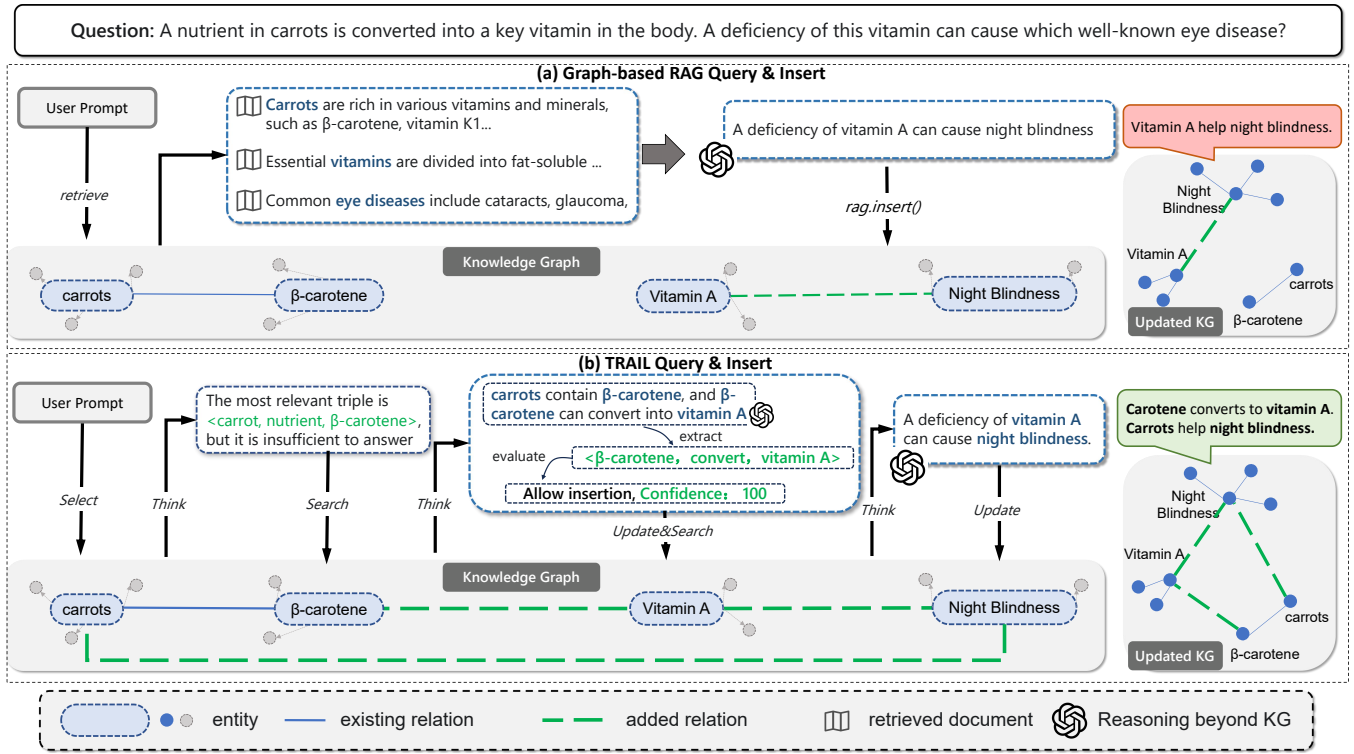


Figure 1: (a) Graph-based RAG Query & Insert: Related entities are retrieved and provided to the LLM to generate an answer. KG is updated after the answer is produced. (b) TRAIL Query & Insert: KG is updated dynamically during the reasoning process, allowing more information to be retained.

inconsistencies, and correct outdated information on-the-fly—without the need for retraining or manual intervention.

Crucially, TRAIL is designed as a **modular, plug-and-play** architecture that can be seamlessly integrated with a wide range of LLMs and downstream tasks. By coupling inference with continual knowledge graph refinement, TRAIL bridges the gap between static knowledge and adaptive reasoning, enabling the development of memory-augmented language models capable of lifelong learning. As demonstrated in our experiments, this framework not only delivers improved factual accuracy and interpretability compared to existing KG-augmented LLMs, but also provides a versatile foundation for building trustworthy and self-improving AI systems.

Our work makes the following key contributions:

- We propose **TRAIL**, a unified framework that tightly integrates thinking, reasoning, and incremental learning, enabling large language models to jointly perform inference and dynamic knowledge graph refinement in an interactive manner.
- We introduce a confidence-driven mechanism for real-time validation, refinement, and pruning of newly generated knowledge, ensuring both robustness and trustworthiness of the evolving knowledge graph during reasoning.
- We design a modular, plug-and-play architecture that can be seamlessly combined with diverse LLMs and applied to a wide range of domains, supporting continual adaptation

and knowledge transfer without additional retraining.

- Through comprehensive experiments on multiple medical QA benchmarks, we demonstrate that TRAIL consistently outperforms traditional KG-augmented and retrieval-augmented LLM baselines in both accuracy and interpretability, advancing the development of adaptive, memory-augmented language models.

Background

Despite the remarkable capabilities of large language models (LLMs), mainstream LLMs are fundamentally constrained by their static parametric memory. This limitation renders them susceptible to hallucinations (Ji et al. 2023; Katz et al. 2024; Onoe et al. 2022), knowledge staleness (Chu et al. 2025; Wang et al. 2024b), and a lack of interpretability, particularly in knowledge-intensive domains (Yin et al. 2022). To address these shortcomings, external knowledge retrieval (Kobayashi and Takeda 2000; Singhal et al. 2001) has emerged as a practical solution, providing reliable and up-to-date information for knowledge-intensive or domain-specific applications. Retrieval methods have also been effectively incorporated into advanced generative models in the era of AI-Generated Content (AIGC) (Li et al. 2024; Wu et al. 2024; Sheynin et al. 2022). Among these, Retrieval-Augmented Generation (RAG) (Lewis et al. 2020) stands out as one of the most prominent paradigms. RAG leverages information from external data sources as supplementary references or instructions for

both input queries and generated outputs (Min et al. 2020; Fan et al. 2024; Hu and Lu 2024).

However, vanilla RAG approaches often suffer from two key limitations: the lack of global information and the neglect of relational structure, both of which hinder their performance on complex reasoning tasks. To address these challenges, Graph Retrieval-Augmented Generation (GraphRAG) (Edge et al. 2024; Hu et al. 2024) has been proposed. Unlike traditional RAG, GraphRAG retrieves graph elements containing relational knowledge relevant to the query from a pre-constructed knowledge graph database. While GraphRAG and similar methods enhance LLM reasoning by providing structured relational information from static knowledge graphs, they still exhibit limitations due to loose coupling between the LLM and KG, and their reliance on the completeness of the underlying KG. Most existing paradigms simply use the LLM to translate user queries into KG queries, treating the actual reasoning over the KG as an independent process. Consequently, when the KG is incomplete or lacks certain relations, these approaches may still fail to answer knowledge-intensive or multi-hop questions.

To address these issues, a general and increasingly prevalent paradigm for reasoning over knowledge graphs with LLMs is to instantiate the LLM as an autonomous agent that interacts with the KG in a stepwise manner (Sun et al. 2023; Xu et al. 2024). Within this framework, the agent continually aligns its actions with the original query to maintain goal relevance and dynamically assesses its current memory state to evaluate informational sufficiency and determine the most effective next step. At each iteration, the agent strategically decides whether to explore new entities and relations from the KG, hypothesize missing facts based on its parametric knowledge, or synthesize a final answer once sufficient evidence has been gathered. This agent-based approach enables flexible, interpretable, and robust multi-hop reasoning, and forms the foundation of many recent advancements in LLM-augmented KG reasoning.

Motivation

While the integration of LLMs with KGs has notably enhanced factual accuracy and interpretability, a critical limitation still remains: KGs are typically treated as static, read-only repositories, and even verifiable knowledge newly inferred during reasoning is seldom fed back into the graph. This disconnect gives rise to several key challenges:

- **Ephemeral Knowledge Acquisition:** Valuable intermediate inferences generated during reasoning are often discarded, resulting in repeated work and missed opportunities for knowledge accumulation.
- **Limited Adaptivity and Coverage:** Separating reasoning from KG refinement limits the system’s capacity to incorporate new evidence, fill knowledge gaps, and mitigate the effects of outdated information in the KG.
- **Barriers to Trustworthy and Lifelong Learning:** Without mechanisms for real-time validation and integration of new knowledge, systems cannot evolve or improve over time, limiting their trustworthiness, transparency, and potential for continual self-improvement.

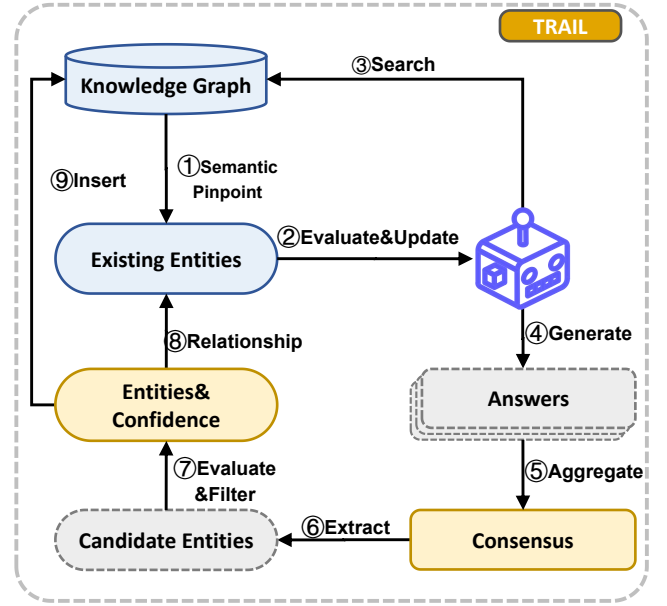


Figure 2: Schematic of the **TRAIL** framework. The agent iteratively retrieves and updates entities from the knowledge graph, assigns confidence scores, and validates new information through aggregation and consensus before integration. This process enables real-time answer synthesis and continual knowledge graph refinement.

To address these challenges, a unified framework is needed that supports both real-time reasoning and knowledge graph refinement. Such a framework should allow LLM agents to validate, integrate, and write back new knowledge during inference, enabling continual accumulation and refinement of facts throughout the reasoning process.

Methodology

In this section, we introduce our unified framework, **TRAIL** that tightly integrates **T**hinking, **R**easoning, and **I**ncremental **L**earning. TRAIL seamlessly couples large language models with knowledge graphs to enable joint inference and dynamic KG refinement. In contrast to existing approaches that treat the agent solely as a traverser of the KG, TRAIL empowers the agent to incrementally generate, validate, and integrate new facts into the KG throughout the reasoning process, as illustrated in Figure 2. This capability facilitates more effective and adaptive multi-hop reasoning, particularly when dealing with incomplete or evolving knowledge graphs.

Problem Formulation

Let $\mathcal{G} = \{(h, r, t)\}$ denote a knowledge graph, where h and t are entities and r is a relation. Given a user query q , the goal is to predict the answer entity a , which may require multi-hop reasoning over \mathcal{G} , to leverage the new, verified knowledge generated during this process to refine \mathcal{G} for future queries.

Seed Point Selection

Unlike existing KGQA benchmarks where the seed entity or region for reasoning is typically pre-specified and unambiguous (Sun et al. 2023; Xu et al. 2024), open-domain question answering scenarios present a significant challenge: the starting point for reasoning is often highly uncertain and lacks explicit guidance. However, methods that rely solely on semantic embedding similarity for seed entity selection, such as GraphRAG (Edge et al. 2024), are susceptible to several limitations. These approaches often exhibit a bias toward high-degree hub entities or densely connected supernodes, as such nodes tend to appear semantically similar to a broad spectrum of queries in the embedding space. This bias introduces substantial irrelevant or noisy context into the reasoning process and can cause uncontrolled expansion of the retrieved subgraph. To address these challenges, we propose a *multi-stage seed point selection framework* that leverages the dual-role capability of LLMs:

1. **Topic Identification:** Given query q , the LLM extracts a set of core semantic topics \mathcal{T} based on contextual understanding rather than keyword matching.
2. **Entity Anchoring:** Each topic t_j is embedded and its Top- K most similar entities $\mathcal{V}_{\text{cand}}^{(j)}$ are retrieved from the entity embedding index, ensuring both coverage and diversity:

$$\mathcal{V}_{\text{cand}}^{(j)} = \text{TopK}_{v_i \in \mathcal{V}} S_{\text{sim}}(t_j, v_i) \quad (1)$$

3. **Heuristic Selection:** All candidates $\mathcal{V}_{\text{cand}} = \bigcup_j \mathcal{V}_{\text{cand}}^{(j)}$ and topic context are input to the LLM, which selects the final seeds $\mathcal{V}_{\text{seed}}$ considering semantic relevance, balanced connectivity, and robustness for downstream inference:

$$\mathcal{V}_{\text{seed}} = \text{LLMSelect}(\mathcal{V}_{\text{cand}}, \mathcal{T}, q) \quad (2)$$

Knowledge Graph Refinement

To enable real-time adaptability and maintain the reliability of the evolving knowledge graph during reasoning, TRAIL incorporates a *KG refinement* module. This component is essential for supporting incremental learning in open-domain and user-interactive scenarios, where the incompleteness and continuous evolution of knowledge are inherent challenges.

The KG refinement process is structured around two key operations: (1) **Confidence Evaluation**, (2) **Evolving Generated Entities and Relations**.

Confidence Evaluation Given the inherent limitations of LLMs like hallucination and inconsistency, ensuring the reliability of our KG is paramount, especially as it becomes the foundation for subsequent reasoning steps. Unconditionally accepting all outputs from the reasoning process may propagate errors and compromise the integrity of the knowledge base. To address this, we introduce a *confidence evaluation mechanism* for new nodes.

Formally, we assign to each triple (h, r, t) in the knowledge graph a confidence score $c(h, r, t) \in [0, 100]$ as follows:

$$c(h, r, t) = \begin{cases} 100, & \text{if } (h, r, t) \in \mathcal{G}_{\text{truth}} \\ \text{JudgeLLM}(h, r, t), & \text{if } (h, r, t) \text{ is generated} \end{cases}$$

where $\text{JudgeLLM}(\cdot)$ denotes the output of the evaluation LLM, normalized to $[0, 100]$. Specially, we employ a dedicated evaluation LLM—distinct in architecture and training data from the reasoning model—is prompted to assess the plausibility and reliability of each candidate fact. This separation ensures fair and unbiased scoring. The evaluation process uses stringent prompts, designed to elicit critical and rigorous judgment from the evaluation model.

Evolving Generated Entities and Relations The evolution of generated entities and relations in our framework involves two key components: *Insertion* and *Refinement*. The former adds generated entities and relations to KG, while the latter adjusts or prunes the previously inserted entities and relations to improve consistency and accuracy. The entire process is illustrated in Algorithm 1.

Algorithm 1: Evolving Generated Entities and Relations

Input: Current KG \mathcal{G} , Query Q , Confidence Threshold τ

Output: Updated KG \mathcal{G}'

```

while Reasoning is ongoing do
  if Dead-end reached then
    Generate candidate outputs;
    Aggregate outputs to consensus;
    Parse consensus to entities/relations;
    foreach entities/relations do
      Evaluate confidence;
      if confidence >  $\tau$  then
        Insert into  $\mathcal{G}$ ;
  else if Expanding generated node then
    Re-evaluate confidence;
    Compute new confidence;
    if new confidence <  $\tau$  then
      Prune;
    Refinement for reasoning;
  Update session cache;

```

return Updated KG \mathcal{G}'

Insertion. Our framework automatically adds only verified and evaluated entities and relations during the reasoning process to address the incompleteness of static knowledge graphs, allowing for the hypothesis and incorporation of novel facts when explicit information is unavailable. This mechanism is triggered during the *Generate* phase when the reasoning process reaches a dead-end — that is, when search fails to discover a viable path in the KG.

To enhance factual accuracy and reduce randomness in the generated candidates, we set the LLM’s decoding temperature to a lower value during generation, thereby making its outputs more deterministic and reliable. To ensure quality and prevent noise, we adopt aggregation strategies inspired by recent advances such as MoA (Wang et al. 2024a) and LightRouter (Zhang et al. 2025). We sample multiple candidate outputs at each generation step and employ a secondary model to aggregate them, reaching a consensus among the

Table 1: **Effectiveness of TRAIL**. The best best is highlighted in red. Our method is listed at the bottom and is presented in **bold** for emphasis.

Models	MedQA	MedMCQA	PubMedQA	MMLU-Pro_Health	MMLU-Pro_Biology
<i>Comparative Models</i>					
DeepSeek-V3	79.6	72.0	82.2	72.6	84.8
Llama-3.1-70B-Instruct	78.4	72.5	78.5	68.2	80.8
Qwen2.5-72B-Instruct	72.7	66.2	71.7	65.3	78.8
HuatuoGPT-o1-70B	83.3	73.6	80.6	71.0	82.8
HuatuoGPT-o1-72B	81.4	73.6	84.9	72.0	82.8
<i>Comparative Methods</i>					
LightRAG (global)	82.1	70.6	82.0	69.2	85.7
LightRAG (local)	82.0	67.1	82.5	67.7	82.7
ToG	79.9	69.4	80.6	70.2	83.8
<i>Ours</i>					
TRAIL	79.9	72.1	82.6	76.5	88.7

candidates. This aggregation mechanism enhances the robustness and quality of the generated facts.

The aggregated consensus output is then parsed to extract entities and relations, which are organized into a candidate list for potential integration into the knowledge graph. Each candidate entity is evaluated using the previously described confidence evaluation mechanism. Only those candidates that surpass a predefined confidence threshold are inserted into the graph, with their confidence scores set according to the evaluation results.

Refinement. Our framework continuously refines entities and relations to prevent knowledge decay and ensure adaptability in a changing information landscape. Re-evaluation of hypothesized facts occurs either when new evidence emerges or when the reasoning model is upgraded to a more capable variant. This mechanism is initiated during the *Search* phase: as reasoning expands to neighboring nodes added in prior *Generate* phase, confidence re-evaluation is triggered to verify their validity and relevance, enabling dynamic refinement.

When the evaluation determines that refinements are necessary—such as updating entity descriptions or modifying inter-entity relations—the confidence score is recalculated by combining the previous score with the new evaluation to reflect the latest trust level. If this updated confidence falls below a set threshold, the entity and its connected edges are pruned from the graph to maintain data integrity.

To improve efficiency and prevent redundant or infinite re-evaluations, a session-specific cache ensures that each node is rescored at most once per reasoning session. This dynamic refinement and re-evaluation keeps the knowledge graph adaptive and reliable, integrating new information while preserving the integrity of generated entities. The updated node and its revised confidence score are then used in subsequent reasoning steps, allowing the system to leverage the most current and trustworthy knowledge.

Experiment Setup

Truth KG Construction Unlike conventional KGQA settings that assume a complete knowledge graph, we focus on a more realistic scenario where the space of real-world questions far exceeds the knowledge explicitly encoded in the KG. To simulate this setting, we construct an incomplete knowledge graph from a medical dataset (Chen et al. 2024b) containing 40.6k factual records. The first 30k records are used to build the KG using LightRAG (Guo et al. 2024b).

Dataset For a more comprehensive and detailed evaluation of our framework, we select five widely-used benchmark datasets in the medical domain: MedQA (Jin et al. 2020), MedMCQA (Pal, Umapathi, and Sankarasubbu 2022), PubMedQA (Jin et al. 2019), MMLU-Pro_Health (Wang et al. 2024c), and MMLU-Pro_Biology.

TRAIL Setup Deepseek-V3 (Liu et al. 2024) is employed as the reasoning model and Deepseek-R1 (Guo et al. 2025) is employed as the evaluation model.

Methods Selected for Comparison To comprehensively evaluate the effectiveness of our proposed TRAIL framework, we compare it with several strong and representative baselines across multiple benchmarks. Specifically, we consider the following categories:

Comparative Models: We select leading open-source LLMs, including DeepSeek-V3 (Liu et al. 2024), Llama-3.1-70B-Instruct (Touvron et al. 2023), Qwen2.5-72B-Instruct (Team 2024), HuatuoGPT-o1-70B, and HuatuoGPT-o1-72B (Chen et al. 2024b). These models are evaluated in a zero-shot setting without explicit access to external structured knowledge, serving as pure LLM baselines.

Retrieval-Augmented Generation: We implement LightRAG (Guo et al. 2024b) in both global and local retrieval modes to benchmark the effect of integrating external knowledge graphs with LLMs. LightRAG (Global) retrieves relevant information from the entire graph, while LightRAG (Local) focuses on contextually local subgraphs. Deepseek-V3 (Liu et al. 2024) is employed as the reasoning model.

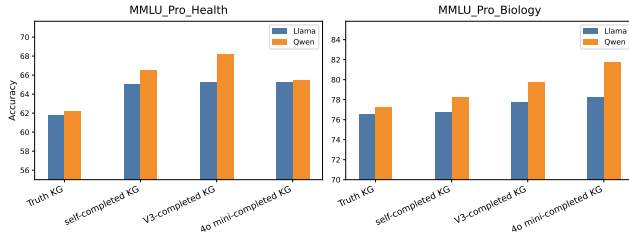


Figure 3: Accuracy of KG refinement strategies on MMLU-Pro_Health and MMLU-Pro_Biology. "Truth KG" is the original incomplete graph; other KGs are completed by self, V3, or 4o mini models. Results are reported for both Llama and Qwen.

Graph-based Reasoning: ToG (Sun et al. 2023) is included as a representative graph-based reasoning baseline, enabling multi-hop inference over knowledge graphs. Deepseek-V3 (Liu et al. 2024) is employed as the reasoning model.

Experiment Result

Table 1 presents the performance of TRAIL and several baseline models across five medical and biological question answering benchmarks. Our proposed method, **TRAIL**, consistently achieves strong results, outperforming all baseline methods on four out of five datasets.

Notably, TRAIL attains the highest accuracy on both MMLU-Pro_Health (76.5%) and MMLU-Pro_Biology (88.7%). This achievement is particularly significant, as the MMLU-Pro dataset is specifically designed to evaluate deep, multi-hop reasoning abilities rather than simple fact retrieval. The questions in this benchmark require synthesizing multiple, disparate pieces of knowledge to form coherent logical chains. Thus, TRAIL’s superior performance on these tasks highlights its effectiveness in addressing complex reasoning challenges. Compared to LightRAG and ToG, TRAIL demonstrates clear improvements, especially in domains that demand continual knowledge accumulation and adaptive inference. These results underscore the strengths of our unified framework, which enables LLMs not only to leverage but also to incrementally refine the knowledge graph throughout the reasoning process.

Discussion

Does Reasoning Model Ability Matter?

As shown in Figure 3, we assess the effects of various KG refinement strategies on MMLU-Pro_Health and MMLU-Pro_Biology. The results demonstrate that the baseline Truth KG yields the lowest accuracy for both Llama-3.1-70B-Instruct (hereafter Llama in figures and tables) and Qwen2.5-72B-Instruct (hereafter Qwen in figures and tables) as reasoning model, indicating that KG incompleteness is a major bottleneck for downstream performance.

Notably, even basic self-refinement of the knowledge graph consistently improves accuracy, underscoring the importance of addressing missing information. Moreover, employing more advanced refinement models—such as

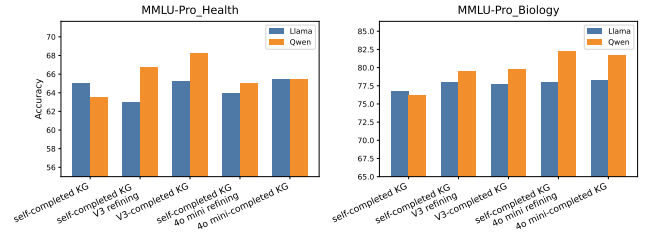


Figure 4: Performance of different KG refinement strategies on MMLU-Pro_Health and MMLU-Pro_Biology. “A-completed KG” uses KGs completed by model A; “A-completed KG B refining” further refines these with model B. Results are shown for both Llama and Qwen as reasoning models.

DeepSeek-V3 (hereafter referred to as "V3" in figures and tables) and GPT-4o mini (hereafter referred to as "4o mini" in figures and tables)—yields substantial and consistent performance gains, most notably on MMLU-Pro_Biology with the Qwen agent. These findings highlight that the capability of the underlying refinement model is critical to downstream performance. Across all settings, Qwen slightly outperforms Llama, though both exhibit the same trend: improvements in KG quality directly translate to enhanced task performance. By utilizing moderate-capacity retrieval agents, we ensure that the observed gains are primarily attributable to improvements in KG quality rather than the capabilities of the reasoning model itself.

Can KG be Continuously Improved?

The results in Figure 4 clearly demonstrate that knowledge graph refinement significantly enhances performance both in MMLU-Pro_Health and MMLU-Pro_Biology. The data reveals that an initially underperforming KG can achieve a substantial performance leap after being refined by a more advanced model. This phenomenon strongly suggests that the refinement process is not merely a simple "fix" but rather an effective "evolution" mechanism. It indicates that a flawed initial KG does not need to be discarded; instead, it can serve as a foundation for iterative optimization by integrating it with more powerful models.

Generalizability of TRAIL

Building on the previous experiments, which demonstrate the generalizability of TRAIL across different tasks and models, we further evaluate the utility of the constructed knowledge graphs when used with the LightRAG retriever. As shown in Table 2, incorporating completed KGs leads to substantial performance improvements for LightRAG on both MMLU-Pro_Health and MMLU-Pro_Biology.

Specifically, LightRAG achieves the lowest accuracy when using the original Truth-KG, while refinement with stronger models (Deepseek-V3 and GPT-4o mini) consistently boosts accuracy. These results further confirm that high-quality, completed knowledge graphs are broadly beneficial and can be effectively leveraged by different RAG frameworks.

Table 2: MMLU Pro Health and Biology Benchmark Results with LightRAG using Completed KG

Benchmark	Qwen	LightRAG		
		Truth-KG	V3-KG	4o-mini-KG
MMLU-Pro_Health	65.3	66.7	73.6	73.4
MMLU-Pro_Biology	78.8	81.5	82.0	84.2

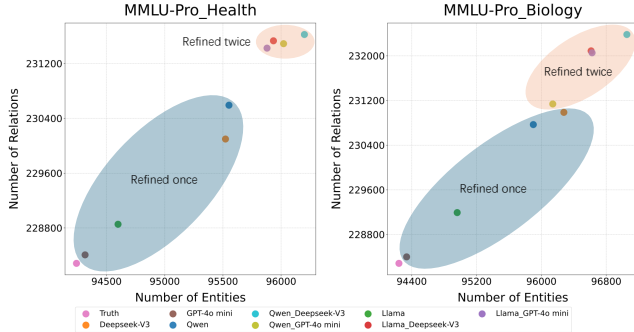


Figure 5: KG size after different TRAIL configurations.

A Deeper Discussion: Applications

Our framework flexibly integrates with LLMs of different scales, enabling the construction of enriched knowledge graphs (as shown in Figure 5) as structured external memories. By using strong LLMs for KG refinement and reasoning, we provide high-quality KGs that lightweight models can efficiently use for reasoning and retrieval, supporting deployment in resource-limited settings. As LLMs improve, our framework supports iterative KG updates without full reconstruction, ensuring the KG remains accurate and current. The modular design allows different models to be used for KG construction, validation, and inference, and makes it easy to transfer or share KGs across tasks and domains, improving both scalability and flexibility.

These KGs can be easily transferred between models and retrieval methods. Future work may explore dynamic switching between RAG and TRAIL to balance efficiency and cost. When used as agent memory, the KG also supports integration of personalized or user-specific knowledge, enabling more context-aware and adaptive behavior.

Related Work

Reasoning with LLM

LLMs have achieved strong results in natural language tasks, yet complex reasoning remains a challenge. Early models like GPT-3 (Brown et al. 2020) excelled at language understanding but struggled with reasoning, prompting the development of advanced prompting and training methods. Chain-of-thought and multi-path prompting (Wei et al. 2022; Zhang et al. 2022; Kojima et al. 2022; Yao et al. 2023; Besta et al. 2024) significantly improved reasoning by decomposing tasks and enabling exploration of diverse solution paths. Beyond prompting, techniques such as reinforcement learning (e.g., RLHF, DPO)(Ouyang et al. 2022; Rafailov et al.

2023), step-level supervision(Chen et al. 2024a), and search-based strategies (e.g., MCTS)(Silver et al. 2016; Wang et al. 2022) further align LLM behavior with human reasoning. Recent models(Guo et al. 2025; Zhong et al. 2024) advance the field by integrating both outcome-based and process-based supervision with sophisticated search at inference time.

KG-Enhanced LLM Reasoning

Integrating KGs with LLMs has emerged as a promising approach to enhance factual accuracy, reasoning depth, and reliability in question answering and complex reasoning tasks. Recently, retrieval-augmented methods such as GraphRAG (Edge et al. 2024; Liang et al. 2025; Procko and Ochoa 2024; Guo et al. 2024b) have established a new paradigm for customizing LLMs with well-structured external knowledge and improved contextual reasoning, and have demonstrated success across various domains (Chen 2025; Hang, Yu, and Tan 2025; Du et al. 2024). A notable line of research in this area treats the LLM as an intelligent agent that can interactively explore and reason over KGs. For instance, ToG (Sun et al. 2023) systematically formulates LLM-based multi-hop reasoning as an agentic path exploration process on the KG. Similarly, RoG (Luo et al. 2023) first generates relation paths as faithful reasoning plans, and then uses them to retrieve valid reasoning chains from KGs for downstream inference. To further address the challenge of incomplete KGs, GoG (Xu et al. 2024) empowers LLMs to dynamically generate missing factual triples during the reasoning process, thereby enabling robust hybrid reasoning based on both retrieved and generated knowledge.

Conclusion

This paper presents TRAIL, a unified framework for joint inference and dynamic refinement of knowledge graphs with large language models. By tightly coupling reasoning and knowledge graph evolution, TRAIL enables LLM agents to incrementally accumulate, validate, and update factual knowledge throughout multi-hop reasoning. Experimental results on multiple medical benchmarks demonstrate that TRAIL achieves superior accuracy and interpretability compared to existing KG-augmented and retrieval-augmented baselines. The proposed confidence-driven mechanism ensures the trustworthiness of the evolving knowledge base, while the modular architecture facilitates seamless integration with diverse LLMs and downstream applications. TRAIL provides a scalable foundation for developing adaptive, memory-augmented language models capable of continual learning, robust reasoning, and transparent decision-making.

Limitations

Despite the demonstrated effectiveness of TRAIL, several limitations remain. First, the overall performance of the framework is sensitive to the instruction-following and reasoning capabilities of the underlying language model; when deployed with less-aligned models, the accuracy of both KG refinement and multi-hop inference degrade noticeably. Second, TRAIL exhibits limited effectiveness in zero-shot and few-shot scenarios, where the model lacks sufficient context

or domain adaptation. Additionally, the confidence evaluation and refinement process introduces computational overhead, which may affect scalability in real-time or resource-constrained environments.

References

- Achiam, J.; Adler, S.; Agarwal, S.; Ahmad, L.; Akkaya, I.; Aleman, F. L.; Almeida, D.; Altenschmidt, J.; Altman, S.; Anadkat, S.; et al. 2023. Gpt-4 technical report. *arXiv preprint arXiv:2303.08774*.
- Besta, M.; Blach, N.; Kubicek, A.; Gerstenberger, R.; Podstawski, M.; Gianinazzi, L.; Gajda, J.; Lehmann, T.; Niewiadomski, H.; Nyczyk, P.; et al. 2024. Graph of thoughts: Solving elaborate problems with large language models. In *Proceedings of the AAAI Conference on Artificial Intelligence*, volume 38, 17682–17690.
- Brown, T.; Mann, B.; Ryder, N.; Subbiah, M.; Kaplan, J. D.; Dhariwal, P.; Neelakantan, A.; Shyam, P.; Sastry, G.; Askell, A.; et al. 2020. Language models are few-shot learners. *Advances in neural information processing systems*, 33: 1877–1901.
- Chen, G.; Liao, M.; Li, C.; and Fan, K. 2024a. Step-level value preference optimization for mathematical reasoning. *arXiv preprint arXiv:2406.10858*.
- Chen, J.; Cai, Z.; Ji, K.; Wang, X.; Liu, W.; Wang, R.; Hou, J.; and Wang, B. 2024b. HuatuoGPT-o1, Towards Medical Complex Reasoning with LLMs. *arXiv:2412.18925*.
- Chen, S. 2025. AcademicRAG: Knowledge Graph Enhanced Retrieval-Augmented Generation for Academic Resource Discovery: Enhancing Educational Resource Discovery through Knowledge Graph-Based RAG Framework.
- Chowdhery, A.; Narang, S.; Devlin, J.; Bosma, M.; Mishra, G.; Roberts, A.; Barham, P.; Chung, H. W.; Sutton, C.; Gehrmann, S.; et al. 2023. Palm: Scaling language modeling with pathways. *Journal of Machine Learning Research*, 24(240): 1–113.
- Chu, X.; Talluri, S.; Lu, Q.; and Iosup, A. 2025. An Empirical Characterization of Outages and Incidents in Public Services for Large Language Models. In *Proceedings of the 16th ACM/SPEC International Conference on Performance Engineering*, 69–80.
- Du, K.; Chen, J.; Rui, R.; Chai, H.; Fu, L.; Xia, W.; Wang, Y.; Tang, R.; Yu, Y.; and Zhang, W. 2024. CodeGRAG: Bridging the Gap between Natural Language and Programming Language via Graphical Retrieval Augmented Generation. *arXiv preprint arXiv:2405.02355*.
- Edge, D.; Trinh, H.; Cheng, N.; Bradley, J.; Chao, A.; Mody, A.; Truitt, S.; Metropolitansky, D.; Ness, R. O.; and Larson, J. 2024. From local to global: A graph rag approach to query-focused summarization. *arXiv preprint arXiv:2404.16130*.
- Fan, W.; Ding, Y.; Ning, L.; Wang, S.; Li, H.; Yin, D.; Chua, T.-S.; and Li, Q. 2024. A survey on rag meeting llms: Towards retrieval-augmented large language models. In *Proceedings of the 30th ACM SIGKDD conference on knowledge discovery and data mining*, 6491–6501.
- Fried, D.; Aghajanyan, A.; Lin, J.; Wang, S.; Wallace, E.; Shi, F.; Zhong, R.; Yih, W.-t.; Zettlemoyer, L.; and Lewis, M. 2022. Incoder: A generative model for code infilling and synthesis. *arXiv preprint arXiv:2204.05999*.
- Guo, D.; Yang, D.; Zhang, H.; Song, J.; Zhang, R.; Xu, R.; Zhu, Q.; Ma, S.; Wang, P.; Bi, X.; et al. 2025. Deepseek-r1:

- Incentivizing reasoning capability in llms via reinforcement learning. *arXiv preprint arXiv:2501.12948*.
- Guo, D.; Zhu, Q.; Yang, D.; Xie, Z.; Dong, K.; Zhang, W.; Chen, G.; Bi, X.; Wu, Y.; Li, Y.; et al. 2024a. DeepSeek-Coder: When the Large Language Model Meets Programming—The Rise of Code Intelligence. *arXiv preprint arXiv:2401.14196*.
- Guo, Z.; Xia, L.; Yu, Y.; Ao, T.; and Huang, C. 2024b. Lightrag: Simple and fast retrieval-augmented generation.
- Hang, C. N.; Yu, P.-D.; and Tan, C. W. 2025. TruMOR-GPT: Graph-Based Retrieval-Augmented Large Language Model for Fact-Checking. *IEEE Transactions on Artificial Intelligence*.
- Hu, Y.; Lei, Z.; Zhang, Z.; Pan, B.; Ling, C.; and Zhao, L. 2024. GRAG: Graph Retrieval-Augmented Generation. *arXiv:2405.16506*.
- Hu, Y.; and Lu, Y. 2024. Rag and rau: A survey on retrieval-augmented language model in natural language processing. *arXiv preprint arXiv:2404.19543*.
- Ji, Z.; Lee, N.; Frieske, R.; Yu, T.; Su, D.; Xu, Y.; Ishii, E.; Bang, Y. J.; Madotto, A.; and Fung, P. 2023. Survey of hallucination in natural language generation. *ACM computing surveys*, 55(12): 1–38.
- Jin, D.; Pan, E.; Oufattole, N.; Weng, W.-H.; Fang, H.; and Szolovits, P. 2020. What Disease does this Patient Have? A Large-scale Open Domain Question Answering Dataset from Medical Exams. *arXiv preprint arXiv:2009.13081*.
- Jin, Q.; Dhingra, B.; Liu, Z.; Cohen, W. W.; and Lu, X. 2019. Pubmedqa: A dataset for biomedical research question answering. *arXiv preprint arXiv:1909.06146*.
- Katz, D. M.; Bommarito, M. J.; Gao, S.; and Arredondo, P. 2024. Gpt-4 passes the bar exam. *Philosophical Transactions of the Royal Society A*, 382(2270): 20230254.
- Kobayashi, M.; and Takeda, K. 2000. Information retrieval on the web. *ACM computing surveys (CSUR)*, 32(2): 144–173.
- Kojima, T.; Gu, S. S.; Reid, M.; Matsuo, Y.; and Iwasawa, Y. 2022. Large language models are zero-shot reasoners. *Advances in neural information processing systems*, 35: 22199–22213.
- Lewis, P.; Perez, E.; Piktus, A.; Petroni, F.; Karpukhin, V.; Goyal, N.; Küttler, H.; Lewis, M.; Yih, W.-t.; Rocktäschel, T.; et al. 2020. Retrieval-augmented generation for knowledge-intensive nlp tasks. *Advances in neural information processing systems*, 33: 9459–9474.
- Li, J.; Liu, Y.; Fan, W.; Wei, X.-Y.; Liu, H.; Tang, J.; and Li, Q. 2024. Empowering molecule discovery for molecule-caption translation with large language models: A chatgpt perspective. *IEEE transactions on knowledge and data engineering*, 36(11): 6071–6083.
- Li, R.; Allal, L. B.; Zi, Y.; Muennighoff, N.; Kocetkov, D.; Mou, C.; Marone, M.; Akiki, C.; Li, J.; Chim, J.; et al. 2023. StarCoder: may the source be with you! *arXiv preprint arXiv:2305.06161*.
- Liang, L.; Bo, Z.; Gui, Z.; Zhu, Z.; Zhong, L.; Zhao, P.; Sun, M.; Zhang, Z.; Zhou, J.; Chen, W.; et al. 2025. Kag: Boosting llms in professional domains via knowledge augmented generation. In *Companion Proceedings of the ACM on Web Conference 2025*, 334–343.
- Liu, A.; Feng, B.; Xue, B.; Wang, B.; Wu, B.; Lu, C.; Zhao, C.; Deng, C.; Zhang, C.; Ruan, C.; et al. 2024. Deepseek-v3 technical report. *arXiv preprint arXiv:2412.19437*.
- Luo, L.; Li, Y.-F.; Haffari, G.; and Pan, S. 2023. Reasoning on graphs: Faithful and interpretable large language model reasoning. *arXiv preprint arXiv:2310.01061*.
- Min, S.; Michael, J.; Hajishirzi, H.; and Zettlemoyer, L. 2020. AmbigQA: Answering ambiguous open-domain questions. *arXiv preprint arXiv:2004.10645*.
- Onoe, Y.; Zhang, M. J.; Choi, E.; and Durrett, G. 2022. Entity cloze by date: What LMs know about unseen entities. *arXiv preprint arXiv:2205.02832*.
- Ouyang, L.; Wu, J.; Jiang, X.; Almeida, D.; Wainwright, C.; Mishkin, P.; Zhang, C.; Agarwal, S.; Slama, K.; Ray, A.; et al. 2022. Training language models to follow instructions with human feedback. *Advances in neural information processing systems*, 35: 27730–27744.
- Pal, A.; Umapathi, L. K.; and Sankarasubbu, M. 2022. MedMCQA: A Large-scale Multi-Subject Multi-Choice Dataset for Medical domain Question Answering. In Flores, G.; Chen, G. H.; Pollard, T.; Ho, J. C.; and Naumann, T., eds., *Proceedings of the Conference on Health, Inference, and Learning*, volume 174 of *Proceedings of Machine Learning Research*, 248–260. PMLR.
- Peng, B.; Zhu, Y.; Liu, Y.; Bo, X.; Shi, H.; Hong, C.; Zhang, Y.; and Tang, S. 2024. Graph retrieval-augmented generation: A survey. *arXiv preprint arXiv:2408.08921*.
- Procko, T. T.; and Ochoa, O. 2024. Graph retrieval-augmented generation for large language models: A survey. In *2024 Conference on AI, Science, Engineering, and Technology (AIxSET)*, 166–169. IEEE.
- Rafailov, R.; Sharma, A.; Mitchell, E.; Manning, C. D.; Ermon, S.; and Finn, C. 2023. Direct preference optimization: Your language model is secretly a reward model. *Advances in Neural Information Processing Systems*, 36: 53728–53741.
- Sheynin, S.; Ashual, O.; Polyak, A.; Singer, U.; Gafni, O.; Nachmani, E.; and Taigman, Y. 2022. Knn-diffusion: Image generation via large-scale retrieval. *arXiv preprint arXiv:2204.02849*.
- Silver, D.; Huang, A.; Maddison, C. J.; Guez, A.; Sifre, L.; Van Den Driessche, G.; Schrittwieser, J.; Antonoglou, I.; Panneershelvam, V.; Lanctot, M.; et al. 2016. Mastering the game of Go with deep neural networks and tree search. *nature*, 529(7587): 484–489.
- Singhal, A.; et al. 2001. Modern information retrieval: A brief overview. *IEEE Data Eng. Bull.*, 24(4): 35–43.
- Sun, J.; Xu, C.; Tang, L.; Wang, S.; Lin, C.; Gong, Y.; Ni, L. M.; Shum, H.-Y.; and Guo, J. 2023. Think-on-graph: Deep and responsible reasoning of large language model on knowledge graph. *arXiv preprint arXiv:2307.07697*.
- Team, Q. 2024. Qwen2 technical report. *arXiv preprint arXiv:2407.10671*.
- Touvron, H.; Lavril, T.; Izacard, G.; Martinet, X.; Lachaux, M.-A.; Lacroix, T.; Rozière, B.; Goyal, N.; Hambro, E.;

Azhar, F.; et al. 2023. Llama: Open and efficient foundation language models. *arXiv preprint arXiv:2302.13971*.

Wang, J.; Wang, J.; Athiwaratkun, B.; Zhang, C.; and Zou, J. 2024a. Mixture-of-agents enhances large language model capabilities. *arXiv preprint arXiv:2406.04692*.

Wang, X.; Wei, J.; Schuurmans, D.; Le, Q.; Chi, E.; Narang, S.; Chowdhery, A.; and Zhou, D. 2022. Self-consistency improves chain of thought reasoning in language models. *arXiv preprint arXiv:2203.11171*.

Wang, Y.; Gao, Y.; Chen, X.; Jiang, H.; Li, S.; Yang, J.; Yin, Q.; Li, Z.; Li, X.; Yin, B.; et al. 2024b. Memoryllm: Towards self-updatable large language models. *arXiv preprint arXiv:2402.04624*.

Wang, Y.; Ma, X.; Zhang, G.; Ni, Y.; Chandra, A.; Guo, S.; Ren, W.; Arulraj, A.; He, X.; Jiang, Z.; et al. 2024c. Mmlu-pro: A more robust and challenging multi-task language understanding benchmark. *Advances in Neural Information Processing Systems*, 37: 95266–95290.

Wei, J.; Wang, X.; Schuurmans, D.; Bosma, M.; Xia, F.; Chi, E.; Le, Q. V.; Zhou, D.; et al. 2022. Chain-of-thought prompting elicits reasoning in large language models. *Advances in neural information processing systems*, 35: 24824–24837.

Wu, J.; Chang, C.-C.; Yu, T.; He, Z.; Wang, J.; Hou, Y.; and McAuley, J. 2024. Coral: collaborative retrieval-augmented large language models improve long-tail recommendation. In *Proceedings of the 30th ACM SIGKDD Conference on Knowledge Discovery and Data Mining*, 3391–3401.

Xu, Y.; He, S.; Chen, J.; Wang, Z.; Song, Y.; Tong, H.; Liu, G.; Liu, K.; and Zhao, J. 2024. Generate-on-graph: Treat llm as both agent and kg in incomplete knowledge graph question answering. *arXiv preprint arXiv:2404.14741*.

Yao, S.; Yu, D.; Zhao, J.; Shafran, I.; Griffiths, T.; Cao, Y.; and Narasimhan, K. 2023. Tree of thoughts: Deliberate problem solving with large language models. *Advances in neural information processing systems*, 36: 11809–11822.

Yin, D.; Dong, L.; Cheng, H.; Liu, X.; Chang, K.-W.; Wei, F.; and Gao, J. 2022. A survey of knowledge-intensive nlp with pre-trained language models. *arXiv preprint arXiv:2202.08772*.

Zhang, Y.; Zhao, X.; Wang, Z.; Cheng, G.; Xu, Y.; Deng, S.; and Yin, J. 2025. LightRouter: Towards Efficient LLM Collaboration with Minimal Overhead. *arXiv preprint arXiv:2505.16221*.

Zhang, Z.; Zhang, A.; Li, M.; and Smola, A. 2022. Automatic chain of thought prompting in large language models. *arXiv preprint arXiv:2210.03493*.

Zhong, T.; Liu, Z.; Pan, Y.; Zhang, Y.; Zhou, Y.; Liang, S.; Wu, Z.; Lyu, Y.; Shu, P.; Yu, X.; et al. 2024. Evaluation of openai o1: Opportunities and challenges of agi. *arXiv preprint arXiv:2409.18486*.

Zhu, Q.; Guo, D.; Shao, Z.; Yang, D.; Wang, P.; Xu, R.; Wu, Y.; Li, Y.; Gao, H.; Ma, S.; et al. 2024. Deepseek-coder-v2: Breaking the barrier of closed-source models in code intelligence. *arXiv preprint arXiv:2406.11931*.