

GraphProp: Training the Graph Foundation Models using Graph Properties

Ziheng Sun*, Qi Feng*, Lehao Lin, Chris Ding, Jicong Fan[†]

School of Data Science
The Chinese University of Hong Kong, Shenzhen

Abstract

This work focuses on training graph foundation models (GFM) that have strong generalization ability in graph-level tasks such as graph classification. Effective GFM training requires capturing information consistent across different domains. We discover that graph structures provide more consistent cross-domain information compared to node features and graph labels. However, traditional GFMs primarily focus on transferring node features from various domains into a unified representation space but often lack structural cross-domain generalization. To address this, we introduce GraphProp, which emphasizes structural generalization. The training process of GraphProp consists of two main phases. First, we train a structural GFM by predicting graph invariants. Since graph invariants are properties of graphs that depend only on the abstract structure, not on particular labellings or drawings of the graph, this structural GFM has a strong ability to capture the abstract structural information and provide discriminative graph representations comparable across diverse domains. In the second phase, we use the representations given by the structural GFM as positional encodings to train a comprehensive GFM. This phase utilizes domain-specific node attributes and graph labels to further improve cross-domain node feature generalization. Our experiments demonstrate that GraphProp significantly outperforms the competitors in supervised learning and few-shot learning, especially in handling graphs without node attributes.

1 Introduction

Graph Foundation Models (GFMs) are gaining more and more attention in research related to graph data, as they aim to leverage diverse data to improve effectiveness across various tasks and domains. Recent advancements (Galkin et al. 2023; Zheng et al. 2023; Liu et al. 2024; Yuan et al. 2025; Wang et al. 2025; Fu, He, and Li 2025) demonstrate that GFMs can generalize well to new, unseen graphs. These models are typically classified into three types based on their adaptability: domain-specific, task-specific, and primitive (Mao et al.). Domain-specific GFMs are designed to learn universal features within a particular domain, allowing a single model to efficiently handle multiple tasks, often outperforming specialized models. Examples include MoleBERT (Xia et al. 2023), DPA-2 (Zhang et al. 2023), and DiG

(Zheng et al. 2023), which are developed to handle multiple molecular tasks within the chemical domain. Task-specific GFMs are trained on rich data sources to perform specific tasks, making them suitable for fields with less abundant data. For example, ULTRAQUERY (Galkin et al. 2024) and ULTRA (Galkin et al. 2023) are designed for knowledge graph reasoning and can be trained on extensive data sources like Wikipedia, enabling their application in less data-rich domains. Similarly, GraphFM (Lachi et al. 2024), GraphAny (Zhao et al. 2024), and GRAPHTEXT (Zhao et al. 2023b) are trained for node classification tasks using graphs from various domains, including chemical and social networks. Primitive GFMs are more versatile but limited in the range of datasets and tasks they can handle. For instance, UniAug (Tang et al. 2024), a universal graph structure augmentor based on a diffusion model, captures diverse graph data patterns and can be used to adaptively assist downstream tasks.

The main challenge in developing GFMs is capturing consistent information from graph data that varies across different domains (Galkin et al. 2023). For instance, in molecular data (Yang, Cohen, and Salakhudinov 2016), graph structures represent 3-D spatial relationships and atomic bonds, while node features capture chemical properties. In social networks (Dwivedi et al. 2023), structures represent user connections, and node features reflect user attributes. Due to these differing distributions, it is challenging for a single model to learn unified representations across domains. Traditionally, one approach is to convert graph structures and node features into text and leverage large language models (LLMs) to create unified representations for graphs from different domains. Although no direct method currently exists for learning unified graph structure representations, existing graph reasoning LLMs can be adapted for this purpose. For example, GraphQA (Fatemi, Halcrow, and Perozzi 2023) describes graph connectivity in text and then poses graph reasoning questions to LLMs. By incorporating domain descriptions into these prompts, GraphQA can be adapted to learn unified representations of graph structures, effectively functioning as a structural GFM. Similarly, other graph reasoning LLMs, like NLGraph (Wang et al. 2024), which focuses on tasks such as shortest paths and connectivity by converting graphs into text, can also be used to learn unified graph structure representations. For learning unified node feature representations, the One For

*These authors contributed equally.

[†]Corresponding author.

All (OFA) method proposed by (Liu et al. 2024) employs text-attributed graphs (TAGs) to consolidate graph datasets from various domains into a single, large TAG dataset, and then utilizes LLMs to learn unified node feature representations across all domains jointly. However, these methods have limitations. Graph reasoning GFMs primarily focus on reasoning abilities rather than comprehensive structural representations, and in-context GFMs may struggle with structural generalization, especially when dealing with graph data lacking node features.

To improve GFMs, we aim to capture information that remains consistent across different domains. We have observed that the structure of graphs contains invariant information (properties depending on the abstract structure only) that is shared across domains. For example, whether dealing with molecular data or social networks, their abstract graph structures exhibit common properties like the fractional chromatic number (Scheinerman and Ullman 2013) and Lovász number (Lovász 1979), even if their specific values differ. On the other hand, node features and graph labels are highly domain-specific and lack this cross-domain consistency. For instance, node features in molecular data describe chemical properties, while in social networks, they represent user attributes, without overlap between them. Similarly, graph labels, such as the class of a molecule or the type of social community, are tied to domain-specific knowledge, making them unique to each domain (Wang and Fan 2024; Qian et al. 2025).

Given these distinctions, we introduce GraphProp, a GFM training method that separates the use of structural information from domain-specific node features and graph labels. GraphProp begins by training a cross-domain structural GFM through the prediction of graph properties in a supervised manner. To achieve comprehensive cross-domain structural representations, GraphProp incorporates a wide range of graph properties, including novel ones like the fractional chromatic number. This approach enables explicit unified graph structure learning through graph data augmentation, extending traditional methods like G-Mixup (Han et al. 2022) for cross-domain GFM training. GraphProp also addresses the scarcity of graph data by leveraging unlabeled and synthetic graphs, ensuring sufficient data for effective GFM training. After training the structural GFM, we use its structural representation as positional encoding to train a comprehensive GFM. This training phase employs in-context learning with domain-specific node features and graph labels to enhance cross-domain node feature generalization. Overall, the GraphProp framework achieves both structural and node feature generalization across domains.

Our contributions are as follows:

- We introduce GraphProp, a GFM training method that first trains a structural GFM by predicting graph properties. Then, it uses these structural representations to train a comprehensive GFM through in-context learning with domain-specific features and labels.
- We provide theoretical guarantees that GraphProp has strong graph-discrimination ability, which is essential for graph-level tasks.

- To the best of our knowledge, GraphProp is the first GFM that achieves both structural and node feature generalization across domains for graph-level tasks. Many existing GFMs merely use in-context learning with text-attributed graphs, lacking structural generalization.
- We bridge the use of graph theory in GFM training through graph property prediction. This approach addresses the scarcity of labeled data by effectively utilizing unlabeled and even synthetic graphs for scalable GFM training.

2 Preliminary

2.1 Notations

In this work, we use x , \mathbf{x} , \mathbf{X} , and \mathcal{X} to denote a scalar, vector, matrix, and set, respectively. We define $[n] = \{1, 2, \dots, n\}$. Let $G = (V, E)$ be a graph with n nodes and node features $\{\mathbf{x}_v \in \mathbb{R}^d \mid v \in V\}$. We denote the adjacency matrix as $\mathbf{A} \in \{0, 1\}^{n \times n}$, the node features matrix as $\mathbf{X} = [\mathbf{x}_1, \dots, \mathbf{x}_n]^\top \in \mathbb{R}^{n \times d}$, and the graph label as y . Let $\mathcal{G} := \{\mathcal{G}^{(1)}, \dots, \mathcal{G}^{(M)}\}$ be the graph datasets from M different domains and denote $G^{(m)} \in \mathcal{G}^{(m)}$ a graph from the m -th domain, with adjacency matrix $\mathbf{A}^{(m)}$, node feature matrix $\mathbf{X}^{(m)}$, and graph label $y^{(m)}$. For simplicity and without loss of generality, we assume all graphs have the same number of nodes n , all domains have N graphs, and all domains have the same feature dimension d . The actual values will be specified in our experiments.

2.2 LLM-based Graph Encoding

We introduce the techniques of processing graph data using LLMs. Following GraphQA (Fatemi, Halcrow, and Perozzi 2023), we introduce TSG to represent the adjacency matrix \mathbf{A} using text prompts in Figure 1, where we also include graph invariants (to be detailed in Section 3.2). Following OFA (Liu et al. 2024), we introduce TAG to represent the node feature matrix \mathbf{X} using text prompts in Figure 2.

Type: TSG; **Domain:** Molecular; **Number of Nodes:** 10; **Overall Properties:** Fiedler value = 0.85; Lovász number = 1.67; **Connectivity:**

- Node 1: Connected to nodes 2 and 3;
- Node 2: Connected to nodes 6 and 8; ...

Figure 1: Text-Structure Graphs (TSG)

Type: TAG; **Domain:** Molecular; **Number of Nodes:** 10; **Overall Chemical Features:** Polar, Aromatic, Hydrophobic regions; **Node Features:**

- Node 1: Atom: Carbon, sp³ hybridization, helix chirality, ...;
- Node 2: Atom: Oxygen, involved in a hydrogen bond, ...;

Figure 2: Text-Attributed Graphs (TAG)

Consider a graph $G^{(m)}$ from domain m . We define its unified graph structure representation as $\mathbf{c}^{(m)}$ and its unified node feature representation matrix as $\mathbf{E}^{(m)}$. These unified representations are generated by an LLM as follows:

$$\mathbf{c}^{(m)} = \text{LLM}(\text{TSG of } G^{(m)}), \mathbf{E}^{(m)} = \text{LLM}(\text{TAG of } G^{(m)}). \quad (1)$$

Since $\mathbf{E}^{(m)} = [\mathbf{e}_1^{(m)}, \dots, \mathbf{e}_n^{(m)}]^\top$ represents the node-level features, we can compute the graph-level representation as the average of all node features: $\bar{\mathbf{e}}^{(m)} = \frac{1}{n} \sum_{i=1}^n \mathbf{e}_i^{(m)}$. Research in in-context learning (Fatemi, Halcrow, and Perozzi 2023; Liu et al. 2024) suggests that these unified representations, even from different domains, share common representation spaces.

3 GraphProp

In this section, we present the GraphProp method, covering its motivation, the structural GFM training, and the comprehensive GFM training.

3.1 Motivations

Our goal is to train GFMs that effectively learn across different domains by capturing consistent information shared among them. This raises the question: **How much cross-domain consistent information do graph structures and node features contain, respectively?**

We intuitively believe that graph structures hold more cross-domain consistent information than node features. For example, both molecular data and social networks share common graph properties like the Lovász number, even if the specific values differ. In contrast, node features are highly domain-specific—molecular data features describe chemical properties, while social network features relate to user attributes, with little overlap between them.

To verify this qualitatively, we used the method introduced by Section 2.2 to obtain graph structure representations $\mathbf{c}_i^{(m)}$ and average node feature representations $\bar{\mathbf{e}}_i^{(m)}$ for each graph $G_i^{(m)}$, and normalized them to have zero means. We then calculate the following similarities: $\rho(\mathbf{c}_i^{(m_1)}, \mathbf{c}_j^{(m_2)}) = \langle \mathbf{c}_i^{(m_1)}, \mathbf{c}_j^{(m_2)} \rangle / \|\mathbf{c}_i^{(m_1)}\| \|\mathbf{c}_j^{(m_2)}\|$, $\rho(\bar{\mathbf{e}}_i^{(m_1)}, \bar{\mathbf{e}}_j^{(m_2)}) = \langle \bar{\mathbf{e}}_i^{(m_1)}, \bar{\mathbf{e}}_j^{(m_2)} \rangle / \|\bar{\mathbf{e}}_i^{(m_1)}\| \|\bar{\mathbf{e}}_j^{(m_2)}\|$. When $m_1 = m_2$, these measure in-domain correlations; when $m_1 \neq m_2$, these measure cross-domain correlations. We compiled the representations into matrices $\mathbf{C} = [\mathbf{c}_1^{(1)}, \dots, \mathbf{c}_N^{(M)}]^\top \in \mathbb{R}^{MN \times d}$ and $\bar{\mathbf{E}} = [\bar{\mathbf{e}}_1^{(1)}, \dots, \bar{\mathbf{e}}_N^{(M)}]^\top \in \mathbb{R}^{MN \times d}$. The similarity matrices $\text{cor}(\mathbf{C}) \in [-1, 1]^{MN \times MN}$ and $\text{cor}(\bar{\mathbf{E}}) \in [-1, 1]^{MN \times MN}$ capture the pairwise correlations of rows in \mathbf{C} and $\bar{\mathbf{E}}$.

Figure 3 visualizes $\text{cor}(\mathbf{C})$ and $\text{cor}(\bar{\mathbf{E}})$. The in-domain correlations are located on the diagonal blocks, and the cross-domain correlations are located on the off-diagonal blocks. We observed that the cross-domain correlation of \mathbf{C} is higher than that of $\bar{\mathbf{E}}$, indicating that graph structures contain more cross-domain consistent information than node features. Furthermore, the low cross-domain correlation of $\bar{\mathbf{E}}$ suggests that node features have little cross-domain consistent information. We also use the Weisfeiler-lehman (WL)

graph kernel (Shervashidze et al. 2011) to calculate the kernel matrix \mathbf{K} over all the graphs, compute the embeddings as $\mathbf{Z} = \mathbf{U}\mathbf{S}^{1/2}$, and further compute the similarity matrix $\text{cor}(\mathbf{Z})$, where \mathbf{U} and \mathbf{S} are from the singular value decomposition of \mathbf{K} . $\text{cor}(\mathbf{Z})$ is also shown in Figure 3. We can see that the cross-domain correlation is also more significant than that in $\text{cor}(\bar{\mathbf{E}})$. These results confirm our intuition and match real-world observations, reinforcing the importance of focusing on graph structures in GFM training.

To address this, we first train a structural GFM by predicting graph properties. Then, we use these structural representations to train a comprehensive GFM through in-context learning with domain-specific features and labels. These will be detailed in the following sections.

3.2 Structural GFM Guided by Graph Invariants

We aim to learn a structural GFM from graphs’ abstract structures (or adjacency matrices) only, under the supervision of graph invariants. In graph theory, a graph invariant, or property, depends solely on the structure of the graph, not on its representation or labeling. Given a graph G , a function $\alpha : \mathbb{A} \rightarrow \mathbb{R}$ maps the adjacency matrix \mathbf{A} to a real number, representing a specific graph property p , i.e., $p = \alpha(\mathbf{A})$. If two graphs are isomorphic, their graph properties are exactly the same. Examples of well-established graph properties include number of connected components, diameter, girth, independent number (Biggs 1993), clique number (Aigner 1995), Lovász number (Lovász 1979), fractional chromatic number (Scheinerman and Ullman 2013), etc. We will provide detailed descriptions of these properties, particularly those computable in polynomial time, in the supplementary material.

If the structural GFM can predict a graph invariant p accurately, we can conclude that the node representations given by the GFM preserve the p -related information of the graph. Therefore, if we hope that the GFM can extract more information from the graphs, it should predict more graph invariants accurately. In our study, we consider K different graph properties to form a property vector \mathbf{p} , where each property p_k is computed by a known algorithm $\alpha_k(\mathbf{A})$. This can be expressed as:

$$\mathbf{p} = \alpha(\mathbf{A}) \quad (2)$$

where $\mathbf{p} = [p_1, \dots, p_K]^\top$ and $p_k = \alpha_k(\mathbf{A})$. Because different graph properties usually have different scales, we normalize each property p_k to have zero mean and unit variance, which ensures each property is equally important in the vector \mathbf{p} .

A few examples of graph properties considered in GraphProp are as follows:

- **Fiedler value** (Fiedler 1973): second-smallest eigenvalue of Laplacian matrix
- **Diameter** (Bouttier, Di Francesco, and Guitter 2003): max eccentricity of any vertex
- **Fractional chromatic number** (Scheinerman and Ullman 2013): smallest k with distribution over independent sets
- **Hyper-Wiener index** (Randić 1993): topological index based on distances

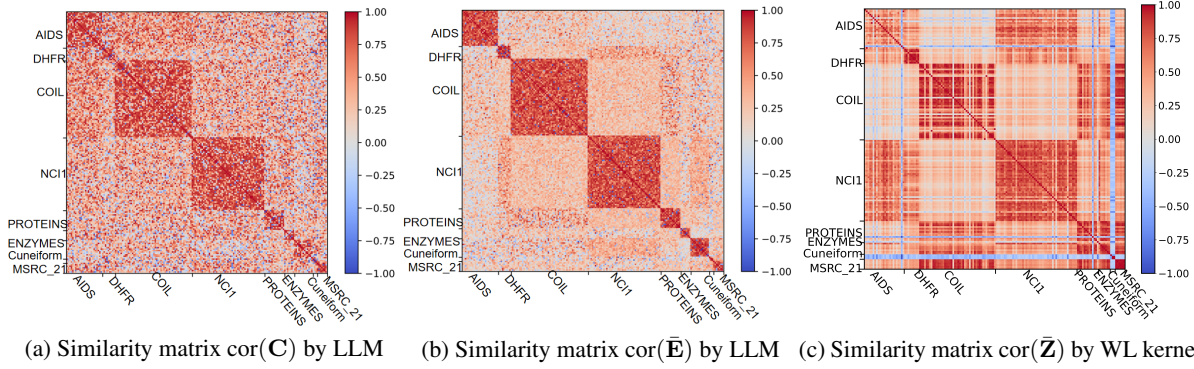


Figure 3: In-domain and cross-domain similarity of the representations given by LLM (Llama2-7b(Touvron et al. 2023)) and WL-subtree graph kernel (Shervashidze et al. 2011) on eight graph datasets.

- **Lovász number** (Lovász 1979): upper bound on Shannon capacity of graph
- **Parry–Sullivan invariant** (Parry and Sullivan 1975): quantity of incidence matrix, defined as $\det(\mathbf{I} - \mathbf{A})$
- **Splittance** (Hammer and Simeone 1981): measure of distance from a split graph
- **Strength** (Cunningham 1985): min ratio of edges removed to components created
- **Wiener index** (Rouvray 2002): sum of shortest paths between all vertex pairs

The structural GFM, denoted as $f(\cdot; \Theta)$, is implemented using graph transformers¹ with parameters Θ . Let $\mathbf{B} \in \mathbb{R}^{n \times d}$ be the positional encoding matrix of G , computed as $\mathbf{B} = \phi(\mathbf{A})$. Since node features \mathbf{X} are not used during training, we feed the positional encoding matrix \mathbf{B} directly into $f(\cdot; \Theta)$, which generates a structural representation $\mathbf{Z} \in \mathbb{R}^{n \times d}$:

$$\mathbf{Z}_\Theta = f(\mathbf{B}; \Theta) \quad (3)$$

The graph properties are then predicted using a regressor $\varphi(\cdot; \Psi)$, with parameters Ψ :

$$\hat{\mathbf{p}}_{\Theta, \Psi} = \varphi(\mathbf{Z}_\Theta; \Psi) \quad (4)$$

We denote $\ell_{\text{prop}}(\cdot, \cdot)$ the graph property regression loss. During the training process, we optimize the parameters Θ and Ψ by solving the following minimization problem:

$$\Theta^*, \Psi^* = \underset{\Theta, \Psi}{\operatorname{argmin}} \mathbb{E}_{G \in \mathcal{G}} [\ell_{\text{prop}}(\hat{\mathbf{p}}_{\Theta, \Psi}, \mathbf{p})] \quad (5)$$

where $\ell_{\text{prop}}(\hat{\mathbf{p}}_{\Theta, \Psi}, \mathbf{p}) = \|\hat{\mathbf{p}}_{\Theta, \Psi} - \mathbf{p}\|^2$ for example. To ensure accurate prediction for graph properties, the positional encoding matrix $\mathbf{B} = \phi(\mathbf{A})$ used for graph property prediction must contain all of the information of the adjacency matrix. Therefore, we require that ϕ is reversible.

Definition 1 (Reversible Positional Encoding) A positional encoding operation ϕ is invertible if there exists a reverse operation $\bar{\phi}$ such that $\mathbf{A} = \bar{\phi}(\phi(\mathbf{B}))$.

¹Due to space limitations, the introduction to graph transformers (Vaswani 2017; Yun et al. 2019; Rampášek et al. 2022) is in the supplementary material.

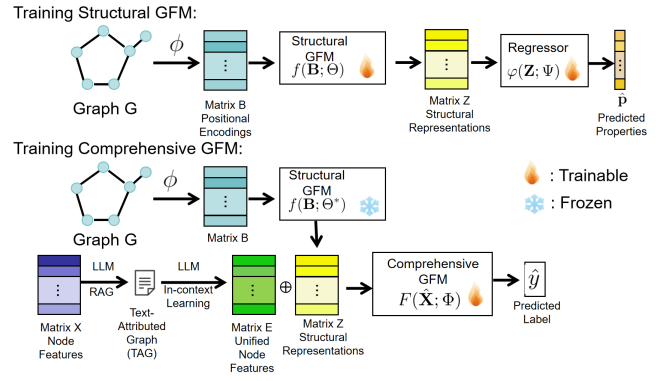


Figure 4: Framework of GraphProp

If ϕ is not reversible, \mathbf{B} may fail to capture all the necessary information from \mathbf{A} , leading to inaccurate predictions. For example, spectral embedding is a common positional encoding in graph transformers. Let $\mathbf{D} = \text{diag}(\sum_j \mathbf{A}_{ij})$ be the degree matrix and $\mathbf{L} = \mathbf{D} - \mathbf{A}$ be the Laplacian matrix, which is positive semi-definite. The eigenvalue or singular value decomposition is $\mathbf{L} = \mathbf{U}\mathbf{\Lambda}\mathbf{U}^\top$, where $\mathbf{\Lambda} = \text{diag}(\lambda_1, \dots, \lambda_n)$. The eigenvectors \mathbf{U} corresponding to the top- k eigenvalues are often used as the positional encodings. However, this operation is not reversible because \mathbf{A} cannot be reconstructed from \mathbf{U} . Therefore, spectral embedding is not effective for graph property prediction. In our method, we use the following positional encoding

$$\mathbf{B} = \mathbf{U}\mathbf{\Lambda}^{1/2} \quad (6)$$

which is reversible, i.e., $\mathbf{L} = \mathbf{B}\mathbf{B}^\top$, $\mathbf{A} = \mathbf{L} \odot \mathbf{I} - \mathbf{L}$, satisfying Definition 1. Hence, the \mathbf{B} given by (6) can be used for effective graph property prediction.

The Power of Graph Invariant Supervision Using graph invariants as supervision to learn graph representations has the following three major advantages:

- The training data can be any graphs and does not require node features and graph labels.

- Predicting graph invariants enables the model to extract rich structural information of graphs that are useful in downstream tasks.
- The predicted graph invariants are useful for other graph analysis tasks.

Particularly, for the second advantage, some previous studies can provide evidence. For instance, the Lovász principle proposed by (Sun, Ding, and Fan 2023), which is based on the invariant Lovász number, has shown promising performance in unsupervised graph representation learning.

To show the effectiveness of GraphProp theoretically, we provide the following theorem (proved in the supplement).

Theorem 3.1 *Consider two connected graphs G and G' with $n = n'$ without loss of generality, where the positional encodings \mathbf{B} and \mathbf{B}' are given by (6). For the Laplacian matrices \mathbf{L} and \mathbf{L}' , suppose the nonzero eigenvalues are in the range of $[\lambda_{\min}, \lambda_{\max}]$. Denote $\delta = \min_{k \neq j} |\lambda_k - \lambda_j|$. Let $\mathbf{R} \in \{0, 1\}^{n \times n}$ be a permutation matrix and suppose there exists constants c_1 and c_2 such that $c_1 \|\mathbf{B} - \mathbf{R}\mathbf{B}'\|_F \leq \|\phi(f(\mathbf{B})) - \phi(f(\mathbf{R}\mathbf{B}'))\| \leq c_2 \|\mathbf{B} - \mathbf{R}\mathbf{B}'\|_F$. Denote $\Delta := \|\mathbf{D} - \mathbf{R}\mathbf{D}'\mathbf{R}^\top\|_F^2 + \|\mathbf{A} - \mathbf{R}\mathbf{A}'\mathbf{R}^\top\|_F^2$. It follows that*

$$\frac{c_1}{2} \lambda_{\max}^{-1/2} \Delta^{1/2} \leq \|\hat{\mathbf{p}} - \hat{\mathbf{p}}'\| \leq c_2 \left(\frac{\sqrt{2} \lambda_{\max}}{\delta} + \frac{1}{2\sqrt{\lambda_{\min}}} \right) \Delta^{1/2}$$

According to the theorem, if G and G' are similar, i.e., there exists a permutation matrix \mathbf{R} such that Δ is small, $\hat{\mathbf{p}}$ is close to $\hat{\mathbf{p}}'$, provided that δ and λ_{\min} are not too small. Conversely, if the predicted graph properties \mathbf{p} and \mathbf{p}' are different, the two graphs are different. Therefore, GraphProp has the ability to distinguish graphs. Note that explicitly calculating c_1 and c_2 requires assumptions about the f and ϕ , e.g., the Lipschitz constants of f and ϕ and their inverses, which is fairly standard in the literature (Kim, Papamakarios, and Mnih 2021) and is out of the scope of this work.

3.3 Enhancing Structural GFM using Node and Node-Node Properties

Beyond predicting graph properties, we propose enhancing GraphProp by further utilizing node-level and node-pairwise properties. Node-level properties, such as degree or centrality, are represented as vectors $\mathbf{q} = [q_1, \dots, q_n] \in \mathbb{R}^n$, where q_i denotes the property of node i . These properties are predicted using a node-level regressor:

$$\hat{\mathbf{q}}_{\Theta, \Psi} = \varphi_{\text{node}}(\mathbf{Z}_{\Theta}; \Psi) \quad (7)$$

Similarly, the node pair properties such as connectivity or shortest path between nodes i and j are represented by \mathbf{Q} , and are predicted using:

$$\hat{\mathbf{Q}}_{\Theta, \Psi} = \varphi_{\text{node-pair}}(\mathbf{Z}_{\Theta}; \Psi) \quad (8)$$

Note that, here, Ψ is composed of all parameters of φ , φ_{node} , and $\varphi_{\text{node-pair}}$. These diverse and extensive graph theory properties allow GraphProp to learn unified and informative graph representations across diverse domains. The loss functions of (7) and (8) can be added to (5).

3.4 Training Data Augmentation

Given two graphs $G^{(m_1)}$ and $G^{(m_2)}$ with adjacency matrices $\mathbf{A}^{(m_1)}$ and $\mathbf{A}^{(m_2)}$, we can create a cross-domain augmented graph \hat{G} with an adjacency matrix $\hat{\mathbf{A}}$ using a mixup technique: $\hat{\mathbf{A}} = \text{mixup}(\mathbf{A}^{(m_1)}, \mathbf{A}^{(m_2)})$ (see the supplementary material). We then compute its graph properties and incorporate them into the GFM training process, enhancing the model's ability to learn cross-domain invariant structural information within our GraphProp framework. Traditional data augmentation methods, like G-Mixup (Han et al. 2022), are effective for graphs from the same domain, requiring the creation of a soft label \hat{y} for training. However, this approach fails when combining graphs from different domains, as mixing labels from unrelated domains makes no sense.

To extend structural GFM training to handle graphs from unseen domains beyond the M domains in the training dataset, we can randomly generate adjacency matrices and use them for property prediction. Previous methods couldn't utilize synthetic graphs due to the absence of labels and task context. However, our property prediction approach enables us to incorporate these synthetic graphs into the training process, thereby further strengthening the structural learning capabilities of GFMs.

3.5 Comprehensive GFM

In this section, we train a comprehensive GFM $F(\cdot; \Phi)$ with trainable parameters Φ using in-context learning. Given the trained structural GFM f with parameters Θ^* , we compute the positional encoding \mathbf{B} for each graph G to obtain the structural representation \mathbf{Z} :

$$\mathbf{Z} = f(\phi(\mathbf{A}); \Theta^*) \quad (9)$$

Let $\mathbf{E} = [\mathbf{e}_1, \dots, \mathbf{e}_n]^\top$ be the unified node features obtained from (1). We can create an augmented feature matrix $\hat{\mathbf{X}}$ by combining the unified node features \mathbf{e}_i with the corresponding structural representation \mathbf{z}_i :

$$\hat{\mathbf{x}}_i = \mathbf{e}_i \oplus \mathbf{z}_i, \quad \forall i \in [n]. \quad (10)$$

The prediction is given by

$$\hat{y}_{\Phi} = F(\hat{\mathbf{X}}; \Phi) \quad (11)$$

Then we learn the parameter of $F(\cdot; \Phi)$ by minimizing the cross-entropy loss ℓ_{ce} for classification:

$$\Phi^* = \underset{\Phi}{\operatorname{argmin}} \mathbb{E}_{G \in \mathbb{G}} [\ell_{\text{ce}}(\hat{y}_{\Phi}, y)] \quad (12)$$

3.6 Analysis

As a novel paradigm of graph foundation model, GraphProp has the following advantages.

- **Structural and Node Feature Cross-Domain Generalization:** To the best of our knowledge, GraphProp is the first GFM that achieves both structural and node feature generalization across domains, designed for graph-level tasks. It learns unified structural representations \mathbf{Z} through property prediction and unified node features via in-context learning on TAG, enabling it to handle various graph types, including those without node features.

Many existing GFM’s prioritize node feature generalization through in-context learning but often overlook structural generalization. For instance, OFA (Liu et al. 2024) performs well with node features but struggles with graphs that lack them. Models like GraphQA (Fatemi, Halcrow, and Perozzi 2023) try to achieve structural generalization by reasoning with TSGs and posing simple questions to LLMs, yet they mainly focus on enhancing reasoning rather than developing comprehensive structural representations. Converting complex graph structures into text can result in the loss of essential information about the graph’s overall properties. In contrast, our structural GFM directly regresses graph properties without relying on TSGs, enabling effective cross-domain structural generalization, as these properties are topological characteristics present across various domains.

- **Bridging GFMs and Graph Theory:** GraphProp is a self-learning method that leverages a wide array of graph properties from graph theory, enabling the structural GFM to learn comprehensive representations \mathbf{Z} . Beyond graph-level properties, this method can also predict node-level properties (e.g., degree and centrality) and node-pair properties (e.g., shortest path (Schrijver 2012)).
- **Addressing Data Scarcity:** Training foundation models usually requires large amounts of labeled data, which can be hard to find. In contrast, unlabeled data is much more plentiful. Similar to how LLMs like GPT (Radford 2018) are pre-trained on unlabeled data by predicting the next word in a sequence, GraphProp uses unlabeled graph data for training structural GFMs through property prediction. Additionally, for large structural GFMs, data augmentation can create synthetic graphs to support scalable GFM training.

The following minor limitations do not overshadow the merits of our GraphProp.

- **Limited Scalability for Large Node-Level Tasks:** GraphProp is primarily designed for graph-level tasks and may struggle with large-scale node-level tasks, such as those involving graphs with many nodes (e.g., ogbn-arxiv (Wang et al. 2020)). Some graph property computations have polynomial complexity, while others are NP-hard, making them inefficient for very large graphs.
- **Graph Property Requirements:** Certain graph properties, like graph diameter, apply only to specific types of graphs, such as connected graphs. This means that graphs must be checked before certain properties can be used.
- **Addressing Domain-Specific Node Features:** While GraphProp can generate synthetic graphs to alleviate the scarcity of structural data, it does not address the lack of domain-specific node features, which requires specialized knowledge.

4 Experiments

4.1 Experiment Settings

Graph Properties All the graph properties introduced in the supplementary material can be used in GraphProp. For

Table 1: Statistics of Datasets

name	# graphs	# classes	# nodes	node attr.
PROTEINS	1113	2	39.1	yes
NCI1	4110	2	29.9	yes
AIDS	2000	2	15.69	yes
HIV	41127	2	25.5	yes
PCBA	437929	128	26.0	yes
COLLAB	5000	3	74.49	no
IMDB-B	1000	2	19.8	no
DD	1178	2	284.32	no
REDDIT-B	2000	2	429.63	no
REDDIT-M5K	4999	5	508.52	no

simplicity, we selected fifteen properties with polynomial-time complexity (see the supplementary material).

Dataset As shown by Table 1, the first group \mathbb{G}_1 includes datasets with node features: PROTEINS, NCI1, AIDS, HIV, and PCBA. while the second group \mathbb{G}_2 includes datasets without node features: COLLAB, IMDB-B, DD, REDDIT-B, and REDDIT-M5K. HIV, and PCBA are from the OGB dataset (Hu et al. 2020), and others are from TUDataset (Morris et al. 2020).

Baselines Many GFMs for graph-level tasks are tailored to specific domains and are not suitable as baselines for cross-domain graph tasks. For instance, models like LLM4Mol (Qian et al. 2023) and GIMLET (Zhao et al. 2023a) are designed specifically for the molecular domain. Thus, we choose to use OFA with different LLMs, EdgePrompt+ (Fu, He, and Li 2025), and BRIDGE (Yuan et al. 2025) as our baselines. Following OFA (Liu et al. 2024), we selected three popular LLMs for both GraphProp and OFA: Sentence Transformer (st) (Reimers 2019), e5-large-v2 (e5) (Wang et al. 2022), and Llama2-7b (Touvron et al. 2023). More details about the model architectures are in the supplementary material.

4.2 Cross-Domain Supervised Learning

We ran experiments on supervised learning using all datasets from \mathbb{G}_1 and \mathbb{G}_2 , training GFMs separately for each group. Each experiment used 10-fold cross-validation, with 80% for training, 10% for validation, and 10% for testing. The results are presented in Tables 2 and 3. In \mathbb{G}_1 (datasets with node features), GraphProp slightly outperforms OFA. In \mathbb{G}_2 (datasets without node features), GraphProp performs significantly better than OFA in all cases and outperforms BRIDGE and EdgePrompt+ significantly in three out of four cases. OFA’s generalization depends on LLMs processing the TAG of G . In the case of \mathbb{G}_2 , where node features are missing, there is no detailed TAG available. Instead, it only uses basic node features, such as degrees, which limits its generalization capabilities and reduces it to a basic GNN. In contrast, GraphProp’s generalization benefits from both in-context learning and the structural GFM f . This enables GraphProp to capture cross-domain information from both node features and graph structure, making it applicable to graph datasets that lack node features. As a result, our GraphProp outperformed all the competitors on \mathbb{G}_2 in all

Table 2: Results of supervised learning on data group \mathbb{G}_1 . The largest value is **bold**.

Data Metric	PROTEINS ACC \uparrow	NCI1 ACC \uparrow	AIDS APR \uparrow	HIV AUC \uparrow	PCBA APR \uparrow
GCN (Kipf and Welling 2016)	74.66 \pm 1.73	75.81 \pm 1.28	57.45 \pm 1.71	74.21 \pm 1.55	21.53 \pm 0.69
GT (Rampášek et al. 2022)	75.73 \pm 1.14	76.39 \pm 1.52	58.64 \pm 1.57	75.86 \pm 1.09	23.15 \pm 0.55
OFA-st (Liu et al. 2024)	78.61 \pm 2.35	79.95 \pm 1.67	61.91 \pm 1.96	78.04 \pm 1.26	21.86 \pm 0.73
OFA-e5 (Liu et al. 2024)	80.24 \pm 1.08	81.77 \pm 0.92	58.24 \pm 0.75	76.22 \pm 1.93	24.11 \pm 0.48
OFA-llama2 (Liu et al. 2024)	79.66 \pm 1.42	80.07 \pm 1.35	60.03 \pm 1.17	77.52 \pm 1.88	22.35 \pm 0.62
BRIDGE (Yuan et al. 2025)	69.56 \pm 0.00	58.19 \pm 4.82	87.80 \pm 16.70	64.31 \pm 3.43	-
EdgePrompt+ (Fu, He, and Li 2025)	65.09 \pm 2.82	74.25 \pm 5.15	84.21 \pm 5.83	68.80 \pm 2.91	-
GraphProp-st	83.12 \pm 1.89	84.79 \pm 1.27	61.64 \pm 1.27	79.49 \pm 0.57	23.07 \pm 0.14
GraphProp-e5	82.63 \pm 1.25	83.43 \pm 2.06	64.07 \pm 0.93	78.17 \pm 1.34	22.65 \pm 0.73
GraphProp-llama2	81.45 \pm 1.60	81.15 \pm 1.30	63.19 \pm 1.38	78.54 \pm 1.42	24.65 \pm 0.61

Table 3: Results of supervised learning on data group \mathbb{G}_2 . The largest value is **bold**.

Data Metric	COLLAB ACC \uparrow	IMDB-B ACC \uparrow	DD ACC \uparrow	REDDIT-B ACC \uparrow	REDDIT-M5K ACC \uparrow
GCN (Kipf and Welling 2016)	72.52 \pm 1.47	76.39 \pm 1.47	75.62 \pm 1.49	77.45 \pm 1.31	51.24 \pm 1.42
GT (Rampášek et al. 2022)	74.86 \pm 2.35	77.13 \pm 1.32	74.55 \pm 1.31	78.52 \pm 1.14	52.69 \pm 1.75
OFA-st (Liu et al. 2024)	74.24 \pm 1.43	75.92 \pm 1.58	77.34 \pm 1.14	80.03 \pm 1.22	53.28 \pm 1.24
OFA-e5 (Liu et al. 2024)	76.25 \pm 1.09	78.19 \pm 1.33	76.65 \pm 1.23	79.62 \pm 1.17	55.17 \pm 1.59
OFA-llama2 (Liu et al. 2024)	75.44 \pm 1.37	77.69 \pm 1.25	75.46 \pm 1.80	78.23 \pm 1.35	54.26 \pm 1.13
BRIDGE (Yuan et al. 2025)	52.40 \pm 1.80	42.00 \pm 3.31	72.50 \pm 2.76	82.00 \pm 5.67	45.20 \pm 4.91
EdgePrompt+ (Fu, He, and Li 2025)	66.28 \pm 3.29	67.00 \pm 4.56	66.01 \pm 6.13	85.15 \pm 12.59	49.76 \pm 6.18
GraphProp-st	79.27 \pm 1.14	85.12 \pm 1.31	81.43 \pm 1.25	82.69 \pm 1.52	58.67 \pm 1.22
GraphProp-e5	81.35 \pm 1.32	82.78 \pm 1.85	82.31 \pm 1.41	85.32 \pm 1.17	59.36 \pm 1.27
GraphProp-llama2	82.64 \pm 1.58	83.42 \pm 1.70	80.25 \pm 1.38	84.38 \pm 1.26	60.93 \pm 1.45

cases. Particularly, the improvements on COLLAB, IMDB-B, and DD are huge.

4.3 Cross-Domain Few-shot Learning

We conducted few-shot experiments using datasets from \mathbb{G}_1 and \mathbb{G}_2 , training GFM separately for each group. In the transfer scenario, both the test graphs and classes are unseen during training. For example, in the k -shot experiment with the PROTEIN dataset from \mathbb{G}_1 , we trained the model on the other four datasets in this group and then tuned it using k samples from each class in PROTEIN. We repeated this process 10 times and reported the complete results in supplementary materials. Part of the experiment results in data group \mathbb{G}_1 and data group \mathbb{G}_2 are shown in Figure 5 and Figure 6, respectively. It can be clearly seen that both GraphProp-llama2 and GraphProp-e5 consistently outperform other baselines across various few-shot scenarios, especially on IMDB-B.

4.4 More Experimental Results

The ablation studies are in the supplementary materials.

5 Conclusion

This paper introduced GraphProp for training GFM by predicting graph properties. The idea comes from the observation that graph structures share common properties across different domains, offering more consistent cross-domain information than domain-specific node features. By training a structural GFM, we can improve the structural generalization of other GFM. Finally, we combine the structural

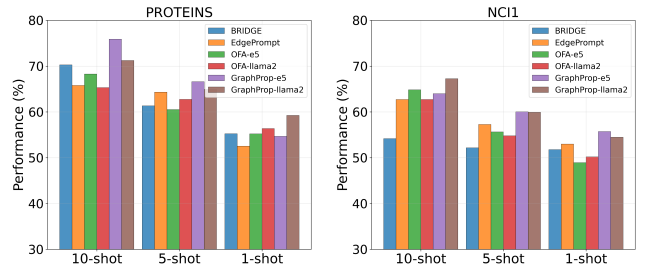


Figure 5: Few-shot learning results on PROTEINS and NCI1 dataset in data group \mathbb{G}_1 .

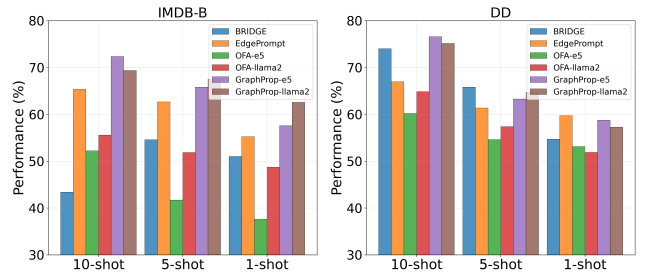


Figure 6: Few-shot learning results on IMDB-B and DD dataset in data group \mathbb{G}_2 .

GFM with in-context GFM to achieve better generalization in both graph structure and node features. The experiments demonstrated the effectiveness and superiority of our GraphProp in comparison to state-of-the-art.

References

- Aigner, M. 1995. Turán’s graph theorem. *The American Mathematical Monthly*, 102(9): 808–816.
- Biggs, N. 1993. *Algebraic graph theory*. 67. Cambridge university press.
- Bouttier, J.; Di Francesco, P.; and Guitter, E. 2003. Geodesic distance in planar graphs. *Nuclear physics B*, 663(3): 535–567.
- Cunningham, W. H. 1985. Optimal attack and reinforcement of a network. *Journal of the ACM (JACM)*, 32(3): 549–561.
- Dwivedi, V. P.; Joshi, C. K.; Luu, A. T.; Laurent, T.; Bengio, Y.; and Bresson, X. 2023. Benchmarking graph neural networks. *Journal of Machine Learning Research*, 24(43): 1–48.
- Fatemi, B.; Halcrow, J.; and Perozzi, B. 2023. Talk like a graph: Encoding graphs for large language models. *arXiv preprint arXiv:2310.04560*.
- Fiedler, M. 1973. Algebraic connectivity of graphs. *Czechoslovak mathematical journal*, 23(2): 298–305.
- Fu, X.; He, Y.; and Li, J. 2025. Edge Prompt Tuning for Graph Neural Networks. In *The Thirteenth International Conference on Learning Representations*.
- Galkin, M.; Yuan, X.; Mostafa, H.; Tang, J.; and Zhu, Z. 2023. Towards foundation models for knowledge graph reasoning. *arXiv preprint arXiv:2310.04562*.
- Galkin, M.; Zhou, J.; Ribeiro, B.; Tang, J.; and Zhu, Z. 2024. Zero-shot Logical Query Reasoning on any Knowledge Graph. *arXiv preprint arXiv:2404.07198*.
- Hammer, P. L.; and Simeone, B. 1981. The splittance of a graph. *Combinatorica*, 1: 275–284.
- Han, X.; Jiang, Z.; Liu, N.; and Hu, X. 2022. G-mixup: Graph data augmentation for graph classification. In *International Conference on Machine Learning*, 8230–8248. PMLR.
- Hu, W.; Fey, M.; Zitnik, M.; Dong, Y.; Ren, H.; Liu, B.; Catasta, M.; and Leskovec, J. 2020. Open graph benchmark: Datasets for machine learning on graphs. *Advances in neural information processing systems*, 33: 22118–22133.
- Kim, H.; Papamakarios, G.; and Mnih, A. 2021. The lipschitz constant of self-attention. In *International Conference on Machine Learning*, 5562–5571. PMLR.
- Kipf, T. N.; and Welling, M. 2016. Semi-supervised classification with graph convolutional networks. *arXiv preprint arXiv:1609.02907*.
- Lachi, D.; Azabou, M.; Arora, V.; and Dyer, E. 2024. GraphFM: A Scalable Framework for Multi-Graph Pretraining. *arXiv preprint arXiv:2407.11907*.
- Liu, H.; Feng, J.; Kong, L.; Liang, N.; Tao, D.; Chen, Y.; and Zhang, M. 2024. One For All: Towards Training One Graph Model For All Classification Tasks. In *The Twelfth International Conference on Learning Representations*.
- Lovász, L. 1979. On the Shannon capacity of a graph. *IEEE Transactions on Information theory*, 25(1): 1–7.
- Mao, H.; Chen, Z.; Tang, W.; Zhao, J.; Ma, Y.; Zhao, T.; Shah, N.; Galkin, M.; and Tang, J. ????. Position: Graph Foundation Models Are Already Here. In *Forty-first International Conference on Machine Learning*.
- Morris, C.; Kriege, N. M.; Bause, F.; Kersting, K.; Mutzel, P.; and Neumann, M. 2020. TUDataset: A collection of benchmark datasets for learning with graphs. In *ICML 2020 Workshop on Graph Representation Learning and Beyond (GRL+ 2020)*.
- Parry, B.; and Sullivan, D. 1975. A topological invariant of flows on 1-dimensional spaces. *Topology*, 14(4): 297–299.
- Qian, C.; Tang, H.; Yang, Z.; Liang, H.; and Liu, Y. 2023. Can large language models empower molecular property prediction? *arXiv preprint arXiv:2307.07443*.
- Qian, F.; Bai, L.; Cui, L.; Li, M.; Lyu, Z.; Du, H.; and Hancock, E. 2025. DHAKR: Learning Deep Hierarchical Attention-Based Kernelized Representations for Graph Classification. In *Proceedings of the AAAI Conference on Artificial Intelligence*, volume 39, 19995–20003.
- Radford, A. 2018. Improving language understanding by generative pre-training.
- Rampášek, L.; Galkin, M.; Dwivedi, V. P.; Luu, A. T.; Wolf, G.; and Beaini, D. 2022. Recipe for a general, powerful, scalable graph transformer. *Advances in Neural Information Processing Systems*, 35: 14501–14515.
- Randić, M. 1993. Novel molecular descriptor for structure—property studies. *Chemical Physics Letters*, 211(4-5): 478–483.
- Reimers, N. 2019. Sentence-BERT: Sentence Embeddings using Siamese BERT-Networks. *arXiv preprint arXiv:1908.10084*.
- Rouvray, D. H. 2002. The rich legacy of half a century of the Wiener index. In *Topology in Chemistry*, 16–37. Elsevier.
- Scheinerman, E. R.; and Ullman, D. H. 2013. *Fractional graph theory: a rational approach to the theory of graphs*. Courier Corporation.
- Schrijver, A. 2012. On the history of the shortest path problem. *Documenta Mathematica*, 17(1): 155–167.
- Shervashidze, N.; Schweitzer, P.; Van Leeuwen, E. J.; Mehlhorn, K.; and Borgwardt, K. M. 2011. Weisfeiler-lehman graph kernels. *Journal of Machine Learning Research*, 12(9).
- Sun, Z.; Ding, C.; and Fan, J. 2023. Lovász Principle for Unsupervised Graph Representation Learning. In Oh, A.; Naumann, T.; Globerson, A.; Saenko, K.; Hardt, M.; and Levine, S., eds., *Advances in Neural Information Processing Systems*, volume 36, 58290–58311. Curran Associates, Inc.
- Tang, W.; Mao, H.; Dervovic, D.; Brugere, I.; Mishra, S.; Xie, Y.; and Tang, J. 2024. Cross-Domain Graph Data Scaling: A Showcase with Diffusion Models. *arXiv preprint arXiv:2406.01899*.
- Touvron, H.; Martin, L.; Stone, K.; Albert, P.; Almahairi, A.; Babaei, Y.; Bashlykov, N.; Batra, S.; Bhargava, P.; Bhosale, S.; et al. 2023. Llama 2: Open foundation and fine-tuned chat models. *arXiv preprint arXiv:2307.09288*.

Vaswani, A. 2017. Attention is all you need. *Advances in Neural Information Processing Systems*.

Wang, H.; Feng, S.; He, T.; Tan, Z.; Han, X.; and Tsvetkov, Y. 2024. Can language models solve graph problems in natural language? *Advances in Neural Information Processing Systems*, 36.

Wang, K.; Shen, Z.; Huang, C.; Wu, C.-H.; Dong, Y.; and Kanakia, A. 2020. Microsoft academic graph: When experts are not enough. *Quantitative Science Studies*, 1(1): 396–413.

Wang, L.; Yang, N.; Huang, X.; Jiao, B.; Yang, L.; Jiang, D.; Majumder, R.; and Wei, F. 2022. Text embeddings by weakly-supervised contrastive pre-training. *arXiv preprint arXiv:2212.03533*.

Wang, S.; Wang, B.; Shen, Z.; Deng, B.; and zhao kang. 2025. Multi-Domain Graph Foundation Models: Robust Knowledge Transfer via Topology Alignment. In *Forty-second International Conference on Machine Learning*.

Wang, Z.; and Fan, J. 2024. Graph classification via reference distribution learning: theory and practice. *Advances in Neural Information Processing Systems*, 37: 137698–137740.

Xia, J.; Zhao, C.; Hu, B.; Gao, Z.; Tan, C.; Liu, Y.; Li, S.; and Li, S. Z. 2023. Mole-bert: Rethinking pre-training graph neural networks for molecules.

Yang, Z.; Cohen, W.; and Salakhudinov, R. 2016. Revisiting semi-supervised learning with graph embeddings. In *International conference on machine learning*, 40–48. PMLR.

Yuan, H.; Sun, Q.; Shi, J.; Fu, X.; Hooi, B.; Li, J.; and Yu, P. S. 2025. How Much Can Transfer? BRIDGE: Bounded Multi-Domain Graph Foundation Model with Generalization Guarantees. In *Forty-second International Conference on Machine Learning*.

Yun, S.; Jeong, M.; Kim, R.; Kang, J.; and Kim, H. J. 2019. Graph transformer networks. *Advances in neural information processing systems*, 32.

Zhang, D.; Liu, X.; Zhang, X.; Zhang, C.; Cai, C.; Bi, H.; Du, Y.; Qin, X.; Huang, J.; Li, B.; et al. 2023. DPA-2: Towards a universal large atomic model for molecular and material simulation. *arXiv preprint arXiv:2312.15492*.

Zhao, H.; Liu, S.; Chang, M.; Xu, H.; Fu, J.; Deng, Z.; Kong, L.; and Liu, Q. 2023a. Gimlet: A unified graph-text model for instruction-based molecule zero-shot learning. *Advances in Neural Information Processing Systems*, 36: 5850–5887.

Zhao, J.; Mostafa, H.; Galkin, M.; Bronstein, M.; Zhu, Z.; and Tang, J. 2024. GraphAny: A Foundation Model for Node Classification on Any Graph. *arXiv preprint arXiv:2405.20445*.

Zhao, J.; Zhuo, L.; Shen, Y.; Qu, M.; Liu, K.; Bronstein, M.; Zhu, Z.; and Tang, J. 2023b. GraphText: Graph reasoning in text space. *arXiv preprint arXiv:2310.01089*.

Zheng, W.; Huang, E. W.; Rao, N.; Wang, Z.; and Subbian, K. 2023. You Only Transfer What You Share: Intersection-Induced Graph Transfer Learning for Link Prediction. *arXiv preprint arXiv:2302.14189*.