

Impact of black hole spin on low-mass black hole–neutron star mergers

Rahime Matur^{*}, Ian Hawke, Nils Andersson

Mathematical Sciences and STAG Research Centre University of Southampton, Southampton SO17 1BJ, UK

Accepted XXX. Received YYY; in original form ZZZ

ABSTRACT

The recent detection of GW230529 suggests that black hole–neutron star mergers may involve low-mass black holes, potentially producing detectable electromagnetic counterparts. Motivated by this, we perform eleven fully general-relativistic hydrodynamic simulations with and without neutrino treatment, targeting the inferred chirp mass of GW230529. We systematically vary the black hole spin from $a_{\text{BH}} = 0.0$ to 0.8 in steps of 0.1 , making this the most comprehensive study of spin effects in black hole–neutron star mergers to date. We confirm our earlier findings of fast-moving ejecta ($v \geq 0.6c$) in this parameter regime and demonstrate a clear spin dependence, with fast-ejecta masses reaching up to $\sim 10^{-3} M_{\odot}$ for $a_{\text{BH}} = 0.8$. Most notably, we identify for the first time the presence of spiral wave–driven ejecta in black hole–neutron star mergers—a phenomenon previously reported only in binary neutron star systems. The mass of this component grows significantly with spin, reaching levels up to $\sim 7 \times 10^{-3} M_{\odot}$. These results establish a new spin-enhanced mechanism for powering blue kilonova emission in black hole–neutron star mergers, significantly extending the range of systems expected to produce observable electromagnetic counterparts.

Key words: stars: neutron – stars: black holes – gravitational waves – hydrodynamics

1 INTRODUCTION

Multi-messenger events, involving observations of both gravitational waves and electromagnetic signals, offer a more complete picture of the underlying physics. A landmark example of this was the first confirmed multi-messenger event; the binary neutron star merger GW170817 (Abbott et al. 2017a,c) (with electromagnetic counterpart EM170817 (Kasliwal et al. 2017; Abbott et al. 2017b)). This event confirmed the promise of multi-messenger astronomy and provided a wealth of astrophysical insight. It placed constraints on the tidal deformability of neutron stars, setting an upper bound of $\Lambda \leq 800$. Furthermore, the associated short gamma-ray burst, GRB170817A (Goldstein et al. 2017; Savchenko et al. 2017), was observed just ~ 1.7 ms after the merger by the Fermi Gamma-ray Burst Monitor and INTEGRAL. This near-simultaneity offered a unique opportunity to test the propagation speed of gravitational waves, confirming consistency with the speed of light and providing a validation of general relativity (Abbott et al. 2017c).

In contrast, for black hole–neutron star mergers the occurrence of tidal disruption—and thus the likelihood of an electromagnetic counterpart—depends on several key parameters (see Foucart (2020); Kyutoku et al. (2021) for recent reviews and references to the relevant literature). These include a low mass ratio, defined as

$$Q = \frac{M_{\text{BH}}}{M_{\text{NS}}}, \quad (1)$$

where M_{BH} and M_{NS} are the gravitational masses of the black hole and neutron star, respectively; a spinning black hole, characterised

by the dimensionless spin parameter

$$a_{\text{BH}} = \frac{c J_{\text{BH}}}{G M_{\text{BH}}^2}, \quad (2)$$

where J_{BH} is the angular momentum of the black hole, c is the speed of light, and G is the gravitational constant; and a low neutron star compactness, given by

$$C = \frac{G M_{\text{NS}}}{c^2 R_{\text{NS}}}, \quad (3)$$

where R_{NS} is the radius of the neutron star.

Even though no multi-messenger observation has yet been confirmed for observed black hole–neutron star mergers (Abbott et al. 2021; Abac et al. 2024), the recent detection of the GW230529 event (Abac et al. 2024) has renewed interest in the tidal disruption scenario. This event is particularly interesting due to its low mass ratio, which makes it a promising candidate for multi-messenger observation of black hole–neutron star mergers, even though such prospects strongly depend on the neutron star equation of state and the black hole’s spin.

To investigate the complex physics underlying multi-messenger events, numerical relativity simulations are the only available tool. Such simulations allow one to model the emission of gravitational waves, neutrino transport, magnetic field effects, rapid neutron capture process (r -process) nucleosynthesis, and other complex physical phenomena. While state-of-the-art numerical relativity studies can capture many of these aspects, albeit in an approximate manner, there are limitations, including systematic errors due to artificial heating during the inspiral (Gittins et al. 2025), the absence of realistic magnetic field configurations (Gutiérrez et al. 2025), approximations

^{*} E-mail: r.matur@soton.ac.uk

made in the treatment of neutrino transport (Foucart 2023), and uncertainties in microphysical modelling.

To address these limitations, efforts tend to advance either the physical realism or the numerical methods used. For instance, Tichy et al. (2023) introduced the discontinuous Galerkin method for general relativistic hydrodynamics. To improve neutrino transport, Foucart et al. (2020, 2023) performed the first binary neutron star merger simulations with Monte-Carlo neutrino transport. A merger involving a subsolar-mass black hole was explored in Markin et al. (2023). Long-term self-consistent simulations of black hole-neutron star mergers (Hayashi et al. 2022) and binary neutron star mergers (Kiuchi et al. 2023), extending up to ~ 2 s were presented. Kiuchi et al. (2024) showed that magnetars formed in binary neutron star mergers can launch jets and power bright kilonovae. Qiu et al. (2025) explored the role of neutrino flavour transformation in binary neutron star mergers and demonstrated its impact on the composition and nucleosynthesis of the ejecta. More recently, jet formation following accretion-induced prompt black hole formation in a binary neutron star merger has been explored up to ~ 1.5 s after the merger (Hayashi et al. 2025). However, there is still much work to be done to ensure that these simulations become more realistic.

Black hole–neutron star mergers involving spinning black holes have been extensively explored in the literature. Many studies have considered systems with spin using simple equations of state (Etienne et al. 2009; Shibata et al. 2009; Duez et al. 2010; Foucart et al. 2011; Kyutoku et al. 2011; Foucart et al. 2012; East et al. 2012; Etienne et al. 2012; Lovelace et al. 2013; Lackey et al. 2014; Paschalidis et al. 2015; Kyutoku et al. 2015; Kawaguchi et al. 2015; Kiuchi et al. 2015; Wan 2017; Ruiz et al. 2018; Foucart et al. 2019a; Hayashi et al. 2021; Foucart et al. 2021a; Vivekanandji Chaurasia et al. 2021; Gottlieb et al. 2023; Izquierdo et al. 2024; Chen et al. 2024), while more recent efforts have employed finite-temperature, composition-dependent matter models (Foucart et al. 2014, 2015; Deaton et al. 2013; Foucart et al. 2017; Kyutoku et al. 2018; Brege et al. 2018; Desai et al. 2019; Foucart et al. 2019b; Most et al. 2021; Hayashi et al. 2022, 2023; Most & Philippov 2023; Martineau et al. 2024; Matur et al. 2024; Topolski et al. 2025).

East et al. (2015) investigated spinning neutron stars—rather than spinning black holes—reporting that neutron star spin increases both bound and ejecta masses. Meanwhile, East & Lechner (2019); Ruiz et al. (2020) explored configurations involving spins on both the neutron star and the black hole. However, even though there are plenty of work that models black holes with spin, only a small number of studies simulate more than a few different spin values (Lackey et al. 2014; Ruiz et al. 2018; Most & Philippov 2023; Martineau et al. 2024; Topolski et al. 2025) with a typical spin increment of 0.2 for spins aligned with the orbital angular momentum. These studies report that including the black hole spin results in more violent mergers, and the final black hole being surrounded by more dense matter.

To provide a more general picture, Foucart et al. (2018) analysed approximately 75 black hole–neutron star merger simulations, covering both spinning and non-spinning configurations across a range of mass ratios, using three different numerical codes. More recently, Gonzalez et al. (2025) presented 52 simulations exploring the effects of equation of state, mass ratio, and spin orientation. These studies provide valuable insights into black hole-neutron star mergers, but they do not isolate the role of black hole spin. Furthermore, although some studies have investigated low-mass black hole–neutron star mergers (Foucart et al. 2019b; Hayashi et al. 2021; Markin et al. 2023; Matur et al. 2024; Kunnumkai et al. 2024), this regime requires further exploration. In particular, a direct and con-

trolled investigation of the impact of black hole spin in low mass-ratio systems remains outstanding.

While most simulations of spinning black hole–neutron star mergers in the literature focus on relatively high mass ratios and employ simplified equations of state—such as piecewise polytropic or gamma-law models—only a few studies have explored systems with lower mass ratios and a range of spin values (Kyutoku et al. 2011; Ruiz et al. 2018; Chen et al. 2024).

Kyutoku et al. (2011) performed simulations with three spin configurations ($a_{\text{BH}} = -0.5, 0.5$, and 0.75) with a mass ratio of $Q = 3$. They found that an aligned black hole spin enhances tidal disruption through spin–orbit coupling, extends the disc to larger radii due to the reduced ISCO radius, alters the final spin of the remnant black hole, and increases the number of gravitational wave cycles before merger (consistently with Etienne et al. (2009)).

Ruiz et al. (2018) performed four simulations targeting the same mass ratio and spins as in Kyutoku et al. (2011). Their results show that only in the case of high spin is a relativistic jet successfully launched, highlighting the importance of spin for jet formation. More recently, Chen et al. (2024) performed simulations with black hole spins of $a_{\text{BH}} = 0.5$ and 0.75 for a mass ratio of $Q = 3$, reporting that both the baryonic remnant disc mass and the ejecta amount increase with higher black hole spin. They also noted that, for some configurations the average velocity of the ejecta was significantly enhanced with increasing spin. Even though all of these studies have significantly contributed to the field, a more systematic investigation, particularly for low mass ratio black hole–neutron star systems, remains a crucial missing piece.

To address this gap, we perform 11 spinning black hole–neutron star merger simulations with a low mass ratio ($Q = 2.6$), including 9 models with neutrino transport and 2 without. In the first 9 simulations, we vary the dimensionless spin parameter of the black hole from 0 to 0.8 in increments of 0.1, while keeping all other parameters fixed, such as the individual masses and the neutron star equation of state. This represents the most systematic investigation of spin effects in black hole–neutron star merger, particularly in scenarios involving tidal disruption, to date. While mostly focusing on the post-merger phase, we examine how the baryonic remnant mass, various ejecta components (fast-moving ejecta, spiral wind-driven ejecta etc.), and the evolution of density modes are influenced by the black hole spin. We also show how the abundances of heavy elements change due to nucleosynthesis.

The paper is organized as follows. In Section 2, we describe the initial configurations and the numerical methods used in our simulations. In Section 3, we present the main results, including the properties of the different ejecta components—particularly the spiral wind-driven ejecta and r -process nucleosynthesis. Finally, in Section 4, we summarize our findings and conclude the paper.

2 NUMERICAL SETUP

In general relativistic hydrodynamics simulations of binary neutron star (BNS) and black hole–neutron star (BHNS) mergers, spacetime and hydrodynamics parts are treated separately. The central approach involves discretising space into cells and evolving the relevant equations forward in time based on 3+1 decomposition. For the spacetime evolution, we solve the Einstein Field Equations (EFE), which are a set of nonlinear partial differential equations. Within the numerical relativity (NR) framework, these equations are decomposed into constraint and evolution parts. The constraint equations are used in constructing the initial data (ID) by applying methods such as the

extended Conformal Thin-Sandwich (xCTS) (York 1999; Pfeiffer & York 2003) method, while the evolution equations govern the dynamical evolution of the spacetime.

We use the FUKA ID solver (Papenfort et al. 2021), which uses the xCTS method, to construct the ID. The mass ratio is fixed to $Q = 2.6$, with gravitational masses of the black hole (BH) and neutron star (NS) set to $3.6 M_\odot$ and $1.4 M_\odot$, respectively. This yields a chirp mass of $1.91 M_\odot$, computed as $(M_{\text{BH}} M_{\text{NS}})^{3/5} / (M_{\text{BH}} + M_{\text{NS}})^{1/5}$, which matches that of GW230529. We perform 9 simulations including neutrino transport, systematically varying the dimensionless spin parameter of the BH from $a_{\text{BH}} = 0$ to 0.8 in increments of 0.1 , with all spins aligned with the orbital angular momentum. The models are labelled as Q2.6aX, where X denotes the black hole spin parameter a_{BH} in the range $0 \leq a_{\text{BH}} \leq 0.8$. Additionally, we perform 2 simulations without neutrino transport for the Q2.6a0 and Q2.6a08 models. We use $(r, \theta, \phi) = (9, 9, 8)$ collocation points while creating ID.

For all models, we employ the finite-temperature, composition-dependent DD2 equation of state (EoS) (Hempel et al. 2012) available from StellarCollapse (O'Connor & Ott 2010). Our goal is to explore how the physical observables—such as the ejecta properties, remnant disc mass, and neutrino emission and luminosities—depend on the black hole spin in low-mass-ratio BHNS mergers within a mass range relevant to a real observation.

We use a cell-centred grid structure that extends to (2835, 2835, 1418) km with reflection symmetry on the z -axis. The Carpet Adaptive Mesh Refinement (AMR) driver (Schnetter et al. 2004) of Cactus (Allen et al. 1999) is used, with 7 refinement levels, the finest of which has a resolution of 221 m. The finest refinement levels are centred around the compact objects: one around the neutron star, covering a radius of approximately 30 km, and another around the black hole, covering a radius of 15 km, which is well beyond the apparent horizon radius of ~ 4.5 km for the non-spinning model. The extended refinement region around the black hole is intended to suppress unphysical recoil velocities. We observe that increasing the innermost refinement region contributes to a more stable spacetime evolution throughout the simulation.

The spacetime evolution is carried out using CTGamma (Pollney et al. 2011) that employs the Z4c formulation (Bernuzzi & Hilditch 2010) of the EFE to have better control constraint violations. We also use several components of the Sophie Kowalevski release (Haas et al. 2022) of the Einstein Toolkit (Löffler et al. 2012).

The spacetime evolution is performed using fourth-order finite-difference methods for spatial derivatives and a fourth-order Runge-Kutta (RK4) method for time integration with a Courant-Friedrichs-Lewy (CFL) factor of 0.15. We use the 1+log slicing condition for the lapse function and the Gamma-driver condition for the shift vector. The constraint damping parameters are set to $\kappa_1 = 0.02$ and $\kappa_2 = 0.0$.

For the hydrodynamical part, we have a set of conservation equations, particularly the conservation of the baryon number density and the energy-momentum tensor for the pure general relativistic hydrodynamics (GRHD). In the case of neutrino transport, the conservation of the energy-momentum tensor changes slightly (Radice et al. 2016),

$$\nabla_\beta T^{\alpha\beta} = \Psi^\alpha = Q u^\alpha \quad (4)$$

where Ψ^α , Q and u^α are the source term for the weak interactions, net neutrino cooling/heating rate per-unit volume and four-velocity, respectively.

We use WhiskyTHC (Radice & Rezzolla 2012; Radice et al. 2014a,b, 2015) for the hydrodynamical evolution. WhiskyTHC imple-

ments the evolution equations in flux-conservative form using the Valencia formulation (Mart et al. 1991; Banyuls et al. 1997; Ibanez et al. 1999) and solves them with a finite-volume method. This method divides the computational domain into discrete cells and evolves the cell-averaged values of the hydrodynamical variables. Discontinuities at cell interfaces—arising from differences between left and right states—are handled using the Local Lax-Friedrichs (LLF) (Shu 1997) flux-splitting method. For the reconstruction, we use the 5th-order monotonicity-preserving MP5 (Suresh & Huynh 1997) method within WhiskyTHC.

For the neutrino transport, it would be ideal to solve a six-dimensional Boltzmann equation (Foucart 2023). However, this is computationally prohibitive in merger simulations. Most hydrodynamical codes therefore employ approximate transport schemes. In this study, we use the M0+Leakage scheme implemented in WhiskyTHC (Radice et al. 2016), which can approximately capture the neutrino absorption in the baryon remnant (Foucart 2023). This scheme calculates the effective emissivity, number density, and average energy of free-streaming neutrinos for electron neutrinos (ν_e), electron anti-neutrinos ($\bar{\nu}_e$), and heavy-lepton neutrinos (ν_χ) (Radice et al. 2016). We use the same grid setup and follow the same procedure as in our previous work (Karakas et al. 2024) to compute the neutrino energy and luminosities from the outer boundary, at ~ 756 km, of the uniform spherical grid. We refer the reader to Radice et al. (2016) for further details of the neutrino transport scheme.

The ejecta properties are calculated using Outflow from a surface located at ~ 300 km. As discussed by Kastaun & Galeazzi (2015); Foucart et al. (2021b), the two most commonly used criteria to identify whether a fluid element is gravitationally unbound in neutron star merger simulations are the geodesic and Bernoulli conditions. In the geodesic criterion, a fluid element is considered unbound if $u_t < -1$, whereas the Bernoulli criterion requires $h u_t < -1$, where u_t is the time component of the four-velocity and h is the specific enthalpy. We calculate the dynamical ejecta according to the geodesic criterion. A part of the dynamical ejecta that moves with velocities of $v \geq 0.6 c$ is classified as fast moving, while matter that does not have enough energy to become unbound remains bound to the system and is referred to as fallback matter. To quantify the spiral wave-driven component, we follow the approach of Nedora et al. (2019), computing the additional ejecta mass based on the Bernoulli criterion, starting from the moment when the dynamical ejecta saturates.

In addition to its mass, the composition of the ejecta, particularly the electron (or proton) fraction, Y_e , defined as

$$Y_e = \frac{n_p}{n_p + n_n}, \quad (5)$$

where n_p and n_n are the number densities of protons and neutrons, respectively, plays a key role in the production of heavy elements via r -process nucleosynthesis.

The disc mass is calculated from three-dimensional snapshots by interpolating AMR data onto a uniform grid. We calculate

$$M_{\text{disc}} = \int \rho W \sqrt{\gamma} d^3x, \quad (6)$$

where ρ , W , and γ are the rest-mass density of the fluid, the Lorentz factor, and the determinant of the spatial metric, respectively.

We compute the evolution of the density modes following the standard procedure described in Radice & Bernuzzi (2024). Specifically, we consider six modes, with mode numbers $m = 1$ to 6. The corresponding mode amplitudes are calculated as (Radice & Bernuzzi 2024)

$$C_m = \int_{z=0} e^{-im\varphi} \rho W \sqrt{\gamma} d^2x \quad (7)$$

Table 1. The properties of the different ejecta components measured from a radius of 300 km at 7 ms after the merger. The columns list the model name, total ejecta mass, mass-averaged electron fraction of the total ejecta, mass of the fast-moving ejecta, mass of the bound material, disc mass, the mass of the spiral wind ejecta at 3 ms after the merger, and the mass of the spiral wind ejecta while the change in ejecta is under 10 per cent. The masses of all ejecta components generally increase with spin, except in a few models. While the electron fraction is notably high in the non-spinning and Q2.6a08 models compared to the other simulations, lower spin values tend to produce less neutron-rich ejecta overall. A significant amount of spiral wind ejecta is detected in all models.

Model	$M_{\text{ej}} [10^{-2} M_{\odot}]$	$Y_{e,\text{ej}}$	$M_{\text{fast}} [10^{-5} M_{\odot}]$	$M_{\text{fb}} [10^{-2} M_{\odot}]$	$M_{\text{disk}} [M_{\odot}]$	$M_{\text{sp},1} [10^{-2} M_{\odot}]$	$M_{\text{sp},2} [10^{-4} M_{\odot}]$
Q2.6a00	0.020	0.160	1.570	0.110	0.014	0.021	0.42
Q2.6a01	0.056	0.087	0.047	0.250	0.028	0.029	1.00
Q2.6a02	0.047	0.066	0.280	0.290	0.030	0.104	1.82
Q2.6a03	0.120	0.062	1.190	0.560	0.052	0.152	2.46
Q2.6a04	0.296	0.060	2.250	1.050	0.062	0.102	5.80
Q2.6a05	0.589	0.055	1.290	1.730	0.072	0.276	12.20
Q2.6a06	1.230	0.057	9.070	2.690	0.048	0.556	29.10
Q2.6a07	2.050	0.057	26.150	3.690	0.063	1.652	47.40
Q2.6a08	0.780	0.140	88.630	1.610	0.070	2.373	72.30

We normalize the mode amplitudes by C_0 , which corresponds to the $m = 0$ mode at the time of merger.

To calculate the r -process nucleosynthesis, we need tracer particles that are initially located within the NS. However, because there is a lack of tracer particles at the start of our simulations, we compute the tracer particle trajectories and the required hydrodynamical properties for the nucleosynthesis by performing a post-processing procedure. For the crucial first step of obtaining the trajectories, we use the three-dimensional snapshots of the three-velocity of selected fluid elements and integrate backwards in time to calculate the particle trajectories, following a similar approach to that used in supernova simulations (Reichert et al. 2023b; Sieverding et al. 2023). The key point here is that these fluid elements should be unbound so they can undergo r -process nucleosynthesis. Therefore, while calculating the trajectories, we apply the geodesic criterion, as we do in the ejected mass calculation. Using these trajectories, we determine the rest-mass density, temperature, and electron fraction of the tracer particles. Finally, we use this data to calculate the nucleosynthesis with WinNet.

In summary, after the trajectories are obtained, the post-processing begins by using some of the input parameters to solve a set of ordinary differential equations (ODEs). Depending on the temperature regime, either the “Network” or the “nuclear statistical equilibrium” (NSE) modules are selected. For our purposes, we use the NSE module. In the NSE approach, for a given set of hydrodynamical quantities, WinNet solves three equations: (i) the Saha equation, which is derived by introducing the relevant chemical potentials of the nucleus, (ii) the mass conservation equation, and (iii) the charge neutrality equation. For further details on WinNet, we refer the reader to Reichert et al. (2023a).

To model the r -process nucleosynthesis from our simulations, we adapted the parameter file originally used in Korobkin et al. (2012); Piran et al. (2013); Rosswog et al. (2013).

3 RESULTS

In discussing the results of our simulations, we focus on the post-merger phase by analyzing the properties of the ejected matter and the impact of neutrinos.

3.1 System dynamics and ejected matter properties

We define the NS as tidally disrupted if the density of the matter around the BH exceeds $1 \times 10^6 \text{ g cm}^{-3}$. According to this definition, tidal disruption occurs in all our simulations, which is expected for

systems with such small mass ratios (Foucart et al. 2019b; Matur et al. 2024; Martineau et al. 2024). As anticipated, the severity of the disruption increases with higher black hole spin, resulting in denser and hotter baryonic matter remaining outside the black hole, as shown in Figure 1. To better quantify this effect, we calculate the properties of the ejected matter and the disc. As described in Section 2, we extract ejecta properties at radial distances of 150 km and 300 km. While we track ejecta velocities at both radii, we focus our extraction on 7 ms after the merger. A summary of the properties of the different ejecta components is presented in Table 1. In the following discussion, we concentrate on the properties measured at a radius of 300 km.

To explore the relationship between BH spin and different components of the ejected matter, we present Figure 2. Additionally, we show the top panels of Figure 3 to illustrate the angular distributions of the electron fraction Y_e , the ejecta velocity v , and the mass of dynamical ejecta, M_{ej} .

As shown in both Table 1 and Figure 2, the total dynamical ejecta, fast-moving ejecta, and bound mass increase with black hole spin. This trend reflects the fact that higher spin enhances tidal disruption, which drives more efficient mass ejection. Although the overall dependence is not strictly linear, the first six models display an approximately linear behavior. Beyond this point, the quantities grow more rapidly, indicating a transition to a nonlinear, possibly exponential regime. These trends are significant, as the ejecta mass plays a central role in shaping the outcome of r -process nucleosynthesis and the brightness of the associated kilonova (Barnes & Kasen 2013; Kawaguchi et al. 2016).

When focusing on the first six models, the relationship between spin and the total ejecta mass yields a coefficient of determination (R^2) of approximately 0.77 (which indicates how the fit is consistent with the data), indicating a reasonably strong linear trend. In comparison, the disc mass shows an even stronger linear correlation with spin, with an R^2 value of 0.97. This high degree of linearity makes the disc mass a particularly relevant quantity for interpreting the electromagnetic counterpart.

The most important exception is the Q2.6a08 model, where both the dynamical ejecta and bound mass are lower than in the Q2.6a06 model. As noted in Section 2, we use 9 collocation points when generating the ID. Increasing the number of collocation points could improve the accuracy of the ID. Therefore, the peculiar behaviour observed in the Q2.6a08 model may be attributed to the limited resolution with a low collocation points of the ID. This is plausible, as accurately representing such a high spin within a conformally flat initial data framework is challenging.

We also examined the ejecta under two conditions: i) $Y_e > 0.25$,

and ii) $Y_e \leq 0.25$. In this context, condition (i) corresponds to neutron-poor ejecta, while condition (ii) represents neutron-rich ejecta. In all models, we find that the mass of the neutron-rich component is at least ten times greater than that of the neutron-poor component. Our simulations suggest a dimmer kilonova counterpart, as expected from former studies (see Foucart (2020)). Across all simulations, the neutron-poor ejecta mass ranges between 10^{-6} and $10^{-4} M_\odot$. However, we note that these values reflect only the dynamical ejecta and do not include contributions from wind driven ejecta.

In Figure 3, we show the angular distribution of the electron fraction Y_e , velocity v , and ejecta mass for the Q2.6a01, Q2.6a03, Q2.6a05, and Q2.6a07 models, in the top panel. As shown in the figure, the neutron-poor component of the ejecta ($Y_e \geq 0.25$) accumulates in the polar region ($0^\circ \leq \theta \leq 45^\circ$), while the equatorial region ($\theta \geq 80^\circ$) contains very neutron-rich material (with $0.05 \leq Y_e \leq 0.2$). The only exception is the Q2.6a02 model, which is not included in the figure.

In the middle panel, we observe that the ejecta velocity exceeds $0.5c$ in the polar region, especially for $0^\circ \leq \theta \leq 20^\circ$, and gradually decreases towards the equator, dropping below $0.3c$ beyond $\theta = 75^\circ$. However, as shown in the right panel, most of the ejected mass is concentrated in the equatorial region ($\theta \geq 75^\circ$), indicating that the bulk of the ejecta is both highly neutron-rich and relatively slow, moving at approximately $0.2\text{--}0.3c$.

A peculiar behaviour in the Y_e distribution appears around $\theta = 40^\circ$. For models with lower black hole spin, Y_e remains low up to this angle and increases beyond it. This suggests that in higher spinning configurations, a brighter electromagnetic counterpart could emerge from the polar regions, provided they contain a sufficient amount of ejecta.

We emphasize that the degree of tidal disruption increases with black hole spin. As clearly seen in Figure 3, more matter is ejected towards the equatorial plane, and in this region, the electron fraction Y_e decreases with spin. Although models that include neutrino transport exhibit higher Y_e overall, due to protonization (Kyutoku et al. 2021) via the electron capture process ($\nu_e + n \rightleftharpoons p + e^-$), the observed trend of decreasing Y_e with spin may also be influenced by this same process. This can be examined by analyzing the neutrino luminosity and energy of electron neutrinos. As shown in Figure 6, both the luminosity and average energy of electron neutrinos increase with spin. This suggests that the electron capture process becomes more efficient at higher spins, which in turn reduces Y_e in the tidal tail.

We define the ejecta as fast-moving if its velocity exceeds $0.6c$. This component is particularly important, as its high velocity allows it to interact with the surrounding environment and produce an additional electromagnetic (EM) counterpart (Metzger et al. 2015). To investigate this effect, we analyze the properties of fast-moving ejecta and their dependence on the initial BH spin, as shown in Figure 2. Up to the Q2.6a06 model, the fast-moving ejecta exhibits an approximately linear trend with spin. Beyond this point, the dependence becomes clearly nonlinear, with a more quadratic character.

We further examine the angular distribution of fast-moving ejecta. For all models, the electron fraction Y_e remains below 0.4 in the polar region ($\theta \leq 40^\circ$) and spans a broader range ($0.1 \leq Y_e \leq 0.8$) at higher latitudes. In the region $\theta \geq 40^\circ$, Y_e generally decreases with increasing spin. The maximum velocity of the fast-moving ejecta reaches up to $0.85c$, particularly in the polar regions.

The mass distribution of fast-moving ejecta is nearly uniform across polar and equatorial directions up to the Q2.6a06 model. For higher spins, it becomes increasingly concentrated toward the

equatorial plane. Notably, the Q2.6a02 model shows no fast-moving material within the angular range $40^\circ \leq \theta \leq 60^\circ$.

The angular distribution and electron fraction analysis suggest that a blue EM component may emerge from the fast-moving ejecta in the equatorial region.

3.2 Spiral wind and density oscillations

As defined in Section 2, spiral wind-driven ejecta refers to the outflow component emerging after the saturation of dynamical ejecta. In our simulations, we find that the dynamical ejecta saturates significantly faster than in BNS mergers.

While the dynamical ejecta grow exponentially within just ~ 3 ms after the merger in all cases, we calculate them both from this early time ($M_{\text{sp},1}$) and later when the total ejecta mass change falls below 10 per cent ($M_{\text{sp},2}$). The spiral wind ejecta mass lies in the range $2.1 \times 10^{-3} \leq M_{\text{sp},1} \leq 2.37 \times 10^{-2} M_\odot$ and in the range $4.21 \times 10^{-5} \leq M_{\text{sp},2} \leq 7.23 \times 10^{-3} M_\odot$. In both cases, despite a reduction by factors of 3 to 50 between maximum and minimum values, the spiral wind ejecta remains present.

Since our simulations continue to about 13 ms post-merger, this provides a 10 ms window to analyse the subsequent spiral wind-driven outflow. The spiral wind ejecta from all simulations is shown in Table 1. As shown in the table, the ejecta mass generally increases with the dimensionless spin, except for in the case of the Q2.6a04 model.

According to Nedora et al. (2019), the spiral wind ejecta contributes to the blue, day-long kilonova emission. Our results provide the first reported evidence for a blue kilonova component in BHNS mergers. However, to confirm this interpretation, we still need to compute kilonova light curves.

Given that this ejecta component can significantly alter the electromagnetic signature of BHNS mergers, we also investigate its physical origin. To this end, we perform an analysis similar to that of East et al. (2016); Radice & Bernuzzi (2024) and present it in Figure 5. In our case, the only contribution to these oscillations comes from the remnant disc. According to Radice & Bernuzzi (2024), the odd modes are excited in the remnant hypermassive neutron star due to the low- $T/|W|$ instability.

In Figure 5, we present the evolution of the density modes from $m = 1$ to $m = 6$ for the Q2.6a0, Q2.6a05, and Q2.60.8 models by following Radice & Bernuzzi (2024); East et al. (2016). Compared to Nedora et al. (2019), we observe that the odd modes appear from the beginning of the simulation, which we attribute to the asymmetric mass ratio in our setup. The normalised mode amplitudes are comparable for all spin values, whereas the high-spin models show systematically higher amplitudes, especially for the $m = 1$ mode. In all cases, the $m = 1$ mode clearly emerges as the dominant contribution.

When examining the spiral wind ejecta across individual models, we find that its mass (in both $M_{\text{sp},1}$ $M_{\text{sp},2}$) increases by a factor of approximately $\sim 10^2$ from the nonspinning case (Q2.6a0) to the Q2.6a08 model, and by a factor of ~ 10 between the Q2.6a05 and Q2.6a08 models. The corresponding density mode amplitudes exhibit a similar trend, increasing by factors of $\sim 10^2$ and $\sim 6\text{--}8$, respectively, over the same model comparisons. This parallel scaling strongly suggests that the spiral wind ejecta originates from disc oscillations. While this study provides the first demonstration of density mode oscillations in BHNS mergers, similar analyses have previously been carried out in self-gravitating tori around spinning black holes (Wessel et al. 2021). Additionally, East & Lehner (2019)

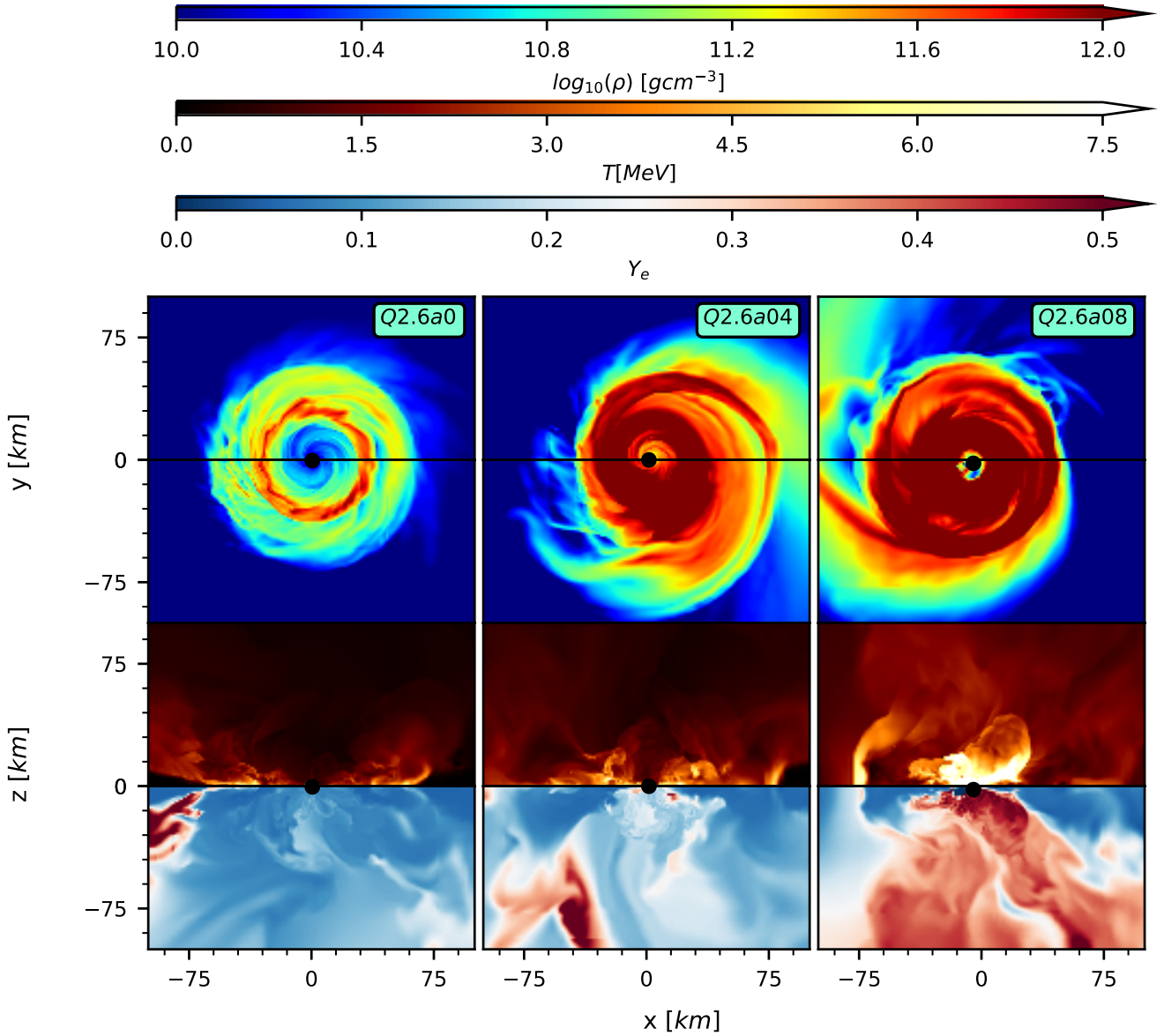


Figure 1. Snapshots of the rest-mass density, temperature, and electron fraction 7 ms after the merger for three models: Q2.6a0, Q2.6a04 and Q2.6a08, respectively. The rest-mass density distributions indicate that all models undergo tidal disruption, with the highest-spin model exhibiting the most violent merger, leaving behind more massive and denser matter surrounding the black hole. This interpretation is further supported by the temperature snapshots, which show that the baryonic matter is significantly hotter in the highest-spin model compared to the other cases. At this stage, the electron fraction also tends to increase with increasing spin.

investigated the evolution of density modes in a neutron star gradually consumed by a central black hole, which may be conceptually related to the present scenario.

3.3 Neutrino effects

In mergers involving neutron stars (either BNS or BHNS mergers), neutrino transport is particularly important because it alters the temperature, composition and distribution of the ejecta (Radice et al. 2018). Since the composition is the most critical property for *r*-process nucleosynthesis, it must be accurately determined to achieve reliable outcomes.

We first examine the role of neutrino effects on the composition of the ejecta by comparing the models Q2.6a0, Q2.6a0(NN), Q2.6a08, and Q2.6a08(NN). Here, the label (NN) denotes simulations performed without neutrino transport (no-neutrino). Although the highest mass-weighted electron fractions for the dynamical ejecta, are observed in the non-spinning and the highest spin simulations—specifically, Q2.6a0 and Q2.6a08—with values around 0.16 and 0.14, the no-neutrino simulations produce significantly more neutron-rich ejecta, with $Y_e \approx 0.046$ and 0.05, respectively. This indicates that neutrino interactions substantially change the composition of the ejecta, as expected, by increasing the electron fraction due to protonization of the matter. Consequently, simulations

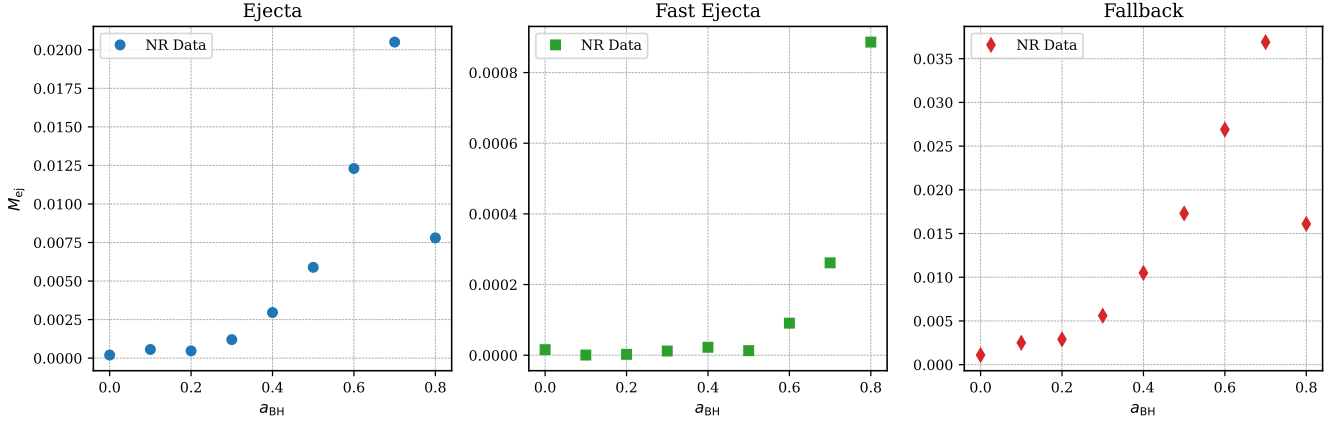


Figure 2. The relationship between the mass of the different ejecta components and spin. The left, central, and right panels show the variation of the total ejecta mass, fast-moving ejecta mass, and bound mass, respectively. Both the total ejecta and bound mass exhibit a strong correlation with spin, up to the Q2.6a08 model. The mass of the fast-moving ejecta increases linearly up to $a_{\text{BH}} = 0.6$, and grows exponentially beyond this point.

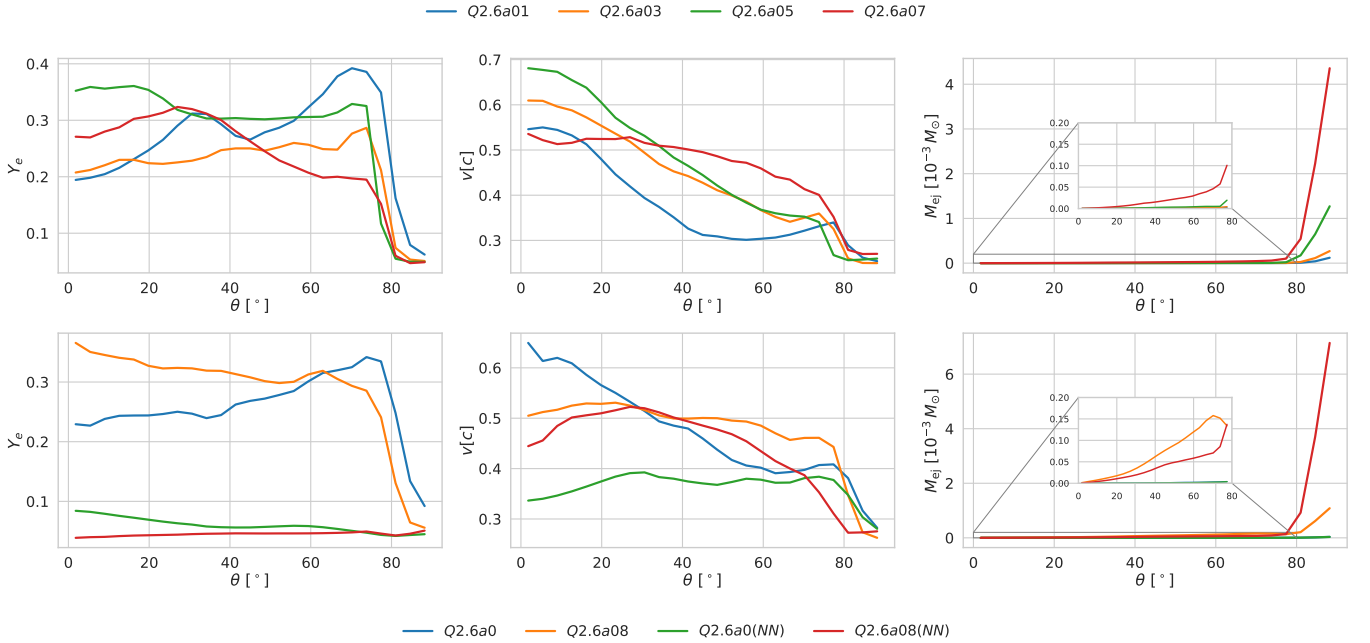


Figure 3. Angular distribution of the electron fraction, ejecta velocity, and ejecta mass at 7 ms after merger. The top panels compare different spin cases by showing the Q2.6a01, Q2.6a03, Q2.6a05, and Q2.6a07 models, while the bottom panels present models with and without neutrino emission, comparing Q2.6a0, Q2.6a0(NN), Q2.6a08, and Q2.6a08(NN). Most of the ejecta mass is concentrated near the equatorial plane, within only 10° . The figure also illustrates how the inclusion of neutrinos reprocesses the ejecta to higher Y_e , particularly in the polar regions.

that include neutrino transport are expected to yield more favourable conditions for heavy r -process nucleosynthesis.

We further find that models without neutrino transport produce a narrow Y_e distribution, concentrated primarily in the 0.0–0.1 range, extending only up to 0.4. In contrast, models including neutrinos exhibit a broader, more uniform distribution reaching up to $Y_e = 0.5$. This broader range implies the possibility of a wider variety of EM counterparts, including both dim and bright kilonovae, rather than just faint transients due to high opacities.

In BHNS mergers, neutrinos play a crucial role because they also heat the outflow. Since temperature is one of the key factors for r -

process nucleosynthesis, it is important to compare the temperature distributions for the neutrino and NN models. When we examine the evolution of the maximum temperature, we find that the matter is hotter in the simulations that include neutrino effects. This heating is due to neutrino irradiation, which raises the temperature of the ejecta, and in turn reprocess it to higher Y_e .

Figure 6 shows the evolution of neutrino luminosity and energy for three flavors: ν_e , $\bar{\nu}_e$, and ν_x . As shown, ν_e has the lowest luminosity, while ν_x reaches the highest values. A similar trend appears in the mean energies, following $E_{\nu_e} < E_{\bar{\nu}_e} < E_{\nu_x}$, although the energy differences are not as large as the luminosity differences.

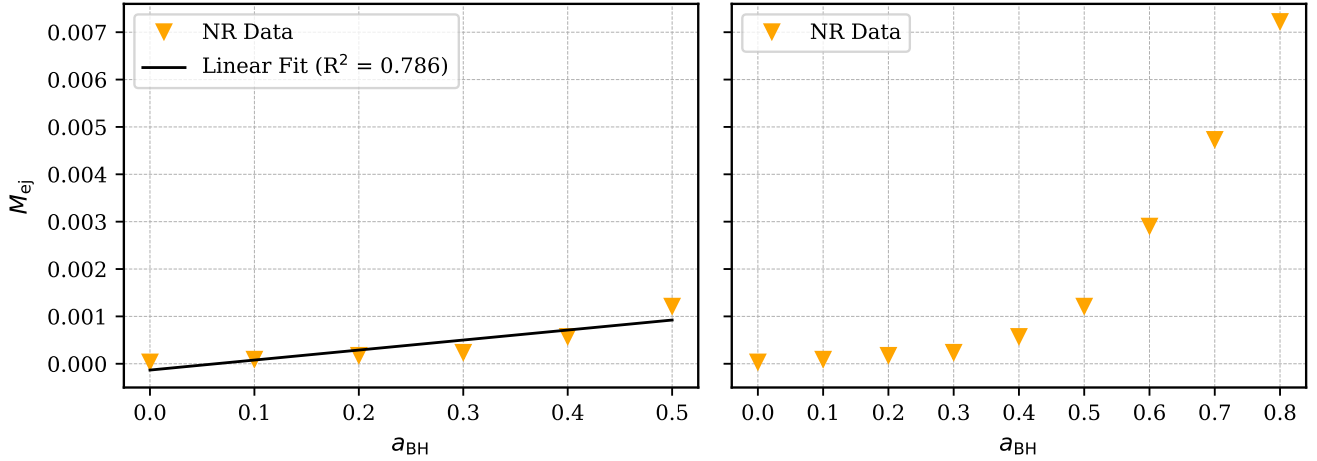


Figure 4. The relationship between the spiral wind-driven ejecta and spin. The left and right panels show the variation of the spiral wind-driven ejecta with spin in the ranges 0–0.5 and 0–0.8, respectively. While the lower-spin models exhibit a roughly linear correlation between spin and ejecta mass, the overall trend remains consistent across most of the spin range.

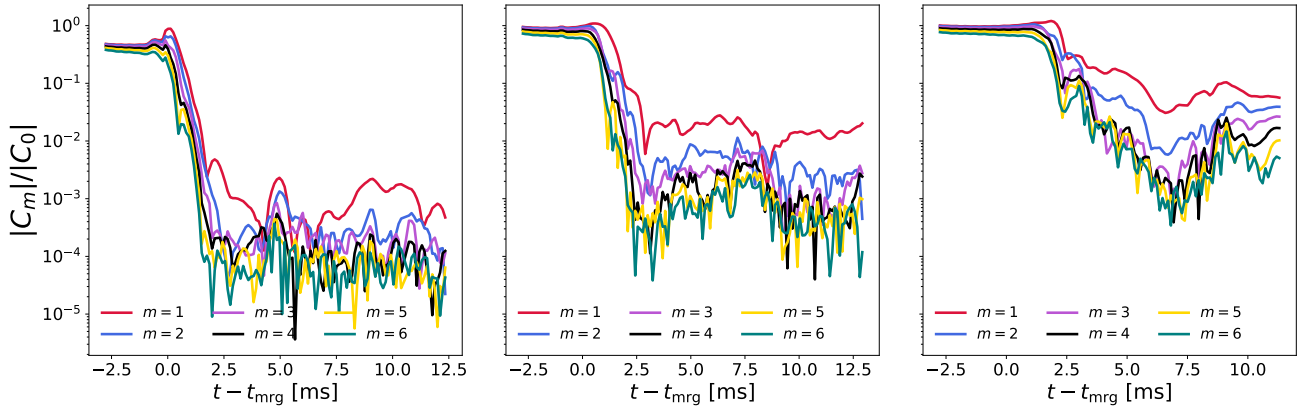


Figure 5. The evolution of the density modes for all spins. The extraction radius for the modes is 300 km. Different colours represent different modes. The x -axis indicates the time elapsed after the merger, while the y -axis shows the mode amplitude, normalized by the $m = 0$ mode at merger. The $m = 1$ mode is dominant, and its amplitude increases with the dimensionless spin parameter of the initial black hole. The amplitude grows by a factor of ~ 10 between Q2.6a05 and Q2.6a08, and by a factor of ~ 100 between Q2.6a0 and Q2.6a08.

Among the different spin models, the Q2.6a08 configuration shows the highest peak luminosity. Interestingly, the luminosity decreases with decreasing spin, with the exception of the non-spinning model, which ranks fourth in terms of peak luminosity. Regarding neutrino energies, both E_{ν_e} and $E_{\bar{\nu}_e}$ peak in the Q2.6a08 model. However, the highest E_{ν_x} occurs in the Q2.6a07 model and is approximately 1.5 times greater than the next highest case (Q2.6a08). This further demonstrates that spin not only affects the neutrino luminosity but also significantly impacts the spectral properties of emitted neutrinos.

3.4 r -process nucleosynthesis

Whilst discussing the properties of the ejected matter, we note that the dynamical ejecta is very neutron-rich, and therefore, heavy r -process nucleosynthesis is expected. However, we need to perform

more detailed analysis to make more confident statements. For this purpose, we carried out the r -process nucleosynthesis for the dynamical ejecta as described in Section 2 using WinNet. The results for three simulations—namely, the nonspinning, Q2.6a03, and Q2.5a07 spin models—are shown in Figure 8. In this figure, we present the element abundances for mass numbers in the range of $50 \leq A \leq 215$ for the three models: Q2.6a01, Q2.6a03, and Q2.6a07. We choose these models to illustrate the differences observed in some spinning BHNS merger simulations. The solar abundances are taken from Arlandini et al. (1999) for comparison.

Initially, we perform the nucleosynthesis calculation using only four tracer particles per model. When increasing the number to twenty, we already observe significant differences in the results. Therefore, we decide to calculate 1000 tracers to ensure that the r -process nucleosynthesis results are independent of the choice of ejected particles. An example is shown in Figure 7, which displays

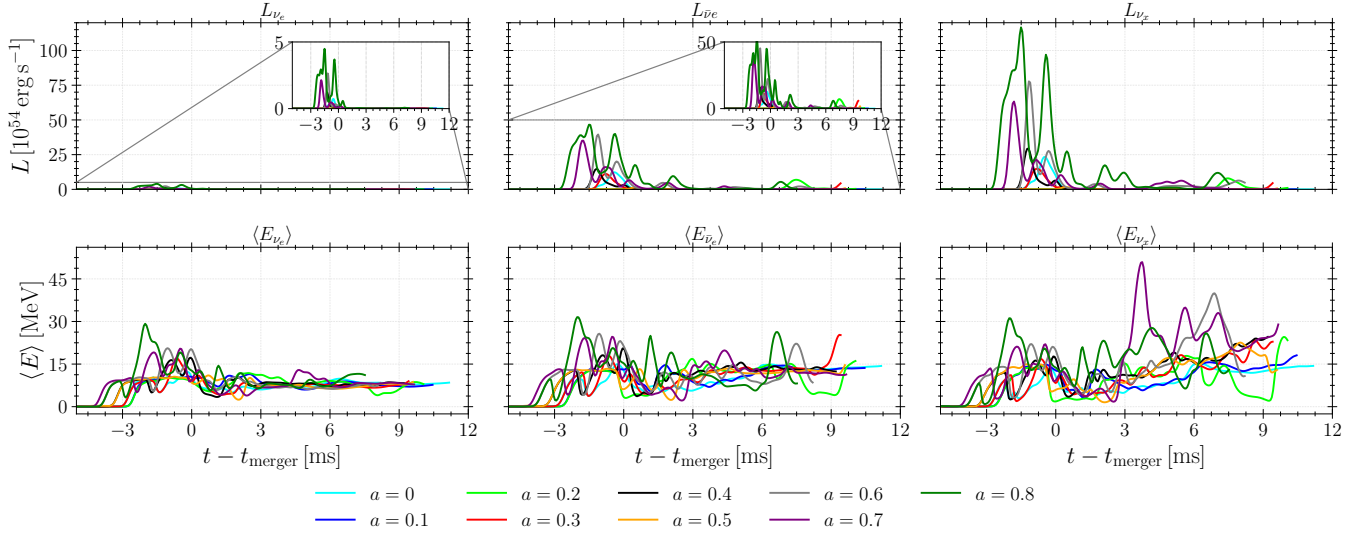


Figure 6. The neutrino luminosity and average energy for all models and for the three different neutrino flavours: electron neutrinos, electron antineutrinos, and heavy-lepton neutrinos. Both the luminosity and energy increase from electron neutrinos to electron anti-neutrinos and heavy-lepton neutrinos. Moreover, we observe a correlation between these quantities and the initial spin of the black hole. This trend suggests that neutrino properties could serve as an additional tool for constraining the initial black hole spin.

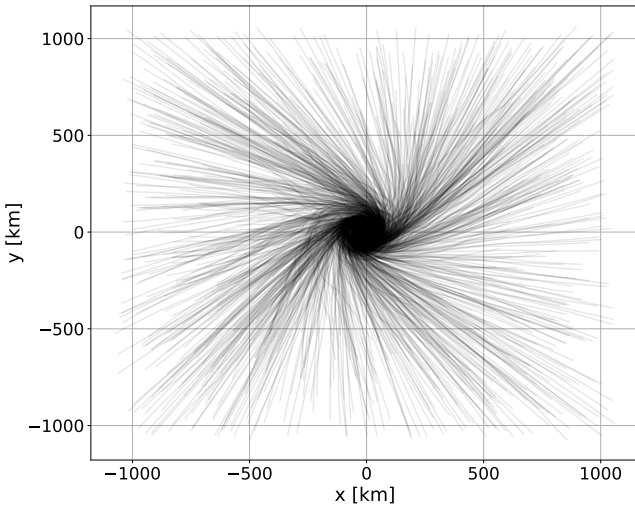


Figure 7. Trajectories of 1000 tracer particles for the Q2.6a0 model. After identifying the positions of the ejected matter, we compute the hydrodynamical properties of the corresponding tracers to provide input for r -process nucleosynthesis calculations. The particles are initially located inside the neutron star and are then ejected after the merger. We use 40 CPU cores and generate the tracers within approximately 3 hours per simulation.

the tracer trajectories for the Q2.6a0 model. As shown, all tracer paths can be traced back to the initial position of the NS, confirming their dynamical origin.

We can divide Figure 8, which shows the abundances normalised by fixing the total mass fraction of elements with $180 \leq A \leq 200$ (following Radice et al. (2018)), into two regions: one from $A = 60$ to 120, and the other from $A = 120$ to 215. As shown in the figure, the highest abundances occur in the Q2.6a01 model, which

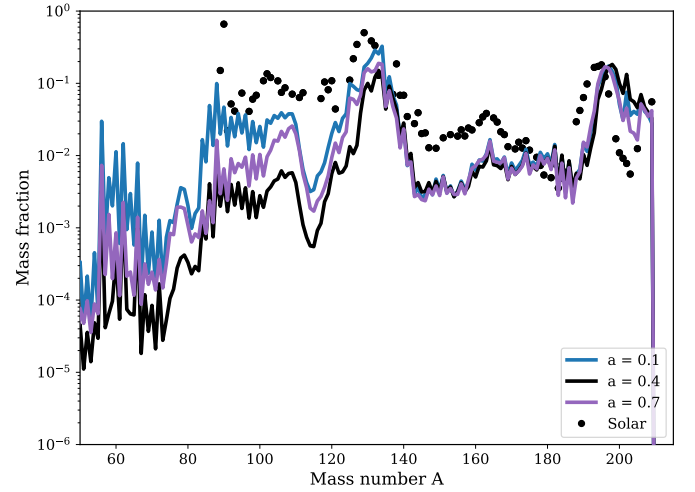


Figure 8. Normalized r -process nucleosynthesis results for the Q2.6a0.1, Q2.6a0.4, and Q2.6a0.7 models. Normalisation is performed by fixing the total mass fraction of elements with $180 \leq A \leq 200$. While elements $A \leq 120$ show some distinguishable differences, the heavier elements exhibit similar trends, as expected from their Y_e distributions. Although certain mass ranges are underproduced, the overall abundance patterns are generally consistent with the solar abundances.

corresponds to the lowest-spin case in the figure, while the lowest abundances are seen in the Q2.6a04 model. For lighter elements, the difference between Q2.6a01 and Q2.6a04 reaches nearly two orders of magnitude. For lighter elements, the difference between Q2.6a01 and Q2.6a04 is nearly two orders of magnitude. Despite this, BHNS mergers produce fewer light r -process elements ($A < 120$) compared to BNS mergers (see the r -process results in Radice et al. (2018)). For heavier elements ($A > 120$), the abundances increase, and all models produce them in comparable amounts. The differences be-

tween models are minor in this range, which is consistent with the Y_e distributions of the dynamical ejecta (see Figure 2). While comparing our results with the solar abundances, we find that they are generally consistent; however, certain elements are underproduced.

4 CONCLUSION

Although black hole–neutron star mergers involving spinning black holes have been extensively studied in the literature, systematic investigations focusing on low mass-ratio systems remain limited. This work addresses that gap by presenting a suite of 11 simulations that explore 9 different dimensionless spin parameters ($a_{\text{BH}} = 0.0$ to 0.8 in steps of 0.1), all aligned with the orbital angular momentum. Two configurations ($a_{\text{BH}} = 0.0$ and 0.8) are simulated both with and without neutrino transport, allowing us to isolate the effects of spin as well as neutrino interactions. The binary system modeled in this study lies within the chirp mass range consistent with GW230529, making the analysis directly astrophysically relevant. Our primary objective was to investigate how key observables are impacted by the black hole spin.

As shown in Campanelli et al. (2006); Etienne et al. (2009), the spin–orbit interaction acts as a repulsive force against gravity for aligned spins. In line with this, we observe that increasing the black hole spin delays the merger for systems. We also see that all systems experience tidal disruption, but higher spin values lead to more violent mergers, leaving more baryonic matter outside the black hole and resulting in higher density and temperature in the remnant.

Performing simulations across a range of black hole spin values, we investigate how the spin affects the properties of the ejected matter. We find strong correlations, particularly in the amount of bound matter, fast-moving ejecta, spiral wind ejecta, and disc mass. These correlations are especially clear for the moderate spin range of $0 \leq a \leq 0.5$. Our findings suggest that electromagnetic counterparts, such as kilonovae, could potentially be used to constrain the spin parameter of the black hole. However, a direct kilonova light-curve analysis is required to confirm this possibility.

Additionally, the dense and hot environments formed in these mergers provide ideal conditions for physical processes such as heavy element production. We observe that the electron fraction remains very low, especially for spin values in the range $0.1 \leq a \leq 0.7$, which is expected to produce heavy r -process elements.

Interestingly, although the highest-spin model (Q2.6a08) yields the maximum luminosity and average energy for most neutrino flavours, the heavy-lepton neutrino energy peaks in the $a = 0.7$ model. We also observe clear evidence of neutrino heating in the outflows of models with neutrino transport, due to neutrino irradiation. This heating not only raises the temperature of the ejecta, but also alters its composition, resulting in a broader distribution of electron fractions.

In contrast, simulations without neutrino treatment yield a much narrower and more neutron-rich distribution ($Y_e \lesssim 0.1$), which typically leads to dim kilonovae. However, the presence of neutrinos introduces a wider Y_e range—up to $Y_e \sim 0.5$ —making bright electromagnetic counterparts possible. This demonstrates the essential role of neutrinos in shaping both the nucleosynthesis outcomes and observable signatures of black hole–neutron star mergers.

The most prominent results arise from the spiral wind–driven ejecta. While oscillations of the hypermassive neutron star are known to generate spiral winds that can drive outflows in binary neutron star mergers (Nedora et al. 2019), this type of ejecta has not previously been reported for black hole–neutron star mergers. Our findings sug-

gest that such ejecta are likely present in these systems. Spiral wind ejecta are expected to produce a blue, day-long kilonova. Although we do not perform a detailed kilonova light-curve analysis here, our results indicate the possibility of a blue kilonova component arising from black hole–neutron star mergers.

As a follow-up study, we plan to focus on kilonova light curve analysis. In particular, we aim to demonstrate the potential for a blue kilonova counterpart in black hole–neutron star mergers.

Although our simulations are performed with a standard resolution of 221 m, a higher resolution may help clarify certain features, especially in the ejecta morphology and thermodynamic properties. In addition to that, longer-term simulations would be valuable for more accurately analysing the evolution of neutrino-driven outflows and spiral-wind ejecta.

Since disruptive black hole–neutron star mergers produce massive discs, including magnetic fields in future simulations would provide a more realistic picture of the remnant environment. It may also shed light on magnetic field amplification processes, which play a key role in launching jets and shaping electromagnetic counterparts.

5 ACKNOWLEDGMENTS

RM would like to thank Beyhan Karakaş, Tim Dietrich, Francois Foucart, Moritz Reichert and Nikhil Sarin for valuable discussions, and David Radice for both valuable discussions and providing the solar abundance pattern data. We acknowledge the use of the IRIDIS High Performance Computing Facility, and associated support services at the University of Southampton. NA and IH also gratefully acknowledge support from the Science and Technology Facility Council (STFC) via grant numbers ST/R00045X/1 and ST/V000551/1.

6 DATA AVAILABILITY

We used a modified version of the parameter file described in Matur et al. (2024). An example parameter file, the initial data, and some of the post-processing tools will be made available on GitHub.

REFERENCES

- Abac A. G., et al., 2024, *ApJ*, **970**, L34
- Abbott B. P., et al., 2017a, *Phys. Rev. Lett.*, **119**, 161101
- Abbott B. P., et al., 2017b, *ApJ*, **848**, L12
- Abbott B. P., et al., 2017c, *ApJ*, **848**, L13
- Abbott R., et al., 2021, *ApJ*, **915**, L5
- Allen G., Goodale T., Massó J., Seidel E., 1999, in *Proceedings of the Eighth International Symposium on High Performance Parallel and Distributed Computing*. IEEE Computer Society, pp 57–61, doi:10.1109/HPDC.1999.805282
- Arlandini C., Käppeler F., Wisshak K., Gallino R., Lugaro M., Busso M., Straniero O., 1999, *ApJ*, **525**, 886
- Banyuls F., Font J. A., Ibáñez J. M., Martí J. M., Miralles J. A., 1997, *ApJ*, **476**, 221
- Barnes J., Kasen D., 2013, in *American Astronomical Society Meeting Abstracts* #221. p. 346.04
- Bernuzzi S., Hilditch D., 2010, *Phys. Rev. D*, **81**, 084003
- Brege W., et al., 2018, *Phys. Rev. D*, **98**, 063009
- Campanelli M., Lousto C. O., Zlochower Y., 2006, *Phys. Rev. D*, **74**, 041501
- Chen S., Wang L., Hayashi K., Kawaguchi K., Kiuchi K., Shibata M., 2024, *Phys. Rev. D*, **110**, 063016
- Deaton M. B., et al., 2013, *ApJ*, **776**, 47
- Desai D., Metzger B. D., Foucart F., 2019, *MNRAS*, **485**, 4404

- Duez M. D., Foucart F., Kidder L. E., Ott C. D., Teukolsky S. A., 2010, *Classical and Quantum Gravity*, **27**, 114106
- East W. E., Lehner L., 2019, *Phys. Rev. D*, **100**, 124026
- East W. E., Pretorius F., Stephens B. C., 2012, *Phys. Rev. D*, **85**, 124009
- East W. E., Paschalidis V., Pretorius F., 2015, *ApJ*, **807**, L3
- East W. E., Paschalidis V., Pretorius F., Shapiro S. L., 2016, *Phys. Rev. D*, **93**, 024011
- Etienne Z. B., Liu Y. T., Shapiro S. L., Baumgarte T. W., 2009, *Phys. Rev. D*, **79**, 044024
- Etienne Z. B., Liu Y. T., Paschalidis V., Shapiro S. L., 2012, *Phys. Rev. D*, **85**, 064029
- Foucart F., 2020, *Frontiers in Astronomy and Space Sciences*, **7**, 46
- Foucart F., 2023, *Living Reviews in Computational Astrophysics*, **9**, 1
- Foucart F., Duez M. D., Kidder L. E., Teukolsky S. A., 2011, *Phys. Rev. D*, **83**, 024005
- Foucart F., Duez M. D., Kidder L. E., Scheel M. A., Szilagy B., Teukolsky S. A., 2012, *Phys. Rev. D*, **85**, 044015
- Foucart F., et al., 2014, *Phys. Rev. D*, **90**, 024026
- Foucart F., et al., 2015, *Phys. Rev. D*, **91**, 124021
- Foucart F., et al., 2017, *Classical and Quantum Gravity*, **34**, 044002
- Foucart F., Hinderer T., Nisanke S., 2018, *Phys. Rev. D*, **98**, 081501
- Foucart F., et al., 2019a, *Phys. Rev. D*, **99**, 044008
- Foucart F., Duez M. D., Kidder L. E., Nisanke S. M., Pfeiffer H. P., Scheel M. A., 2019b, *Phys. Rev. D*, **99**, 103025
- Foucart F., Duez M. D., Hebert F., Kidder L. E., Pfeiffer H. P., Scheel M. A., 2020, *ApJ*, **902**, L27
- Foucart F., et al., 2021a, *Phys. Rev. D*, **103**, 064007
- Foucart F., Mösta P., Ramirez T., Wright A. J., Darbha S., Kasen D., 2021b, *Phys. Rev. D*, **104**, 123010
- Foucart F., Duez M. D., Haas R., Kidder L. E., Pfeiffer H. P., Scheel M. A., Spira-Savett E., 2023, *Phys. Rev. D*, **107**, 103055
- Gittins F., Matur R., Andersson N., Hawke I., 2025, *Phys. Rev. D*, **111**, 023049
- Goldstein A., et al., 2017, *ApJ*, **848**, L14
- Gonzalez A., Bernuzzi S., Rashti A., Brandoli F., Gamba R., 2025, *arXiv e-prints*, p. [arXiv:2507.00113](https://arxiv.org/abs/2507.00113)
- Gottlieb O., et al., 2023, *ApJ*, **953**, L11
- Gutiérrez E. M., et al., 2025, *arXiv e-prints*, p. [arXiv:2506.18995](https://arxiv.org/abs/2506.18995)
- Haas R., et al., 2022, The Einstein Toolkit, doi:10.5281/zenodo.7245853
- Hayashi K., Kawaguchi K., Kiuchi K., Kyutoku K., Shibata M., 2021, *Phys. Rev. D*, **103**, 043007
- Hayashi K., Fujibayashi S., Kiuchi K., Kyutoku K., Sekiguchi Y., Shibata M., 2022, *Phys. Rev. D*, **106**, 023008
- Hayashi K., Kiuchi K., Kyutoku K., Sekiguchi Y., Shibata M., 2023, *Phys. Rev. D*, **107**, 123001
- Hayashi K., Kiuchi K., Kyutoku K., Sekiguchi Y., Shibata M., 2025, *Phys. Rev. Lett.*, **134**, 211407
- Hempel M., Fischer T., Schaffner-Bielich J., Liebendörfer M., 2012, *ApJ*, **748**, 70
- Ibanez J. M., Aloy M. A., Font J. A., Martí J. M., Miralles J. A., Pons J. A., 1999, *arXiv e-prints*, pp astro-ph/9911034
- Izquierdo M. R., Bezares M., Liebling S., Palenzuela C., 2024, *Phys. Rev. D*, **110**, 083017
- Karakas B., Matur R., Ruffert M., 2024, *arXiv e-prints*, p. [arXiv:2405.13687](https://arxiv.org/abs/2405.13687)
- Kasliwal M. M., et al., 2017, *Science*, **358**, 1559
- Kastaun W., Galeazzi F., 2015, *Phys. Rev. D*, **91**, 064027
- Kawaguchi K., Kyutoku K., Nakano H., Okawa H., Shibata M., Taniguchi K., 2015, *Phys. Rev. D*, **92**, 024014
- Kawaguchi K., Kyutoku K., Shibata M., Tanaka M., 2016, *ApJ*, **825**, 52
- Kiuchi K., Sekiguchi Y., Kyutoku K., Shibata M., Taniguchi K., Wada T., 2015, *Phys. Rev. D*, **92**, 064034
- Kiuchi K., Fujibayashi S., Hayashi K., Kyutoku K., Sekiguchi Y., Shibata M., 2023, *Phys. Rev. Lett.*, **131**, 011401
- Kiuchi K., Reboul-Salze A., Shibata M., Sekiguchi Y., 2024, *Nature Astronomy*, **8**, 298
- Korobkin O., Rosswog S., Arcones A., Winteler C., 2012, *MNRAS*, **426**, 1940
- Kunnumkai K., Palmese A., Bulla M., Dietrich T., Farah A. M., Pang P. T. H., 2024, *arXiv e-prints*, p. [arXiv:2409.10651](https://arxiv.org/abs/2409.10651)
- Kyutoku K., Okawa H., Shibata M., Taniguchi K., 2011, *Phys. Rev. D*, **84**, 064018
- Kyutoku K., Ioka K., Okawa H., Shibata M., Taniguchi K., 2015, *Phys. Rev. D*, **92**, 044028
- Kyutoku K., Kiuchi K., Sekiguchi Y., Shibata M., Taniguchi K., 2018, *Phys. Rev. D*, **97**, 023009
- Kyutoku K., Shibata M., Taniguchi K., 2021, *Living Reviews in Relativity*, **24**, 5
- Lackey B. D., Kyutoku K., Shibata M., Brady P. R., Friedman J. L., 2014, *Phys. Rev. D*, **89**, 043009
- Lovelace G., Duez M. D., Foucart F., Kidder L. E., Pfeiffer H. P., Scheel M. A., Szilagy B., 2013, *Classical and Quantum Gravity*, **30**, 135004
- Löffler F., et al., 2012, *Classical and Quantum Gravity*, **29**
- Markin I., Neuweiler A., Abac A., Chaurasia S. V., Ujevic M., Bulla M., Dietrich T., 2023, *Phys. Rev. D*, **108**, 064025
- Mart J. M., Ibáñez J. M., Miralles J. A., 1991, *Phys. Rev. D*, **43**, 3794
- Martineau T., Foucart F., Scheel M., Duez M., Kidder L., Pfeiffer H., 2024, *arXiv e-prints*, p. [arXiv:2405.06819](https://arxiv.org/abs/2405.06819)
- Matur R., Hawke I., Andersson N., 2024, *MNRAS*, **534**, 2894
- Metzger B. D., Bauswein A., Gorieli S., Kasen D., 2015, *MNRAS*, **446**, 1115
- Most E. R., Philippov A. A., 2023, *ApJ*, **956**, L33
- Most E. R., Papenfort L. J., Tootle S. D., Rezzolla L., 2021, *ApJ*, **912**, 80
- Nedora V., Bernuzzi S., Radice D., Perego A., Endrizzi A., Ortiz N., 2019, *ApJ*, **886**, L30
- O'Connor E., Ott C. D., 2010, *Classical and Quantum Gravity*, **27**, 114103
- Papenfort L. J., Tootle S. D., Grandclément P., Most E. R., Rezzolla L., 2021, *Phys. Rev. D*, **104**, 024057
- Paschalidis V., Ruiz M., Shapiro S. L., 2015, *ApJ*, **806**, L14
- Pfeiffer H. P., York J. W., 2003, *Phys. Rev. D*, **67**, 044022
- Piran T., Nakar E., Rosswog S., 2013, *MNRAS*, **430**, 2121
- Pollney D., Reisswig C., Schnetter E., Dorband N., Diener P., 2011, *Phys. Rev. D*, **83**, 044045
- Qiu Y., Radice D., Richers S., Bhattacharyya M., 2025, *arXiv e-prints*, p. [arXiv:2503.11758](https://arxiv.org/abs/2503.11758)
- Radice D., Bernuzzi S., 2024, in *Journal of Physics Conference Series*. IOP, p. 012009 ([arXiv:2310.09934](https://arxiv.org/abs/2310.09934)), doi:10.1088/1742-6596/2742/1/012009
- Radice D., Rezzolla L., 2012, *A&A*, **547**, A26
- Radice D., Rezzolla L., Galeazzi F., 2014a, *Classical and Quantum Gravity*, **31**, 075012
- Radice D., Rezzolla L., Galeazzi F., 2014b, *MNRAS*, **437**, L46
- Radice D., Bernuzzi S., Galeazzi F., 2015, in *Pogorelov N. V., Audit E., Zank G. P., eds, Astronomical Society of the Pacific Conference Series Vol. 498, Numerical Modeling of Space Plasma Flows ASTRONOM-2014*. p. 121 ([arXiv:1502.00551](https://arxiv.org/abs/1502.00551)), doi:10.48550/arXiv.1502.00551
- Radice D., Galeazzi F., Lippuner J., Roberts L. F., Ott C. D., Rezzolla L., 2016, *Monthly Notices of the Royal Astronomical Society*, **460**, 3255
- Radice D., Perego A., Hotokezaka K., Fromm S. A., Bernuzzi S., Roberts L. F., 2018, *ApJ*, **869**, 130
- Reichert M., et al., 2023a, *ApJS*, **268**, 66
- Reichert M., Obergaulinger M., Aloy M. Á., Gabler M., Arcones A., Thielemann F. K., 2023b, *MNRAS*, **518**, 1557
- Rosswog S., Piran T., Nakar E., 2013, *MNRAS*, **430**, 2585
- Ruiz M., Shapiro S. L., Tsokaros A., 2018, *Phys. Rev. D*, **98**, 123017
- Ruiz M., Paschalidis V., Tsokaros A., Shapiro S. L., 2020, *Phys. Rev. D*, **102**, 124077
- Savchenko V., et al., 2017, *ApJ*, **848**, L15
- Schnetter E., Hawley S. H., Hawke I., 2004, *Classical and Quantum Gravity*, **21**, 1465
- Shibata M., Kyutoku K., Yamamoto T., Taniguchi K., 2009, *Phys. Rev. D*, **79**, 044030
- Shu C.-W., 1997, *Essentially Non-Oscillatory and Weighted Essentially Non-Oscillatory Schemes for Hyperbolic Conservation Laws*, NTRS Author Affiliations: Brown Univ. NTRS Report/Patent Number: ICASE-97-65 NTRS Document ID: 19980007543 NTRS Research Center: Langley Research Center (LaRC), <https://ntrs.nasa.gov/citations/19980007543>
- Sieverding A., Waldrop P. G., Harris J. A., Hix W. R., Lentz E. J., Bruenn S. W., Messer O. E. B., 2023, *ApJ*, **950**, 34

- Suresh A., Huynh H., 1997, [Journal of Computational Physics](#), 136, 83
- Tichy W., Ji L., Adhikari A., Rashti A., Pirog M., 2023, [Classical and Quantum Gravity](#), 40, 025004
- Topolski K., Tootle S. D., Rezzolla L., 2025, [Phys. Rev. D](#), 111, 064023
- Vivekanandji Chaurasia S., Dietrich T., Rosswog S., 2021, [arXiv e-prints](#), p. [arXiv:2107.08752](#)
- Wan M.-B., 2017, [Phys. Rev. D](#), 95, 104013
- Wessel E., Paschalidis V., Tsokaros A., Ruiz M., Shapiro S. L., 2021, [Phys. Rev. D](#), 103, 043013
- York James W. J., 1999, [Phys. Rev. Lett.](#), 82, 1350

This paper has been typeset from a $\mathrm{T}_{\mathrm{E}}\mathrm{X}/\mathrm{L}^{\mathrm{A}}\mathrm{T}_{\mathrm{E}}\mathrm{X}$ file prepared by the author.