

Breaking Down and Building Up: Mixture of Skill-Based Vision-and-Language Navigation Agents

Tianyi Ma¹, Yue Zhang¹, Zehao Wang², Parisa Kordjamshidi¹

¹Michigan State University

²ESAT-PSI, KU Leuven

{matiany3, kordjams}@msu.edu

Abstract

Vision-and-Language Navigation (VLN) poses significant challenges in enabling agents to interpret natural language instructions and navigate complex 3D environments. While recent progress has been driven by large-scale pre-training and data augmentation, current methods still struggle to generalize to unseen scenarios, particularly when complex spatial and temporal reasoning is required. In this work, we propose SkillNav, a modular framework that introduces structured, skill-based reasoning into Transformer-based VLN agents. Our method decomposes navigation into a set of interpretable atomic skills (*e.g.*, Vertical Movement, Area and Region Identification, Stop and Pause), each handled by a specialized agent. We then introduce a novel zero-shot Vision-Language Model (VLM)-based router, which dynamically selects the most suitable agent at each time step by aligning sub-goals with visual observations and historical actions. SkillNav achieves a new state-of-the-art performance on the R2R benchmark and demonstrates strong generalization to the GSA-R2R benchmark that includes novel instruction styles and unseen environments.

Code — <https://github.com/HLR/SkillNav>

Introduction

Vision-and-Language Navigation (VLN) (Anderson et al. 2018b; Zhang et al. 2024c) is a critical subfield of embodied AI that integrates natural language understanding, visual perception, and sequential decision-making to allow autonomous agents to navigate and interact within visual environments. With the rise of foundation models *e.g.*, Large Language Models (LLM) and Vision-Language Models (VLMs) (Zhou et al. 2024a; Xiao and Zhu 2025; Li et al. 2024; Zhang et al. 2024a,b), VLN has seen notable progress in multi-modal grounding and generalization.

Despite recent advances, a key challenge in VLN lies in enabling agents to generalize reliably and interact with unseen environments and novel instructions. Previous approaches have enhanced VLN agents' generalization ability through extensive data augmentation (Hao et al. 2020a; Chen et al. 2022a; Wang et al. 2023, 2024b) and training agents on large-scale synthetic instruction-trajectory pairs across varied environments. While data-driven methods improve VLN agents' generalization, their main limitation is

Preprint.

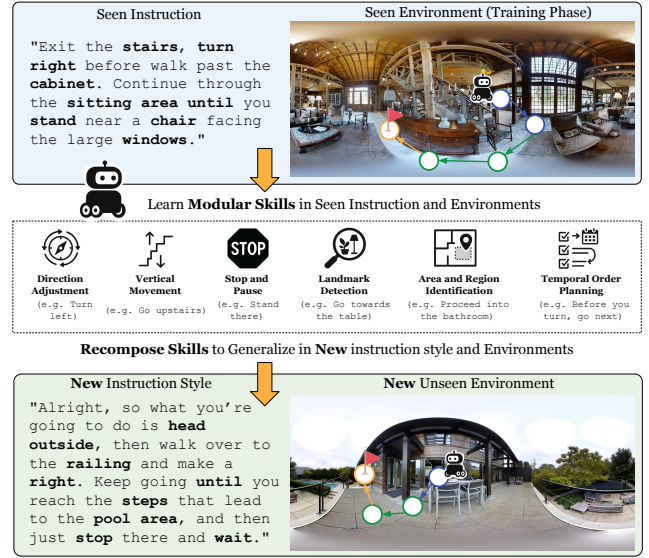


Figure 1: SkillNav decomposes complex navigation instructions into atomic skills, which can then be flexibly recomposed to address new environments featuring diverse instruction styles and visual scenarios.

reliance on black-box, end-to-end models (Anderson et al. 2018b; Hong et al. 2021) that tend to memorize training examples. This restricts their effectiveness in unobserved scenarios requiring deeper compositional reasoning, such as understanding diverse instructions, temporal relationships, or complex landmarks, and generalizing across a wide range of visual environments.

To address these limitations, we propose **SkillNav**, a modular VLN framework that decomposes navigation learning into individual and reusable skills, enabling flexible composition and enhanced generalization in new environments (as shown in Fig 1). Unlike prior methods that treat instruction execution as an end-to-end mapping from instructions directly to actions, SkillNav explicitly captures the compositional nature of navigation tasks. Furthermore, we introduce a novel VLM-based router that leverages multi-modal reasoning to dynamically select the most appropriate skill at each navigation step, conditioned on the current

sub-instruction, visual observation, and historical actions. SkillNav not only improves interpretability by making the decision-making processes more transparent but also facilitates robust adaptation to diverse instructions and unseen visual environments.

We identify a set of atomic skills required for effectively completing the VLN task. For each skill, we curate a dataset containing relevant instructions paired with corresponding visual observations. Each skill-based agent, built upon a strong VLN backbone, is then independently fine-tuned using its specific skill-specific dataset.

Moreover, we introduce a temporal reordering module to generate chronologically ordered sub-instructions, facilitating effective temporal reasoning during skill selection. Finally, we integrate a VLM-based router that dynamically identifies the next relevant sub-instruction and selects the most suitable skill-based agent to execute the corresponding navigation action.

SkillNav achieves state-of-the-art (SOTA) performance on the Room-to-Room (R2R) benchmark (Anderson et al. 2018b), and the GSA-R2R dataset (Hong et al. 2025) which introduces novel instructions and diverse visual environments, including both unseen residential and non-residential settings. Additionally, we evaluate individual skill-based agents using NavNuances (Wang et al. 2024c), a dataset specifically designed for fine-grained skill evaluation. We provide comprehensive ablation study and qualitative analysis to thoroughly assess the effectiveness of each component within our framework and justify our router design choices.

Our contributions are summarized as follows:

1. We propose **SkillNav**, a modular framework that explicitly decomposes navigation tasks into atomic, reusable skills, significantly enhancing generalization to novel instructions and visual environments.
2. We introduce a novel VLM-based router that dynamically selects the most suitable skill at each navigation step by aligning sub-goals with visual observations and historical actions.
3. We achieve SOTA performance on the R2R benchmark and demonstrate robust generalization on the challenging GSA-R2R dataset and provide comprehensive analysis and ablation study.

Related Work

Vision-and-Language Navigation Models.

A wide range of methods have been proposed for addressing VLN tasks. These methods have evolved from early LSTM-based architectures (Anderson et al. 2018b; Tan, Yu, and Bansal 2019) to Transformer-based models (Chen et al. 2021, 2022b; An et al. 2023) and, most recently, to Large Language Model (LLM)-based agents (Zhou, Hong, and Wu 2023; Chen et al. 2024; Lin et al. 2024; Zhou et al. 2024b; Zheng et al. 2024; Zhang et al. 2025). A central and ongoing challenge in VLN research is enhancing the generalization capability of agents, allowing them to navigate effectively in unfamiliar environments and handle novel instructions. To enhance generalization, most existing methods utilize data-driven augmentation strategies, focusing either on

augmenting visual observations (Li, Tan, and Bansal 2022; Liu et al. 2021; Li and Bansal 2023) or synthesizing additional navigation instructions (Wang et al. 2023, 2024b; Hao et al. 2020b; Zhang and Kordjamshidi 2023; Zhang, Guo, and Kordjamshidi 2024). However, a fundamental limitation of purely data-driven augmentation approaches lies in their reliance on end-to-end training paradigms. Such monolithic models often memorize training examples rather than genuinely generalize, failing to fundamentally address the compositional reasoning required by novel or unseen scenarios. In contrast, our work directly addresses this limitation by introducing a modular framework that decomposes the VLN task into a set of reusable navigation skills. This modular design allows flexible recomposition of learned skills, substantially improving generalization to novel environments and diverse instruction types. Additionally, our approach enhances interpretability by transparently revealing internal decision-making processes.

Skill-based MoE Systems.

Mixture-of-Experts (MoE) models traditionally operate at the parameter level, distributing input across multiple expert networks to improve capacity and efficiency (Jacobs et al. 1991; Jordan and Jacobs 1994; Yuksel, Wilson, and Gader 2012). Sparsely activated MoEs (Shazeer et al. 2017; Lepikhin et al. 2021; Zhang et al. 2021; Zuo et al. 2022) further scale this idea by routing each input to a small subset of experts, making it possible to train trillion-parameter models while controlling inference cost. More recently, large language models have begun to employ skill-based MoEs at the module or LLM level, where different LLMs are specialized through fine-tuning or task profiling (Riquelme et al. 2021; Wang et al. 2024a; Dai et al. 2024; Jiang et al. 2024; Xue et al. 2024; Chen et al. 2025a; Yu et al. 2025; Zhou et al. 2024c), and expert selection is performed via prompting or routing mechanisms based on task semantics. While these methods significantly enhance modularity and interpretability, they have not yet been explored within the VLN domain. Our work introduces a novel skill-based MoE framework specifically designed for VLN tasks, which employs a set of specialized agents to improve generalization and interpretability.

Preliminaries

In the VLN task, an agent navigates through an environment by following a natural language instruction I to reach a specified target location. The environment is discretized into a connectivity graph $\mathcal{G} = (V, E)$, where V denotes a non-empty set of navigable nodes, and E is a set of undirected connectivity edges. At each time step t , the agent located at viewpoint v_t receives a panorama represented by n images, denoted as $D_t = \{o_i\}_{i=0}^n$. The agent is aware of a subset of views $O_t \subseteq D_t$ heading towards its navigable neighboring nodes $\mathcal{N}(v_t)$. The local action space A_t contains navigating to node $v \in \mathcal{N}(v_t)$ or stopping at current node v_t .

In this work, we leverage DUET (Chen et al. 2022b) as our base VLN agent. It is a dual-scale graph transformer solution that fuses the topological map with local observations

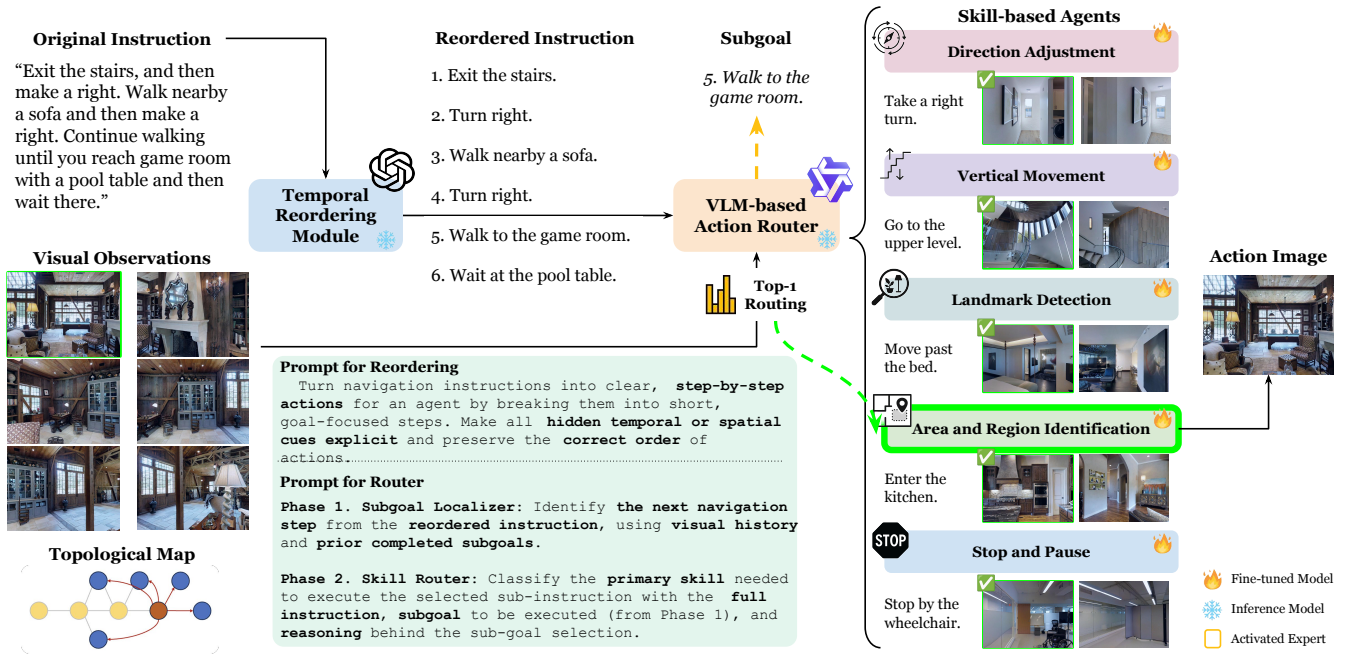


Figure 2: SkillNav Architecture. SkillNav takes visual observations, original instructions and the topological map as input. A temporal reordering module first leverages an LLM to reorder instructions into structured action goals. Subsequently, a VLM-based action router localizes the current focused sub-goal and dynamically selects the most suitable skill-based agent. For each skill, we construct specialized instruction-visual observation datasets for targeted skill learning.

for decision-making. We formulate it as

$$a_t^* = \pi(I, O_t, M_t), \quad (1)$$

where $M_t \subseteq \mathcal{G}$ represents online constructed topological map that has been observed after t steps of navigation, and $a_t^* \in A_t$ represents the predicted action.

Methodology

We propose a framework for VLN that coordinates a set of atomic skill-based agents to solve navigation tasks. As shown in Figure 2, the framework comprises three components: a temporal reordering module for instruction decomposition, a VLM-based router for skill selection, and a set of skill-specific agents. Each agent is built upon the DUET architecture and trained with tailored synthetic data to make skill-conditioned decisions. This section introduces the proposed skill taxonomy, skill-specific synthetic dataset construction, and reasoning framework for acquiring these modular skills.

Skill Taxonomy

The atomic skills, as defined in NavNuances (Wang et al. 2024c), are considered essential for building a robust VLN agent. In this work, we adopt four frequently observed atomic skills from NavNuances, **Direction Adjustment**, **Vertical Movement**, **Landmark Detection**, and **Area and Region Identification**.

However, we find persistent challenges in temporal reasoning and stop criteria. Errors in temporal reasoning often

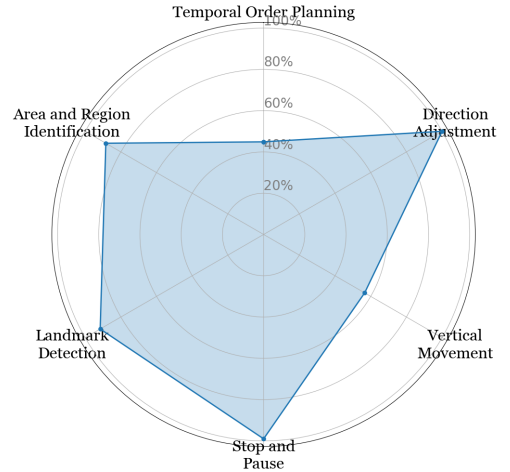


Figure 3: Distribution of instructions in the R2R dataset categorized by the proposed skill taxonomy.

disrupt the correct order of subgoal execution. Stop decisions are sometimes made too early or too late, reducing navigation success. To address these issues, we extend the skill taxonomy with two additional skills: **Stop and Pause** and **Temporal Order Planning**.

In the following, we elaborate on these two new skills and their roles in navigation.

1. **Stop and Pause** captures the agent’s ability to dynami-

Dataset	# Instr	# Vocab	Instr Len
R2R	14,039	4,597	26.28
GSA-R2R	4,675	2,797	26.06
Temporal	2,000	1,653	56.60
Direction	450	707	26.78
Vertical	450	705	26.23
Stop	450	774	27.03
Landmark	450	1,025	27.62
Region	450	971	27.50

Table 1: Statistics of skill-specific synthetic datasets and existing VLN training datasets.

cally control motion termination and temporary halting in response to visual or linguistic cues. This includes recognizing explicit stop commands (*e.g.*, “Stop at the doorway”) or context-sensitive halts triggered by landmarks or obstacles (*e.g.*, “Pause when you see the red sign”). Unlike generic action execution, stop and pause skills emphasize precise temporal-spatial control to ensure safe, context-aware navigation.

2. **Temporal Order Planning** captures the agent’s ability to reason over the sequence and structure of subgoals. This includes understanding conditional immediacy (*e.g.*, “Once you enter the hallway, turn left”), maintaining actions for a bounded duration (*e.g.*, “Keep walking until you see the staircase”), executing forward sequential steps (*e.g.*, “Go forward, then turn right, and finally stop”), and handling backward references to prior states (*e.g.*, “Before turning, make sure you’re at the hallway entrance”). Unlike low-level action chaining, temporal order planning captures higher-level temporal logic that guides when and how atomic skills should be executed in order.

To quantify the presence and frequency of these skills in R2R (Anderson et al. 2018a), we perform a keyword-based analysis of the navigation instructions as shown in Figure 3 following the skill inference in Symbolic-MoE (Chen et al. 2025b). Each instruction is scanned for a curated set of indicative keywords, compiled for each skill category based on linguistic patterns observed in prior datasets and real-world navigation discourse. For instance, terms like “after” or “next” are used to detect Temporal Order Planning, while words such as “stairs” or “elevator” signal Vertical Movement. An instruction can be counted for multiple skills if it exhibits multiple relevant keywords.

Skill-Specific Data Synthesis and Agent Training

To enable the training of skill-specialized agents, we construct a set of synthetic datasets in which each trajectory–instruction pair is intentionally designed to emphasize a single navigation skill.

We begin with a random starting node in the Matterport3D (Chang et al. 2017) environment and sample diverse navigation paths through graph traversal. For each skill, we define filtering heuristics to select trajectories where

this skill is the primary factor for successful navigation. For instance, we keep paths containing significant elevation changes for the Vertical Movement skill. And for the Direction Adjustment category, we emphasize frequent orientation changes or non-trivial turning sequences. Each selected trajectory consists of a sequence of panoramic observations. We constrain trajectory length to 4–7 steps to keep the difficulty and temporal context comparable to natural VLN data. Additional details are provided in the supplementary material.

To generate skill-focused instruction, we feed the observation sequence of each candidate trajectory into GPT-4o (OpenAI 2024) with a structured prompt. We design the prompts such that the generated instructions preserve the general linguistic quality of real VLN datasets, including comparable sentence length, vocabulary diversity, and fluency, while intentionally emphasizing the content toward the targeted skill. This is achieved by providing GPT-4o with explicit skill-focused cues during generation, encouraging, for example, frequent references to orientation change for the Direction Adjustment skill or strong emphasis on landmark description for the Landmark Detection skill. For each skill, we synthesize N such trajectory–instruction pairs, forming six separate datasets. A summary of dataset statistics is provided in Table 1.

The training of each skill-based agent is conducted in two stages. In the first stage, we fine-tune the pre-trained DUET model using the R2R training split, the ScaleVLN augmentation data (Wang et al. 2023), and our Temporal Synthetic dataset to obtain a strong, skill-agnostic backbone. In the second stage, this backbone is further fine-tuned on another skill-specific synthetic dataset, enabling the agent to specialize in the targeted skill. Following this process, we obtain five specialized skill-based agents: the Direction Adjustment agent (π_{da}), Vertical Movement agent (π_{vm}), Stop and Pause agent (π_{sp}), Landmark Detection agent (π_{ld}), and Area and Region Identification agent (π_{ar}).

SkillNav Framework

After training specialized agents for different navigation sub-tasks, we introduce our SkillNav framework in this section. Specifically, SkillNav first employs a temporal reordering module to generate structured execution plans. Then, we introduce a VLM-based action router to accurately identify the current subgoal and dynamically select the corresponding skill-based agent to execute the appropriate action.

Temporal Reordering Module The Temporal Order Module only takes the original natural language instruction as input. It applies the instruction reordering prompt to turn navigation instructions into subgoals $I_{reorder}$. It follows the four temporal logics described in the Skill Taxonomy section, making implicit temporal details explicit and ensuring the correct subgoal execution order. This procedure is formulated as

$$I_{reorder} = \text{LLM}_{\text{TemporalReorder}}(I). \quad (2)$$

VLM-based Action Router To coordinate skill-based agents during navigation, we introduce an Action Router

Methods	#	R2R								GSA-R2R					
		Val-Unseen				Test-Unseen				Test-R-Basic		Test-N-Basic		Test-N-Scene	
		NE↓	OSR↑	SR↑	SPL↑	NE↓	OSR↑	SR↑	SPL↑	SR↑	SPL↑	SR↑	SPL↑	SR↑	SPL↑
LLM-based VLN															
MapGPT (GPT4v) (Chen et al. 2024)	1	5.63	58	44	35	—	—	—	—	34	30	25	23	25	23
NavCoT (LLaMA2) (Lin et al. 2024)	2	6.26	42	34	29	—	—	—	—	37	35	29	26	29	26
NavGPT-2 (FlanT5-5B) (Zhou et al. 2024b)	3	3.13	81	72	61	3.33	80	72	60	58	45	48	35	57	<u>43</u>
NaviLLM (Vicuna-7B) (Zheng et al. 2024)	4	3.51	—	67	59	3.71	—	68	60	—	—	—	—	—	—
Supervised VLN															
HAMT (Chen et al. 2021)	5	2.29	—	66	61	3.93	72	65	60	48	44	42	38	34	30
DUET (Chen et al. 2022b)	6	3.31	81	72	60	3.65	76	69	59	58	47	48	37	40	30
BEVBERT (An et al. 2023)	7	2.81	84	75	64	3.13	81	73	62	58	45	46	35	39	27
GR-DUET (Hong et al. 2025)	8	—	—	—	—	—	—	—	—	69	64	57	52	48	<u>43</u>
ScaleVLN (Wang et al. 2023) [†]	9	2.34	87	79	70	2.73	<u>84</u>	77	68	<u>78</u>	<u>67</u>	<u>69</u>	<u>57</u>	<u>55</u>	<u>43</u>
SRDF (Wang et al. 2024b) [†]	10	1.83	89	84	78	1.88	88	84	77	71	63	59	49	52	<u>43</u>
Our Mixture of Skill-based VLN															
SkillNav [†] (ours)	11	1.97	89	<u>83</u>	<u>77</u>	2.53	83	<u>78</u>	<u>70</u>	79	69	72	61	57	48

Table 2: Performance comparison on R2R and GSA-R2R benchmarks. [†] indicates large-scale data augmentation. SRDF performs best on R2R due to extensive pretraining on data that mimics R2R-style instructions; however, it struggles to generalize effectively to the more challenging GSA-R2R dataset.

that dynamically selects the most suitable agent at each time step. Inspired by LLM-based planning systems such as LLM-Planner (Song et al. 2023), Mic (Qiao et al. 2023), and A2Nav (Chen et al. 2023), our router leverages a large VLM model (e.g., GPT-4o (OpenAI 2024), Qwen2.5-VL (Bai et al. 2025)) in a zero-shot in-context fashion. We structure the routing process into two distinct reasoning phases:

Phase 1: Subgoal Localizer Given the reordered subgoals $I_{\text{reorder}} = [p_1, p_2, \dots, p_m]$, observation history H_{t-1} , and the sequence of previously executed subgoals $G_{t-1} = [p_1^*, \dots, p_{t-1}^*]$, the model identifies the next subgoal p_t^* to be executed for current time step t and outputs the corresponding reasoning trace r_t . The output can be formalized as:

$$p_t^*, r_t = \text{Localize}(I_{\text{reorder}}, H_{t-1}, G_{t-1}). \quad (3)$$

The sequence of executed subgoals is then updated as:

$$G_t = G_{t-1} \parallel p_t^*. \quad (4)$$

Phase 2: Skill Router At time step t , the skill router determines which skill-based agent $\pi_t^* \in \mathcal{S}$ is most appropriate for executing the selected subgoal p_t^* , where $\mathcal{S} = \{\pi_{\text{da}}, \pi_{\text{vm}}, \pi_{\text{sp}}, \pi_{\text{id}}, \pi_{\text{ar}}\}$ denotes the predefined set of five skill-based agents. Besides, it receives the original instruction I as contextual input to capture additional linguistic cues such as verbs and spatial references. It also uses the reasoning trace r_t from Phase 1 to enhance its understanding of the current subgoal. At each step, exactly one skill is selected, formulated as

$$\pi_t^* = \arg \max_{\pi \in \mathcal{S}} \text{Router}(I, p_t^*, r_t). \quad (5)$$

Once the appropriate skill-based agent is selected, it is invoked following the Definition 1 to predict the action for navigation at time step t :

$$a_t^* = \pi_t^*(I, O_t, M_t). \quad (6)$$

This routing architecture facilitates modular skill execution by leveraging natural language and perceptual inputs, with the LLM serving as a structured intermediary that bridges high-level instructions and low-level action modules.

Experiments

Evaluation Datasets. We primarily use the Room-to-Room (R2R) dataset (Anderson et al. 2018b), especially on its unseen split of validation (Val Unseen) and test (Test Unseen) datasets. R2R is a standard benchmark in VLN consisting of panoramic RGB-D scans from the Matterport3D (Chang et al. 2017) simulator and providing crowd-sourced instructions paired with paths. Besides, we evaluate the generalization ability of SkillNav on GSA-R2R (Hong et al. 2025) which includes residential (R) and non-residential (N) scenes (e.g. shops, restaurants, and museums) from Habitat-Matterport3D (Ramakrishnan et al. 2021), and diverse instruction styles with role-specific dialogues (e.g. travel guides (Scene) beyond the basic style of R2R (Basic)).

Evaluation Metrics. We use the standard metrics to evaluate the navigation performance (Anderson et al. 2018a; Zhao, Qi, and Wu 2023): (1) Navigation Error (NE): the distance between the stop location and the target; (2) Oracle Success Rate (OSR): the agent ever gets close enough to the goal at any point along its trajectory, regardless of where it decides to stop; (3) Success Rate (SR): the ratio of agents stopping within 3 meters of the target; (4) Success rate weighted by Path Length (SPL): measure navigation efficiency by weighting the success rate with the ratio between the shortest path length and the agent’s actual path length, penalizing unnecessarily long trajectories.

Implementation Details. We utilize CLIP-B/16 (Radford et al. 2021) as the visual backbone and BERT-base-uncased (Devlin et al. 2018) as the language backbone within our DUET-based skill agents. During the skill training, we fine-tune the DUET pre-trained model with Temporal Order synthetic data, ScaleVLN augmentation data, and R2R Train data for 50,000 iterations using a batch size of 32 and a learning rate of 5×10^{-5} on 1 NVIDIA A6000 GPU with the random seed 0. The best finetuned Temporal DUET model is selected based on the SPL performance on

Methods		DC	VM			LR	RR	
		SR	SR	OSR	SPL	SR	SR	OSR
VLN Agents	ScaleVLN (Wang et al. 2023)	68.39	81.76	88.82	76.34	28.32	82.91	95.27
	SRDF (Wang et al. 2024b)	59.93	82.94	91.18	80.98	26.28	77.09	94.55
Skill-based Agents	Direction Adjustment	70.81	81.76	91.18	76.28	31.39	81.82	94.91
	Vertical Movement	70.68	87.65	89.41	83.83	30.22	82.18	96.00
	Landmark Detection	70.29	82.35	85.29	78.94	31.53	83.64	97.09
	Area and Region Ident.	67.53	84.12	88.82	80.49	29.20	85.09	96.36
	Stop and Pause	68.91	84.71	87.06	80.67	29.78	83.64	97.09

Table 3: Evaluation of each skill-based agent on the NavNuances benchmark across four skill categories: Direction Change (DC), Vertical Movement (VM), Landmark Recognition (LR), and Room Recognition (RR). Ident.: Identification.

the R2R Validation Unseen dataset. Based on the Temporal DUET, we employ the second round fine-tuning with atomic skill synthetic data for 30,000 iterations with a batch size of 16 on the same GPU. In our SkillNav LLM-based architecture, we adopt GPT-4o (OpenAI 2024) as the Temporal Reordering module due to its superior instruction-following capabilities and employ Qwen2.5-VL-7B-Instruct (Bai et al. 2025) as the action router because of its strong multi-modal alignment and reasoning abilities. All inferences with the action router are performed using in-context prompting. More details are provided in the supplementary material.

Main Results

As shown in Table 2, SkillNav achieves strong overall performance across both R2R datasets and demonstrates robust generalization on GSA-R2R, outperforming most fine-tuned and LLM-based agents. On the R2R unseen environments, SkillNav (Method #11) achieves 83% SR and 77% SPL, achieving second overall, behind only SRDF (Method #10). While SRDF achieves the highest performance on R2R Test-Unseen, this can be largely attributed to its pretraining on large-scale data that closely follows R2R-style instruction patterns. However, this reliance limits its generalization ability on GSA-R2R, with 13% and 5% SR drop on Test-N-Basic and Test-N-Scene, respectively. This highlights the importance and efficacy of explicitly learning atomic navigation skills. SkillNav outperforms another strong baseline, ScaleVLN (Method #9), by 4% in SR and notably by 7% in SPL, indicating that SkillNav predicts more efficient and precise navigation trajectories. Additionally, SkillNav also demonstrates SOTA generalization performance in GSA-R2R, ranking 1st in SPL across all GSA-R2R splits. Notably, on Test-N-Scene, which combines non-residential environments with more complex and role-specific instructions, SkillNav matches the best SR tied with NavGPT-2 (Method #3), while significantly outperforming it in SPL. NavGPT-2 benefits from fine-tuning on FlanT5-XXL (Chung et al. 2022), which likely enhances its ability to interpret stylized instructions. However, its lower SPL reveals inefficiencies in path planning and execution. While LLMs can help parse diverse instruction styles, they often introduce noise or lose critical spatial details when translating, limiting their effectiveness in downstream navigation tasks. This highlights the need for tightly integrated

skill reasoning and grounded visual understanding, beyond language interpretation alone.

Ablation Study and Analysis

Ablation study on skill-based agents. To further probe the capabilities of our skill-based agents, we have a fine-grained evaluation on the NavNuances (Wang et al. 2024c), which categorizes navigation instructions into four atomic skills: (1) Direction Change (DC), (2) Vertical Movement (VM), (3) Landmark Recognition (LR), and (4) Region Recognition (RR). These subsets isolate specific reasoning capabilities and allow us to assess each agent’s specialization. As shown in Table 3, each skill-based agent in SkillNav excels in its corresponding category. The Vertical Movement agent achieves the highest SR (87.65%) and SPL (83.83%) on VM, while the Direction Adjustment agent leads in DC with an SR of 70.81%. The Landmark Detection agent performs best in LR with 31.53% SR, and the Area and Region Identification agent reaches 85.09% SR on RR. These results validate our skill-based training and data augmentation strategy, confirming that targeted supervision fosters functional specialization that outperforms generalist VLN baselines in isolated skill settings.

Stop Agent Analysis. The Stop and Pause agent integrates two stopping mechanisms within the DUET framework: (1) the agent can explicitly issue a stop action at a given viewpoint; and (2) if the agent does not explicitly stop when the navigation loop ends, DUET retrospectively selects the visited location with the highest stop probability and optionally appends a shortest path to reach it. Since we apply a stopping-focused data augmentation strategy that exposes the model to diverse stop-relevant cues during training, this supervision enables the agent to distinguish between the two stopping mechanisms and to learn when stopping aligns with the instruction intent and visual context. Although NavNuances does not include a dedicated stopping split, our Stop agent still outperforms generalist baselines like ScaleVLN and SRDF across all skill categories (Table 3), suggesting that effective stopping is a foundational capability that influences the success of diverse navigation behaviors.

Ablation study on temporal reordering module. We conduct an ablation study to evaluate of SkillNav’s two key components: the LLM-guided Temporal Reordering module and the VLM-based action router. The results, shown

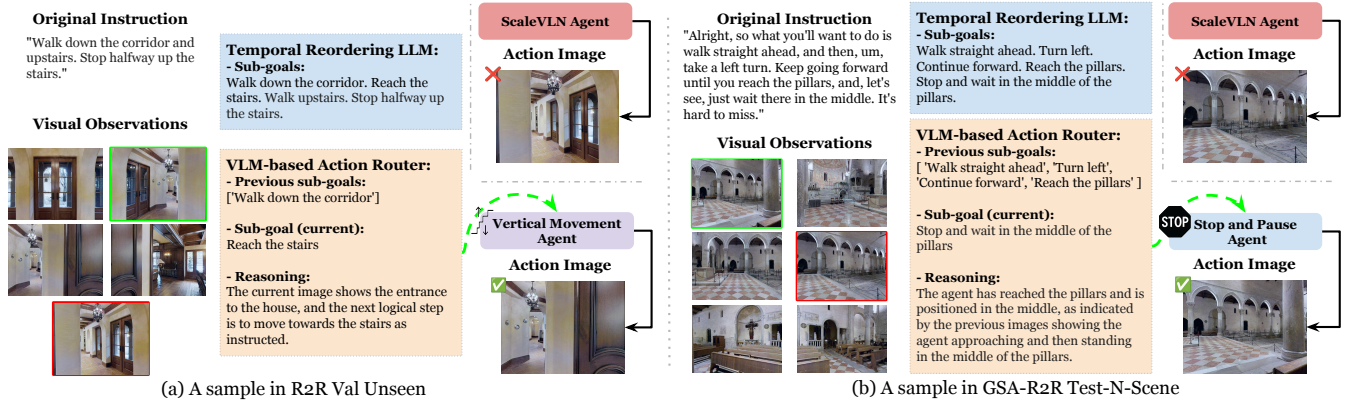


Figure 4: Qualitative examples of routing and navigation results. These examples include cases where the instruction is temporally complex, colloquial, or spatially ambiguous.

Reorder	Router	#	Test-R-Basic		Test-N-Basic		Test-N-Scene	
			SR	SPL	SR	SPL	SR	SPL
✗	Random	1	78.39	67.46	70.93	59.71	54.61	43.17
✗	Qwen	2	78.42	67.80	71.01	59.62	55.46	45.43
✓	GLM	3	78.60	67.93	71.13	59.73	56.80	46.51
✓	Qwen	4	78.83	68.88	71.58	61.34	56.66	47.96

Table 4: Ablation results on GSA-R2R across residential (R) and non-residential (N) scenarios with varying instruction styles (Basic and Scene). Reorder: ✓ = LLM-guided Temporal Reordering enabled; ✗ = disabled. Router: Random = randomly select skill-based agents without utilizing action router; Qwen = Qwen2.5-VL-7B-Instruct; GLM = GLM-4.1V-9B-Thinking.

in Table 4, are reported across GSA-R2R splits, covering both residential (R) and non-residential (N) environments with varying instruction styles. First, we evaluate the effectiveness of the temporal reordering module. As shown in rows #2 and #4, when using the same router (Qwen2.5-VL), incorporating the reordering module consistently improves performance across all benchmarks. The improvement is particularly notable in Test-N-Basic, with a significant SPL increase of +1.72%, demonstrating that temporally structured subgoals offer clearer guidance for effective skill selection.

Ablation study on action router. To independently evaluate the effectiveness of our action router, we compare the performance of randomly selected skills without a router (row #1) against our proposed Qwen router. The observed improvements in both SR and SPL metrics clearly indicate the router’s effectiveness: specifically, Test-N-Scene SR increases from 54.61% to 55.46%, and SPL rises notably from 43.17% to 45.43%. These results confirm that our VLM-based router effectively selects appropriate skills even in the absence of temporal structuring. We further examine the significance of router selection by comparing rows #3 and #4, where the instruction reordering is fixed, and only the router model varies. Qwen2.5-VL-7B-Instruct consistently achieves superior SPL across all splits, particularly

notable in Test-N-Scene (47.96% vs. 46.51%), underscoring its enhanced visual grounding capabilities compared to GLM-4.1V-9B-Thinking (Team et al. 2025). This emphasizes that high-quality vision-language representations are essential for effective skill routing in complex and diverse navigation environments.

Qualitative Examples

In Figure 4, we present two qualitative examples highlighting SkillNav’s capability to dynamically select the appropriate skill at each navigation step. These examples illustrate the effectiveness of our approach in reordering temporal action plans, accurately identifying the currently focused sub-goal via the router, and subsequently selecting the correct action. Specifically, in Figure 4 (a), the router correctly reasons that the agent has reached the target pillars and decides it is time to stop, resulting in the agent appropriately choosing the stop action at the view containing the pillars. Similarly, in Figure 4 (b), the router identifies the need to move toward the stairs and accordingly selects the vertical movement skill. Overall, SkillNav successfully interprets diverse instruction styles and performs robustly across both residential and non-residential scenes.

Conclusion

To improve the generalization of VLN agents, we introduce SkillNav, a VLN agent that combines skill-based learning with zero-shot VLM-based routing to dynamically select the most suitable actions based on the most relevant expert. We evaluate SkillNav on benchmarks such as R2R and demonstrate its strong generalization capabilities on the challenging GSA-R2R dataset. Our comprehensive experiments further highlight SkillNav’s effectiveness in improving fine-grained skill performance, with detailed ablation studies emphasizing the contributions of the temporal reordering and routing components. We believe our framework provides a novel and interpretable approach that advances compositional reasoning and generalization for the VLN research community.

Acknowledgment

This project is partially supported by the Office of Naval Research (ONR) grant N00014-23-1-2417. Any opinions, findings, conclusions, or recommendations expressed in this material are those of the authors and do not necessarily reflect the views of the Office of Naval Research. Zehao Wang is supported by KULeuven Methusalem project Lifelines.

References

- An, D.; Qi, Y.; Li, Y.; Huang, Y.; Wang, L.; Tan, T.; and Shao, J. 2023. BEVBert: Multimodal Map Pre-training for Language-guided Navigation. *Proceedings of the IEEE/CVF International Conference on Computer Vision*.
- Anderson, P.; Wu, Q.; Teney, D.; Bruce, J.; Johnson, M.; Sünderhauf, N.; Reid, I.; Gould, S.; and Van Den Hengel, A. 2018a. Vision-and-language navigation: Interpreting visually-grounded navigation instructions in real environments. In *Proceedings of the IEEE conference on computer vision and pattern recognition*, 3674–3683.
- Anderson, P.; Wu, Q.; Teney, D.; Bruce, J.; Johnson, M.; Sünderhauf, N.; Reid, I.; Gould, S.; and Hengel, A. v. d. 2018b. Vision-and-Language Navigation: Interpreting visually-grounded navigation instructions in real environments. *ArXiv:1711.07280 [cs]*.
- Bai, S.; Chen, K.; Liu, X.; Wang, J.; Ge, W.; Song, S.; Dang, K.; Wang, P.; Wang, S.; Tang, J.; Zhong, H.; Zhu, Y.; Yang, M.; Li, Z.; Wan, J.; Wang, P.; Ding, W.; Fu, Z.; Xu, Y.; Ye, J.; Zhang, X.; Xie, T.; Cheng, Z.; Zhang, H.; Yang, Z.; Xu, H.; and Lin, J. 2025. Qwen2.5-VL Technical Report. *arXiv preprint arXiv:2502.13923*.
- Chang, A.; Dai, A.; Funkhouser, T.; Halber, M.; Niessner, M.; Savva, M.; Song, S.; Zeng, A.; and Zhang, Y. 2017. Matterport3D: Learning from RGB-D Data in Indoor Environments. *International Conference on 3D Vision (3DV)*.
- Chen, J.; Lin, B.; Xu, R.; Chai, Z.; Liang, X.; and Wong, K.-Y. K. 2024. MapGPT: Map-Guided Prompting with Adaptive Path Planning for Vision-and-Language Navigation. *ArXiv:2401.07314 [cs]*.
- Chen, J. C.-Y.; Yun, S.; Stengel-Eskin, E.; Chen, T.; and Bansal, M. 2025a. Symbolic Mixture-of-Experts: Adaptive Skill-based Routing for Heterogeneous Reasoning. *arXiv preprint arXiv:2503.05641*.
- Chen, J. C.-Y.; Yun, S.; Stengel-Eskin, E.; Chen, T.; and Bansal, M. 2025b. Symbolic Mixture-of-Experts: Adaptive Skill-based Routing for Heterogeneous Reasoning. *ArXiv:2503.05641 [cs]*.
- Chen, P.; Sun, X.; Zhi, H.; Zeng, R.; Li, T. H.; Liu, G.; Tan, M.; and Gan, C. 2023. A2Nav: Action-aware zero-shot robot navigation by exploiting vision-and-language ability of foundation models. *CoRR*, abs/2308.07997.
- Chen, S.; Guhur, P.-L.; Schmid, C.; and Laptev, I. 2021. History aware multimodal transformer for vision-and-language navigation. *Advances in neural information processing systems*, 34: 5834–5847.
- Chen, S.; Guhur, P.-L.; Tapaswi, M.; Schmid, C.; and Laptev, I. 2022a. Learning from Unlabeled 3D Environments for Vision-and-Language Navigation. In *ECCV*.
- Chen, S.; Guhur, P.-L.; Tapaswi, M.; Schmid, C.; and Laptev, I. 2022b. Think Global, Act Local: Dual-scale Graph Transformer for Vision-and-Language Navigation. *ArXiv:2202.11742 [cs]*.
- Chung, H. W.; Hou, L.; Longpre, S.; Zoph, B.; Tay, Y.; Fedus, W.; Li, E.; Wang, X.; Dehghani, M.; Brahma, S.; Webson, A.; Gu, S. S.; Dai, Z.; Suzgun, M.; Chen, X.; Chowdhery, A.; Narang, S.; Mishra, G.; Yu, A.; Zhao, V.; Huang, Y.; Dai, A.; Yu, H.; Petrov, S.; Chi, E. H.; Dean, J.; Devlin, J.; Roberts, A.; Zhou, D.; Le, Q. V.; and Wei, J. 2022. Scaling Instruction-Finetuned Language Models.
- Dai, D.; Deng, C.; Zhao, C.; Xu, R.; Gao, H.; Chen, D.; Li, J.; Zeng, W.; Yu, X.; Wu, Y.; et al. 2024. DeepSeekMoE: Towards ultimate expert specialization in mixture-of-experts language models. *arXiv preprint arXiv:2401.06066*.
- Devlin, J.; Chang, M.; Lee, K.; and Toutanova, K. 2018. BERT: Pre-training of Deep Bidirectional Transformers for Language Understanding. *CoRR*, abs/1810.04805.
- Hao, W.; Li, C.; Li, X.; Carin, L.; and Gao, J. 2020a. Towards Learning a Generic Agent for Vision-and-Language Navigation via Pre-training. *Conference on Computer Vision and Pattern Recognition (CVPR)*.
- Hao, W.; Li, C.; Li, X.; Carin, L.; and Gao, J. 2020b. Towards Learning a Generic Agent for Vision-and-Language Navigation via Pre-Training. In *Proceedings of the IEEE/CVF Conference on Computer Vision and Pattern Recognition (CVPR)*, 13137–13146.
- Hong, H.; Qiao, Y.; Wang, S.; Liu, J.; and Wu, Q. 2025. GENERAL SCENE ADAPTATION FOR VISION-AND-LANGUAGE NAVIGATION.
- Hong, Y.; Wu, Q.; Qi, Y.; Rodriguez-Opazo, C.; and Gould, S. 2021. A Recurrent Vision-and-Language BERT for Navigation. *ArXiv:2011.13922 [cs]*.
- Jacobs, R. A.; Jordan, M. I.; Nowlan, S. J.; and Hinton, G. E. 1991. Adaptive mixtures of local experts. *Neural computation*, 3(1): 79–87.
- Jiang, A. Q.; Sablayrolles, A.; Roux, A.; Mensch, A.; Savary, B.; Bamford, C.; Chaplot, D. S.; de las Casas, D.; Bou Hanna, E.; Bressand, F.; et al. 2024. Mixtral of experts. *arXiv preprint arXiv:2401.04088*.
- Jordan, M. I.; and Jacobs, R. A. 1994. Hierarchical mixtures of experts and the EM algorithm. *Neural computation*, 6(2): 181–214.
- Lepikhin, D.; Lee, H.; Xu, Y.; Chen, D.; Firat, O.; Huang, Y.; Krikun, M.; Shazeer, N.; and Chen, Z. 2021. GShard: Scaling giant models with conditional computation and automatic sharding. In *9th International Conference on Learning Representations, ICLR 2021*. URL: <https://openreview.net/forum?id=qrwe7XHTmYb>.
- Li, C.; Gan, Z.; Yang, Z.; Yang, J.; Li, L.; Wang, L.; Gao, J.; et al. 2024. Multimodal foundation models: From specialists to general-purpose assistants. *Foundations and Trends® in Computer Graphics and Vision*, 16(1-2): 1–214.

- Li, J.; and Bansal, M. 2023. PanoGen: Text-Conditioned Panoramic Environment Generation for Vision-and-Language Navigation. In *Thirty-seventh Conference on Neural Information Processing Systems (NeurIPS)*.
- Li, J.; Tan, H.; and Bansal, M. 2022. Envedit: Environment Editing for Vision-and-Language Navigation. In *Proceedings of the IEEE/CVF Conference on Computer Vision and Pattern Recognition (CVPR)*, 15407–15417.
- Lin, B.; Nie, Y.; Wei, Z.; Chen, J.; Ma, S.; Han, J.; Xu, H.; Chang, X.; and Liang, X. 2024. NavCoT: Boosting LLM-Based Vision-and-Language Navigation via Learning Disentangled Reasoning.
- Liu, C.; Zhu, F.; Chang, X.; Liang, X.; Ge, Z.; and Shen, Y.-D. 2021. Vision-Language Navigation with Random Environmental Mixup. In *Proceedings of the IEEE/CVF International Conference on Computer Vision (ICCV)*, 1644–1654.
- OpenAI. 2024. Hello GPT-4O.
- Qiao, Y.; Qi, Y.; Yu, Z.; Liu, J.; and Wu, Q. 2023. March in chat: Interactive prompting for remote embodied referring expression. In *Proceedings of the IEEE/CVF International Conference on Computer Vision*, 15758–15767.
- Radford, A.; Kim, J. W.; Hallacy, C.; Ramesh, A.; Goh, G.; Agarwal, S.; Sastry, G.; Askell, A.; Mishkin, P.; Clark, J.; et al. 2021. Learning transferable visual models from natural language supervision. In *International conference on machine learning*, 8748–8763. PmLR.
- Ramakrishnan, S. K.; Gokaslan, A.; Wijmans, E.; Maksymets, O.; Clegg, A.; Turner, J. M.; Undersander, E.; Galuba, W.; Westbury, A.; Chang, A. X.; Savva, M.; Zhao, Y.; and Batra, D. 2021. Habitat-Matterport 3D Dataset (HM3D): 1000 Large-scale 3D Environments for Embodied AI. In *Thirty-fifth Conference on Neural Information Processing Systems Datasets and Benchmarks Track*.
- Riquelme, C.; Puigcerver, J.; Mustafa, B.; Neumann, M.; Jenatton, R.; Susano Pinto, A.; Keysers, D.; and Hounsby, N. 2021. Scaling vision with sparse mixture of experts. In *Advances in Neural Information Processing Systems 34 (NeurIPS)*, 8583–8595.
- Shazeer, N.; Mirhoseini, A.; Maziarz, K.; Davis, A.; Le, Q.; Hinton, G.; and Dean, J. 2017. Outrageously large neural networks: The sparsely-gated mixture-of-experts layer. *arXiv preprint arXiv:1701.06538*.
- Song, C. H.; Wu, J.; Washington, C.; Sadler, B. M.; Chao, W.-L.; and Su, Y. 2023. LLM-Planner: Few-Shot Grounded Planning for Embodied Agents with Large Language Models. In *Proceedings of the IEEE/CVF International Conference on Computer Vision (ICCV)*.
- Tan, H.; Yu, L.; and Bansal, M. 2019. Learning to navigate unseen environments: Back translation with environmental dropout. *arXiv preprint arXiv:1904.04195*.
- Team, G.-V.; Hong, W.; Yu, W.; Gu, X.; Wang, G.; Gan, G.; Tang, H.; Cheng, J.; Qi, J.; Ji, J.; Pan, L.; Duan, S.; Wang, W.; Wang, Y.; Cheng, Y.; He, Z.; Su, Z.; Yang, Z.; Pan, Z.; Zeng, A.; Wang, B.; Shi, B.; Pang, C.; Zhang, C.; Yin, D.; Yang, F.; Chen, G.; Xu, J.; Chen, J.; Chen, J.; Chen, J.; Lin, J.; Wang, J.; Chen, J.; Lei, L.; Gong, L.; Pan, L.; Zhang, M.; Zheng, Q.; Yang, S.; Zhong, S.; Huang, S.; Zhao, S.; Xue, S.; Tu, S.; Meng, S.; Zhang, T.; Luo, T.; Hao, T.; Li, W.; Jia, W.; Lyu, X.; Huang, X.; Wang, Y.; Xue, Y.; Wang, Y.; An, Y.; Du, Y.; Shi, Y.; Huang, Y.; Niu, Y.; Wang, Y.; Yue, Y.; Li, Y.; Zhang, Y.; Zhang, Y.; Du, Z.; Hou, Z.; Xue, Z.; Du, Z.; Wang, Z.; Zhang, P.; Liu, D.; Xu, B.; Li, J.; Huang, M.; Dong, Y.; and Tang, J. 2025. GLM-4.1V-Thinking: Towards Versatile Multimodal Reasoning with Scalable Reinforcement Learning. *arXiv:2507.01006*.
- Wang, J.; Wang, J.; Athiwaratkun, B.; Zhang, C.; and Zou, J. 2024a. Mixture-of-agents enhances large language model capabilities. *arXiv preprint arXiv:2406.04692*.
- Wang, Z.; Li, J.; Hong, Y.; Li, S.; Li, K.; Yu, S.; Wang, Y.; Qiao, Y.; Wang, Y.; Bansal, M.; and Wang, L. 2024b. Bootstrapping Language-Guided Navigation Learning with Self-Refining Data Flywheel. *ArXiv:2412.08467 [cs]*.
- Wang, Z.; Li, J.; Hong, Y.; Wang, Y.; Wu, Q.; Bansal, M.; Gould, S.; Tan, H.; and Qiao, Y. 2023. Scaling data generation in vision-and-language navigation. In *Proceedings of the IEEE/CVF international conference on computer vision*, 12009–12020.
- Wang, Z.; Wu, M.; Cao, Y.; Ma, Y.; Chen, M.; and Tuytelaars, T. 2024c. Navigating the Nuances: A Fine-grained Evaluation of Vision-Language Navigation. In Al-Onaizan, Y.; Bansal, M.; and Chen, Y.-N., eds., *Findings of the Association for Computational Linguistics: EMNLP 2024*, 4681–4704. Miami, Florida, USA: Association for Computational Linguistics.
- Xiao, T.; and Zhu, J. 2025. Foundations of large language models. *arXiv preprint arXiv:2501.09223*.
- Xue, F.; Zheng, Z.; Fu, Y.; Ni, J.; Zheng, Z.; Zhou, W.; and You, Y. 2024. OpenMoE: An early effort on open mixture-of-experts language models. *arXiv preprint arXiv:2402.01739*.
- Yu, S.; Zhang, Y.; Wang, Z.; Yoon, J.; and Bansal, M. 2025. MEXA: Towards General Multimodal Reasoning with Dynamic Multi-Expert Aggregation. *arXiv preprint arXiv:2506.17113*.
- Yuksel, S. E.; Wilson, J. N.; and Gader, P. D. 2012. Twenty years of mixture of experts. *IEEE Transactions on Neural Networks and Learning Systems*, 23(8): 1177–1193.
- Zhang, J.; Huang, J.; Jin, S.; and Lu, S. 2024a. Vision-language models for vision tasks: A survey. *IEEE transactions on pattern analysis and machine intelligence*, 46(8): 5625–5644.
- Zhang, Y.; Colman, B.; Shahriyari, A.; and Bharaj, G. 2024b. Common Sense Reasoning for Deep Fake Detection. *arXiv preprint arXiv:2402.00126*.
- Zhang, Y.; Guo, Q.; and Kordjamshidi, P. 2024. NavHint: Vision and Language Navigation Agent with a Hint Generator. In Graham, Y.; and Purver, M., eds., *Findings of the Association for Computational Linguistics: EACL 2024*, 92–103. St. Julian’s, Malta: Association for Computational Linguistics.
- Zhang, Y.; and Kordjamshidi, P. 2023. VLN-Trans: Translator for the Vision and Language Navigation Agent. In

Rogers, A.; Boyd-Graber, J.; and Okazaki, N., eds., *Proceedings of the 61st Annual Meeting of the Association for Computational Linguistics (Volume 1: Long Papers)*, 13219–13233. Toronto, Canada: Association for Computational Linguistics.

Zhang, Y.; Ma, Z.; Li, J.; Qiao, Y.; Wang, Z.; Chai, J.; Wu, Q.; Bansal, M.; and Kordjamshidi, P. 2024c. Vision-and-Language Navigation Today and Tomorrow: A Survey in the Era of Foundation Models. ArXiv:2407.07035 [cs].

Zhang, Y.; Xu, Z.; Shen, Y.; Kordjamshidi, P.; and Huang, L. 2025. SPARTUN3D: Situated Spatial Understanding of 3D World in Large Language Model. In *The Thirteenth International Conference on Learning Representations*.

Zhang, Z.; Lin, Y.; Liu, Z.; Li, P.; Sun, M.; and Zhou, J. 2021. Moefication: Conditional computation of transformer models for efficient inference. *arXiv preprint arXiv:2110.01786*.

Zhao, C.; Qi, Y.; and Wu, Q. 2023. Mind the Gap: Improving Success Rate of Vision-and-Language Navigation by Revisiting Oracle Success Routes. ArXiv:2308.03244 [cs].

Zheng, D.; Huang, S.; Zhao, L.; Zhong, Y.; and Wang, L. 2024. Towards learning a generalist model for embodied navigation. In *Proceedings of the IEEE/CVF Conference on Computer Vision and Pattern Recognition*, 13624–13634.

Zhou, C.; Li, Q.; Li, C.; Yu, J.; Liu, Y.; Wang, G.; Zhang, K.; Ji, C.; Yan, Q.; He, L.; et al. 2024a. A comprehensive survey on pretrained foundation models: A history from bert to chatgpt. *International Journal of Machine Learning and Cybernetics*, 1–65.

Zhou, G.; Hong, Y.; Wang, Z.; Wang, X. E.; and Wu, Q. 2024b. NavGPT-2: Unleashing Navigational Reasoning Capability for Large Vision-Language Models. ArXiv:2407.12366 [cs].

Zhou, G.; Hong, Y.; Wang, Z.; Zhao, C.; Bansal, M.; and Wu, Q. 2024c. SAME: Learning Generic Language-Guided Visual Navigation with State-Adaptive Mixture of Experts. *arXiv preprint arXiv:2412.05552*.

Zhou, G.; Hong, Y.; and Wu, Q. 2023. NavGPT: Explicit Reasoning in Vision-and-Language Navigation with Large Language Models. ArXiv:2305.16986 [cs].

Zuo, S.; Liu, X.; Jiao, J.; Kim, Y. J.; Hassan, H.; Zhang, R.; Gao, J.; and Zhao, T. 2022. Taming sparsely activated transformer with stochastic experts. In *International Conference on Learning Representations*. URL: <https://openreview.net/forum?id=B72HXs80q4>.

Appendix

This appendix provides additional details on our method, prompt design, and supporting experiments to complement the main paper, including:

- Explanations of the synthetic data generation process, including how we construct skill-specific trajectories.
- Analysis of path length constraints used during trajectory generation to ensure temporal consistency and alignment with existing VLN datasets.
- Analysis of the effectiveness of the Temporal Order Planning agent and its contribution to resolving failure cases.
- Full prompt templates used for synthetic instruction generation and agent control.

Primary Factors of Trajectory Generation

As introduced in Section Skill-Specific Data Synthesis and Agent Training in Methodology, we construct 5 skill-specific data and train the agents based on them. The primary factors for the construction of each skill are as follows:

Temporal Order Planning. (1) A random initial move is selected. (2) Staying in the same region (*e.g.*, hallway \rightarrow hallway) for the first half of the trajectory to encourage temporal continuity at first. (3) Once halfway through, the agent is allowed (and encouraged) to transition to new regions.

Direction Adjustment. (1) The direction change is based on the heading degree. (2) It should be significant enough to indicate a directional shift, but not so large as to cause a reversal or double-turn behavior.

Vertical Movement. (1) Only candidates with significant elevation (more than ± 2) are considered, which filters out nearly flat or slight inclines/declines. (2) The candidate viewpoint must be explicitly marked as vertically relevant (*e.g.*, stairs). (3) The elevation sign determines movement type, and it must be consistent with the applied trajectory. For instance, it is impossible to go upstairs and then go downstairs in one case.

Stop and Pause. (1) The stop should occur at a place with or after semantically relevant context for pausing, *e.g.*, in front of a painting, at the foot of stairs. (2) The candidate image is very similar with the previous viewpoints.

Landmark Detection. (1) The viewpoint must include obvious, visually distinctive landmarks or objects (*e.g.*, sofa, desk, painting, lamp) clearly visible in the image. (2) If a landmark is to be referenced over multiple steps, it should appear persistently in successive views, allowing the agent to maintain spatial awareness relative to that object.

Area and Region Identification. (1) A trajectory must include at least one region change. (2) Paths with "Error" or unrecognized regions are ignored or sanitized. (3) All horizontal region changes are isolated.

Path Length in Trajectory Generation

We constrain trajectory length to 4–7 steps to keep the difficulty and temporal context comparable to natural VLN data. Figure 5 shows the statistics of the path length. To be noted, the R2R, ScaleVLN, SRDF datasets, and our Temporal Order Planning datasets have quite less instructions with a 4-step trajectory.

Temporal Order Planning Agent

As introduced earlier, the training of each skill-based agent follows a two-stage fine-tuning strategy. In the first stage, we fine-tune a pre-trained DUET model using a combination of the R2R training split, ScaleVLN augmentation data, and our proposed Temporal Synthetic dataset, resulting in a strong skill-agnostic backbone. We evaluate this first-stage model on the R2R Val Unseen split across four temporal logic subsets.

Temporal Order Planning captures the agent’s ability to reason over the sequence and structure of subgoals. Compared to ScaleVLN, our model demonstrates improved temporal reasoning capabilities, as detailed in Table 5. This improvement comes from enhanced **Temporal Order Planning**, which enables the agent to reason about the sequence and structure of subgoals. The Temporal Order Planning subsets include:

- **Conditional immediacy:** The agent must execute an action immediately after a specific condition is met. These instructions are typically triggered by phrases such as *once*, *as soon as*, or *upon*. (*e.g.*, "Once you enter the hallway, turn left")
- **Bounded duration:** The agent is required to maintain an action until a specific condition becomes true. These instructions use keywords such as *until* or *while*. (*e.g.*, "Keep walking until you see the staircase")
- **Forward sequential:** These instructions describe a sequence where Action B follows Action A in order. Temporal cues include *then*, *finally*, *before*, and *after*. (*e.g.*, "Go forward, then turn right, and finally stop")
- **Backward sequential:** Action B is described first but should occur only after Action A. These often use similar cues as (*e.g.*, "Before turning, make sure you’re at the hallway entrance"), but the order of mention and execution differs.

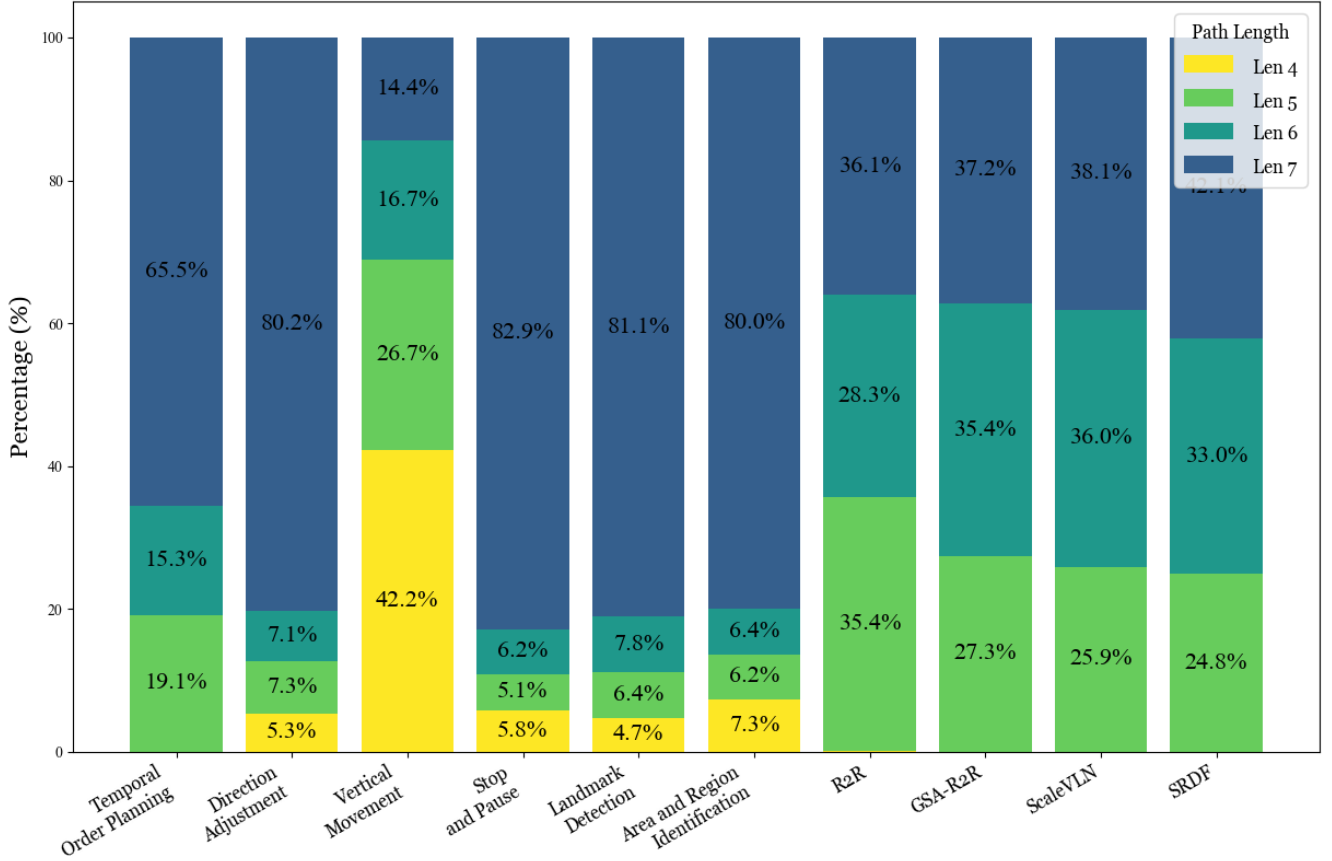


Figure 5: The statistics of the path length of our synthetic datasets compared with existing VLN datasets. The R2R, ScaleVLN, SRDF datasets, and our 6 skill-specific datasets are all for training, while only GSA-R2R is for evaluation.

Unlike low-level action chaining, temporal order planning involves higher-level temporal logic that determines when and how atomic skills should be executed in sequence. As shown in Table 5, our Temporal Synthetic Data improves navigation in failure cases where prior methods such as ScaleVLN struggle.

Environment	Metric	ScaleVLN	Temporal DUET
Conditional Immediacy	SR	84.29	88.57
	SPL	76.29	82.18
Bounded Duration	SR	76.27	84.18
	SPL	67.45	74.90
Forward Sequential	SR	79.53	85.83
	SPL	68.92	76.93
Backward Sequential	SR	74.29	88.57
	SPL	66.97	81.72

Table 5: Navigation performance across 4 temporal logic instructions from R2R Val Unseen dataset. **Bold** values denote metrics that exceed the R2R Val Unseen average, while **gray** values indicate metrics that fall below the average. Temporal DUET is the agent fine-tuned with the Temporal Order Planning synthetic dataset in the first training stage.

LLM and VLM Prompts

In this section, we provide the prompts used in data construction and all components of SkillNav.

Prompts for Skill-specific Data Synthesis

To generate skill-focused instruction, we feed the observation sequence of each candidate trajectory into GPT-4o with the structured prompt, in Listing 1 and Listing 2. Both of the two prompts are tailored for GPT-4o.

Temporal Order Planning Skill Data Construction. The detailed prompt for Temporal Order Planning Skill data construction can be seen in Listing 1.

Atomic Skills Data Construction. The 5 atomic skills in VLN share the same prompt (in Listing 2) for their skill-specific data synthesis. .

Prompt for Temporal Reordering Module

The Temporal Order Module only takes the original natural language instruction as input. It applies the instruction reordering prompt to turn navigation instructions into subgoals I_{reorder} . The prompt is shown in Listing 3, utilizing GPT-4o as the generation model.

Prompts for Action Router

The Action Router dynamically selects the most suitable agent at each time step, which can be structured into two distinct reasoning phases: Phase 1 Subgoal Localizer and Phase 2 Skill Router. We provide the detailed prompt for the two phases, respectively. They can be used for either Qwen2.5-VL-7B-Instruct or GLM-4.1V-Thinking-9B .

Subgoal Localizer. The Subgoal Localizer identifies the next subgoal to be executed for the current time step and outputs the corresponding reasoning trace. Listing 4 claims the prompt for the subgoal localizer, which takes all reorder subgoals, the previously executed subgoals, and the prior selected viewpoints as input.

Skill Router. The skill router determines which skill-based agent is most appropriate for executing the selected subgoal among the 5 skill-based agents. Besides, it receives the original instruction I as contextual input to capture additional linguistic cues such as verbs and spatial references. It also uses the reasoning trace from the subgoal localizer to enhance its understanding of the current subgoal. The whole process is displayed in Listing 5.

```

1 You are an expert in Vision-and-Language Navigation (VLN) and Language.
2
3 <Task>
4 Your task is to write natural, human-like navigation instructions based on a sequence of visual observations from an
   indoor environment.
5
6 <Instruction Guidelines>
7 - Do not use explicit temporal markers like ``then``, ``next``, ``before``, or ``after``.
8 - Imply sequence using spatial or contextual phrasing instead.
9 - Include only essential visual cues, such as layout, furniture, doorways, or notable landmarks that help clarify the
   path.
10 - Avoid over-descriptive or decorative language (e.g., ``intricate stonework``, ``high ceiling``).
11 - Keep the instruction fluent, intuitive, and helpful, like someone casually guiding a friend through a space.
12 - Keep it concise and comparable in length to a temporal-based instruction.
13
14 <Visual Reasoning Process>
15 Analyze each frame in the visual sequence. Focus on:
16 - Movement across spaces
17 - Transitions (e.g., turns, room entries)
18 - Orientation shifts
19 - Key visible cues needed to navigate the path
20
21 <Instruction Output>
22 Once you've analyzed the path:
23 - Write a fluent, natural-sounding instruction describing the full trajectory.
24 - Do not include reasoning steps.
25 - Output only the final instruction.
26
27 <Example Chain-of-Thought>
28 - 1st Frame:
29   - The agent is inside a narrow wooden hallway-like space.
30   - The doorway directly ahead leads to a brighter area.
31
32 - 2nd Frame:
33   - The agent is almost at the threshold of the doorway.
34   - You can see the hallway plant and the open area outside.
35
36 - 3rd Frame:
37   - The agent is now fully outside the room, looking into a wide open space.
38   - There's a visible bedroom to the left, and the plant in the yellow pot is to the right, indicating the agent has
   made a hard left turn.
39
40 - 4th Frame:
41   - The agent is now facing a doorway to a bedroom on the left side.
42   - The bed is partially visible inside.
43
44 - 5th Frame:
45   - The agent has entered the room and is facing a window.
46   - The position suggests the agent took one step inside and then stopped.
47
48 ---
49
50 <Trajectory Images>
51 ``{path_images}``

```

Listing 1: Prompt used for Temporal Order Planning Skill-specific Data Synthesis


```

1 You are an expert in Vision-and-Language Navigation (VLN) and Language.
2
3 <Task>
4 - Generate a **single** natural-language instruction that guides an agent through the scene.
5
6 <Input>
7 - A visual sequence (an ordered list of images)
8 - A specific navigation skill to emphasize
9
10 <Requirements>
11 - The instruction should describe what the agent does across the image sequence (e.g., move, climb, pause).
12 - Ground the instruction in **visible cues**, such as layout, objects, stairs, doorways, lighting, or orientation.
13 - Emphasize the given **target skill** (e.g., "Direction Adjustment", "Vertical Movement", etc.), while naturally
    incorporating other relevant details as needed.
14 - The output must be a **single sentence**, written in fluent, natural language (no lists, quotes, or symbols).
15 - Instruction length should be **20-30 words** (aim for ~25).
16 - Do **not** include explanations, reasoning steps, or metadata output only the instruction itself.
17
18 <Available Skills>
19 {Direction Adjustment, Vertical Movement, Stop and Pause, Landmark Detection, Area and Region Identification}
20
21 <Skill Definitions>
22 - **Direction Adjustment**: Involves turning or changing heading. Look for instructions like ``turn left``, ``go back
    ```, or ``face the hallway``. Used when the agent needs to rotate or reorient without necessarily changing
 position.
23
24 - **Vertical Movement**: Involves moving across floors or elevation changes. Triggered by terms like ``go upstairs``,
 ``down the stairs``, or ``take the elevator``. Watch for floor changes in visuals or references to vertical
 navigation.
25
26 - **Stop and Pause**: Involves coming to a full stop at a defined point. Use lighter-weight verbs such as pause, wait
 , and stand, when the stop happens in the middle of sequence (e.g., ``pause by the red sofa``). Use stronger,
 more terminal verbs like stop and come to a stop for the final action or true endpoint (e.g., ``stop at the
 glass doors``). This distinction helps the agent decide whether to hold briefly or end its navigation.
27
28 - **Landmark Detection**: Requires identifying and responding to specific objects or features in the environment.
 Triggered by mentions of visible items like ``lamp``, ``chair``, ``red sofa``, ``painting``. Used when object
 recognition is necessary to proceed or confirm position.
29
30 - **Area and Region Identification**: Involves recognizing or transitioning between distinct spaces or rooms.
 Triggered by mentions like ``enter the kitchen``, ``in the bedroom``, ``exit hallway``. Requires understanding
 of semantic regions based on context or appearance.
31
32
33 <Output Format>
34 Return only the instruction sentence. Do not include tags, labels, or formatting.
35
36 ---
37
38 <Trajectory Images>
39 ``{path_images}``
40
41 <Focused Skill>
42 ``{skill_name}``

```

Listing 2: Prompt used for Atomic Skill-specific Data Synthesis

```

1 You are an expert at converting natural language navigation instructions into detailed, logically ordered sub-
 instructions for agents.
2
3 <Task>
4 - Break down instructions into a sequence of minimal, goal-directed steps.
5 - Make all implicit temporal or spatial relationships explicit.
6 - Preserve execution order by reconstructing intermediate actions that are implied, not directly stated.
7
8 <Logic Rules>
9 - (A) --> [after / then / once / as soon as] --> (B): Do A fully, then B.
10 - (B) --> [before] --> (A): Move toward A, then perform B at a point prior.
11 - (A) --> [until] --> (B): Continue A until B is reached.
12 - Avoid ``then'', ``before'', ``until'', ``once'' etc. in the output.
13
14 <Formatting Rules>
15 - Single sentence, steps separated by periods.
16 - Each step must be minimal, concrete, and goal-focused.
17
18 <Examples>
19 **Example 1:**
20 Instruction: ``Turn around and walk down the stairs. Stop once you get down them.''
21 Output:
22 Turn around. Walk down the stairs. Stop at the bottom of the stairs.
23
24 **Example 2:**
25 Instruction: ``Walk toward the dining room but turn left before entering it and go into the open area.''
26 Output:
27 Walk toward the dining room. Stop at the entrance. Turn left. Enter the open area.
28
29 **Example 3:**
30 Instruction: ``After you leave the laundry room, make a left in the hallway, and go to the bedroom straight ahead.
 When you are in the doorway of the room go to the doorway of the closet on the left and wait.''
31 Output:
32 Exit the laundry room. Turn left in the hallway. Walk to the bedroom straight ahead. Enter the doorway of the bedroom
 . Go to the doorway of the closet on the left. Wait there.
33
34 **Example 4:**
35 Instruction: ``Start moving forward down the corridor. You will pass offices on your left and right. Keep going down
 the hallway until you get to an exit sign on your right and what looks like some lockers in front of you. There
 will also be a brown door with an exit sign above it in front of you.''
36 Output:
37 Start moving forward down the corridor. Pass the offices on your left and right. Continue walking down the hallway.
 Reach the exit sign on your right and the lockers in front of you. Stop in front of the brown door with the exit
 sign above it.
38
39 ---
40
41 <Original Instruction>:
42 ``{instruction}''

```

Listing 3: Prompt used for Temporal Reordering

```

1 You are a visual reasoning assistant for indoor navigation.
2
3 <Task>:
4 Your task is to analyze a list of previously observed images and a natural language instruction.
5 Determine which parts of the instruction have already been completed, and return the next step to be executed.
6
7 <Response Rules>
8 Your response must:
9 - Return the next action using *exact phrasing* from the reordered instruction (no paraphrasing).
10 - Match the sub-instruction to the visual context from previous images.
11 - If the goal (e.g., pool table) has clearly been reached, return the final sub-instruction.
12 - If *all* sub-instructions have been completed based on the visual path, do not return anything further. Stop reasoning.
13 - If the final destination has been reached and the last step is a positional or waiting action (e.g., ``wait there``, ``step to the left``), return that as the next step.
14 - You must reason about whether the agent is already at the destination.
15 - If the current image shows the goal destination (e.g., inside the room with the pool table, or inside the open doorway), and the instruction contains a final step like ``wait`` or ``adjust your position``, that is the next sub-instruction.
16
17 ---
18
19 Use the following reasoning strategy to determine what to do next:
20 <Step-by-Step Reasoning Instructions>:
21 1. Decompose the instruction into sub-instructions.
22 - Break the full instruction into smaller steps. Each sentence or clause typically represents one step.
23 - Example:
24 - Original: ``At the bottom of the stairs, go through the nearest archway to your left. Head straight until you enter the room with a pool table. Step slightly to the left to get out of the way.``
25 - Decomposed:
26 - ``At the bottom of the stairs, go through the nearest archway to your left.``
27 - ``Head straight until you enter the room with a pool table.``
28 - ``Step slightly to the left to get out of the way.``
29 2. Use the previous sub-instruction list to identify completed steps.
30 - Do not reissue any previously executed sub-instructions.
31 - Compare upcoming steps against what may have been visually completed, even if not explicitly executed one-by-one.
32 3. Analyze the sequence of previous viewpoint images.
33 - Use visual context to infer if *multiple* sub-instructions have been completed in a single transition.
34 - If image progression clearly shows the agent has already bypassed an intermediate area or reached a later goal, mark those steps as implicitly complete.
35 4. Evaluate remaining sub-instructions for completion.
36 - If the current image shows the agent at or beyond the target of a sub-instruction, that step can be considered completed.
37 - If the current image shows the agent inside the goal location and only a final positional instruction remains (e.g., ``Step slightly to the left``), return that final instruction.
38 5. Select the next uncompleted sub-instruction that is visually and contextually justified.
39 - Use exact wording from the original instruction.
40 - Do not return instructions that the agent already visually fulfilled, even if they were skipped.
41 6. Output the result in the following JSON format:
42 {
43 "Sub-instruction to be executed": "<exact next instruction clause>",
44 "Reasoning": "<why this is the next step based on image sequence>"
45 }
46 CHECKPOINT:
47 If multiple sub-instructions were completed based on a single or continuous image segment, skip them and jump to the next logical, visually unfulfilled step.
48
49 ---
50
51 Now, using the instruction and the visual history, identify the next step.
52
53 IMPORTANT: Your response must be a valid JSON object without any surrounding text, code blocks, or explanations.
54 Do not include markdown formatting like ``json`` or ```.
55
56 <Original Whole Instruction>:
57 ``{instruction}``
58
59 <Previous Sub-Instructions>:
60 ``{previous_sub_instructions}``
61
62 <Previous Viewpoint Images>:

```

Listing 4: Prompt used for Subgoal Localizer in Action Router

```

1 You are a visual reasoning assistant for indoor navigation.
2
3 <Available Skills>:
4 ['Direction Adjustment'', 'Vertical Movement'', 'Stop and Pause'', 'Landmark Detection'', 'Area and Region
 Identification'']
5
6 <Skills Explanation>:
7 - Direction Adjustment:
8 Involves turning or changing heading. Look for instructions like 'turn left'', 'go back'', or 'face the hallway''.
 Used when the agent needs to rotate or reorient without necessarily changing position.
9 - Vertical Movement:
10 Involves moving across floors or elevation changes. Triggered by terms like 'go upstairs'', 'down the stairs'', or
 'take the elevator''. Watch for floor changes in visuals or references to vertical navigation.
11 - Stop and Pause:
12 Involves stopping at a specific location. Triggered by instructions like 'stop'', 'wait'', or 'stand in front of
 ''. Used when the endpoint or a mid-action pause is important.
13 - Landmark Detection:
14 Requires identifying and responding to specific objects or features in the environment. Triggered by mentions of
 visible items like 'lamp'', 'chair'', 'red sofa'', 'painting''. Used when object recognition is necessary to
 proceed or confirm position.
15 - Area and Region Identification:
16 Involves recognizing or transitioning between distinct spaces or rooms. Triggered by mentions like 'enter the
 kitchen'', 'in the bedroom'', 'exit hallway''. Requires understanding of semantic regions based on context or
 appearance.
17
18 <Task>:
19 1. Read and understand the sub-instruction to be executed.
20 2. Use the reasoning explanation to infer what skills are likely required to carry out that sub-instruction.
21 3. Choose the top 1 skill that is most relevant to the sub-instruction.
22
23 <Input>:
24 You will be given:
25 - The original full navigation instruction.
26 - The sub-instruction that should be executed next, based on reasoning.
27 - A reasoning explanation derived from the visual history and instruction.
28
29 Output exactly one skill name from the above list.
30 Do not provide explanations or additional text.
31
32 <Output Format>:
33 *****SKILL_NAME*****
34
35 <Example>
36 Original Whole Instruction: 'At the bottom of the stairs, go through the nearest archway to your left. Head straight
 until you enter the room with a pool table. Step slightly to the left to get out of the way.'
37
38 Sub-instruction to be executed for next step: 'Head straight until you enter the room with a pool table.'
39
40 Reasoning based on previous viewpoints path and original instruction: The agent appears to be just outside the
 archway. The next step is likely to involve entering the archway and preparing to head straight.
41
42 Expected Output:
43 *****Landmark Detection*****
44
45 ---
46
47 <Reordered Whole Instruction>:
48 '{full_instruction}'
49
50 Sub-instruction to be executed for next step:
51 '{sub_instruction}'
52
53 <Reasoning based on previous viewpoints path and original instruction>:
54 '{reasoning}'

```

Listing 5: Prompt used for Skill Router in Action Router