

Fulde-Ferrell-Larkin-Ovchinnikov States and Topological Bogoliubov Fermi Surfaces in Altermagnets: an Analytical Study

Zhao Liu,¹ Hui Hu,¹ and Xia-Ji Liu¹

¹*Centre for Quantum Technology Theory, Swinburne University of Technology, Melbourne 3122, Australia*
(Dated: August 12, 2025)

We present an analytical study of the ground-state phase diagram for dilute two-dimensional spin-1/2 Fermi gases exhibiting d -wave altermagnetic spin splitting under s -wave pairing. Within the Bogoliubov-de Gennes mean-field framework, four distinct phases are identified: a Bardeen-Schrieffer-Cooper-type superfluid, a normal metallic phase, a nodal superfluid with topological Bogoliubov Fermi surfaces (TBFSs), and Fulde-Ferrell-Larkin-Ovchinnikov (FFLO) states with finite center-of-mass momentum. Among these, the FFLO states and TBFSs exemplify two unconventional forms of superconductivity. Considering the simplicity of this model, with only one band, zero net magnetization, and s -wave pairing, the emergence of both unconventional phases underscores the pivotal role of altermagnetic spin splitting in enabling exotic pairing phenomena. This analytical study not only offers a valuable benchmark for future numerical simulations, but also provides a concrete experimental roadmap for realizing FFLO states and TBFSs in altermagnets.

I. INTRODUCTION

The Fulde-Ferrell-Larkin-Ovchinnikov (FFLO) state^{1,2} was first proposed in the 1960s in the context of Bardeen-Schrieffer-Cooper (BCS) superconductivity³ under strong spin-exchange fields. In the presence of spin-population imbalance, Cooper pairs acquire a finite center-of-mass momentum \mathbf{q} to minimize the free energy, therefore the translational symmetry of the homogeneous superfluidity (SF) is broken. Over the past six decades, extensive efforts have been devoted to realizing the FFLO phase across a wide range of platforms, including high-density quark matter^{4,5}, ultracold Fermi gases^{6–16}, and electronic materials^{17–27}. However, conclusive evidence—namely, spatial modulation of either the phase or amplitude of the SF order parameter—remains elusive.

Altermagnetism (AM)²⁸, a novel type of collinear magnetism beyond the traditional ferromagnetism (FM) and antiferromagnetism (AFM), has recently attracted considerable attention^{29–35}. As a hybrid of FM and AFM, AM features compensated collinear spin configurations in real space (akin to conventional AFM) while exhibits non-relativistic spin splitting (NRSS) in momentum space (reminiscent of FM)^{36–46}. Combining both merit of FM and AFM, AM offers exciting opportunities for novel applications in spintronics^{47–49}, quantum geometry^{50–54}, and superconductivity^{55–76}.

AM also provides a promising platform for the FFLO state for two main reasons. First, FFLO phases typically require a nonzero spin imbalance, which is usually achieved via external Zeeman fields. However, in conventional superconductors, the orbital effect induced by magnetic fields can suppress the superconductivity before the FFLO emerges^{77,78}. In contrast, AM naturally hosts NRSS without the need of external magnetic field, thereby avoiding detrimental orbital effects. Second, conventional FFLO state involves spontaneously breaking of the continuous $U(1)$ rotational symmetry of the Fermi surfaces, which, according to Nambu-Goldstone

theorem^{79–81}, leads to gapless modes associated with fluctuations between equivalent \mathbf{q} . In AM, the continuous rotational symmetry is reduced to a discrete one⁸², significantly suppressing such fluctuations. These unique advantages have motivated several theoretical investigations of FFLO phases in altermagnetic metals^{83–91}.

Despite these efforts, the existence of FFLO state in two-dimensional (2D) d -wave AM Fermi gas with s -wave pairing remains debated. Using a continuum model, Soto-Garrido and co-workers⁸⁴ reported the absence of FFLO state in a 2D $d_{x^2-y^2}$ -wave AM Fermi gas. This conclusion is corroborated by Feiguin *et al.*⁸³ and Chakraborty *et al.*⁸⁷ through a square lattice model. Nevertheless, more recent studies challenge this result. Investigating a similar lattice model to that of Chakraborty *et al.*⁸⁷, Hong and co-workers⁸⁹ found that FFLO state does emerge under purely s -wave pairing. Subsequently, Hu and co-workers⁹⁰ conducted a numerical calculation on the continuum model close to Soto-Garrido *et al.*⁸⁴ and confirmed the existence of FFLO state, aligning with the findings of Hong *et al.*⁸⁹. These conflicting reports raise a fundamental question: can 2D d -wave AM Fermi gas supports the FFLO state driven solely by s -wave pairing?

In this work, we give a definitive and affirmative answer by *analytically* determining the ground-state phase diagram. We consider two physically relevant situations: (i) fixed μ/ε_B , where μ is the total chemical potential and ε_B is the two-body binding energy which is experimentally controllable in the ultracold atom systems; and (ii) fixed total particle number N , which is appropriate for describing electronic superconductors. In both situations, we demonstrate that FFLO phases do indeed exist. What's more, another exotic unconventional form of superconductivity - nodal SF hosting topological Bogoliubov Fermi surface (TBFS) - also emerges in both situations.

The rest of the paper is organized as follows. In the next section (Sec. II), we outline the model Hamiltonian

that describes a d -wave altermagnetic metal. In Sec. III, we briefly discuss how to solve the model Hamiltonian by using the standard Bogoliubov de-Gennes (BdG) mean-field theory, with an inhomogeneous FF order parameter. In Sec. IV, we present the phase diagram between normal (N) phase, nodal SF, and SF. The nontrivial \mathbb{Z}_2 topology of BFS is characterized by the Pfaffian of the BdG Hamiltonian. In Sec. V, we discuss in details the FFLO phase boundary driven by the NRSS. Finally, we conclude in Sec. VI and present some outlooks for future works.

To simplify the notation, the Fermi wavevector k_F and Fermi energy ε_F are taken as the units for wavevector and energy, respectively. This means that we can directly set $2m = \hbar = k_B = k_F = \varepsilon_F = 1$.

II. MODEL HAMILTONIAN

The model Hamiltonian describing two-dimensional spin-1/2 Fermion gas is:

$$\mathcal{H} = \int d\mathbf{x} (\mathcal{H}_0 + \mathcal{H}_{\text{int}}), \quad (1)$$

$$\mathcal{H}_0 = \sum_{\sigma=\uparrow,\downarrow} \psi_{\sigma}^{\dagger}(\mathbf{x}) \left[\hat{\xi}_{\mathbf{k}} + s(\sigma) \hat{J}_{\mathbf{k}} \right] \psi_{\sigma}(\mathbf{x}), \quad (2)$$

$$\mathcal{H}_{\text{int}} = g \psi_{\uparrow}^{\dagger}(\mathbf{x}) \psi_{\downarrow}^{\dagger}(\mathbf{x}) \psi_{\downarrow}(\mathbf{x}) \psi_{\uparrow}(\mathbf{x}). \quad (3)$$

For the non-interacting part \mathcal{H}_0 , $\hat{\xi}_{\mathbf{k}} \equiv -\nabla^2$ is the operator for kinetic energy where $\hat{k}_x = -i\partial_x$, $\hat{k}_y = -i\partial_y$. $\hat{\xi}_{\mathbf{k}} \equiv \hat{\varepsilon}_{\mathbf{k}} - \mu$ is the modified kinetic energy operator where μ is the chemical potential. The chemical potential is tuned to yield the given total particle density $n = n_{\uparrow} + n_{\downarrow}$. $\hat{J}_{\mathbf{k}} \equiv t_{\text{AM}} 2\hat{k}_x \hat{k}_y$ where $s(\uparrow) = +1$ and $s(\downarrow) = -1$ is the d_{xy} -wave altermagnetic spin splitting, whose strength is controlled by the dimensionless parameter t_{AM} (without the loss of generality, t_{AM} is set to be positive here). In 2D, there are two independent d -wave spin splitting: d_{xy} and $d_{x^2-y^2}$. As $d_{x^2-y^2}$ can be obtained from d_{xy} by $\pi/4$ rotation, the results obtained here can be generalized to d_{xy} -wave altermagnetic spin splitting straightforwardly. Without $\hat{J}_{\mathbf{k}}$, the spin degenerated Fermi surface is a circle with radius $\sqrt{\mu}$, which conserves $U(1)$ rotational symmetry (see the dashed circle in Fig. 1(a)). The introduction of $\hat{J}_{\mathbf{k}}$ distorts the Fermi surface into two orthogonal ellipses (denoted as Fermi ellipse here) with equal semi-major axis $a \equiv \sqrt{\mu/(1-t_{\text{AM}})}$ and semi-minor axis $b \equiv \sqrt{\mu/(1+t_{\text{AM}})}$ (see Fig. 1(a)), in this regard, t_{AM} also measures the eccentricity of the Fermi ellipses at a given μ . These two Fermi ellipses together exhibit d_{xy} -wave form (see Fig. 1(a)): spin up and down ellipse has major axis along $(1, -1)$ and $(1, 1)$ direction, respectively. Since the two Fermi ellipses always have the same area even with finite momentum boost in the FFLO phase, the system remains spin-population balanced in the whole phase diagram. Such a circle-to-ellipse distortion breaks

the continuous $U(1)$ to the discrete C_{4z} symmetry, leaving four degeneracies along both $(1, 0)$ and $(0, 1)$ directions. As mentioned before, such continuous symmetry breaking would stabilize the FFLO state.

For the inter-particle interaction \mathcal{H}_{int} , we consider a short-range s -wave contact potential. Such a consideration is straightforward as pair states like $|\mathbf{k}, \uparrow\rangle$ and $|\mathbf{k}, \downarrow\rangle$ in Fig. 1(a) are susceptible to s -wave pairing according to BCS theory³. In two dimensions, its interaction strength g can be conveniently regularized by using a two-body binding energy ε_B ⁹²:

$$\frac{1}{g} = -\frac{1}{\mathcal{A}} \sum_{\mathbf{k}} \frac{1}{2\varepsilon_{\mathbf{k}} + \varepsilon_B}, \quad (4)$$

where \mathcal{A} is the area of the 2D Fermi system.

III. MEAN-FIELD THEORY

To search for the FF superconductivity, we assume a FF-like order parameter $\Delta(\mathbf{x}) = -g \langle \psi_{\downarrow}(\mathbf{x}) \psi_{\uparrow}(\mathbf{x}) \rangle = \Delta \exp[i\mathbf{q} \cdot \mathbf{x}]$ at positive \mathbf{x} with the center-of-mass momentum \mathbf{q} , so $|\Delta(\mathbf{x})|^2 = \Delta^2$ (below we take Δ positive) and consider the standard mean-field decoupling of the interaction Hamiltonian density^{6,11},

$$\mathcal{H}_{\text{int}} \simeq - \left[\Delta(\mathbf{x}) \psi_{\uparrow}^{\dagger}(\mathbf{x}) \psi_{\downarrow}^{\dagger}(\mathbf{x}) + \text{H.c.} \right] - \frac{1}{g} \Delta^2. \quad (5)$$

In the framework of BdG mean-field theory, the total Hamiltonian can be rewritten into the form^{6,11},

$$\mathcal{H}_{\text{MF}} = \int d\mathbf{x} \Phi^{\dagger}(\mathbf{x}) \mathcal{H}_{\text{BdG}} \Phi(\mathbf{x}) - \frac{\Delta^2}{g} \mathcal{A} + \mathcal{E}'_0, \quad (6)$$

where $\Phi(\mathbf{x}) \equiv [\psi_{\uparrow}(\mathbf{x}), \psi_{\downarrow}(\mathbf{x})]^T$ is the Nambu spinor and

$$\mathcal{H}_{\text{BdG}} \equiv \begin{bmatrix} \hat{\xi}_{\mathbf{k}} + \hat{J}_{\mathbf{k}} & -\Delta(\mathbf{x}) \\ -\Delta^*(\mathbf{x}) & -(\hat{\xi}_{\mathbf{k}} - \hat{J}_{\mathbf{k}}) \end{bmatrix}, \quad (7)$$

and $\mathcal{E}'_0 = \sum_{\mathbf{k}} (\hat{\xi}_{\mathbf{k}} - \hat{J}_{\mathbf{k}})$ is an energy shift (to be specified below), due to the abnormal order in the field operators $\psi_{\downarrow}(\mathbf{x})$ and $\psi_{\downarrow}^{\dagger}(\mathbf{x})$ taken in the Nambu spinor representation.

A. Bogoliubov quasiparticles

As the FF order parameter takes a plane-wave form, it is convenient to diagonalize the mean-field Hamiltonian in momentum space, with the following Bogoliubov equations¹¹,

$$\mathcal{H}_{\text{BdG}} \Phi_{\mathbf{k}}(\mathbf{x}) = E_{\mathbf{k}} \Phi_{\mathbf{k}}(\mathbf{x}), \quad (8)$$

where

$$\Phi_{\mathbf{k}}(\mathbf{x}) \equiv \begin{bmatrix} u_{\mathbf{k}\uparrow} e^{+i\mathbf{q}\mathbf{x}/2} \\ v_{\mathbf{k}\downarrow} e^{-i\mathbf{q}\mathbf{x}/2} \end{bmatrix} e^{i\mathbf{k}\mathbf{x}} \quad (9)$$

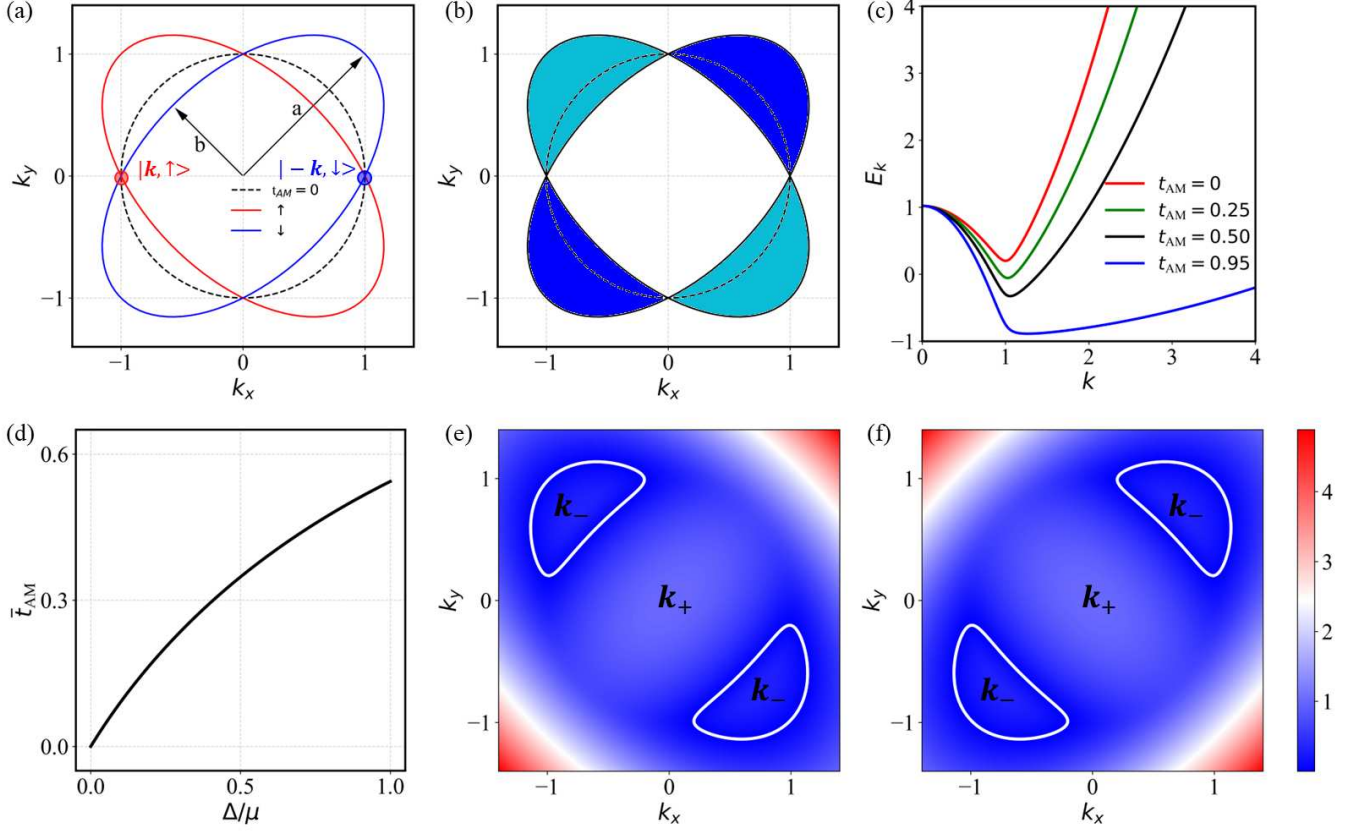


FIG. 1. (a) d_{xy} -wave spin-splitting by plotting $\xi_{\mathbf{k}} + s(\sigma)J_{\mathbf{k}} = 0$, here $\mu = 1$. $t_{AM} = 0$ gives the dashed circle, and $t_{AM} = 0.5$ gives the red and blue ellipses, corresponding to spin up and down channel, respectively. (b) Contour plot of $E_{k\pm} = 0$, here $\mu = 1$, $t_{AM} = 0.5$, and $\Delta = 0$. The dash line corresponds to $\sum_{\eta} E_{\mathbf{k}\eta} = 0$. Cyan and blue colored regions correspond to negative E_{k+} and E_{k-} . (c) Curve for E_k at different t_{AM} values, here $\mu = 1$, $\Delta = 0.2$. (d) Plot of \bar{t}_{AM} (see Eq. (42) for definition) as a function of Δ/μ . (e)-(f) Anisotropic Bogoliubov quasiparticle energy $E_+(\mathbf{k})$ and $E_-(\mathbf{k})$. The while solid line represent the Bogoliubov Fermi surface. Here $\mu = 1$, $\Delta = 0.2$, and $t_{AM} = 0.5$, which corresponds to the red dot in (d).

and $E_{\mathbf{k}}$ are the wavefunction and energy of the Bogoliubov quasiparticles, respectively. With this wavefunction, the energy shift is $\mathcal{E}'_0 = \sum_{\mathbf{k}} (\xi_{\mathbf{k}-\mathbf{q}/2} - J_{\mathbf{k}-\mathbf{q}/2})$, where $\xi_{\mathbf{k}} \equiv k^2 - \mu$, and $J_{\mathbf{k}} \equiv t_{AM} 2k_x k_y$. Then the Bogoliubov equations becomes,

$$[\mathcal{H}_{\text{BdG}}] \begin{bmatrix} u_{\mathbf{k}\uparrow} \\ v_{\mathbf{k}\downarrow} \end{bmatrix} = E_{\mathbf{k}} \begin{bmatrix} u_{\mathbf{k}\uparrow} \\ v_{\mathbf{k}\downarrow} \end{bmatrix}, \quad (10)$$

where $[\mathcal{H}_{\text{BdG}}]$ is a 2 by 2 matrix given by,

$$\begin{bmatrix} \xi_{\mathbf{k}+\mathbf{q}/2} + J_{\mathbf{k}+\mathbf{q}/2} & -\Delta \\ -\Delta & -(\xi_{\mathbf{k}-\mathbf{q}/2} - J_{\mathbf{k}-\mathbf{q}/2}) \end{bmatrix}. \quad (11)$$

$[\mathcal{H}_{\text{BdG}}]$ can be diagonalized with eigenvectors $[u_{\mathbf{k}\uparrow}^{(\eta)}, v_{\mathbf{k}\downarrow}^{(\eta)}]^T$ and corresponding eigenvalues $\eta E_{\mathbf{k}\eta}$, labeled by the branch index $\eta = \pm$. Explicitly, we have the Bogoliubov quasiparticle energy spectrum,

$$E_{\mathbf{k}\pm} = \sqrt{A_{\mathbf{k}}^2 + \Delta^2} \pm B_{\mathbf{k}}, \quad (12)$$

where

$$A_{\mathbf{k}} \equiv \xi_{\mathbf{k}} + \frac{\mathbf{q}^2}{4} + t_{AM}(k_x q_y + k_y q_x), \quad (13)$$

$$B_{\mathbf{k}} \equiv \mathbf{k} \cdot \mathbf{q} + J_{\mathbf{k}} + \frac{t_{AM}}{2} q_x q_y. \quad (14)$$

Here, as usual we have reversed the sign for the eigenvalue $-E_{\mathbf{k}-}$, in order to write the corresponding field operators of Bogoliubov quasiparticles $\alpha_{\mathbf{k}-}$ and $\alpha_{\mathbf{k}-}^\dagger$ in the normal order. This introduces another energy shift $\mathcal{E}''_0 = -\sum_{\mathbf{k}} E_{\mathbf{k}-}$ in the mean-field Hamiltonian. When $t_{AM} = 0$, our quasiparticle energy spectrum reduces to the results of Ref.¹⁴. In the end, we obtain the diagonalized mean-field Hamiltonian,

$$\mathcal{H}_{\text{MF}} = \sum_{\mathbf{k}, \eta=\pm} E_{\mathbf{k}\eta} \alpha_{\mathbf{k}\eta}^\dagger \alpha_{\mathbf{k}\eta} - \frac{\Delta^2}{g} \mathcal{A} + \mathcal{E}_0, \quad (15)$$

where

$$\mathcal{E}_0 = \mathcal{E}'_0 + \mathcal{E}''_0 = \sum_{\mathbf{k}} \left(A_{\mathbf{k}} - \sqrt{A_{\mathbf{k}}^2 + \Delta^2} \right). \quad (16)$$

B. Thermodynamic potential and ground state energy

From the diagonalized Hamiltonian, we can straightforwardly write down the grand thermodynamic potential,

$$\Omega = -\frac{\Delta^2}{g}\mathcal{A} + \mathcal{E}_0 - T \sum_{\mathbf{k}, \eta=\pm} \ln \left(1 + e^{-\frac{E_{\mathbf{k}\eta}}{T}} \right), \quad (17)$$

where T is the temperature, and the last term is the standard contribution of non-interacting fermionic particles to the thermodynamic potential.

In the ground state at zero temperature, referred to as the ground-state energy, Ω takes the following form,

$$E_G = -\frac{\Delta^2}{g}\mathcal{A} + \mathcal{E}_0 + \sum_{\mathbf{k}, \eta=\pm} E_{\mathbf{k}\eta} \Theta(-E_{\mathbf{k}\eta}), \quad (18)$$

where $\Theta(x)$ is the Heaviside step function. Converting the momentum sum to an integration, the ground-state energy density becomes:

$$\begin{aligned} \frac{E_G}{\mathcal{A}} = & \int \frac{d\mathbf{k}}{(2\pi)^2} \left[\sum_{\eta=\pm} E_{\mathbf{k}\eta} \Theta(-E_{\mathbf{k}\eta}) \right. \\ & \left. + \frac{\Delta^2}{2\varepsilon_{\mathbf{k}} + \varepsilon_B} + A_{\mathbf{k}} - \sqrt{A_{\mathbf{k}}^2 + \Delta^2} \right], \end{aligned} \quad (19)$$

where the renormalization condition Eq. (4) is used. At a given chemical potential, the phase boundary between SF and N phase is obtained by equating the ground-state energies of these two phases:

$$E_{G,\text{SF}} = E_{G,\text{N}}. \quad (20)$$

C. Gap equation

During the phase transition from N to FFLO SF phase, E_G should decrease as the onset of Δ . The minimization of E_G with respect to Δ defines a function $S(t_{\text{AM}}, \mathbf{q}, \Delta)$:

$$-2\Delta S(t_{\text{AM}}, \mathbf{q}, \Delta) = \frac{\partial E_G}{\partial \Delta}, \quad (21)$$

with the explicit expression

$$\frac{S(t_{\text{AM}}, \mathbf{q}, \Delta)}{\mathcal{A}} = \int \frac{d\mathbf{k}}{(2\pi)^2} \left[\frac{1 - \sum_{\eta} \Theta(-E_{\mathbf{k}\eta})}{\sum_{\eta} E_{\mathbf{k}\eta}} - \frac{1}{2\varepsilon_{\mathbf{k}} + \varepsilon_B} \right]. \quad (22)$$

Equilibrium FFLO states satisfy $S(t_{\text{AM}}, \mathbf{q}, \Delta) = 0$, which is also known as the gap equation. In the following, this gap equation is utilized to find the phase boundary between N and FFLO SF phase. We note that, $S(t_{\text{AM}}, \mathbf{q}, \Delta)$ can alternatively be understood as the inverse vertex function (i.e., the Cooper-pair propagator in the normal state with frequency $\omega = \Delta$) in the ladder approximation^{14,91}. Therefore, the condition $S(t_{\text{AM}}, \mathbf{q}, 0) = 0$ is precisely the well-known Thouless criterion for the onset of the N to SF phase transition.

IV. PHASE DIAGRAM AT $\mathbf{q} = 0$

In this section, we determine the phase boundaries assuming $\mathbf{q} = \mathbf{0}$ pairing, which amounts to neglecting the possibility of the FFLO state. Within this approximation, $A_{\mathbf{k}} = \xi_{\mathbf{k}}$ and $E_{\mathbf{k}\pm} = \sqrt{\xi_{\mathbf{k}}^2 + \Delta^2} \pm J_{\mathbf{k}}$. In our terminology, $E_{\mathbf{k}\pm}$ is non-negative. If $E_{\mathbf{k}\pm} > 0$ for all \mathbf{k} , such a SF phase is called BCS SF. If $E_{\mathbf{k}\pm} = 0$ at certain \mathbf{k} , then the Bogoliubov quasiparticle has a ‘‘Fermi surface’’ structure, which is also known as BFS⁹³. As discussed below, we have nodal SF with BFS protected by \mathbb{Z}_2 topological invariant. In the following, we first investigate the BCS SF phase.

A. BCS SF phase

Since $E_{\mathbf{k}\pm}$ is positive, the Heaviside step function in Eq. (22) vanishes and $S(t_{\text{AM}}, \mathbf{0}, \Delta)/\mathcal{A}$ becomes

$$\begin{aligned} \frac{S(t_{\text{AM}}, \mathbf{0}, \Delta)}{\mathcal{A}} &= \int \frac{d\mathbf{k}}{(2\pi)^2} \left[\frac{1}{2\sqrt{\xi_{\mathbf{k}}^2 + \Delta^2}} - \frac{1}{2\varepsilon_{\mathbf{k}} + \varepsilon_B} \right], \\ &= \frac{1}{8\pi} \ln \left[\frac{\varepsilon_B}{\sqrt{\mu^2 + \Delta^2} - \mu} \right]. \end{aligned} \quad (23)$$

And the gap equation leads to the stationary pairing amplitude

$$\Delta = \sqrt{\varepsilon_B (\varepsilon_B + 2\mu)}, \quad (24)$$

so we must have $\mu > -\varepsilon_B/2$ for a stable SF phase.

The total particle number of the SF state at a fixed μ is given by calculating $N = -\frac{E_{G,\text{SF}}}{\partial \mu}$, yielding, for the total density

$$n = \frac{1}{2\pi} \left(\mu + \sqrt{\mu^2 + \Delta^2} \right). \quad (25)$$

Inserting Eq. (24) into Eq. (25) gives results for Δ and μ for a system at a fixed total particle number

$$\begin{aligned} \frac{\Delta}{\varepsilon_F} &= \sqrt{\frac{\varepsilon_B}{\varepsilon_F}}, \\ \frac{\mu}{\varepsilon_F} &= 1 - \frac{1}{2} \frac{\varepsilon_B}{\varepsilon_F}. \end{aligned} \quad (26)$$

Here, we want to emphasize that t_{AM} does not appear in Eq. (24), Eq. (25), and Eq. (26). This is in agreement with the earlier result in Ref.¹⁴, where a small magnetic field does not appear in the stationary pairing amplitude of a BCS SF.

B. Fixed chemical potential

At the SF phase, the effect of NRSS disappears. The integration over momentum and the insertion of the sta-

tionary gap-equation solution leads to

$$\frac{E_{G,SF}}{\mathcal{A}} = -\frac{1}{16\pi}(\varepsilon_B + 2\mu)^2 \quad (27)$$

The effect of NRSS does appear in the normal phase. By setting $\Delta = 0$ in Eq. (19), we find that,

$$\frac{E_{G,N}}{\mathcal{A}} = \int \frac{d\mathbf{k}}{(2\pi)^2} \left[\sum_{\eta=\pm} E_{\mathbf{k}\eta} \Theta(-E_{\mathbf{k}\eta}) + (\xi_{\mathbf{k}} - |\xi_{\mathbf{k}}|) \right], \quad (28)$$

where $E_{\mathbf{k}\eta} = |\xi_{\mathbf{k}}| \pm J_{\mathbf{k}}$, i.e. the energies of Bogoliubov quasiparticles reduce to the standard single-particle excitation energies.

The integration over the second term in the above equation is straightforward:

$$\int \frac{d\mathbf{k}}{(2\pi)^2} (\xi_{\mathbf{k}} - |\xi_{\mathbf{k}}|) = -\frac{1}{4\pi}\mu^2 \quad (29)$$

Next we integrate over the first term. Introducing polar coordinate $\mathbf{k} = [k \cos(\phi), k \sin(\phi)]$ and setting $E_{\mathbf{k}\eta} = 0$, the boundary $k_{\pm}(\phi)$ is already shown in Fig. 1(a) with the following expression:

$$k_{\pm}(\phi) = \sqrt{\frac{\mu}{1 \mp t_{AM} \sin(2\phi)}}. \quad (30)$$

Here we see $t_{AM} < 1$. $E_{\mathbf{k}+}$ ($E_{\mathbf{k}-}$) becomes negative only when $\phi \in [\frac{\pi}{2}, \pi] \cup [\frac{3\pi}{2}, 2\pi]$ ($[0, \frac{\pi}{2}] \cup [\pi, \frac{3\pi}{2}]$), which is marked as the cyan (blue) region in Fig. 1(b). Due to the C_{4z} symmetry, it is clear that $\int \frac{d\mathbf{k}}{(2\pi)^2} E_{\mathbf{k}+} \Theta(-E_{\mathbf{k}+})$ and $I_1 \equiv \int \frac{d\mathbf{k}}{(2\pi)^2} E_{\mathbf{k}-} \Theta(-E_{\mathbf{k}-})$ are the same, so only I_1 is evaluated here. What is more, the contribution from $\phi \in [0, \frac{\pi}{2}]$ and $\phi \in [\pi, \frac{3\pi}{2}]$ are also the same, therefore, we have

$$I_1 = \frac{2}{(2\pi)^2} \int_0^{\pi/2} d\phi \int_{k_-(\phi)}^{k_+(\phi)} (|\xi_{\mathbf{k}}| - J_{\mathbf{k}}) k dk. \quad (31)$$

By noticing that $|\xi_{\mathbf{k}}| = -\xi_{\mathbf{k}}$ for $k \in [k_-(\phi), \sqrt{\mu}]$ and $\xi_{\mathbf{k}}$ for $k \in [\sqrt{\mu}, k_+(\phi)]$, the integration over k can be calculated as

$$2 \int_{k_-(\phi)}^{k_+(\phi)} (|\xi_{\mathbf{k}}| - J_{\mathbf{k}}) k dk = -\frac{[t_{AM} \sin(2\phi)]^2}{1 - [t_{AM} \sin(2\phi)]^2} \mu^2, \quad (32)$$

and I_1 becomes the integration over ϕ only:

$$\begin{aligned} I_1 &= -\frac{\mu^2}{(2\pi)^2} \int_0^{\pi/2} d\phi \left[\frac{1}{1 - [t_{AM} \sin(2\phi)]^2} - 1 \right], \\ &= -\frac{\mu^2}{(2\pi)^2 2t_{AM}^2} \int_0^{2\pi} \frac{1}{\frac{2-t_{AM}^2}{t_{AM}^2} + \cos(\phi)} d\phi + \frac{\mu^2}{8\pi}. \end{aligned} \quad (33)$$

With $t_{AM} < 1$, we have $\frac{2-t_{AM}^2}{t_{AM}^2} > 1$, the standard integration gives us

$$\int_0^{2\pi} \frac{1}{\frac{2-t_{AM}^2}{t_{AM}^2} + \cos(\phi)} d\phi = \frac{2\pi}{\sqrt{\left(\frac{2-t_{AM}^2}{t_{AM}^2}\right)^2 - 1}}, \quad (34)$$

and finally I_1 is expressed as:

$$I_1 = \frac{\mu^2}{8\pi} \left(1 - \frac{1}{\sqrt{1-t_{AM}^2}} \right). \quad (35)$$

Therefore, we obtain

$$\frac{E_{G,N}}{\mathcal{A}} = -\frac{1}{4\pi} \frac{\mu^2}{\sqrt{1-t_{AM}^2}}. \quad (36)$$

It is worth noting that the area of the ellipse in Fig. 1(a) is given by $\pi ab = \pi\mu/\sqrt{1-t_{AM}^2}$, therefore, the ground-state energy density of the N phase is proportional to the area of the ellipse. Such a geometric meaning can also be understood by setting $t_{AM} = 0$, the above ground-state energy density becomes the well-known result $E_{G,N}/\mathcal{A} = -\mu^2/(4\pi)$.

By equating $E_{G,SF}$ and $E_{G,N}$, we have

$$(\varepsilon_B + 2\mu)^2 = \frac{(2\mu)^2}{\sqrt{1-t_{AM}^2}}, \quad (37)$$

and the critical t_{AM} separating SF and N phase is given by:

$$t_{AM,c} = \sqrt{1 - \left(\frac{2\mu/\varepsilon_B}{1 + 2\mu/\varepsilon_B} \right)^4}. \quad (38)$$

This determines the black solid curve in Fig. 2(a). When t_{AM} is small, i.e. anisotropic spin splitting is weak, we have SF phase, even to the high chemical potential regime. Such a feature is in accordance with the earlier result that SF phase exist at high chemical potential regime when Zeeman field is small¹⁴. Such SF becomes unstable when the anisotropic NRSS becomes large.

C. Fixed total particle number

After determining the phase boundary at fixed chemical potential, our next task is to consider the case of a fixed total particle number. By approaching the phase transition from the N phase, $\mu = \sqrt{1-t_{AM}^2}\varepsilon_F$ according to Eq. (36). Then Eq. (38) leads to

$$t_{AM,c} = \sqrt{\frac{1}{2} + \frac{\varepsilon_B}{2\varepsilon_F} - \sqrt{\frac{1}{4} - \frac{\varepsilon_B}{2\varepsilon_F}}}, \quad (39)$$

which gives the black solid curve in Fig. 2(b) for $\varepsilon_B/\varepsilon_F < 1/2$. When $t_{AM} = 0$, arbitrarily weak attraction interactions are enough to drive the system into SF phase, as expected. The introduction of t_{AM} will destabilize SF and the system transits to a normal state.

D. Nodal SF

Now we study the nodal SF. Since the Bogoliubov quasiparticle energy is

$$E_{k,\pm}(\phi) = \sqrt{\xi_{\mathbf{k}}^2 + \Delta^2} \pm t_{AM}k^2 \sin(2\phi), \quad (40)$$

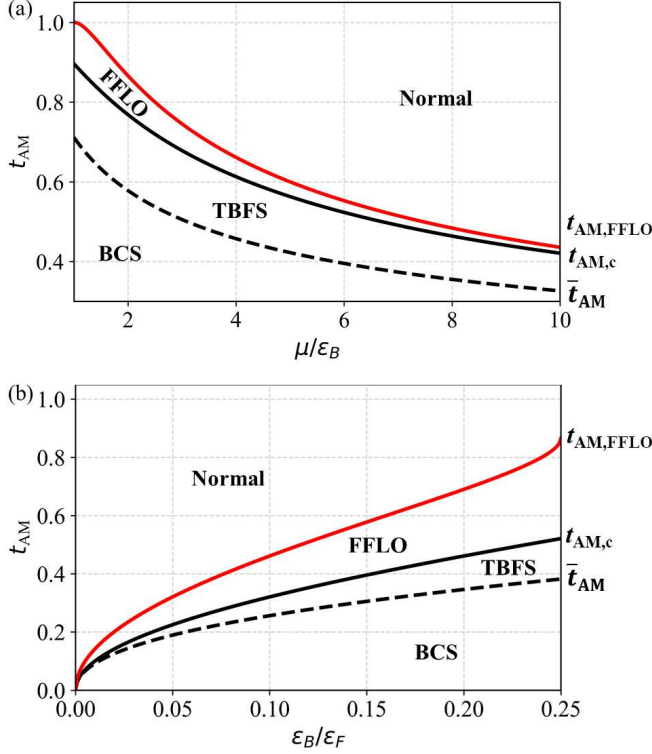


FIG. 2. (a) Phase diagram at fixed chemical potential μ (normalized to the two-body binding energy ϵ_B) versus NRSS t_{AM} . (b) Phase diagram at fixed total particle number N , as a function of the binding energy ϵ_B normalized to the Fermi energy ϵ_F . The black curves in both figures show the Pauli-limit, upper alternating coupling strength, where a SF with zero center-of-mass momentum $\mathbf{q} = 0$ becomes unstable towards a normal state, when the possibility of an inhomogeneous FFLO is not considered. In the weak-coupling regime (i.e., for large μ/ϵ_B or small ϵ_B/ϵ_F), those two black curves provide an excellent estimate for the phase boundary between a TBFS phase and a FFLO state, within the superfluid domain.

it is highly anisotropic: along $(1, 0)$ and $(0, 1)$ directions, i.e., $\phi = 0$ and $\pi/2$, the pairing of the two states $|\mathbf{k}, \uparrow\rangle$ and $|\mathbf{k}, \downarrow\rangle$ in Fig. 1(a) leads to an excitation energy $E_{\mathbf{k},\pm} = \sqrt{\xi_{\mathbf{k}}^2 + \Delta^2}$ with minimum Δ . Such a positive excitation energy follows the spirit of BCS theory³. Along $(-1, 1)$ and $(1, 1)$ direction, i.e., $\phi = \frac{3\pi}{4}$ and $\frac{5\pi}{4}$, $E_{\mathbf{k},+}$ and $E_{\mathbf{k},-}$ reach the same minimum value

$$E_{\mathbf{k}} = \sqrt{\xi_{\mathbf{k}}^2 + \Delta^2} - t_{AM}k^2. \quad (41)$$

Fig. 1(c) shows the typical behavior of $E_{\mathbf{k}}$ with respect to different t_{AM} values: $E_{\mathbf{k}}$ acquires a global minimum at $\xi_{\mathbf{k}} = \frac{t_{AM}}{\sqrt{1-t_{AM}^2}}\Delta$ with the value $E_{\mathbf{k},\min} = \frac{1-t_{AM}}{\sqrt{1-t_{AM}^2}}\Delta - \mu t_{AM}$.

BFS exists when $E_{\mathbf{k},\min} = 0$ has real positive root (\bar{t}_{AM}) within $[0, 1)$. As $E_{\mathbf{k},\min} = 0$ is equivalent to the

cubic equation

$$t_{AM}^3 + t_{AM}^2 + \left(\frac{\Delta}{\mu}\right)^2 t_{AM} - \left(\frac{\Delta}{\mu}\right)^2 = 0, \quad (42)$$

it is obvious that Eq. (42) has only one real root within the range $[0, 1)$ as shown in Fig. 1(d). Therefore, when $t_{AM} > \bar{t}_{AM}$, $E_{\mathbf{k},\pm}(\phi) = 0$ always have solutions and we have nodal SF with the typical BFS shown in Fig. 1(e)-(f). The closed BFS separates the whole momentum space into two regions, in the following the momentum inside (outside) BFS is marked as \mathbf{k}_- (\mathbf{k}_+).

By inserting Eq. (24) into Eq. (42), we obtain the equation for determining \bar{t}_{AM} at fixed μ , which is displayed as the black dashed line in Fig. 2(a). At the same time, by plugging Eq. (26) in Eq. (42), we obtain the equation for determining \bar{t}_{AM} at fixed total particle number, which is displayed as the black dashed line in Fig. 2(b). With $\bar{t}_{AM} < t_{AM,c}$, the nodal SF phase does exist in both fixed chemical potential and fixed total particle number cases. From Fig. 2(b), we know SF /nodal SF is preferred for a strong/weak pairing interactions, in accordance with Feiguin *et al.*⁸³.

E. Topological BFS

The fact that the BFS shown in Fig. 1(e)-(f) shares the same dimension as the normal state Fermi surface indicates it has a topological origin. To reveal the topological invariant, here we hinges on the Pfaffian $\text{Pf}(\mathbf{k})$ of Eq. 7. Since Eq. 7 preserves both charge conjugation and parity symmetry, as suggested by Agterberg and co-workers⁹⁴, we can always find a suitable basis to transform Eq. (7) into a screw form whose $\text{Pf}(\mathbf{k})$ is given by

$$\text{Pf}(\mathbf{k}) = \xi_{\mathbf{k}}^2 + \Delta^2 - [t_{AM}k^2 \sin(2\phi)]^2. \quad (43)$$

The solution of $\text{Pf}(\mathbf{k}) = 0$ is already given by Eq. (42). For BFS shown in Fig. 1(e)-(f), $\text{Pf}(\mathbf{k})$ is positive and negative for \mathbf{k}_+ and \mathbf{k}_- , respectively. Hence we can identify $(-1)^l = \text{sgn}[\text{Pf}(\mathbf{k}_-)\text{Pf}(\mathbf{k}_+)]$ as the \mathbb{Z}_2 invariant⁹⁵.

Here we would like to compare TBFS realized here with existing approaches. It is well known that BFS can not be realized in conventional 2D s -wave superconductors through external magnetic field alone, as the required magnetic field already drives the system into N phase before BFS can form. The replacement of the nodeless s -wave pairing by the nodal $d_{x^2-y^2}$ -wave pairing has shown to enable TBFS^{96,97}. Alternatively, inducing supercurrent in s -wave superconductors with high Fermi velocity can also give rise to TBFS⁹⁸. A further route involves multiband superconductors that preserve inversion symmetry but breaks time-reversal symmetry, as demonstrated in recent theoretical studies⁹⁹⁻¹⁰¹. In contrast to these approaches, AM introduces a new but simple mechanism for realizing TBFS. This scenario requires neither external magnetic field nor spin-orbit coupling, but only a single band and s -wave pairing, offering a minimal yet realistic platform for TBFS in superconducting systems.

V. FFLO PHASE BOUNDARY DRIVEN BY NRSS

Now we turn to the FFLO phase. To study the FFLO phase, we assume a continuous transition, with decreasing t_{AM} , from the N phase to the FFLO phase, occurring when the curvature of E_G versus Δ , at $\Delta = 0$, becomes 0 for $\mathbf{q} \neq (0, 0)$. This equals to $S(t_{\text{AM}}, \mathbf{q}, 0) = 0$ with

$$\frac{S(t_{\text{AM}}, \mathbf{q}, 0)}{\mathcal{A}} = \int \frac{d\mathbf{k}}{(2\pi)^2} \left[\frac{N(\mathbf{k})}{2A_{\mathbf{k}}} - \frac{1}{2\varepsilon_{\mathbf{k}} + \varepsilon_B} \right] \quad (44)$$

where we have defined the form factor $N(\mathbf{k}) = 1 - \Theta(-(A_{\mathbf{k}} + B_{\mathbf{k}})) - \Theta(-(A_{\mathbf{k}} - B_{\mathbf{k}}))$. It is clear that $N(\mathbf{k})$ exhibits discontinuities whenever an argument of one of the Heaviside functions vanishes.

We write $S(t_{\text{AM}}, \mathbf{q}, 0)/\mathcal{A}$ as the sum of the following three integrals,

$$\begin{aligned} I_2 &= \int \frac{d\mathbf{k}}{(2\pi)^2} \left[\frac{1}{2A_{\mathbf{k}}} - \frac{1}{2\varepsilon_{\mathbf{k}} + \varepsilon_B} \right], \\ I_3 &= - \int \frac{d\mathbf{k}}{(2\pi)^2} \frac{\Theta[-(A_{\mathbf{k}} + B_{\mathbf{k}})]}{2A_{\mathbf{k}}}, \\ I_4 &= - \int \frac{d\mathbf{k}}{(2\pi)^2} \frac{\Theta[-(A_{\mathbf{k}} - B_{\mathbf{k}})]}{2A_{\mathbf{k}}}. \end{aligned} \quad (45)$$

Among them, the evaluation of I_2 is straightforward:

$$I_2 = \frac{1}{8\pi} \left(\ln \frac{\varepsilon_B}{2} - \ln \left| \left(1 - t_{\text{AM}}^2\right) \left(\frac{\mathbf{q}}{2}\right)^2 - \mu \right| \right) \quad (46)$$

The evaluation of I_3 and I_4 is highly nontrivial as the region of integration ($A_{\mathbf{k}} \pm B_{\mathbf{k}} < 0$) is an ellipse while the integrand ($1/A_{\mathbf{k}}$) is circular. By coordinate transformation, I_3 and I_4 can be expressed as,

$$\begin{aligned} I_3 &= - \frac{ab}{2(2\pi)^2} \int_0^{2\pi} \int_0^1 \frac{kdkd\phi}{f_2^+(\phi)k^2 + f_1^+(\phi)k + f_0^+}, \\ I_4 &= - \frac{ab}{2(2\pi)^2} \int_0^{2\pi} \int_0^1 \frac{kdkd\phi}{f_2^-(\phi)k^2 + f_1^-(\phi)k + f_0^-}, \end{aligned} \quad (47)$$

where the coefficients are

$$\begin{aligned} f_2^\pm(\phi) &= a^2 \cos^2(\phi) + b^2 \sin^2(\phi), \\ f_1^+(\phi) &= \frac{(1+t_{\text{AM}})(q_y - q_x)}{\sqrt{2}} a \cos(\phi) \\ &\quad + \frac{(-1+t_{\text{AM}})(q_y + q_x)}{\sqrt{2}} b \sin(\phi), \\ f_1^-(\phi) &= \frac{(1+t_{\text{AM}})(q_y + q_x)}{\sqrt{2}} a \cos(\phi) \\ &\quad + \frac{(1-t_{\text{AM}})(q_y - q_x)}{\sqrt{2}} b \sin(\phi), \\ f_0^\pm &= \frac{\mathbf{q}^2}{2} \pm t_{\text{AM}} q_x q_y - \mu. \end{aligned} \quad (48)$$

There is a *duality* between I_3 and I_4 . By changing t_{AM} to $-t_{\text{AM}}$ and ϕ to $\phi + \frac{3\pi}{2}$ simultaneously, then a, b

becomes b, a and $\sin(\phi), \cos(\phi)$ becomes $-\cos(\phi), \sin(\phi)$, therefore $f_2^+(\phi)$ becomes $f_2^-(\phi)$, $f_1^+(\phi)$ becomes $f_1^-(\phi)$, and f_0^+ becomes f_0^- . Since the translation of integral variable $\phi \rightarrow \phi + \frac{3\pi}{2}$ does not change the integration over ϕ , I_3 and I_4 should be connected by $t_{\text{AM}} \rightarrow -t_{\text{AM}}$. Such a fact simplifies the integrations. In the following, we firstly evaluate I_4 by contour integration, then changing t_{AM} to $-t_{\text{AM}}$ to obtain I_3 .

For d_{xy} -wave altermagnetic spin splitting, there are two characteristic high-symmetric directions for the FF momentum \mathbf{q} : along the (1,0) direction (or (0,1)), and along the (1,1) direction (or equivalently (1,-1)) according to the C_{4z} rotational symmetry. In the following, we first analyze the case of the (1,1) direction for concreteness, and then comment on the situation along the (1,0) direction, which appears to be more difficult. As discussed in Appendix A, the angular dependence of the peak value of $S(t_{\text{AM}}, \mathbf{q}, 0)/\mathcal{A}$ as a function of q turns out to be weak. We thus anticipate that the analysis along the (1,1) direction will provide a reasonably accurate phase boundary for the onset of the FFLO state.

A. Contour integration of I_4

There are two integral variables k and ϕ in I_4 . The integration order can be first k then ϕ , or first ϕ then k . We find that the second choice is much more convenient than the first one and thus adopt it. Since \mathbf{q} is along the (1,1) direction, we have $(q_x, q_y) = (\frac{q}{\sqrt{2}}, \frac{q}{\sqrt{2}})$ ($q > 0$ for simplicity) and the denominator of the integrand of I_4 is,

$$\begin{aligned} D_{I_4} &= a^2 k^2 \cos^2(\phi) + b^2 k^2 \sin^2(\phi) + a(1+t_{\text{AM}})kq \cos(\phi) \\ &\quad + \frac{1+t_{\text{AM}}}{2} q^2 - \mu. \end{aligned} \quad (49)$$

Applying Euler's formula $\cos(\phi) \rightarrow \frac{1}{2}(z + \frac{1}{z})$, D_{I_4} becomes

$$D_{I_4} = \frac{(a^2 - b^2)k^2}{4} (z^2 + \alpha z + \beta + \alpha z^{-1} + z^{-2}), \quad (50)$$

where

$$\begin{aligned} \alpha &= \frac{(1+t_{\text{AM}})^2 \sqrt{1-t_{\text{AM}}}}{t_{\text{AM}}} \frac{Q}{k}, \\ \beta &= \frac{2k^2 + (1+t_{\text{AM}})^2(1-t_{\text{AM}})Q^2 - 2(1-t_{\text{AM}}^2)}{t_{\text{AM}}k^2}, \end{aligned} \quad (51)$$

and $Q \equiv \frac{q}{\sqrt{\mu}}$ is the dimensionless momentum. The integral over ϕ now becomes a contour integral over the unit circle:

$$\begin{aligned} I_4 &= - \frac{1}{(2\pi)^2} \frac{2ab}{a^2 - b^2} \int_0^1 \frac{dk}{k} \oint_{|z|=1} f_4(z) dz, \\ f_4(z) &\equiv \frac{iz}{z^4 + \alpha z^3 + \beta z^2 + \alpha z + 1}. \end{aligned} \quad (52)$$

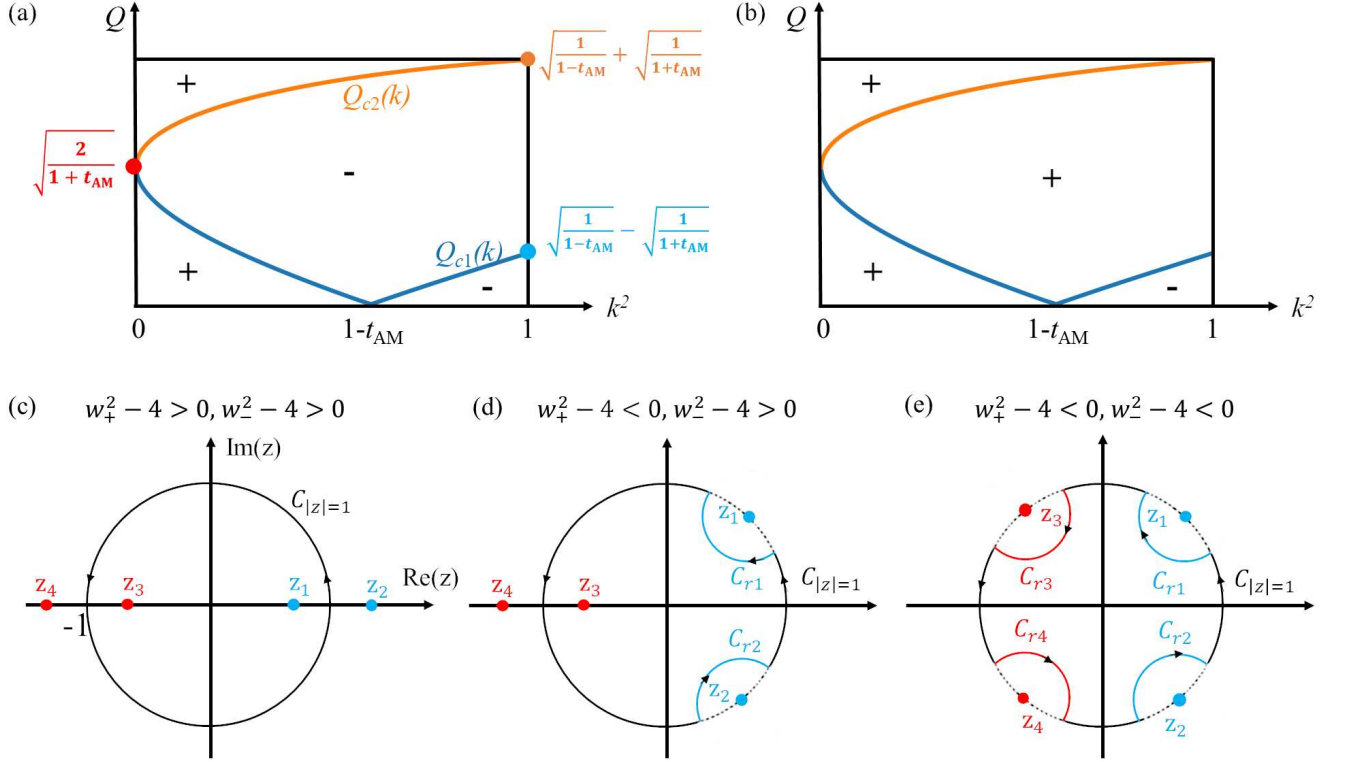


FIG. 3. (a)-(b) Sign distribution of $w_+^2 - 4$ and $w_-^2 - 4$. (c) When $w_+^2 - 4 > 0$ and $w_-^2 - 4 > 0$, z_1 and z_3 are within the unit circle while z_2 and z_4 are outside the unit circle. At $w_+^2 - 4 = 0$, z_1 and z_2 coincide with each other at $z = 1$. After that, $w_+^2 - 4 < 0$ and $w_-^2 - 4 > 0$, we have (d) where z_1 and z_2 are on the unit circle, while z_3 (z_4) is inside (outside) the unit circle. When $w_-^2 - 4 = 0$, z_3 and z_4 coincide with each other at $z = -1$. After that, $w_+^2 - 4 < 0$ and $w_-^2 - 4 < 0$, we have (e) where all four poles are on the unit circle. In (d)-(e), small arcs (blue and red solid line) are added to the unit circle to form a closed contour (solid line) to remove the poles on the unit circle.

The four poles (denoted as $z_{1/2/3/4}$) of $f_4(z)$ is determined by the equation $z^2 + \alpha z + \beta + \alpha z^{-1} + z^{-2} = 0$. Such an equation exhibits the reciprocal symmetry: if z is a solution, so is $\frac{1}{z}$. Therefore, when considering relative position of $z_{1/2/3/4}$ with respect to the unit circle, there are three situations: 1) all $z_{1/2/3/4}$ are on the unit circle; 2) two poles are on the unit circle, one inside and one outside the unit circle. Here we always choose z_1 on the unit circle (so $z_2 = \frac{1}{z_1}$ is also on the unit circle) and z_3 inside the unit circle (so $z_4 = \frac{1}{z_3}$ is outside the unit circle). 3) two poles are inside the unit circle and two outside the unit circle. We choose z_1 and z_3 inside the unit circle, then $z_2 = \frac{1}{z_1}$ and $z_4 = \frac{1}{z_3}$ are outside the unit circle.

B. Positions of the four poles

Defining $w = z + \frac{1}{z}$, then $w^2 + \alpha w + \beta - 2 = 0$. The discriminant is $\mathcal{D} = (1 - t_{\text{AM}})C(k)/(t_{\text{AM}}^2 k^2)$ with

$$C(k) \equiv (1 - t_{\text{AM}}^2)^2 Q^2 + 8t_{\text{AM}}(1 + t_{\text{AM}} - k^2). \quad (53)$$

With $k \in [0, 1]$ and $t_{\text{AM}} \in (0, 1)$, we have $C(k) > 0$ and $\mathcal{D} > 0$. Then

$$w_{\pm} = \frac{\sqrt{1 - t_{\text{AM}}}}{2t_{\text{AM}}k} \left[-(1 + t_{\text{AM}})^2 Q \pm \sqrt{C(k)} \right], \quad (54)$$

so both w_+ and w_- are purely real.

Suppose $z_{1/2}$ ($z_{3/4}$) corresponds to the solution $z = \frac{w_+ \pm \sqrt{w_+^2 - 4}}{2}$ ($z = \frac{w_- \pm \sqrt{w_-^2 - 4}}{2}$). Since w_+ is purely real, if $w_+^2 - 4 > 0$, then we have $z_1 = \frac{w_+ - \sqrt{w_+^2 - 4}}{2}$ inside the unit circle and $z_2 = \frac{w_+ + \sqrt{w_+^2 - 4}}{2}$ outside the unit circle. Nevertheless, if $w_+^2 - 4 < 0$, then we have $z_{1/2} = \frac{w_+ \pm i\sqrt{-w_+^2 + 4}}{2}$ both on the unit circle. The same analysis applies for w_- and $z_{3/4}$.

The two discriminants are calculated as $w_{\pm}^2 - 4 = (1 + t_{\text{AM}})D_{\mp}(k)/(2t_{\text{AM}}^2 k^2)$ with

$$D_{\pm}(k) \equiv (1 - t_{\text{AM}}^4) Q^2 \pm (1 - t_{\text{AM}}^2) Q \sqrt{C(k)} + 4t_{\text{AM}}(1 - t_{\text{AM}} - k^2). \quad (55)$$

If $k^2 < 1 - t_{\text{AM}}$, then $D_+(k) > 0$ and $w_-^2 - 4 > 0$. For the left cases, the condition $D_{\pm}(k) = 0$ gives two critical

Q curves:

$$\begin{aligned} Q_{c1}(k) &= \left| \sqrt{\frac{2-k^2}{1+t_{AM}}} - \sqrt{\frac{k^2}{1-t_{AM}}} \right|, \\ Q_{c2}(k) &= \sqrt{\frac{2-k^2}{1+t_{AM}}} + \sqrt{\frac{k^2}{1-t_{AM}}}, \end{aligned} \quad (56)$$

which are shown in Fig. 3(a)-(b). These two critical Q values separate the (k, Q) -parameter space into different regions according to the sign of $w_{\pm}^2 - 4$. In Fig. 3(a) (Fig. 3(b)), the region marked by “+” sign means $w_+^2 - 4 > 0$ ($w_-^2 - 4 > 0$), while $w_+^2 - 4 < 0$ ($w_-^2 - 4 < 0$) in the region marked by “-” sign.

At given (k, Q) , there are three different possibilities according to sign of $w_{\pm}^2 - 4$: (a) both are positive, so poles z_1 and z_3 are inside the unit circle while z_2 and z_4 outside the unit circle as shown in Fig. 3(c); (b) $w_+^2 - 4$ is negative while $w_-^2 - 4$ is positive, so poles z_1 and z_2 are on the unit circle, while z_3 inside and z_4 outside the unit circle, as shown in Fig. 3(d); and (c) both are negative, so all four poles are on the unit circle, as shown in Fig. 3(e). Accordingly, the integration $I_4(k) \equiv \oint_{|z|=1} f_4(z) dz$ leads to three possibilities and in the following, we will use $I_4^{(i)}(k)$ ($i = 1, 2, 3$) to represent these different situations.

C. Integrating over ϕ

We first evaluate $I_4^{(1)}(k)$ where the poles are shown in Fig. 3(c). Since z_1 and z_3 are inside the unit circle, the Cauchy’s residue theorem gives:

$$I_4^{(1)}(k) = 2\pi i (\text{Res}[f_4; z_1] + \text{Res}[f_4; z_3]). \quad (57)$$

Since both z_1 and z_3 are simple poles, their residues are easy to calculate:

$$\text{Res}[f_4; z_1] + \text{Res}[f_4; z_3] = \frac{-i}{w_+ - w_-} \left(\frac{1}{z_1 - z_2} + \frac{1}{z_4 - z_3} \right). \quad (58)$$

Inserting $w_+ - w_- = \frac{\sqrt{1-t_{AM}}}{t_{AM}k} \sqrt{C(k)}$, $z_1 - z_2 = -\sqrt{w_+^2 - 4}$ and $z_4 - z_3 = -\sqrt{w_-^2 - 4}$, we have

$$I_4^{(1)}(k) = -\frac{2\sqrt{2}\pi t_{AM}^2 k^2}{\sqrt{1-t_{AM}^2} \sqrt{C(k)}} \left[\frac{1}{\sqrt{D_+(k)}} + \frac{1}{\sqrt{D_-(k)}} \right]. \quad (59)$$

Then we evaluate $I_4^{(2)}(k)$ with poles shown in Fig. 3(d). To utilize the residue theorem, we construct a closed contour shown in Fig. 3(d), where the two poles z_1 and z_2 are removed by the arcs \mathcal{C}_{r1} and \mathcal{C}_{r2} whose radius approaches 0. To estimate the contributions from the two arcs:

$$\begin{aligned} \lim_{z \rightarrow z_1} (z - z_1) f_4(z) &= \frac{-i}{(z_1 - z_2)(w_+ - w_-)}, \\ \lim_{z \rightarrow z_2} (z - z_2) f_4(z) &= \frac{-i}{(z_2 - z_1)(w_+ - w_-)}. \end{aligned} \quad (60)$$

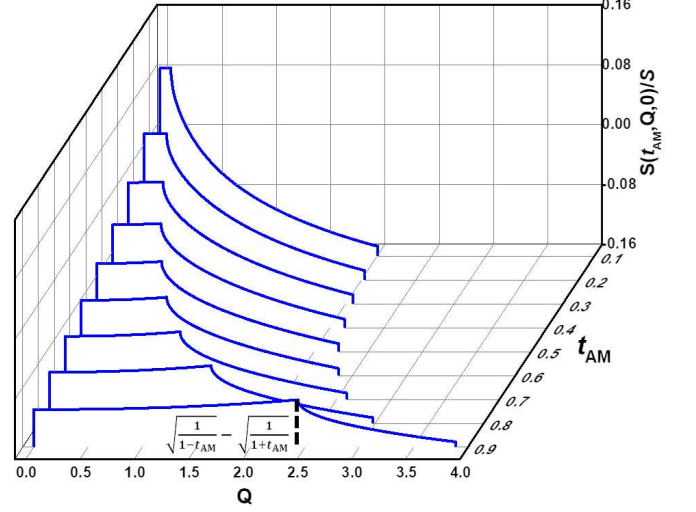


FIG. 4. $\frac{S(t_{AM}, Q, 0)}{S}$ for $\varepsilon_B = 0.05$ and $\mu = 1.00$.

According to Jordan’s lemma, the contributions of the two arcs cancel each other. Therefore:

$$\begin{aligned} I_4^{(2)}(k) &= 2\pi i \text{Res}[f_4; z_3], \\ &= -\frac{2\sqrt{2}\pi t_{AM}^2 k^2}{\sqrt{1-t_{AM}^2} \sqrt{C(k)}} \frac{1}{\sqrt{D_+(k)}}. \end{aligned} \quad (61)$$

For all poles on the unit circle, a closed contour can be constructed in Fig. 3(e) with no singularity inside the closed contour. For the integration over the four arcs, it is straightforward to prove that the contributions from z_1 and z_2 are cancelled, so are z_3 and z_4 . Therefore, $I_4^{(3)}(k) = 0$.

D. Integration over k

After integrating the angular component ϕ via contour integration, our next task is to integrate the radial component k :

$$I_4 = -\frac{1}{(2\pi)^2} \frac{ab}{2} \int_0^1 \frac{I_4(k)}{k} dk, \quad (62)$$

where $I_4(k)$ can take the form $I_4^{(i)}(k)$ ($i = 1, 2, 3$) according to (k, Q) .

For a given Q , it can intersect $Q_{c1}(k)$ and $Q_{c2}(k)$ with either two or one crossings. Therefore, there are two different regimes for Q : (i) $Q < 1/\sqrt{1-t_{AM}} - 1/\sqrt{1+t_{AM}}$; and (ii) $1/\sqrt{1-t_{AM}} - 1/\sqrt{1+t_{AM}} < Q < 1/\sqrt{1-t_{AM}} + 1/\sqrt{1+t_{AM}}$.

For Q belongs to regime (i), Q intersects $Q_{c1}(k)$ with two points k_{\pm} whose square are given by:

$$k_{\pm}^2 = 1 - t_{\text{AM}} + \frac{t_{\text{AM}}}{2}(1 - t_{\text{AM}}^2)Q^2 \pm \frac{1 - t_{\text{AM}}^2}{2}\sqrt{4Q^2 - (1 - t_{\text{AM}}^2)Q^4}. \quad (63)$$

So I_4 is calculated as,

$$I_4 = -\frac{1}{(2\pi)^2} \frac{ab}{2} \left[\int_0^{k_-} \frac{I_4^{(1)}(k)}{k} dk + \int_{k_-}^{k_+} \frac{I_4^{(2)}(k)}{k} dk \right] = -\frac{\sqrt{2}t_{\text{AM}}}{2\pi} \left[\int_0^{k_-} \frac{kdk}{\sqrt{C(k)}\sqrt{D_-(k)}} + \int_0^{k_+} \frac{kdk}{\sqrt{C(k)}\sqrt{D_+(k)}} \right]. \quad (64)$$

where nest square root exists in $\sqrt{D_{\pm}(k)}$. Thanks to the additional $\sqrt{C(k)}$, such a nest square root integration

can be evaluated in a closed form ($0 \leq n < m \leq 1$)

$$\int_n^m \frac{kdk}{\sqrt{C(k)}\sqrt{D_{\pm}(k)}} = -\frac{\sqrt{2}}{8t_{\text{AM}}} \ln \left| \frac{\sqrt{C(m)} \pm (1 - t_{\text{AM}}^2)Q + \sqrt{2D_{\pm}(m)}}{\sqrt{C(n)} \pm (1 - t_{\text{AM}}^2)Q + \sqrt{2D_{\pm}(n)}} \right|. \quad (65)$$

Inserting Eq. (65) into Eq. (64), we obtain

$$I_4 = \frac{1}{8\pi} \ln \left| \frac{a-b}{a+b} \right|. \quad (66)$$

For Q belongs to regime (ii), Q intersects $Q_{c1}(k)$ and $Q_{c2}(k)$ at k_- . The calculation is straightforward:

$$I_4 = -\frac{\sqrt{2}t_{\text{AM}}}{2\pi} \left[\int_0^{k_-} \frac{kdk}{\sqrt{C(k)}\sqrt{D_-(k)}} + \int_0^1 \frac{kdk}{\sqrt{C(k)}\sqrt{D_+(k)}} \right] = \frac{1}{8\pi} \left[\ln \left| \frac{a-b}{a+b} \right| + \ln \left| \frac{\sqrt{C(1)} + (1 - t_{\text{AM}}^2) + \sqrt{2D_+(1)}}{2t_{\text{AM}}\sqrt{4 - (1 - t_{\text{AM}}^2)Q^2}} \right| \right] \quad (67)$$

Eq. (66) and Eq. (67) constitute the main results of this work. The most import feature of Eq. (66) and Eq. (67) is that they are invariant under $t_{\text{AM}} \leftrightarrow -t_{\text{AM}}$. Due to the duality between I_4 and I_3 , such a feature gives $I_3 = I_4$.

E. Fixed chemical potential

With I_2 , I_3 , and I_4 evaluated, $S(t_{\text{AM}}, \mathbf{q}, 0)/\mathcal{A}$ now is calculated as:

$$\frac{S(t_{\text{AM}}, Q, 0)}{\mathcal{A}} = \frac{1}{4\pi} \begin{cases} \ln \sqrt{\frac{2\varepsilon_B}{\mu}} - \ln \left| \frac{a-b}{a+b} \right| - \ln \left| \sqrt{4 - (1 - t_{\text{AM}}^2)Q^2} \right|, & Q \in (0, \sqrt{\frac{1}{1-t_{\text{AM}}}} - \sqrt{\frac{1}{1+t_{\text{AM}}}}] \\ \ln \sqrt{\frac{2\varepsilon_B}{\mu}} - \ln \left| \frac{a-b}{a+b} \right| + \ln \left| \frac{2t_{\text{AM}}}{\sqrt{C(1)+(1-t_{\text{AM}}^2)+\sqrt{2D_+(1)}}} \right|, & Q \in (\sqrt{\frac{1}{1-t_{\text{AM}}}} - \sqrt{\frac{1}{1+t_{\text{AM}}}}, \sqrt{\frac{1}{1-t_{\text{AM}}}} + \sqrt{\frac{1}{1+t_{\text{AM}}}}] \end{cases} \quad (68)$$

Fig. 4 plot $S(t_{\text{AM}}, Q, 0)/\mathcal{A}$ for $\varepsilon_B = 0.05$ and $\mu = 1.00$. It is clear that $S(t_{\text{AM}}, Q, 0)$ increases slowly for Q in regime (i) and decreases rapidly in regime (ii), therefore $Q_c \equiv \sqrt{\frac{1}{1-t_{\text{AM}}}} - \sqrt{\frac{1}{1+t_{\text{AM}}}}$ is a kink for $S(t_{\text{AM}}, Q, 0)/\mathcal{A}$

which reaches the maximum value:

$$\left[\frac{S(t_{\text{AM}}, Q, 0)}{\mathcal{A}} \right]_{\text{max}} = \frac{1}{4\pi} \ln \left| \frac{\sqrt{2\varepsilon_B/\mu}}{\sqrt{1+t_{\text{AM}}} - \sqrt{1-t_{\text{AM}}}} \right|. \quad (69)$$

It is well known that the N phase is stable at $S(t_{\text{AM}}, Q, 0)/\mathcal{A} < 0$, therefore we see that the FFLO phase emerges at $Q = Q_c$ and $S(t_{\text{AM}}, Q, 0)/\mathcal{A} = 0$, the

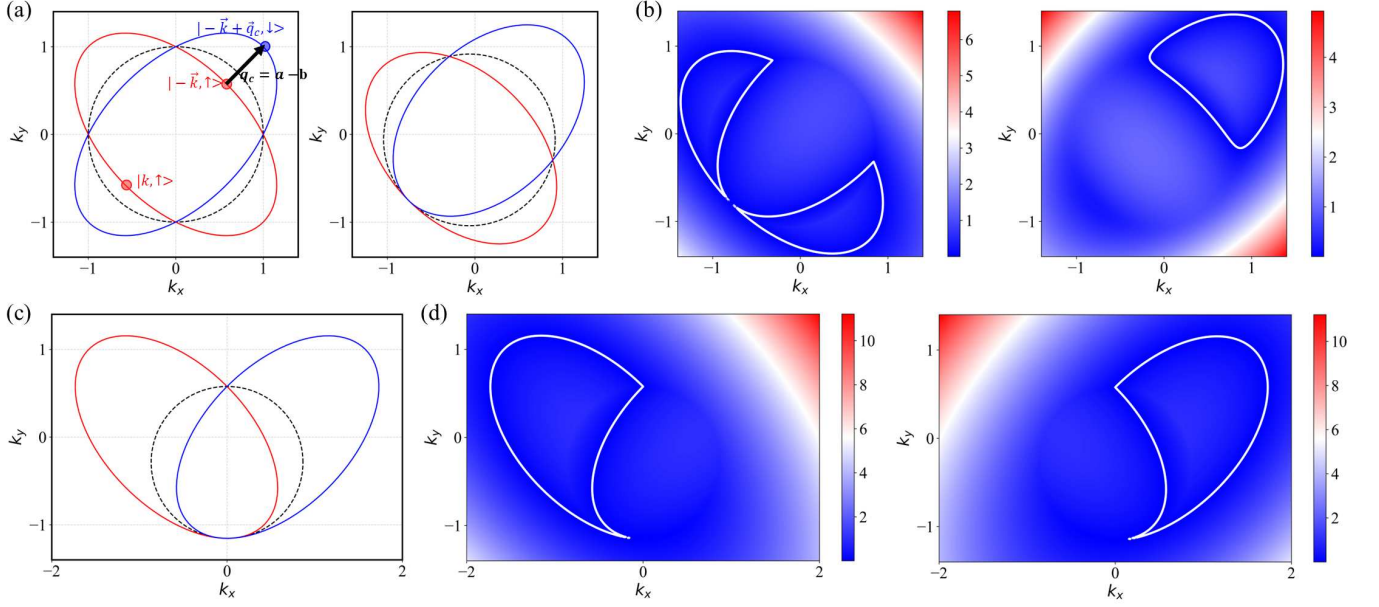


FIG. 5. (a) Fermi surface nesting for \mathbf{q} along (1, 1) direction; (b) BFS for $\mathbf{q} = (q_c/\sqrt{2}, q_c/\sqrt{2})$. (c) Fermi surface nesting for \mathbf{q} along (1, 0) direction. (d) BFS for $\mathbf{q} = (q_c, 0)$. Here $\Delta = 0$, $\mu = 1$, and $t_{AM} = 0.5$ for BFS plotting.

simultaneous solution of which leads to the critical t_{AM} for FFLO phase:

$$t_{AM, \text{FFLO}} = \sqrt{1 - \left(1 - \frac{\varepsilon_B}{\mu}\right)^2}, \frac{\mu}{\varepsilon_B} \geq 1 \quad (70)$$

In Fig. 2(a), we plot the FFLO phase boundary $t_{AM, \text{FFLO}}$ as the red curve. When $\mu < \varepsilon_B$, $S(t_{AM}, Q_c, 0) = 0$ has no solution and the system remains in the N phase. For $\mu \geq \varepsilon_B$ the FFLO phase emerges from the N phase side of the phase diagram, in agreement with our assumption that the decrease of t_{AM} leads to a continuous N-FFLO phase transition. From Fig. 2(a), t_{AM} has the largest window for observing FFLO phase when $\mu = \varepsilon_B$. After that, the window gradually shrinks.

In Soto-Garrido *et al.*⁸⁴, the integration over k is carried out within a shell around the Fermi surface, and such a finite range of integration leads to a flat $S(t_{AM}, Q, 0)/\mathcal{A}$. Based on such a result, Soto-Garrido *et al.*⁸⁴ claimed the absence of FFLO phase. Our results reveal the importance of full \mathbf{k} -integration in restoring the FFLO phase.

F. Fixed total particle number

The upper red curve, in Fig. 2(b), is the location of the continuous phase transition at a fixed total particle number. To achieve this, we utilize $\mu = \sqrt{1 - t_{AM}^2} \varepsilon_F$ again to obtain

$$t_{AM, \text{FFLO}} = \sqrt{\frac{1}{2} + \frac{\varepsilon_B}{\varepsilon_F} - \sqrt{\frac{1}{4} - \frac{\varepsilon_B}{\varepsilon_F}}}, \frac{\varepsilon_B}{\varepsilon_F} \leq \frac{1}{4} \quad (71)$$

This is shown as the upper red curve in Fig. 2(b). It is clear that the larger $\varepsilon_B/\varepsilon_F$ is, the wider the t_{AM} window for observing FFLO phase. Such a feature greatly facilitates the preparation of FFLO states in electronic superconductors.

G. Geometric interpretation

In previous section, we have shown that, for $\Delta = 0$, $S(t_{AM}, Q, 0)/\mathcal{A}$ exhibits a nonanalytic dependence on Q according to the contour integration of complex analysis. The nonanalyticity occurs at $Q_c = \sqrt{\frac{1}{1-t_{AM}}} - \sqrt{\frac{1}{1+t_{AM}}}$ which corresponds to $q_c = a - b$. As shown in Fig. 5(a), such a q_c is the critical momentum that two of the four crossings between the two Fermi ellipses ($E_{\mathbf{k}\pm} = A(\mathbf{k}) \pm B(\mathbf{k}) = 0$) and the black dashed circle ($A(\mathbf{k}) = 0$) becomes one tangent point.

We note that the black dashed circle in Fig. 5(a) is where the denominator of the first term in Eq. (44) vanishes. i.e. it represents gapless excitations. Therefore the onset of FFLO phase here is accompanied by the decrease of gapless excitations. Such a fact is in huge contrast with FFLO phase driven by magnetic field, where FFLO phase emerges when the crossing point increase from 0 to 1.

The physical meaning of q_c can also be understood through the robustness of the BFS. Since the BFS is protected by the topological invariant l , it remains stable until a topological phase transition occurs. This transition is precisely what happens at q_c : as shown in Fig. 5(b), the number of BFS decreases from 4 to 3 at this

critical momentum.

Motivated by the above analysis, we may determine q_c when \mathbf{q} is along the (1,0) (or equivalently (0,1)) direction, where obtaining a closed form of $S(t_{AM}, Q, 0)/\mathcal{A}$ is difficult. Fig. 5(c) demonstrates the condition when the number of crossings decreases from 4 to 2, and the corresponding q_c is

$$q_c = \frac{\sqrt{2}(a^2 - b^2)}{\sqrt{a^2 + b^2}} = 2\sqrt{\frac{\mu t_{AM}^2}{1 - t_{AM}^2}}. \quad (72)$$

As elaborated in Appendix A, our numerical simulation verifies that Eq. (72) indeed gives a good estimate of the actual q_c when \mathbf{q} is along the (1,0) direction.

VI. CONCLUSIONS AND OUTLOOKS

In summary, we have analytically investigated the ground-state phase diagram of 2D spin-1/2 Fermi gases exhibiting *d*-wave altermagnetic spin splitting in the presence of *s*-wave pairing, within the framework of BdG mean-field theory. Under both fixed chemical potential and fixed total particle number conditions, we identify four distinct phases as illustrated in Fig. 2. Our results definitely confirm the existence of FFLO states under *s*-wave pairing, thereby resolving previous contradictory conclusions in the literatures. In addition, we provide a geometric interpretation of the onset \mathbf{q}_c of FFLO states, offering intuitive insight into its origin. Quite unexpectedly, we also discover a nodal SF, characterized by the TBFS. Given the simplicity of the system - a single band, without external magnetic field, and under nodeless *s*-wave pairing - the presence of TBFS is both surprising and compelling.

Fig. 2 illustrates the fundamental relationship between anisotropic NRSS and attractive pairing. When the attractive pairing is strong, BCS state is expected with a zero-momentum and fully gapped Fermi surface. Meanwhile, for a very large anisotropic NRSS, the metallic normal phase is anticipated. Nodal SF and FFLO occur when anisotropic NRSS and attractive pairing are both at intermediate strength. All phases can be realized in either ultracold gases or electronic superconductors by choosing an appropriate t_{AM} . In the context of ultracold gases, a large t_{AM} is required as shown in Fig. 2(a), so we can access to all four phases via tuning the two-body interactions ε_B through Feshbach resonance¹⁰². For electronic superconductors, a small t_{AM} suffices, as shown in Fig. 2(b). By increasing the Fermi energy ε_F via techniques like electrostatic gating¹⁰³, we can sequentially observe BCS, nodal SF, FFLO, and normal phases.

We conclude this section by noting several natural extensions of this work. First, incorporating additional physical ingredients - such as external magnetic fields, spin-orbit coupling, *d*-wave pairing, and finite temperature - could significantly enrich the phase diagram and reveal new emergent pairing phenomena. Second, while

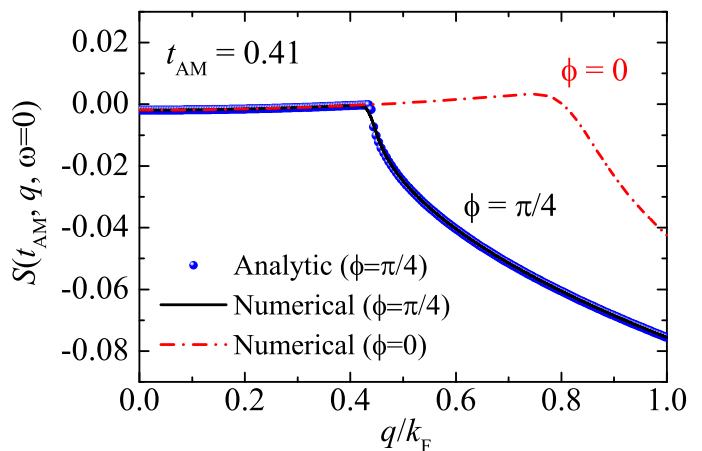


FIG. 6. The inverse vertex function $S(t_{AM}, q, \omega = 0)$ as a function of the center-of-mass momentum q , along the x -axis (1,0) direction (red dot-dashed line) and along the diagonal (1,1) direction (black solid line and blue circles). Here, we consider an altermagnetic coupling strength $t_{AM} = 0.41$. The numerical calculations are carried out at a negligible temperature $T = 0.005\varepsilon_F/k_B$, with a binding energy $\varepsilon_B = 0.08\varepsilon_F$ and a chemical potential $\mu = \sqrt{1 - t_{AM}^2}\varepsilon_F \simeq 0.912\varepsilon_F$.

our analysis is based on the simplest single-plane-wave ansatz here, higher plane-wave FFLO ansatz such as the LO state with $\Delta(\mathbf{x}) = \Delta \cos(\mathbf{q} \cdot \mathbf{x})$ are expected to be energetically more favorable. Finally, the topological BFS uncovered in this work may provide a fertile platform for realizing Majorana bound states, opening the door to potential applications in topological quantum computation.

ACKNOWLEDGMENTS

We thank Jia Wang for helpful discussions. This research was supported by the Australian Research Council's (ARC) Discovery Program, Grants Nos. DP240101590 (H.H.) and DP240100248 (X.-J.L.).

Appendix A: Numerical calculations of the inverse vertex function $S(t_{AM}, \mathbf{q}, \omega = 0)$

In the inverse vertex function $S(t_{AM}, \mathbf{q}, \omega = 0)$, the two-dimensional integration over the momentum \mathbf{k} could be performed numerically. In Fig. 6, we present a comparison between the numerical results and the analytic expression given in Eq. (68), for the case where the center-of-mass momentum \mathbf{q} lies along the diagonal direction (i.e., the (1,1) direction with $\phi = \pi/4$), at the binding energy $\varepsilon_B = 0.08\varepsilon_F$. On the scale of the figure, the two theoretical predictions appear nearly indistinguishable, even though a small temperature $T = 0.005\varepsilon_F/k_B$ has been introduced in the numerical calculation to smooth out the sharpness of the Fermi surface.

In Fig. 6, we also present the numerical result for the

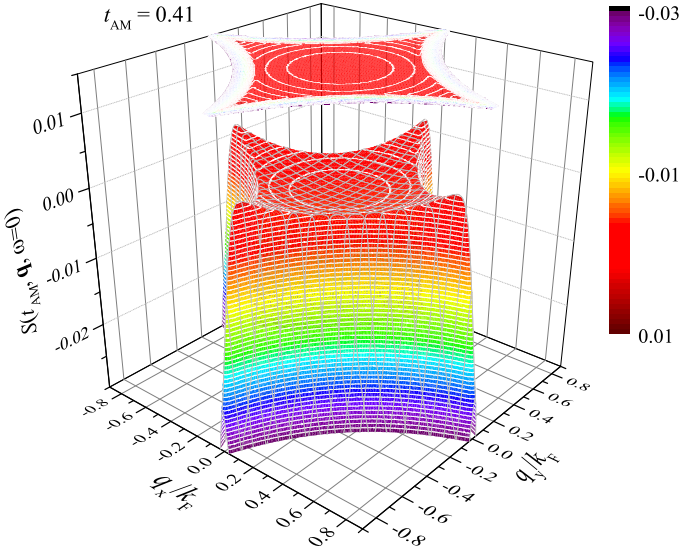


FIG. 7. A three-dimensional plot of the inverse vertex function $S(t_{\text{AM}}, \mathbf{q}, \omega=0)$ as functions of q_x and q_y . The parameters used in the numerical calculations are the same as in Fig. 6.

case where the center-of-mass momentum \mathbf{q} is along the x -direction with $\phi = 0$, a configuration for which an ana-

lytic expression is not available. Interestingly, we observe that the inverse vertex function reaches its maximum at $\phi = 0$, rather than at $\phi = \pi/4$. This trend is most clearly illustrated in the three-dimensional plot of the inverse vertex function shown in Fig. 7. Despite this angular dependence, the peak values of $S(t_{\text{AM}}, \mathbf{q}, \omega=0)$ at different ϕ are relatively close, implying that the critical altermagnetic coupling strength $t_{\text{AM,FFLO}}$ in Eq. (70) and Eq. (71) remains highly accurate. To verify this, we numerically determine $t_{\text{AM,FFLO}}(\phi = \pi/4) = 0.409$, which is in excellent agreement with the analytic result from Eq. (71), and $t_{\text{AM,FFLO}}(\phi = 0) = 0.433$. The small discrepancy between these two critical values confirms that it is reasonable to approximate

$$t_{\text{AM,FFLO}} = t_{\text{AM,FFLO}}(\phi = 0), \quad (\text{A1})$$

$$\simeq t_{\text{AM,FFLO}}(\phi = \pi/4). \quad (\text{A2})$$

Therefore, the red curves in the phase diagram Fig. 2 are nearly unchanged, if we take into account the angular dependence of $S(t_{\text{AM}}, \mathbf{q}, \omega=0)$ on the momentum \mathbf{q} .

Finally, we check the critical momentum q_c when the center-of-mass momentum \mathbf{q} is oriented along the $(1, 0)$ direction ($\phi = 0$). From the red dashed line in Fig. 6, we estimate $q_c(\phi = 0) \simeq 0.80k_F$. This numerically determined value is in good agreement with the analytic prediction Eq. (72) from the geometric consideration, which yields $q_c(\phi = 0) \simeq 0.86k_F$ at $t_{\text{AM}} = 0.41$.

- ¹ P. Fulde and R. A. Ferrell, Superconductivity in a Strong Spin-Exchange Field, *Phys. Rev.* **135**, A550 (1964).
- ² A. I. Larkin and Yu. N. Ovchinnikov, Nonuniform state of superconductors, *Zh. Eksp. Teor. Fiz.* **47**, 1136 (1964) [*Sov. Phys. JETP* **20**, 762 (1965)].
- ³ J. Bardeen, L.N. Cooper, and J. R. Schrieffer, Theory of superconductivity, *Phys. Rev.* **108**, 1175 (1957).
- ⁴ R. Casalbuoni and G. Nardulli, Inhomogeneous superconductivity in condensed matter and QCD, *Rev. Mod. Phys.* **76**, 263 (2004).
- ⁵ M. G. Alford, K. Rajagopal, T. Schaefer, and A. Schmitt, Color superconductivity in dense quark matter, *Rev. Mod. Phys.* **80**, 1455 (2008).
- ⁶ H. Hu and X.-J. Liu, Mean-field phase diagrams of imbalanced Fermi gases near a Feshbach resonance, *Phys. Rev. A* **73**, 051603(R) (2006).
- ⁷ H. Hu, X.-J. Liu, and P. D. Drummond, Phase diagram of a strongly interacting polarized Fermi gas in one dimension, *Phys. Rev. Lett.* **98**, 070403 (2007).
- ⁸ X.-J. Liu, H. Hu, and P. D. Drummond, Fulde-Ferrell-Larkin-Ovchinnikov states in one-dimensional spin-polarized ultracold atomic Fermi gases, *Phys. Rev. A* **76**, 043605 (2007).
- ⁹ L. Radzihovsky and A. Vishwanath, Quantum liquid crystals in an imbalanced Fermi gas: fluctuations and fractional vortices in Larkin-Ovchinnikov states, *Phys. Rev. Lett.* **103**, 010404 (2009).
- ¹⁰ Y.-A. Liao, A. S. C. Rittner, T. Paprotta, W. Li, G. B. Partridge, R. G. Hulet, S. K. Baur, and E. J. Mueller,

- Spin-imbalance in a one-dimensional Fermi gas, *Nature* **467**, 567 (2010).
- ¹¹ X.-J. Liu and H. Hu, Inhomogeneous Fulde-Ferrell superfluidity in spin-orbit-coupled atomic Fermi gases, *Phys. Rev. A* **87**, 051608(R) (2013).
- ¹² Y. Cao, S.-H. Zou, X.-J. Liu, S. Yi, G.-L. Long, and H. Hu, Gapless Topological Fulde-Ferrell Superfluidity in Spin-Orbit Coupled Fermi Gases, *Phys. Rev. Lett.* **113**, 115302 (2014).
- ¹³ M. Takahashi, T. Mizushima, and K. Machida, Multiband effects on Fulde-Ferrell-Larkin-Ovchinnikov states of Pauli-limited superconductors, *Phys. Rev. B* **89**, 064505 (2014).
- ¹⁴ D. E. Sheehy, Fulde-Ferrell-Larkin-Ovchinnikov state of two-dimensional imbalanced Fermi gases, *Phys. Rev. A* **92**, 053631 (2015).
- ¹⁵ J. Wang, Y. Che, L. Zhang, and Q. Chen, Instability of Fulde-Ferrell-Larkin-Ovchinnikov states in atomic Fermi gases in three and two dimensions, *Phys. Rev. B* **97**, 134513 (2018).
- ¹⁶ T. Kawamura and Y. Ohashi, Feasibility of a Fulde-Ferrell-Larkin-Ovchinnikov superfluid Fermi atomic gas, *Phys. Rev. A* **106**, 033320 (2022).
- ¹⁷ H. Shimahara, Fulde-Ferrell state in quasi-two-dimensional superconductors, *Phys. Rev. B* **50**, 12760 (1994).
- ¹⁸ W. E. Pickett, R. Weht, and A. B. Shick, Superconductivity in ferromagnetic $\text{RuSr}_2\text{GdCu}_2\text{O}_8$, *Phys. Rev. Lett.* **99**, 3713 (1999).

- ¹⁹ H. A. Radovan, N. A. Fortune, T. P. Murphy, S. T. Hannahs, E. C. Palm, S. W. Tozer, and D. Hall, Magnetic enhancement of superconductivity from electron spin domains, *Nature* **425**, 51 (2003).
- ²⁰ S. Uji, T. Terashima, M. Nishimura, Y. Takahide, T. Konoike, K. Enomoto, H. Cui, H. Kobayashi, A. Kobayashi, H. Tanaka *et al.*, Vortex dynamics and the Fulde-Ferrell-Larkin-Ovchinnikov state in a Magnetic-Field-Induced Organic Superconductor, *Phys. Rev. Lett.* **97**, 157001 (2006).
- ²¹ Y. Matsuda and H. Shimahara, Fulde-Ferrell-Larkin-Ovchinnikov state in heavy fermion superconductors, *J. Phys. Soc. Jpn.* **76**, 051005 (2007).
- ²² M. Kenzelmann, T. Strässle, C. Niedermayer, M. Sigrist, B. Padmanabhan, M. Zolliker, A. D. Bianchi, R. Movshovich, E. D. Bauer, J. L. Sarrao *et al.*, Coupled superconducting and magnetic order in CeCoIn₅, *Science* **321**, 1652 (2008).
- ²³ H. Mayaffre, S. Krämer, M. Hovatić, C. Berthier, K. Miyagawa, K. Kanoda, and V. F. Mitrović, Evidence of Andreev bound states as a hallmark of the FFLO phase in κ -(BEDT-FFT)₂Cu(NCS)₂, *Nat. Phys.* **10**, 928 (2014).
- ²⁴ C. Cho, J. H. Yang, N. F. Q. Yuan, J. Shen, T. Wolf, and R. Lortz, Thermodynamic evidence for the Fulde-Ferrell-Larkin-Ovchinnikov state in the KFe₂As₂ superconductor, *Phys. Rev. Lett.* **119**, 217002 (2017).
- ²⁵ C.-X. Liu, Unconventional superconductivity in bilayer transition metal dichalcogenides, *Phys. Rev. Lett.* **118**, 087001 (2017).
- ²⁶ D. Zhao, L. Debbeler, M. Kühne, S. Fecher, N. Gross, and J. Smet, Evidence of finite-momentum pairing in a centrosymmetric bilayer, *Nat. Phys.* **19**, 1599 (2023).
- ²⁷ P. Wan, O. Zheliuk, N. F. Q. Yuan, X. Peng, L. Zhang, M. Liang, U. Zeitler, S. Wiedmann, N. E. Hussey, T. T. M. Palstra *et al.*, Orbital Fulde-Ferrell-Larkin-Ovchinnikov state in an Ising superconductor, *Nature* **619**, 46 (2023).
- ²⁸ L. Šmejkal, J. Sinova, and T. Jungwirth, Beyond conventional ferromagnetism and antiferromagnetism: a phase with nonrelativistic spin and crystal rotation symmetry, *Phys. Rev. X* **12**, 031042 (2022).
- ²⁹ L. Šmejkal, J. Sinova, and T. Jungwirth, Emerging Research Landscape of Altermagnetism, *Phys. Rev. X* **12**, 040501 (2022).
- ³⁰ I. Mazin, Editorial: altermagnetism-a new punch line of fundamental magnetism, *Phys. Rev. X* **12**, 040002 (2022).
- ³¹ L. Bai, W. Feng, S. Liu, L. Šmejkal, Y. Mokrousov, and Y. Yao, Altermagnetism: exploring new frontiers in magnetism and spintronics, *Adv. Func. Mater.* **34**, 2409327 (2024).
- ³² C. Song, H. Bai, Z. Zhou, L. Han, H. Reichlova, J. H. Dil, J. Liu, X. Chen, and F. Han, Altermagnets as a new class of functional materials, *Nat. Rev. Mater.* **10**, 473 (2025).
- ³³ Z. Guo, X. Wang, W. Wang, G. Zhang, X. Zhou, and Z. Cheng, Spin-polarized antiferromagnets for spintronics, *Adv. Mater.* *****, 2505779 (2025).
- ³⁴ T. Jungwirth, R. M. Fernandes, E. Fradkin, A. H. MacDonald, J. Sinova, and L. Šmejkal, Altermagnetism: an unconventional spin-ordered phase of matter, *Newton* **1**, 100162 (2025).
- ³⁵ T. Jungwirth, J. Sinova, R. M. Fernandes, Q. Liu, H. Watanabe, S. Murakami, S. Nakatsuji, and L. Šmejkal, Symmetry, microscopy and spectroscopy signatures of altermagnetism, arXiv:2506.22860.
- ³⁶ S. Lee, S. Lee, S. Jung, J. Jung, D. Kim, Y. Lee, B. Seok, J. Kim, B. G. Park, L. Šmejkal *et al.*, Broken Kramers degeneracy in altermagnetic MnTe, *Phys. Rev. Lett.* **132**, 036702 (2024).
- ³⁷ T. Osumi, S. Souma, T. Aoyama, K. Yamauchi, A. Honma, K. Nakayama, T. Takahashi, K. Ohgushi, and T. Sato, Observation of a giant band splitting in altermagnetic MnTe, *Phys. Rev. B* **109**, 115102 (2024).
- ³⁸ S. Reimers, L. Odenbreit, L. Šmejkal, V. N. Strocov, P. Constantinou, A. B. Hellenes, R. J. Ubiergo, W. H. Campos, V. K. Bharadwaj, A. Chakraborty *et al.*, Direct observation of altermagnetic band splitting in CrSb thin films, *Nat. Commun.* **15**, 2116 (2024).
- ³⁹ J. Ding, Z. Jiang, X. Chen, Z. Tao, Z. Liu, T. Li, J. Liu, J. Sun, J. Cheng, J. Liu *et al.*, Large band splitting in *g*-wave altermagnet CrSb, *Phys. Rev. Lett.* **133**, 206401 (2024).
- ⁴⁰ J. Krempaský, L. Šmejkal, S. W. D'Souza, M. Hajlaoui, G. Springholz, K. Uhlířová, F. Alarab, P. C. Constantinou, V. Strocov, D. Usanov *et al.*, Altermagnetic lifting of Kramers spin degeneracy, *Nature* **626**, 517 (2024).
- ⁴¹ G. Yang, Z. Li, S. Yang, J. Li, H. Zheng, W. Zhu, Z. Pan, Y. Xu, S. Cao, W. Zhao *et al.*, Three-dimensional mapping and electronic origin of large altermagnetic splitting near Fermi level in CrSb, *Nat. Commun.* **16**, 1442 (2025).
- ⁴² M. Leiviskä, J. Rial, A. Badúra, R. L. Seeger, I. Kounta, S. Beckert, D. Kriegner, I. Joumard, E. Schmoranzarová, J. Sinova *et al.*, Anisotropy of the anomalous Hall effect in thin films of the altermagnet candidate Mn₅Si₃, *Phys. Rev. B* **109**, 224430 (2024).
- ⁴³ L. Han, X. Fu, R. Peng, J. Dai, L. Liu, Y. Li, Y. Zhang, W. Zhu, H. Bai, Y. Zhou *et al.*, Electric 180° switching of Néel vector in spin-splitting antiferromagnet, *Sci. Adv.* **10**, eadn0479 (2024).
- ⁴⁴ Z. Zhou, X. Cheng, M. Hu, R. Chu, H. Bai, L. Han, J. Liu, P. Pan, and C. Song, Manipulation of the altermagnetic order in CrSb via crystal symmetry, *Nature* **638**, 645 (2025).
- ⁴⁵ B. Jiang, M. Hu, J. Bai, Z. Song, C. Mu, G. Qu, W. Li, W. Zhu, H. Pi, Z. Wei, Discovery of a metallic room-temperature *d*-wave altermagnet KV₂Se₂O, *Nat. Phys.* **21**, 754 (2025).
- ⁴⁶ F. Zhang, X. Cheng, Z. Yin, C. Liu, L. Deng, Y. Qiao, Z. Shi, S. Zhang, J. Lin, Z. Liu *et al.*, Crystal-symmetry-paired spin-valley locking in a layered room-temperature antiferromagnet, *Nat. Phys.* **21**, 760 (2025).
- ⁴⁷ M. Naka, S. Hayami, H. Kusunose, Y. Yanagi, Y. Motome and H. Seo, Spin current generation in organic antiferromagnets, *Nat. Commun.* **10**, 4305 (2019).
- ⁴⁸ L. Šmejkal, R. González-Hernández, T. Jungwirth, and J. Sinova, Crystal time-reversal symmetry breaking and spontaneous Hall effect in collinear antiferromagnets, *Sci. Adv.* **6**, eaaz8809 (2020).
- ⁴⁹ H. Reichlova, R. L. Seeger, R. González-Hernández, I. Kounta, R. Schlitz, D. Kriegner, P. Ritzinger, M. Lamme, M. Leiviskä, A. B. Hellenes *et al.*, Observation of a spontaneous anomalous Hall response in the Mn₅Si₃ *d*-wave altermagnet candidate, *Nat. Commun.* **15**, 4961 (2024).
- ⁵⁰ Y. Fang, J. Cano, and S. A. A. Ghorashi, Quantum geometry induced nonlinear transport in altermagnets, *Phys. Rev. Lett.* **133**, 106701 (2024).
- ⁵¹ J. Gong, Y. Wang, Y. Han, Z. Cheng, X. Wang, Z.-M. Yu, and Y. Yao, Hidden real topology and unusual magnetoelectric responses in two-dimensional antiferromagnets,

- Adv. Mater.* **36**, 2402232 (2024).
- ⁵² Y.-X. Li, Y. Liu, and C.-C. Liu, Creation and manipulation of higher-order topological states by altermagnets, *Phys. Rev. B* **109**, L201109 (2024).
 - ⁵³ R. González-Hernández, H. Serrano, and B. Uribe, Spin Chern number in altermagnets, *Phys. Rev. B* **111**, 085127 (2025).
 - ⁵⁴ Z. Liu and N. V. Medhekar, d-wave polarization-spin locking in two-dimensional altermagnets, arXiv: 2502.16103.
 - ⁵⁵ I. I. Mazin, Notes on altermagnetism and superconductivity, arXiv: 2203.05000.
 - ⁵⁶ D. Zhu, Z.-Y. Zhuang, Z. Wu, and Z. Yan, Topological superconductivity in two-dimensional altermagnetic metals, *Phys. Rev. B* **108**, 184505 (2023).
 - ⁵⁷ B. Brekke, A. Brataas, and A. Sudbø, Two-dimensional altermagnets: superconductivity in a minimal microscopic model, *Phys. Rev. B* **108**, 224421 (2023).
 - ⁵⁸ A. Bose, S. Vadnais, and A. Paramakanti, Altermagnetism and superconductivity in a multiorbital t-J model, *Phys. Rev. B* **110**, 205120 (2024).
 - ⁵⁹ Y.-M. Wu, Y. Wang, and R. M. Fernandes, Intra-unit-cell singlet pairing mediated by altermagnetic fluctuations, arXiv: 2506.04356.
 - ⁶⁰ Y.-X. Li, Realizing tunable higher-order topological superconductors with altermagnets, *Phys. Rev. B* **109**, 224502 (2024).
 - ⁶¹ V. S. de Carvalho and H. Freire, Unconventional superconductivity in altermagnets with spin-orbit coupling, *Phys. Rev. B* **110**, L220503 (2024).
 - ⁶² D. Chakraborty and A. M. Black-Schaffer, Constraints on superconducting pairing in altermagnets, *Phys. Rev. B* **112**, 014516 (2025).
 - ⁶³ Y.-X. Li, and C.-C. Liu, Majorana corner modes and tunable patterns in an altermagnetic heterostructure, *Phys. Rev. B* **108**, 205410 (2023).
 - ⁶⁴ S. A. A. Ghorashi, T. L. Hughes, and J. Cano, Altermagnetic routes to Majorana modes in zero net magnetization, *Phys. Rev. Lett.* **133**, 106601 (2024).
 - ⁶⁵ T. Hodge, E. Mascot, and S. Rachel, Altermagnet-superconductor heterostructure: a scalable platform for braiding of Majorana modes, arXiv: 2506.08095.
 - ⁶⁶ J. A. Ouassou, A. Brataas, and J. Linder, dc Josephson effect in altermagnets, *Phys. Rev. Lett.* **131**, 076003 (2023).
 - ⁶⁷ B. Lu, K. Maeda, H. Ito, K. Yada, and Y. Tanaka, ϕ Josephson junction induced by altermagnetism, *Phys. Rev. Lett.* **133**, 226002 (2024).
 - ⁶⁸ Y. Fukaya, K. Maeda, K. Yada, J. Cayao, Y. Tanaka, and B. Lu, Josephson effect and odd-frequency pairing in superconducting junctions with unconventional magnets, *Phys. Rev. B* **111**, 064502 (2025).
 - ⁶⁹ S. Banerjee and M. S. Scheurer, Altermagnetic superconducting diode effect, *Phys. Rev. B* **110**, 024503 (2024).
 - ⁷⁰ D. Chakraborty and A. M. Black-Schaffer, Perfect superconducting diode effect in altermagnets, *Phys. Rev. Lett.* **135**, 026001 (2025).
 - ⁷¹ M. Papaj, Andreev reflection at the altermagnet-superconductor interface, *Phys. Rev. B* **108**, L060508 (2023).
 - ⁷² C. Sun, A. Brataas, and J. Linder, Andreev reflection in altermagnets, *Phys. Rev. B* **108**, 054511 (2023).
 - ⁷³ S. Das and A. Soori, Crossed Andreev reflection in altermagnets, *Phys. Rev. B* **109**, 245424 (2024).
 - ⁷⁴ M. Wei, L. Xiang, F. Xu, L. Zhang, G. Tang, and J. Wang, Gapless superconducting state and mirage gap in altermagnets, *Phys. Rev. B* **109**, L201404 (2024).
 - ⁷⁵ V. S. de Carvalho and H. Freire, Unconventional superconductivity in altermagnets with spin-orbit coupling, *Phys. Rev. B* **110**, L220503 (2024).
 - ⁷⁶ N. Parthenios, P. M. Bonetti, R. González-Hernández, W. H. Campos, L. Šmejkal, and L. Classen, Spin and pair density waves in 2D altermagnetic metals, arXiv:2502.19270.
 - ⁷⁷ K. Maki, Effect of Pauli paramagnetism on magnetic properties of high-field superconductors, *Phys. Rev.* **148**, 362 (1966).
 - ⁷⁸ L. W. Gruenberg and L. Gunther, Fulde-Ferrell effect in type-II superconductors, *Phys. Rev. Lett.* **16**, 996 (1966).
 - ⁷⁹ Y. Nambu, Quasi-particles and gauge invariance in the theory of superconductivity, *Phys. Rev.* **117**, 648 (1960).
 - ⁸⁰ J. Goldstone, Field theories with superconductor solutions, *Nuovo Cimento* **19**, 154 (1961).
 - ⁸¹ J. Goldstone, A. Salam, and S. Weinberg, Broken symmetries, *Phys. Rev.* **127**, 965 (1962).
 - ⁸² C. Wu, K. Sun, E. Fradkin, and S. C. Zhang, Fermi liquid instabilities in the spin channel, *Phys. Rev. B* **75**, 1151103 (2007).
 - ⁸³ A. E. Feiguin and M. P. A. Fisher, Exotic paired states with anisotropic spin-dependent Fermi surfaces, *Phys. Rev. Lett.* **103**, 025303 (2009).
 - ⁸⁴ R. Soto-Garrido and E. Fradkin, Pair-density-wave superconducting states and electronic liquid-crystal phases, *Phys. Rev. B* **89**, 165126 (2014).
 - ⁸⁵ J. Gukelberger, E. Kozik, L. Pollet, N. Prokif'ev, M. Sigrist, B. Svistunov, and M. Troyer, p -wave superfluidity by spin-nematic Fermi surface deformation, *Phys. Rev. Lett.* **113**, 195301 (2014).
 - ⁸⁶ S. Sumita, M. Naka, and H. Seo, Fulde-Ferrell-Larkin-Ovchinnikov state induced by antiferromagnetic order in κ -type organic conductors, *Phys. Rev. Res.* **5**, 043171 (2023).
 - ⁸⁷ D. Chakraborty and A. M. Black-Schaffer, Zero-field finite-momentum and field-induced superconductivity in altermagnets, *Phys. Rev. B* **110**, L060508 (2024).
 - ⁸⁸ S.-B. Zhang, L.-H. Hu, and T. Neupert, Finite-momentum Cooper pairing in proximitized altermagnets, *Nat. Commun.* **15**, 1801 (2024).
 - ⁸⁹ S. Hong, M. J. Park, and K.-M. Kim, Unconventional p -wave and finite-momentum superconductivity induced by altermagnetism through the formation of Bogoliubov Fermi surface, *Phys. Rev. B* **111**, 054501 (2025).
 - ⁹⁰ H. Hu, Z. Liu, and X.-J. Liu, Unconventional superconductivity of an altermagnetic metal: polarized BCS and inhomogeneous Fulde-Ferrell-Larkin-Ovchinnikov states, arXiv:2505.10196.
 - ⁹¹ H. Hu and X.-J. Liu, Quantum Lifshitz points in an altermagnetic metal, arXiv:2505.10242.
 - ⁹² L. He, H. Lü, G. Cao, H. Hu, and X.-J. Liu, Quantum fluctuations in the BCS-BEC crossover of two-dimensional Fermi gases, *Phys. Rev. A* **92**, 023620 (2015).
 - ⁹³ G. E. Volovik, Superconductivity with lines of GAP nodes: density of states in the vortex, *JETP Lett.* **58**, 469 (1993).
 - ⁹⁴ D. F. Agterberg, P. M. R. Brydon, and C. Timm, Bogoliubov Fermi surfaces in superconductors with broken time-reversal symmetry, *Phys. Rev. Lett.* **118**, 127001 (2017).
 - ⁹⁵ Y. X. Zhao, A. P. Schnyder, and Z. D. Wang, Unified theory of PT and CP invariant topological metals and nodal superconductors, *Phys. Rev. Lett.* **116**, 156402 (2016).

- ⁹⁶ K. Yang and S. L. Sondhi, Response of a $d_{x^2-y^2}$ superconductor to a Zeeman magnetic field, *Phys. Rev. B* **57**, 8566 (1998).
- ⁹⁷ C. Setty, Y. Cao, A. Kreisel, S. Bhattacharyya, and P. J. Hirschfeld Topological ultranodal pair states in iron-based superconductors, *Phys. Rev. B* **102**, 064504 (2020).
- ⁹⁸ Z. Zhu, M. Papaj, X.-A. Nie, H.-K. Xu, Y.-S. Gu, X. Yang, D. Guan, S. Wang, Y. Li, C. Liu *et al.*, Discovery of segmented Fermi surface induced by Cooper pair momentum, *Science* **374**, 1381 (2021).
- ⁹⁹ P. M. R. Brydon, D. F. Agterberg, H. Menke, and C. Timm, Bogoliubov Fermi surfaces: general theory, magnetic order and topology, *Phys. Rev. B* **98**, 224509 (2018).
- ¹⁰⁰ C. J. Lapp, G. Börner, and C. Timm, Experimental consequences of Bogoliubov Fermi surfaces, *Phys. Rev. B* **101**, 024505 (2020).
- ¹⁰¹ C. Setty, S. Bhattacharyya, Y. Cao, A. Kreisel, and P. J. Hirschfeld Topological ultranodal pair states in iron-based superconductors, *Nat. Commun.* **11**, 523 (2020).
- ¹⁰² C. Chin, R. Grimm, P. Julienne, and E. Tiesinga, Feshbach resonances in ultracold gases, *Rev. Mod. Phys.* **82**, 1225 (2010).
- ¹⁰³ Y. Wu, D. Li, C.-L. Wu, H. Y. Hwang, and Y. Cui, Electrostatic gating and intercalation in 2D materials, *Nat. Rev. Mater.* **8**, 41 (2023).