

Enhancing Small LLM Alignment through Margin-Based Objective Modifications under Resource Constraints

Daren Yao and Jinsong Yuan and Ruike Chen
Carnegie Mellon University
{darenyao, jinsongy, ruikec}@andrew.cmu.edu

Abstract

Small large language models (LLMs) often face difficulties in aligning output to human preferences, particularly when operating under severe performance gaps. In this work, we propose two lightweight DPO-based variants—Adaptive Margin-Sigmoid Loss and APO-hinge-zero—to better address underperformance scenarios by introducing margin-based objectives and selective update mechanisms.

Our APO-hinge-zero method, which combines hinge-induced hard-example mining with the chosen-focused optimization of APO-zero, achieves strong results. In AlpacaEval, APO-hinge-zero improves the win rate by +2.0 points and the length-controlled win rate by +1.4 points compared to the APO-zero baseline. In MT-Bench, our methods maintain competitive performance in diverse categories, particularly excelling in STEM and Humanities tasks.

These results demonstrate that simple modifications to preference-based objectives can significantly enhance small LLM alignment under resource constraints, offering a practical path toward more efficient deployment.

1 Introduction

Large language models (LLMs) have led to significant gains in natural language processing tasks, producing coherent and contextually apt text. Yet even state-of-the-art models often yield outputs that deviate from human preferences, motivating extensive research into alignment techniques ranging from reinforcement learning with human feedback (RLHF) to Direct Preference Optimization (DPO) (Wang et al., 2024).

Although alignment research has predominantly focused on large-scale models with tens of billions of parameters, many real-world applications, particularly those constrained by cost, computation, or privacy, require the deployment of much

smaller models (under 1B parameters). Recent studies (Chen and Varoquaux, 2024) highlight the strategic importance of small LLMs for low-latency inference, edge computing, and private environments. However, aligning small models remains especially challenging due to their limited capacity to faithfully represent complex user preferences.

In this project, we address the question: *Can lightweight modifications to preference-based alignment objectives substantially improve small LLMs under resource constraints?* Motivated by the observation that standard DPO formulations may not fully accommodate the performance gaps typical of small LLMs, we explore novel objective variants that integrate margin-based mechanisms. Specifically, we introduce **Adaptive Margin-Sigmoid Loss** and **APO-hinge-zero** (with a Softplus variant), with the aim of improving alignment efficiency by:

- combining stable log-sigmoid optimisation with explicit margin separation,
- implementing hard-example mining to sparsify updates and focus learning on difficult samples,
- improving robustness against noisy or ambiguous preference data through mild label smoothing.

Our methods are computationally inexpensive, easy to integrate into existing preference-optimization pipelines, and particularly suited for small-scale models. Preliminary results on AlpacaEval and MT-Bench demonstrate that margin-based objectives can meaningfully boost both win rates and length-controlled win rates without incurring additional complexity.

In essence, this work highlights the critical role of objective design in small model alignment and provides practical insights into scalable, cost-

effective strategies for deploying aligned LLMs beyond massive cloud infrastructures.

2 Related Works

2.1 DPO

Direct Preference Optimization (DPO) is a lightweight alignment algorithm that bypasses the complexity of reinforcement learning by reparameterizing the RLHF objective into a simple classification loss. Instead of first fitting a separate reward model and then running PPO (or another RL algorithm), DPO shows that under a Bradley–Terry preference model, the optimal policy can be expressed in closed form as a function of the model’s own logits relative to a reference policy. By applying a change of variables, a loss is derived that directly increases the logarithmic probability gap between the preferred and preferred responses, weighted to prevent model collapse (Rafailov et al., 2024).

After this derivation, the DPO objective becomes:

$$\mathcal{L}_{\text{DPO}}(\pi_\theta; \pi_{\text{ref}}) = -\mathbb{E}_{(x, y_w, y_l) \sim D} \left[\log \sigma \left(\beta \ln \frac{\pi_\theta(y_w|x)}{\pi_{\text{ref}}(y_w|x)} - \beta \ln \frac{\pi_\theta(y_l|x)}{\pi_{\text{ref}}(y_l|x)} \right) \right] \quad (1)$$

where:

- $\sigma(z) = 1/(1 + e^{-z})$ is the logistic function,
- π_{ref} is typically the supervised fine-tuned model,
- $\beta > 0$ controls how strongly the model resists drifting from π_{ref} .

In practice, preference data may contain noisy or ambiguous comparisons, making hard preference optimization suboptimal. In TRL (von Werra et al., 2020), the DPO loss is actually the conservative DPO loss. Conservative DPO introduces a label smoothing factor $\epsilon \in [0, 0.5)$ into the DPO loss, balancing the confidence between the preferred and less preferred responses:

$$\mathcal{L}_{\text{cDPO}}(\pi_\theta; \pi_{\text{ref}}) = -\mathbb{E}_{(x, y_w, y_l) \sim D} \quad (2)$$

$$[(1 - \epsilon) \log \sigma(\beta \cdot \Delta r) + \epsilon \log \sigma(-\beta \cdot \Delta r)],$$

where $\Delta r = \ln \frac{\pi_\theta(y_w|x)}{\pi_{\text{ref}}(y_w|x)} - \ln \frac{\pi_\theta(y_l|x)}{\pi_{\text{ref}}(y_l|x)}$. When $\epsilon = 0$, the conservative DPO reduces to the original DPO objective (which is the default setting of TRL).

2.2 DPO–Hinge

While DPO’s logistic loss softly enforces a preference gap, DPO–Hinge replaces cross-entropy with a hinge-margin loss to guarantee a minimum margin α between preferred and dispreferred logits. This can accelerate learning on borderline examples at the cost of an extra hyperparameter:

$$\mathcal{L}_{\text{DPO-Hinge}}(\pi_\theta; \pi_{\text{ref}}) = \mathbb{E}_{(x, y_w, y_l) \sim D} \quad (3)$$

$$\left[\max \left(0, \alpha - \left(\beta \ln \frac{\pi_\theta(y_w|x)}{\pi_{\text{ref}}(y_w|x)} - \beta \ln \frac{\pi_\theta(y_l|x)}{\pi_{\text{ref}}(y_l|x)} \right) \right) \right],$$

where $\alpha > 0$ is the desired minimum log-ratio gap.

2.3 AOT

Alignment via Optimal Transport (AOT) is a distributional alignment method that enforces first-order stochastic dominance (FSD) of chosen (positive) samples over rejected (negative) samples at the distributional level. Specifically, given empirical samples of rewards from the chosen responses $\{u_i\}_{i=1}^n$ and rejected responses $\{v_i\}_{i=1}^n$, AOT constructs empirical measures:

$$\hat{\mu}_U = \frac{1}{n} \sum_{i=1}^n \delta_{u_i}, \quad \hat{\mu}_V = \frac{1}{n} \sum_{i=1}^n \delta_{v_i}.$$

The violation of stochastic dominance can be expressed as a one-dimensional optimal transport (OT) problem with convex surrogate loss $h(\cdot)$:

$$\text{OT}_h(\hat{\mu}_U, \hat{\mu}_V) = \frac{1}{n} \sum_{i=1}^n h(u_{(i)} - v_{(i)}), \quad (4)$$

where $(u_{(i)}, v_{(i)})$ represent sorted samples from the chosen and rejected distributions respectively. A typical choice for the surrogate loss h includes logistic or squared-hinge functions.

The AOT fine-tuning objective is then defined as minimizing this OT cost over the policy parameter θ :

$$\min_{\theta} \text{OT}_h((r \circ \pi_\theta)_{\#} \mu_+, (r \circ \pi_{\text{ref}})_{\#} \mu_-), \quad (5)$$

which can be efficiently optimized through sorting-based computation, providing a stable optimization landscape (Melnyk et al., 2024).

2.4 APO

Anchored Preference Optimization (APO) is a family of contrastive alignment objectives designed to give explicit control over how the model’s likelihood of preferred and non-preferred responses is

changed during training. While DPO simply maximizes the gap between preferred and non-preferred log-probabilities, APO “anchors” each side of the comparison to either increase or decrease in a predictable way, depending on the relative quality of the examples and the target model (D’Oosterlinck et al., 2024).

Concretely, the following equation is the implicit reward (log-ratio) for response y under prompt x .

$$r_\theta(x, y) = \beta \ln \frac{\pi_\theta(y | x)}{\pi_{\text{ref}}(y | x)} \quad (6)$$

APO defines two core variants:

APO-zero explicitly *increases* the likelihood of the preferred response and *decreases* that of the non-preferred response:

$$\mathcal{L}_{\text{APO-zero}}(x, y_w, y_l; \theta) = -\sigma(r_\theta(x, y_w)) + \sigma(r_\theta(x, y_l)), \quad (7)$$

APO-down method *decreases* both likelihoods, but decreases the non-preferred more strongly:

$$\mathcal{L}_{\text{APO-down}}(x, y_w, y_l; \theta) = \sigma(r_\theta(x, y_w)) - \sigma(r_\theta(x, y_w) - r_\theta(x, y_l)) \quad (8)$$

Here $\sigma(z) = 1/(1 + e^{-z})$ and $\beta > 0$ controls how far the model may drift from the reference policy

2.5 Other Alignment Methods

Beyond DPO, several extensions such as IPO (Azar et al., 2023) and EXO (Ji et al., 2024) have been proposed to stabilize training or leverage multiple preferences. However, all remain within the direct preference optimization paradigm.

Traditional alignment methods primarily rely on reinforcement learning. RLHF (Ouyang et al., 2022) and its variant RLAIIF (Bai et al., 2022) optimize policies against learned reward models, requiring costly reward modeling and unstable online training, unsuitable under resource constraints.

SLiC (Zhao et al., 2023) reformulates alignment as supervised learning via critiques, while reward distillation approaches (Zhou et al., 2023) simplify reward modeling yet still inherit RLHF inefficiencies.

In general, methods that avoid explicit reinforcement learning, such as DPO, offer more practical paths under constrained computational budgets.

3 Methods

All models were fine-tuned on a 0.5B parameter LLM (Qwen2.5-0.5B-Instruct) for 3 epochs. We used a batch size of 8, gradient accumulation, a maximum sequence length of 1024, and fp16 mixed-precision training. Training was conducted on an EC2 g6e.xlarge instance (48 GiB VRAM) and inference was accelerated using vLLM (Kwon et al., 2023).

Having established the training setup and baseline evaluation procedures, we now introduce the novel alignment methods developed in this project. These methods are designed to address the specific challenges of aligning small language models and aim to improve their human preference scores through tailored loss functions.

3.1 Adaptive Margin-Sigmoid Loss

In this design of the margin- σ loss function, the main goal is to combine the stability of log-sigmoid loss with the margin idea from hinge loss. We want to make the model not only learn correctly but also keep a safe distance from the decision boundary. This helps improve both training stability and generalization.

At first, we tried to change based on DPO. And we tried to add a RELU on the original sigmoid to increase the non-linearity, which also corresponds with the intuition that activation function’s role. But after the experiment, we found that in the small model case, a relatively simple gradient path may contribute more. That’s why we tried RELU only later.

The design has three main steps:

First, we compute the basic log-sigmoid loss for positive and negative samples, we define their difference as

$$\Delta r = \ln \frac{\pi_\theta(y_w | x)}{\pi_{\text{ref}}(y_w | x)} - \ln \frac{\pi_\theta(y_l | x)}{\pi_{\text{ref}}(y_l | x)}.$$

Then, we compute the positive and negative log-sigmoid losses:

$$\begin{aligned} \ell_+ &= -\log \sigma(\beta \cdot \Delta r), \\ \ell_- &= -\log \sigma(-\beta \cdot \Delta r), \end{aligned}$$

where $\sigma(\cdot)$ is the sigmoid function, and β is a scaling factor that controls how sharply the model separates preferred and rejected outputs. Using the log-sigmoid function ensures numerical stability even for very large or very small logits (Mikolov et al., 2013).

Second, we introduce a margin by applying a ReLU cut-off. We subtract a small margin value δ from both ℓ_+ and ℓ_- , and then apply the operator $[z]_+ = \max(0, z)$ to keep only the positive parts. Then, we combine the positive and negative losses using a small label smoothing coefficient ϵ , resulting in the final loss:

$$\mathcal{L}_{\text{margin-}\sigma} = (1 - \epsilon)[\ell_+ - \delta]_+ + \epsilon[\ell_- - \delta]_+.$$

3.2 APO-hinge-zero

Let’s look back the equation of the *Anchored Preference Optimization* objective in its zero-reference form (D’Oosterlinck et al., 2024),

$$\mathcal{L}_{\text{APO-zero}}(x, y_w, y_l; \theta) = \quad (9)$$

$$-\sigma(r_\theta(x, y_w)) + \sigma(r_\theta(x, y_l)),$$

$$r_\theta(x, y) = \beta \log \frac{\pi_\theta(y | x)}{\pi_{\text{ref}}(y | x)}, \quad (10)$$

which adjusts the absolute likelihood of the winning and losing answers independently, making it naturally suited for **weak** LLMs whose initial probabilities are often indistinguishable from the reference model. Empirically, however, we observe the standard logistic surrogate $\sigma(z) = \frac{1}{1+e^{-z}}$ continues to back-propagate non-negligible gradients even when a sample is already well classified, wasting computation and slowing convergence on small models.

To address this, we replace the logistic terms with a hard-margin hinge, with $[z]_+ = \max(0, z)$:

$$\mathcal{L}_{\text{APO-hinge-zero}}(x, y_w, y_l; \theta) = \quad (11)$$

$$[m - \beta r_\theta(x, y_w)]_+ + [m + \beta r_\theta(x, y_l)]_+,$$

where m is a fixed margin (we use $m = 1$) and $\beta = 0.1$ retains its role as an inverse temperature. The hinge keeps the same directional incentives—*push* the winning answer up, *pull* the losing answer down—but sets the gradient to zero once the condition $|r_\theta(x, y)| \geq m/\beta$ is met. This sparsifies updates, focuses compute on truly ambiguous pairs, and—crucially for 0.5 B-parameter models—prevents early gradient saturation. In preliminary experiments (Sec. 4), this method delivers the best AlpacaEval win rate (both Standard and Length-Controlled).

3.2.1 Softplus-Hinge Loss

During initial training experiments, we observed that due to the limited representational capacity of our smaller (0.5B parameters) model, the log-ratios rarely surpassed the predefined margin, even at later training stages. Specifically, using the original hinge-based objective (i.e., ReLU hinge), most samples remained within the linear (positive) region of the ReLU function throughout the training process. With a small inverse temperature ($\beta = 0.1$), the hinge objective behaved similarly to the original sigmoid-based loss, lacking the intended margin-driven gradient sparsification. Conversely, choosing a higher value for β (e.g., $\beta \geq 1.0$) resulted in early and overly aggressive sparsification, significantly reducing gradient availability after just a few training iterations, causing premature convergence or stagnation of the model.

To address this challenge, we propose a smoothed hinge objective using the Softplus function, compactly defined as $s(x) = \log(1 + e^x)$, which smoothly approximates the ReLU function with continuous gradients across the entire input domain. The modified objective thus becomes:

$$\mathcal{L}^s(x, y_w, y_l; \theta) = \quad (12)$$

$$s(m - \beta r_\theta(x, y_w)) + s(m + \beta r_\theta(x, y_l)).$$

Unlike ReLU, which abruptly nullifies gradients once the input exceeds the margin, Softplus provides an exponentially decaying gradient even when significantly above or below the margin. This feature ensures stable, albeit smaller, gradient signals throughout training, preventing premature gradient starvation.

4 Results

We fine-tuned all models on the 0.5B parameter Qwen2.5-0.5B-Instruct model for three epochs, using a batch size of 8, gradient accumulation, a maximum sequence length of 1024, and fp16 mixed-precision training. Training was conducted on an EC2 g6e.xlarge instance, and inference was accelerated using vLLM (Kwon et al., 2023). The total fine-tuning process took approximately 8 hours per model.

We evaluate a range of alignment methods on this setup, including several existing techniques and the novel approaches proposed in this project. Our experiments aim to benchmark the performance of different methods under a consistent train-

ing environment, with a particular focus on the challenges associated with small LLM alignment.

4.1 AlpacaEval Results

AlpacaEval is an automatic evaluation framework for instruction-following language models. It leverages a strong LLM to provide pairwise preference judgments between a candidate model’s response and a baseline, thereby simulating human annotators at low cost and high speed. In experiments on 805 examples, AlpacaEval (Li et al., 2023) achieves high agreement with human labels (Spearman’s $\rho \approx 0.94$). We tested our models on the full **AlpacaEval 1.0** set (805 prompts)

Length-Controlled AlpacaEval extends this approach by fitting a logistic regression that conditions on (1) the instruction, (2) the model identity, and (3) the difference in output length between the candidate and baseline. By evaluating the model at a zero length-difference counterfactual, it reports an “LC Win Rate” that controls for length bias. This adjustment increases correlation with human judgments from 0.93 to 0.98 and reduces the ability to game the metric via output length by two-thirds (Dubois et al., 2024). We tested our models on the whole AlpacaEval dataset (805 prompts). As is shown in Figure 1, the standard deviation of all of the models are around 1.7.

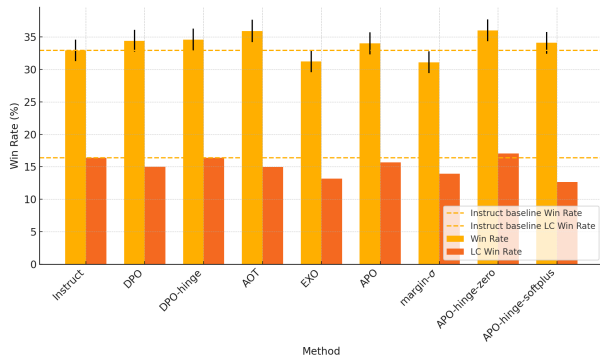


Figure 1: Alpaca Eval Win Rate of Alignment Methods (Tested on the whole Alpaca Eval Dataset with gpt4-turbo as a judge, compared with test-davinci-003)

Table 1 summarizes the numeric results extracted from Figure 1. The most salient findings are:

- **Highest Overall Win Rate:** APO-hinge-zero and AOT (both $\approx 36\%$).
- **Highest LC Win Rate:** APO-hinge-zero ($\approx 17\%$), indicating robustness under length control.

- **Underperformers:** EXO and margin- σ , both falling below the baseline in both metrics.

Table 1: AlpacaEval: Win Rate and LC Win Rate for each method (%).

Method	Win Rate	LC Win Rate
AP0-hinge-zero	36.02	17.07
AOT	35.92	14.96
DPO-hinge	34.60	16.37
DPO	34.41	15.02
AP0-hinge-Softplus	34.10	12.67
AP0	34.02	15.68
Instruct (baseline)	32.92	16.39
EXO	31.22	13.15
margin- σ	31.11	13.91

Overall, the majority of alignment methods improve the baseline model’s win rate on AlpacaEval, yet many concurrently suffer reductions in LC win rate. This divergence underscores the length exploitation issue, whereby GPT’s preference for longer responses inflates perceived quality. Notably, APO-hinge-zero distinguishes itself by not only achieving the highest win rate but also enhancing the LC win rate, suggesting effective mitigation of the baseline model’s length exploitation. It should be noted that all models were evaluated under the same system prompt, thereby eliminating prompt variability as a confounding factor.

4.2 MT-Bench Results

MT-Bench is a challenging multi-turn evaluation benchmark consisting of 80 high-quality question pairs designed to assess a chat assistant’s instruction-following, coherence, and conversational ability over two turns. MT-Bench recently is often evaluated by strong LLMs like GPT-4 act as judges to compare model responses against reference answers, achieving over 80% agreement with human preferences (Zheng et al., 2023). MT-Bench thus provides a robust mechanism to gauge alignment effectiveness, particularly for small-scale models.

Figure 2 summarizes the MT-Bench evaluation results across all tested alignment methods. In general, alignment enhances the model’s human-likeness and contextual responsiveness, translating effectively into performance gains on MT-Bench, notably within Writing, Roleplay, Reasoning, and Humanities categories. Conversely, limited or no

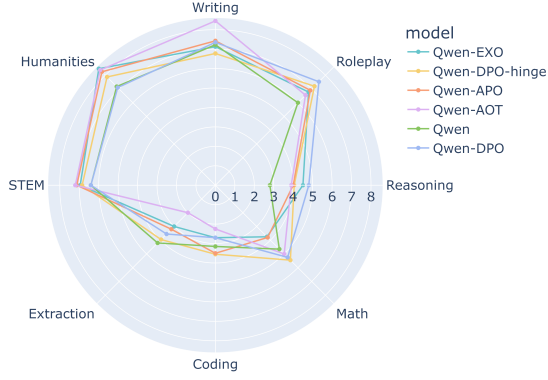


Figure 2: MT-bench Radar of Existing Methods

improvements are observed in Extraction and Coding, alongside modest gains in Math and STEM, reflecting an inherent trade-off between precise task-specific correctness and conversational expressiveness. We further analyze each alignment method individually to understand their respective strengths and weaknesses:

- **AOT:** Achieves the highest combined scores on Alpaca Eval and MT-Bench, marking it as the leading small-LLM alignment approach. Its exceptional performance in Writing significantly surpasses other methods, complemented by strong scores in STEM and Humanities. It sacrifices performance in these Extraction and Coding to achieve enhanced generative and expressive capabilities.
- **DPO-hinge:** Provides the strongest performance in Math, alongside balanced improvements in Roleplay and STEM categories. Notably, it is among the few methods maintaining baseline-level performance in Extraction and Coding tasks. Despite minor regressions in Writing, DPO-hinge ranks second overall in Alpaca Eval, showcasing its well-rounded effectiveness.
- **DPO:** Excels primarily in Roleplay and Reasoning, demonstrating consistently robust Math scores. Its balanced skillset underscores the method’s versatility, particularly in conversational contexts.
- **APO:** Demonstrates a balanced profile, exhibiting strong performance across Humanities, STEM, Coding, Roleplay, and Writing,

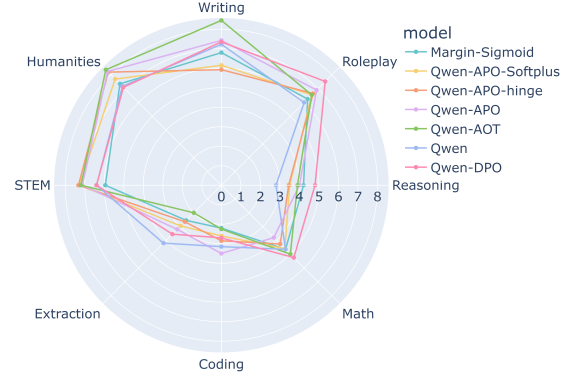


Figure 3: MT-bench Radar comparing Competitive Existing Methods and Our methods

thus reflecting an effective general-purpose alignment capability.

- **EXO:** Although achieving competitive scores within MT-Bench, the relatively low performance on Alpaca Eval restricts its practical utility and excludes it from further consideration within this context.

The results discussed above provide essential context and benchmarks against which the novel alignment methods proposed in this work will be evaluated and discussed.

This project proposes two novel alignment objectives: Margin-Sigmoid, APO-hinge-zero, and a Softplus variant APO-hinge-Softplus.

- **Margin-Sigmoid:** This method performs relatively poorly on AlpacaEval but achieves a more balanced performance across different categories in MT-Bench.
- **APO-hinge-zero:** This method achieves the best performance on AlpacaEval. However, its performance on MT-Bench is less impressive. Specifically, it excels in STEM-related tasks and performs well in Humanities, but exhibits only average performance in other domains.
- **APO-hinge-Softplus:** Overall, this method performs similarly to APO-hinge-zero. Notably, it shows slightly better performance than APO-hinge-zero in non-STEM, non-Humanities categories on MT-Bench.

Based on these observations, we now discuss several key points.

5 Discussion

5.1 Hinge Variants Outperform Sigmoid Counterparts on AlpacaEval

Empirical background. Across all experiments on AlpacaEval, objectives that replace the sigmoid margin with a hinge margin consistently yield higher scores.

- **DPO→DPO-Hinge.** Win-rate +0.2 pts; Length-controlled (LC) win-rate +1.35 pts.
- **APO→APO-Hinge-zero.** Win-rate +2.0 pts; LC win-rate +1.39 pts.
- **Soft variants.** APO-hinge-Softplus —which smooth the cutoff with Softplus —deliver only marginal gains, suggesting that the *hard* threshold is essential. Also, the β for APO-hinge-Softplus was set too high.

These observations motivated us to transplant the hinge formulation from DPO into structurally similar objectives. The resulting APO-hinge-zero achieves the highest overall score in our study.

An intriguing side-effect. Besides boosting raw performance, the hinge objectives also improve *LC win-rate*, a metric that removes the advantage conferred by longer answers. In other words, hinge training appears to attenuate the notorious *length exploitation* bias. Why does a seemingly simple change in the loss function regularise the model in this manner?

5.2 Hard-Example Mining as an Implicit Regulariser

We posit that the answer lies in the hinge loss’s built-in *hard-example mining*. For a preference pair (x, y_w, y_ℓ) with log-ratio reward $r_\theta = \log \pi_\theta - \log \pi_{\text{ref}}$, the hinge objective is

$$\mathcal{L}_{\text{hinge}} = [m - \beta(r_\theta(x, y_w) - r_\theta(x, y_\ell))]_+.$$

For APO-hinge-zero, it is Equation 11. Pairs where the chosen answer already enjoys a large margin ($r_w - r_\ell > m/\beta$) incur zero loss and emit no gradient. Because many ‘easy’ pairs in AlpacaEval favor the longer answer, these length-driven examples saturate early in training. All subsequent updates therefore concentrate on *hard* pairs where length alone is insufficient, forcing the model to improve coherence and factuality instead of merely inflating output length. The observed rise in LC win-rate is a direct consequence of this gradient reallocation.

Future directions. We plan to (i) quantify the active-pair fraction across length buckets to verify that long-answer pairs saturate first; (ii) sweep β (especially for APO-hinge-Softplus) and the margin m to map the trade-off between bias suppression and convergence speed; and (iii) compare hinge-based hard-example mining with explicit length-penalty regularisers and curriculum scheduling. Establishing causal links between pair difficulty, gradient allocation, and human preference ratings remains an open research avenue.

5.3 Why AOT is Particularly Effective for Small LLMs

Small LLMs are particularly sensitive to optimization noise due to their limited representational capacity. Traditional preference optimization methods such as DPO and DPO-Hinge focus on optimizing individual, per-sample preference margins. This local approach can introduce significant gradient noise, leading to instability or overfitting, especially when the distinctions between chosen and rejected responses are subtle or ambiguous.

In contrast, AOT optimizes alignment at a distributional scale (as detailed in Equation 5). Specifically, by minimizing the optimal transport cost defined in Equation (4), AOT explicitly enforces a global preference ordering, ensuring the chosen response distribution stochastically dominates the rejected distribution. This global constraint naturally smooths the optimization trajectory, significantly reducing the impact of local gradient fluctuations.

For small-scale models, such smoothing is critical because these models lack sufficient internal mechanisms (e.g., layers, attention heads) to effectively average out noisy gradients. Furthermore, the global FSD constraint (Eq. (5)) aggregates alignment signals across the entire data distribution, providing a stronger and more coherent training signal. This prevents the model from overfitting to noisy or individually ambiguous preference pairs, ultimately yielding better generalization performance on challenging benchmarks.

Therefore, the combination of a distributional alignment objective and the stable sorting-based optimization inherent in AOT significantly enhances the training effectiveness for small LLMs.

5.4 Limitations of the Margin-Sigmoid Loss

The *Margin- σ* objective was motivated by an appealing intuition: combine the numerical stability of the log-sigmoid loss used in Direct Preference

Optimisation (DPO) with the safety buffer provided by hinge-style margins.

In practice, however, the method delivers only modest gains over EXO and remains consistently inferior to DPO, AOT, and their hinge-based derivatives. Below we dissect the failure modes in detail and outline several avenues for refinement.

5.4.1 Gradient starvation in the early curriculum

The defining operation of *Margin- σ* is a *hard loss truncation*:

$$\tilde{\ell}_{\pm} = [\ell_{\pm} - \delta]_{+}, \quad \ell_{\pm} = -\log \sigma(\pm \beta \Delta r),$$

which sets the gradient to zero whenever the log-sigmoid term already falls below a user-chosen threshold δ . Because small LLMs have limited capacity and cannot yet handle linguistically subtle examples, they depend critically on these *easy pairs* to acquire basic syntax, factual priors, and stylistic conventions. By discarding them, the optimizer forces the network to tackle ambiguous or noisy pairs before it has learned the underlying “common-sense” heuristics.

5.4.2 Loss of fine-grained ranking resolution

DPO and AOT continue to nudge the model even after it has learned the correct ordering, progressively calibrating the *relative* strengths between competing responses. In contrast, once $\ell_{\pm} < \delta$ the *Margin- σ* objective treats every pair as equally solved. This coarse resolution prevents the model from refining subtle preference gaps, thereby capping attainable win rates several percentage points below those of DPO-hinge and AOT.

5.4.3 Length Exploitation

Another important issue, not unique to *Margin- σ* but shared across all RLHF-free alignment methods, is the phenomenon of length exploitation. Models fine-tuned with these methods tend to “cheat” by generating longer outputs, which are often superficially preferred by evaluators, even when true reasoning quality or factual correctness does not improve. Empirical results show that while raw win rates against text-davinci-003 outputs reach around 30% to 35%, the length-normalized win rates consistently fall to approximately 13% to 16%.

We hypothesize that this behavior is exacerbated in small models (e.g., models under 1B parameters). Due to limited capacity, small models struggle to learn complex patterns in the data and instead

latch onto easily learnable but imperfect heuristics, such as “longer answers are better.” As a result, most alignment methods, including *Margin- σ* , inadvertently amplify this length bias, rather than mitigating it. Only a few approaches, such as DPO-hinge and APO-hinge-zero, show some ability to resist this exploitation effect by structurally modifying the loss to discourage over-reliance on answer length.

5.4.4 Brief directions for improvement.

Our ablations suggest three lightweight modifications that preserve the original intuition while addressing the issues above:

1. **Smooth truncation.** Replace the hard ReLU $[\cdot]_{+}$ with a temperature-controlled Softplus, $\text{Softplus}_{\tau}(z) = \tau \log(1 + e^{z/\tau})$, or adopt a focal-style weight $w(\ell) = (1 - e^{-\ell})^{\gamma}$ that down-weights but does not extinguish easy pairs.
2. **Curriculum margin.** Initialise training with $\delta = 0$ (i.e. vanilla DPO) and linearly raise it to the target value over the first 1–2 epochs, allowing the model to build a stable lexical basis before emphasising harder distinctions.
3. **Explicit anti-length penalty.** Integrate anti-length regularization strategy such as (Park et al., 2024)

6 Conclusions

6.1 What we achieved

We have introduced two novel alignment objectives for small-scale LLMs—Adaptive Margin-Sigmoid Loss and APO-hinge-zero (with Softplus variant)—that blend margin-based hard-example mining with APO’s chosen-focused optimization. By integrating the implicit regularisation effect of hinge-based hard-example mining with the chosen-focused optimisation signal of APO-zero, APO-hinge-zero simultaneously filters out trivial samples and concentrates learning on preferred outputs. This synergistic design underpins its strong and robust performance across both standard and length-controlled AlpacaEval win rates. On the other hand, the other two methods delivered MT-Bench results on par with competing models. These findings confirm both the soundness and feasibility of our proposed methods.

Empirically, APO-hinge-zero achieves the best performance on AlpacaEval, posting a Win Rate

of 36.02% and an LC Win Rate of 17.07%, while other variants match competing models on MT-Bench across STEM, Humanities, and dialogue tasks. These results confirm that targeted, lightweight modifications to preference-optimization losses can markedly improve alignment quality and efficiency under resource constraints.

6.2 Limitations

For existing models, we mostly adopted industry-standard or originally recommended hyperparameter settings. For our newly proposed methods, we conducted only minimal-scale hyperparameter tuning based on intuition, due to time and resource constraints. Consequently, our reported results may carry some bias, and certain models might have been evaluated with suboptimal hyperparameter choices.

We also did not test across a broader range of benchmarks due to limited computational resources and budget. Additionally, we only evaluated a subset of alignment methods — specifically, those that are widely used in practice or are hypothesized to perform reasonably well on small models — rather than exhaustively benchmarking all existing approaches.

Compared to larger models (e.g., those achieving $\sim 90\%$ win rate on AlpacaEval 1.0), our 0.5B model achieves only $\sim 30\%$ win rate against text-davinci-003, with performance further decreasing after length normalization.

Code and Data Availability

All code and evaluation scripts are available at <https://github.com/Oaynerad/Alignment-on-small-LLM>.

References

- Mohammad Gheshlaghi Azar, Mark Rowland, Bilal Piot, Daniel Guo, Daniele Calandriello, Michal Valko, and Rémi Munos. 2023. [A general theoretical paradigm to understand learning from human preferences](#). *Preprint*, arXiv:2310.12036.
- Yuntao Bai, Saurav Kadavath, Sandipan Kundu, Amanda Askell, Jackson Kernion, Andy Jones, Anna Chen, Anna Goldie, Azalia Mirhoseini, Cameron McKinnon, Carol Chen, Catherine Olsson, Christopher Olah, Danny Hernandez, Dawn Drain, Deep Ganguli, Dustin Li, Eli Tran-Johnson, Ethan Perez, and 32 others. 2022. [Constitutional ai: Harmlessness from ai feedback](#). *Preprint*, arXiv:2212.08073.
- Lihu Chen and Gaël Varoquaux. 2024. [What is the role of small models in the llm era: A survey](#). *Preprint*, arXiv:2409.06857.
- Karel D’Oosterlinck, Winnie Xu, Chris Develder, Thomas Demeester, Amanpreet Singh, Christopher Potts, Douwe Kiela, and Shikib Mehri. 2024. [Anchored preference optimization and contrastive revisions: Addressing underspecification in alignment](#). *Preprint*, arXiv:2408.06266.
- Yann Dubois, Balázs Galambosi, Percy Liang, and Tatsunori B Hashimoto. 2024. Length-controlled alpacaeval: A simple way to debias automatic evaluators. *arXiv preprint arXiv:2404.04475*.
- Haozhe Ji, Cheng Lu, Yilin Niu, Pei Ke, Hongning Wang, Jun Zhu, Jie Tang, and Minlie Huang. 2024. [Towards efficient exact optimization of language model alignment](#). *Preprint*, arXiv:2402.00856.
- Woosuk Kwon, Zhuohan Li, Siyuan Zhuang, Ying Sheng, Lianmin Zheng, Cody Hao Yu, Joseph E. Gonzalez, Hao Zhang, and Ion Stoica. 2023. Efficient memory management for large language model serving with pagedattention. In *Proceedings of the ACM SIGOPS 29th Symposium on Operating Systems Principles*.
- Xuechen Li, Tianyi Zhang, Yann Dubois, Rohan Taori, Ishaan Gulrajani, Carlos Guestrin, Percy Liang, and Tatsunori B. Hashimoto. 2023. AlpacaEval: An automatic evaluator of instruction-following models. https://github.com/tatsu-lab/alpaca_eval.
- Igor Melnyk, Youssef Mroueh, Brian Belgodere, Mattia Rigotti, Apoorva Nitsure, Mikhail Yurochkin, Kristjan Greenewald, Jiri Navratil, and Jerret Ross. 2024. [Distributional preference alignment of llms via optimal transport](#). *Preprint*, arXiv:2406.05882.
- Tomas Mikolov, Ilya Sutskever, Kai Chen, Greg S Corrado, and Jeff Dean. 2013. [Distributed representations of words and phrases and their compositionality](#). In *Advances in Neural Information Processing Systems*, volume 26. Curran Associates, Inc.
- Long Ouyang, Jeff Wu, Xu Jiang, Diogo Almeida, Carroll L. Wainwright, Pamela Mishkin, Chong Zhang, Sandhini Agarwal, Katarina Slama, Alex Ray, John Schulman, Jacob Hilton, Fraser Kelton, Luke Miller, Maddie Simens, Amanda Askell, Peter Welinder, Paul Christiano, Jan Leike, and Ryan Lowe. 2022. [Training language models to follow instructions with human feedback](#). *Preprint*, arXiv:2203.02155.
- Ryan Park, Rafael Rafailov, Stefano Ermon, and Chelsea Finn. 2024. [Disentangling length from quality in direct preference optimization](#). *Preprint*, arXiv:2403.19159.
- Rafael Rafailov, Archit Sharma, Eric Mitchell, Stefano Ermon, Christopher D. Manning, and Chelsea Finn. 2024. [Direct preference optimization: Your language model is secretly a reward model](#). *Preprint*, arXiv:2305.18290.

- Leandro von Werra, Younes Belkada, Lewis Tunstall, Edward Beeching, Tristan Thrush, Nathan Lambert, Shengyi Huang, Kashif Rasul, and Quentin Galouédec. 2020. Trl: Transformer reinforcement learning. <https://github.com/huggingface/trl>.
- Zhichao Wang, Bin Bi, Shiva Kumar Penttala, Kiran Ramnath, Sougata Chaudhuri, Shubham Mehrotra, Zixu, Zhu, Xiang-Bo Mao, Sitaram Asur, Na, and Cheng. 2024. [A comprehensive survey of llm alignment techniques: Rlhf, rlaif, ppo, dpo and more](#). *Preprint*, arXiv:2407.16216.
- Yao Zhao, Rishabh Joshi, Tianqi Liu, Misha Khalman, Mohammad Saleh, and Peter J. Liu. 2023. [Slic-hf: Sequence likelihood calibration with human feedback](#). *Preprint*, arXiv:2305.10425.
- Lianmin Zheng, Wei-Lin Chiang, Ying Sheng, Siyuan Zhuang, Zhanghao Wu, Yonghao Zhuang, Zi Lin, Zhuohan Li, Dacheng Li, Eric P. Xing, Hao Zhang, Joseph E. Gonzalez, and Ion Stoica. 2023. [Judging llm-as-a-judge with mt-bench and chatbot arena](#). *Preprint*, arXiv:2306.05685.
- Chunting Zhou, Pengfei Liu, Puxin Xu, Srinu Iyer, Jiao Sun, Yuning Mao, Xuezhe Ma, Avia Efrat, Ping Yu, Lili Yu, Susan Zhang, Gargi Ghosh, Mike Lewis, Luke Zettlemoyer, and Omer Levy. 2023. [Lima: Less is more for alignment](#). *Preprint*, arXiv:2305.11206.