

STRESSABILITY OF SEMI-DISCRETE FRAMEWORKS

OLEG KARPENKOV, CHRISTIAN MÜLLER, ANNA PRATOUSSEVITCH

ABSTRACT. In this paper we study the stressability of semi-discrete frameworks in the plane which are generated by a discrete sequence of smooth curves. We characterize their stressability property by the existence of stresses fulfilling certain difference-differential equation. In particular, we define a semi-discrete height function which we use to generate liftings. Furthermore, we show a semi-discrete analogue of the Maxwell-Cremona lifting property which implies that the stressable semi-discrete frameworks in the plane are precisely the orthogonal projections of semi-discrete conjugate surfaces in 3-space. Finally, we discuss geometric implications for frameworks with vanishing boundary forces and characterize the liftability of frameworks which only consist of two neighboring curves forming one strip.

CONTENTS

1. Introduction	1
2. Semi-Discrete Surfaces and Self-Stresses	3
2.1. Semi-discrete surfaces	3
2.2. Discrete frameworks	4
2.3. Stresses for semi-discrete surfaces in the plane	4
3. Maxwell-Cremona liftings of semi-discrete stressed surfaces	6
4. Stressability of Special Semi-Discrete Frameworks	15
Acknowledgements	17
References	17

1. INTRODUCTION

Our paper is about characterizing stressability of semi-discrete frameworks. We will show an analogous result to the classical Maxwell-Cremona lifting property: A planar semi-discrete framework admits a non-trivial force load in static equilibrium if and only if it is the projection of a semi-discrete surface with developable strips.

A planar bar-joint framework is stressable if non-vanishing forces act on the bars by pushing or pulling while the framework remains in equilibrium. This property is related to polyhedra in 3-space. J.C. Maxwell and L. Cremona have found the remarkable characterization that a realization of a planar graph as a bar-joint framework in \mathbb{R}^2 is stressable if and only if the bars coincide with the projection of the edges of a polyhedron in \mathbb{R}^3 [13, 14, 6]. The corresponding polyhedron is therefore called a *lifting of the framework*. The idea of lifting was used to visualize the statics of a framework (graphic statics) and is still applied in modern structural engineering for architecture [1, 15]. This property has been utilized in several application of which we would only mention one where it was used to solve the carpenter's rule conjecture [4]. For general references about liftings in discrete and computational geometry, we refer the reader to [22, Chapter 61], as well as [23] and [21].

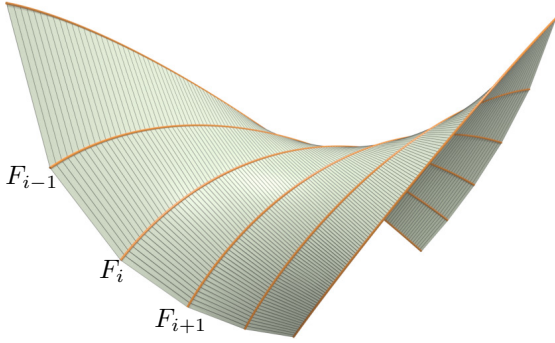


FIGURE 1. A semi-discrete surface consists of a discrete sequence of smooth curves F_i . The “actual” surface between two neighboring curves is in our case modeled by line segments between the corresponding points $F_i(t)$ and $F_{i+1}(t)$ for all t . Hence the strips between two neighboring curves are ruled surfaces. The figure shows a semi-discrete surface made up of five strips. In this case, the strips are non-developable ruled surfaces, though this is not immediately apparent from the image.

Various generalizations of the lifting property have been developed over the years. C. Borcea and I. Streinu proved an analogue of the theorem of Maxwell and Cremona for planar periodic frameworks [2, 3]. A notion of stresses for higher dimensional frameworks – in that case cell-complexes – has been investigated by K. Rybnikov [20]. Trivalent multidimensional frameworks have been characterized in [9] in different ways. Geometric conditions for the realization of equilibrium states of frameworks with higher co-dimension, like bar-joint frameworks in \mathbb{R}^3 , have been investigated in [8] while their liftings have been studied with topological methods in [7]. The liftings of non-planar frameworks in \mathbb{R}^2 to polyhedral surfaces have recently been investigated in [10].

In this paper, we generalize the classical Maxwell-Cremona lifting to the case of so-called semi-discrete surfaces or semi-discrete frameworks (see Definition 3.5). Semi-discrete surfaces have been employed in geometry processing [18], studied in the theory of transformations [17], investigated within finite and infinite flexibility [11] and brought together with curvature notions [12, 16]. Semi-discrete surfaces can be seen as a discrete sequence of smooth parametrized curves such that there is a correspondence between neighboring curves. We can think of this correspondence as very thin threads connecting corresponding points on neighboring curves. Two neighboring curves are considered a strip. The semi-discrete analogue of a polyhedral surface consists of developable strips.

In our setting, instead of forces acting on edges (as in classical discrete frameworks) we consider forces acting tangentially to the smooth curves, as well as infinitesimal forces acting along the connections between corresponding points on neighboring curves. In this model, the local equilibrium condition becomes a difference-differential equation (Equation (5)). The main contribution of our paper, beyond establishing a sensible framework for stressable semi-discrete structures, is a geometric characterization: we prove that a planar semi-discrete framework admits a non-trivial force load in static equilibrium if and only if it is the projection of a semi-discrete surface composed of developable strips (see Theorem 3.8).

Organization of the paper. In Section 2 we give the definition of semi-discrete surfaces and frameworks and derive a sensible notion for a self-stress and a semi-discrete equilibrium condition. In Section 3 we define a height function – a lifting function – over planar semi-discrete surfaces. We will show that a semi-discrete framework together with its height function constitutes a semi-discrete surface with developable strips if and only if the framework is stressable. Finally, in Section 4 we look for the conditions on a framework that must be satisfied to ensure the existence of a self-stress.

2. SEMI-DISCRETE SURFACES AND SELF-STRESSES

In this section we first recall the definition of semi-discrete surfaces and then derive a sensible notion for a semi-discrete framework to be stressable. To do this we will follow the usual method to translate a physically ideal statical system to ODEs describing an equilibrium state.

2.1. Semi-discrete surfaces. Semi-discrete surfaces have a discrete and a smooth direction. They can be interpreted as a sequence of smooth curves. The parameter domain is therefore a subset of $\mathbb{Z} \times \mathbb{R}$. In what follows we will always assume the parameter domain to be a “rectangle” of the form

$$U = \{0, \dots, n\} \times [0, T]$$

with $n \in \mathbb{Z}_{\geq 0}$ and $T > 0$.

Definition 2.1. A *semi-discrete surface* is a mapping

$$\begin{aligned} F : U &\rightarrow \mathbb{R}^d, \\ (i, t) &\mapsto F(i, t). \end{aligned}$$

We often denote the smooth curves of the semi-discrete surface simply by $F_i(t) = F(i, t)$. For the *semi-discrete partial derivatives* we use the common notation for the *smooth derivative* of the curves and the *discrete forward difference* of the polygons

$$\partial_t F_i = \frac{\partial F_i}{\partial t} = \dot{F}_i \quad \text{and} \quad \Delta F_i = F_{i+1} - F_i.$$

A semi-discrete surface is called *regular* if the discrete and smooth derivatives are linearly independent, i.e., the pairs

$$(1) \quad (\dot{F}_i, \Delta F_i) \quad \text{and} \quad (\dot{F}_i, \Delta F_{i-1})$$

are linearly independent for all i and t .

We will only consider regular semi-discrete surfaces in this paper.

To align with the classical notion of a smooth surface we may think of a semi-discrete surface as being linearly interpolated between the curves (see Figure 1) with a parametrization defined piecewise in the form

$$(2) \quad (u, v) \mapsto (1 + i - u)F_i(v) + (u - i)F_{i+1}(v) \quad \text{when} \quad u \in [i, i + 1), v \in [0, T].$$

For each i , Equation (2) describes a ruled surface. This ruled surface can be developable or non-developable. This leads us to the following subclass of so-called conjugate semi-discrete surfaces which are particularly important for this paper.

Definition 2.2. A semi-discrete surface is called *conjugate* if for all i the ruled surface in Equation (2) is a developable ruled surface.

Remark 2.3. A semi-discrete surface is conjugate if and only if

$$\Delta F_i(t), \dot{F}_i(t), \dot{F}_{i+1}(t)$$

are linearly dependent for all i and t . This holds because developable surfaces are ruled surfaces which have a unique tangent plane along the regular points of each ruling.

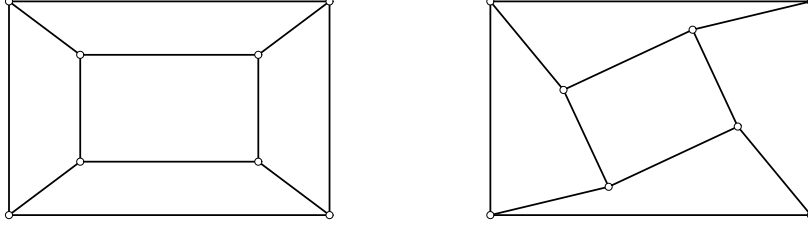


FIGURE 2. Two discrete bar-joint frameworks. Whether a discrete framework is stressable or not can depend on the geometric realization. The framework on the *left* is stressable whereas the framework on the *right* is *not* stressable (see, e.g., [8]).

2.2. Discrete frameworks. Before we consider stresses related to semi-discrete frameworks let us quickly review the corresponding theory on finite graphs. Let $G = (V, E)$ be a finite graph with $V \subset \mathbb{R}^d$ as the vertex set and $E \subset V \times V$ as the edge set. We do not allow loops nor multiple edges. A realization of such a graph in \mathbb{R}^d where the edges are realized as line segments is called a *framework*. For a detailed introduction to frameworks see, e.g., [5].

A *stress* is a map $\omega : E \rightarrow \mathbb{R}$. For each edge $p_i p_j \in E$ the product $\omega_{ij}(p_j - p_i)$ is the force that acts on that edge. The framework is in (*static*) *equilibrium* if around each vertex p_i all forces add up to zero

$$(3) \quad \sum_{\{j | p_i p_j \in E\}} \omega_{ij}(p_j - p_i) = 0.$$

In that case the stress is called *self-stress* and the framework *stressable*. Note that not all frameworks are stressable. See Figure 2 for examples of a stressable and a non-stressable framework.

2.3. Stresses for semi-discrete surfaces in the plane. Since we investigate the stressability or equilibrium conditions of planar semi-discrete surfaces ($d = 2$) we will call them simply frameworks. In order to better distinguish frameworks and semi-discrete surfaces in higher dimensions we will use the lower case letter f for the frameworks.

Definition 2.4. A planar semi-discrete surface

$$f : \{-1, 0, \dots, n+1\} \times [0, T] \rightarrow \mathbb{R}^2$$

is called a (*semi-discrete*) *framework*.

Note that the indices of a semi-discrete framework start at -1 and end at $n+1$. We artificially add a curve at the beginning and at the end to be able to deal with boundary forces more easily. We will see below two types of forces acting at points of a semi-discrete framework. One type acts along “smooth” derivative vectors \dot{f}_i whereas the other one acts along “discrete” derivative vectors Δf_i . Consequently, there will be forces at the boundary curve f_0 pointing in the direction $f_{-1} - f_0$, hence the advantage of introducing an extra curve f_{-1} and, analogously, an extra curve f_{n+1} .

In analogy to discrete frameworks (see Section 2.2) we define stresses as two real-valued functions; one for the smooth curves and one for the discrete edges.

Definition 2.5. Let f be a semi-discrete framework (see Figure 3). The pair (λ, μ) with

$$\lambda : \{0, \dots, n\} \times [0, T] \rightarrow \mathbb{R} \quad \text{and} \quad \mu : \{-1, 0, \dots, n\} \times [0, T] \rightarrow \mathbb{R}$$

is called a *stress* on f ; The function λ_i is the stress for the curve f_i and μ_i the stress for the edges $f_i f_{i+1}$.

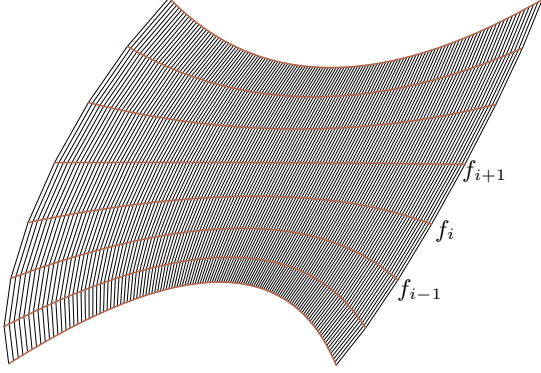


FIGURE 3. A semi-discrete framework is a planar semi-discrete surface $f : U \rightarrow \mathbb{R}^2$. It is therefore a semi-discrete parametrization of a part of the plane.

In a semi-discrete framework there are forces pulling or pushing along the smooth curves f_i and along the rulings. Suppose we cut a smooth curve f_i at parameter t and replace the force generated by the removed curve $f_i(s)$ with $s > t$ by a force vector $V_i(t)$. The force vector that holds back the removed curve is negative to it: $-V_i(t)$ (see Figure 4). On the other hand the force vector is defined to be the stress times the tangent vector

$$(4) \quad V_i(t) = \lambda_i(t) \dot{f}_i(t).$$

The force generated by each ruling is infinitesimally small and denoted by

$$\mu_i \Delta f_i dt \quad \text{and} \quad -\mu_{i-1} \Delta f_{i-1} dt.$$

In analogy to the discrete equilibrium condition (3), we require that the sum of all forces around each point vanishes. Consequently, at a small segment $t, t + \Delta t$ along the curve f_i , the equilibrium condition is

$$V_i(t + \Delta t) - V_i(t) + \int_t^{t+\Delta t} (\mu_i(s) \Delta f_i(s) - \mu_{i-1}(s) \Delta f_{i-1}(s)) ds = 0,$$

which implies in the limit

$$\dot{V}_i + \mu_i \Delta f_i - \mu_{i-1} \Delta f_{i-1} = 0.$$

Together with Equation (4) we obtain

$$\dot{\lambda}_i \dot{f}_i + \lambda_i \ddot{f}_i + \mu_i \Delta f_i - \mu_{i-1} \Delta f_{i-1} = 0.$$

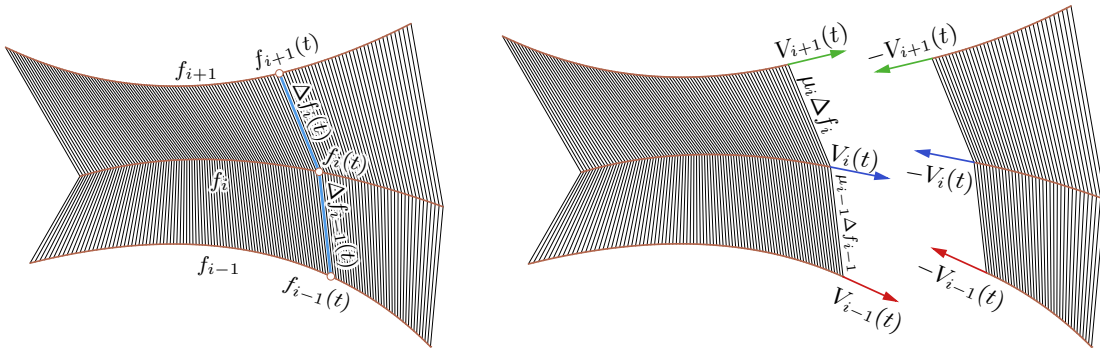


FIGURE 4. If we cut off a piece of a self-stressed semi-discrete framework f at parameter t , we must replace the removed surface part by compensatory forces. For each curve f_i , we need a force vector function $V_i = \lambda_i \dot{f}_i$. The magnitude of the force depends on the parameter t .

We take this equation, derived with physical arguments, as the basis for our definition of stressable frameworks.

Definition 2.6. A stress (λ, μ) on a semi-discrete framework f is a *self-stress* if locally the difference-differential equation

$$(5) \quad \dot{\lambda}_i \dot{f}_i + \lambda_i \ddot{f}_i + \mu_i \Delta f_i - \mu_{i-1} \Delta f_{i-1} = 0$$

is satisfied for each $(i, t) \in U = \{0, \dots, n\} \times [0, T]$. If a self-stress exists we call f *stressable*.

Proposition 2.7. For a stress (λ, μ) as above, the complete force load

$$S_i(a, b) = \lambda_i(b) \dot{f}_i(b) - \lambda_i(a) \dot{f}_i(a) + \int_a^b (\mu_i(t) \Delta f_i(t) - \mu_{i-1}(t) \Delta f_{i-1}(t)) dt$$

along f_i between a and b vanishes for all i and for all $a, b \in [0, T]$ if and only if (λ, μ) is a self-stress for f .

Proof. Note that the derivative

$$(6) \quad \frac{\partial S_i(a, b)}{\partial b} = \dot{\lambda}_i(b) \dot{f}_i(b) + \lambda_i(b) \ddot{f}_i(b) + \mu_i(b) \Delta f_i(b) - \mu_{i-1}(b) \Delta f_{i-1}(b)$$

is the left hand side of Equation (5). If $S_i(a, b)$ vanishes for all a, b then so does its derivative for all b , hence Equation (5) holds.

On the other hand if Equation (5) holds then

$$\frac{\partial S_i(a, b)}{\partial b} = 0$$

for all a and b . Consequently, for each fixed a , we have that $S_i(a, b)$ is constant as a function of b . Since $S_i(a, a) = 0$, we obtain that $S_i(a, b) = 0$ for all a, b which concludes the proof. \square

3. MAXWELL-CREMONA LIFTINGS OF SEMI-DISCRETE STRESSED SURFACES

In this section we establish the semi-discrete version of the Maxwell-Cremona lifting. While in the classical setting stressable frameworks are projections of polyhedral surfaces, in our semi-discrete setting frameworks correspond to projections of semi-discrete conjugate surfaces (Theorem 3.8). In order to be able to formulate the precise statement we need to define a height function (Definition 3.2) in analogy with the discrete setting by adding/integrating along a path, in our case an increasing semi-discrete path.

Definition 3.1. Let $0 \leq k \leq n$ and $s \in [0, T]$. We say that a sequence $\gamma = (\gamma_i)_{i=0}^{k+1}$ with

$$0 = \gamma_0 \leq \gamma_1 \leq \dots \leq \gamma_{k+1} = s$$

describes an *increasing semi-discrete path* as it determines a step function

$$t \mapsto (i, t) \quad \text{when} \quad t \in [\gamma_i, \gamma_{i+1}),$$

as illustrated in Figure 5 (left).

Note that if the interval $[\gamma_i, \gamma_{i+1})$ is empty, the path jumps over the smooth line (i, t) as illustrated in Figure 5 (left) with $i = 2$.

In Definition 3.2 we introduce our semi-discrete height function that will be used to define the lifting. It is motivated by the classical lifting function which has the following property: Consider an edge $f_{i-1}f_i$ of a discrete stressed framework in the plane \mathbb{R}^2 , see Figure 5 (right) for an illustration. Let us call the stress coefficient μ . The discrete lifting is a polyhedral surface.

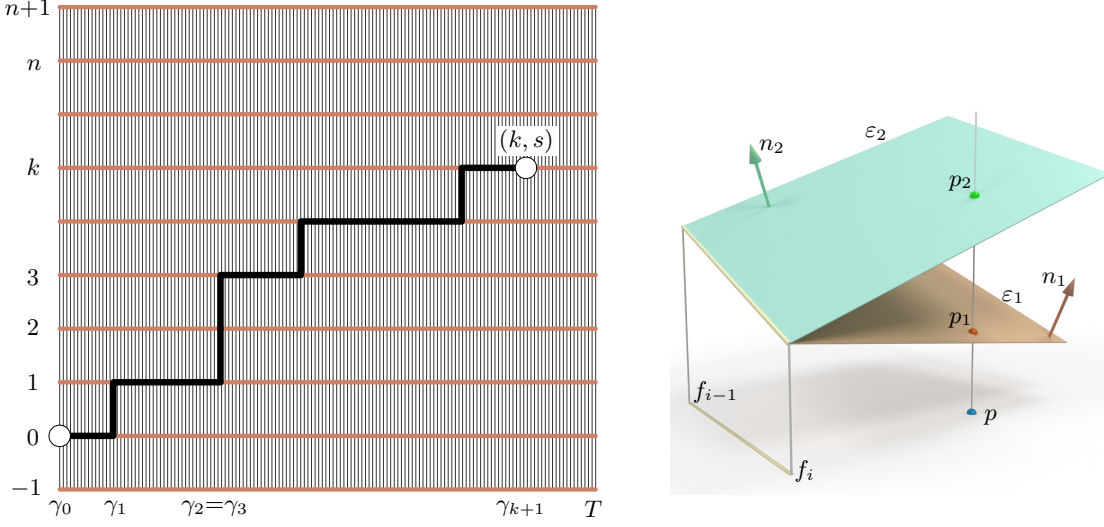


FIGURE 5. *Left:* An increasing semi-discrete path (Definition 3.1) in the semi-discrete parameter domain $U = \{0, \dots, n\} \times [0, T]$. The horizontal lines correspond to smooth curves whereas the vertical lines correspond to discrete steps. The increasing semi-discrete path jumps at every γ_i for $1 \leq i \leq k$. *Right:* The classical Maxwell-Cremona lifting function adds up differences of heights of points projected onto edge-neighboring planes $\varepsilon_1, \varepsilon_2$. Their normal vectors are n_1, n_2 . The height difference between p_1 and p_2 is $\mu \det(\Delta f_{i-1}, p - f_i)$, where μ is the stress coefficient along the edge $f_{i-1}f_i$ as explained before Definition 3.2.

Let us denote its two planes which intersect in the edge that projects to $f_{i-1}f_i$ by $\varepsilon_1, \varepsilon_2$. Their normal vectors are called n_1, n_2 and are represented (or “normalized”) by equal z -coordinates as follows: $n_1 = (n_1^x, n_1^y, -1)$ and $n_2 = (n_2^x, n_2^y, -1)$. The classical Maxwell-Cremona lifting property also implies $n_1 - n_2 = (\mu(f_{i-1} - f_i)^\perp, 0)$ where $^\perp$ denotes the rotation through 90 degrees (see, e.g., [3]). Consider a point $p = (p^x, p^y, 0)$ and the two corresponding points p_1, p_2 in the two planes $\varepsilon_1, \varepsilon_2$ which vertically project to p . The vertical heights of these two points over p are $z_j = n_j^x(p^x - f_i^x) + n_j^y(p^y - f_i^y)$ for $j = 1, 2$. The difference in the height between p_1 and p_2 equals therefore

$$z_1 - z_2 = \langle n_1 - n_2, (p - f_i, 0) \rangle = \langle \mu(f_{i-1} - f_i)^\perp, p - f_i \rangle = \mu \det(\Delta f_{i-1}, p - f_i).$$

The classical Maxwell-Cremona lifting function adds a term of the type above whenever a path in the projection crosses an edge $f_{i-1}f_i$ of the framework. The following semi-discrete version is inspired by that formula. It consists of a discrete part and a smooth part which are the limits of a sum of such terms.

Definition 3.2. Consider a framework f , a stress (λ, μ) , a point $p = (k, s) \in U = \{0, \dots, n\} \times [0, T]$ and an increasing semi-discrete path $\gamma = (\gamma_i)_{i=0}^{k+1}$. We define a real-valued function that we call the *height function* H_γ as follows

$$H_\gamma(f(p)) = \sum_{i=0}^{k-1} \left(\lambda_i(\gamma_{i+1}) \det(\dot{f}_i(\gamma_{i+1}), f(p) - f_i(\gamma_{i+1})) \right) - \sum_{i=0}^k \int_{\gamma_i}^{\gamma_{i+1}} \mu_{i-1}(u) \det(\Delta f_{i-1}(u), f(p) - f_{i-1}(u)) du.$$

The height function H_γ is a map from U to \mathbb{R} but in general, the value of $H_\gamma(f(p))$ depends on the choice of γ . We will show in Theorem 3.4 that the height function $H_\gamma(f(p))$ does *not*

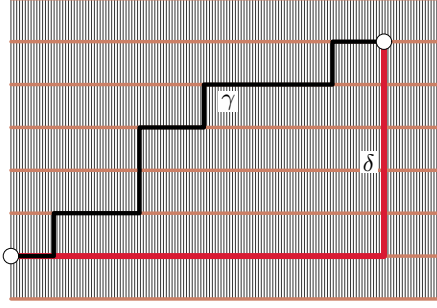


FIGURE 6. Two increasing semi-discrete paths from $(0,0)$ to (k,s) , a general path γ and a simple “L”-shaped path δ . Computing the height function H along both paths yields the same result if (λ, μ) is a self-stress for f (see Proposition 3.3).

depend on γ if (λ, μ) is a self-stress for f . But first we will show the following slightly technical proposition which says that any increasing semi-discrete path γ can be replaced by a simple “L”-shaped path (see Figure 6).

Proposition 3.3. *Let (λ, μ) be a self-stress for a framework f and let $p = (k, s)$. Let γ, δ be two increasing semi-discrete paths with*

$$\delta_0 = \gamma_0, \quad \delta_1 = \dots = \delta_{k+1} = \gamma_{k+1} = s,$$

see Figure 6 for an illustration of such paths. Then $H_\gamma(f(p)) = H_\delta(f(p))$.

Proof. Let us assume $k = 1$. Then $\gamma = (\gamma_0, \gamma_1, \gamma_2)$ and $\delta = (\gamma_0, \gamma_2, \gamma_2)$. Let us further consider the increasing semi-discrete path $\hat{\gamma} = (\gamma_0, t, \gamma_2)$ with $\gamma_0 \leq t \leq \gamma_2$. We set $D(t) = H_{\hat{\gamma}}(f(p)) - H_\delta(f(p))$. With this notation we have $D(\gamma_1) = H_\gamma(f(p)) - H_\delta(f(p))$. Consequently, if we can show that $D = 0$, this would imply the proposition. We have

$$\begin{aligned} H_{\hat{\gamma}}(f(p)) &= \lambda_0(t) \det(\dot{f}_0(t), f(p) - f_0(t)) \\ &\quad - \int_{\gamma_0}^t \mu_{-1}(u) \det(\Delta f_{-1}(u), f(p) - f_{-1}(u)) \, du - \int_t^{\gamma_2} \mu_0(u) \det(\Delta f_0(u), f(p) - f_0(u)) \, du. \end{aligned}$$

Using $\Delta f_{-1} = f_0 - f_{-1}$ we obtain $\det(\Delta f_{-1}, f(p) - f_{-1}) = \det(\Delta f_{-1}, f(p) - f_0)$. Differentiating $D(t)$ yields

$$\begin{aligned} \frac{\partial}{\partial t} D(t) &= \frac{\partial}{\partial t} H_{\hat{\gamma}}(f(p)) - \frac{\partial}{\partial t} H_\delta(f(p)) = \frac{\partial}{\partial t} H_{\hat{\gamma}}(f(p)) \\ &= \dot{\lambda}_0(t) \det(\dot{f}_0(t), f(p) - f_0(t)) + \lambda_0(t) \det(\ddot{f}_0(t), f(p) - f_0(t)) \\ &\quad - \mu_{-1}(t) \det(\Delta f_{-1}(t), f(p) - f_{-1}(t)) + \mu_0(t) \det(\Delta f_0(t), f(p) - f_0(t)) \\ &= \det(\dot{\lambda}_0(t) \dot{f}_0(t) + \lambda_0(t) \ddot{f}_0(t) + \mu_0(t) \Delta f_0(t) - \mu_{-1}(t) \Delta f_{-1}(t), f(p) - f_0(t)). \end{aligned}$$

Equation (5) implies that one of the vectors in the determinant is zero, therefore

$$(7) \quad \frac{\partial}{\partial t} D(t) = 0$$

and D is constant. For $t = \gamma_2$ we have $\delta = \hat{\gamma}$ and therefore $D(\gamma_2) = 0$. Consequently, $D = 0$ and therefore $H_\gamma(f(p)) = H_\delta(f(p))$. Applying induction implies $H_\gamma(f(p)) = H_\delta(f(p))$ for $k > 1$. \square

Theorem 3.4. *Let (λ, μ) be a stress for a framework f . Then the following are equivalent:*

- (i) (λ, μ) is a self-stress for f .
- (ii) $H_\gamma(f(p))$ is independent of the choice of γ for any $p \in U = \{0, \dots, n\} \times [0, T]$.
- (iii) $H_\gamma(f(n, T))$ is independent of the choice of γ .

Proof. The implication (i) \Rightarrow (ii) follows directly from Proposition 3.3 as all paths γ yield the same value $H_\gamma(f(p))$ as the special path δ if (λ, μ) is a self-stress.

As for the implication (ii) \Rightarrow (i), we consider the increasing semi-discrete path $\hat{\gamma} = (\gamma_0, t, \gamma_2)$. Since we assume that H_γ does not depend on γ we have that $H_{\hat{\gamma}}(f(p))$ is constant as a function of t and therefore $\frac{\partial}{\partial t} H_{\hat{\gamma}}(f(p)) = 0$. Using Equation (7), we obtain

$$(8) \quad \frac{\partial}{\partial t} H_{\hat{\gamma}}(f(p)) = \det(\dot{\lambda}_0(t)\dot{f}_0(t) + \lambda_0(t)\ddot{f}_0(t) + \mu_0(t)\Delta f_0(t) - \mu_{-1}(t)\Delta f_{-1}(t), f(p) - f_0(t)) = 0.$$

Furthermore, this equation also holds for any s and any $p = (1, s)$. We then have $f(p) = f(1, s) = f_1(s)$. Differentiating Equation (8) with respect to s and then substituting $t = s$ yields

$$\det(\dot{\lambda}_0(s)\dot{f}_0(s) + \lambda_0(s)\ddot{f}_0(s) + \mu_0(s)\Delta f_0(s) - \mu_{-1}(s)\Delta f_{-1}(s), \dot{f}_1(s)) = 0.$$

Substituting $t = s$ into Equation (8) yields

$$\det(\dot{\lambda}_0(s)\dot{f}_0(s) + \lambda_0(s)\ddot{f}_0(s) + \mu_0(s)\Delta f_0(s) - \mu_{-1}(s)\Delta f_{-1}(s), \Delta f_0(s)) = 0.$$

Consequently, the determinant of the vector

$$v = \dot{\lambda}_0(s)\dot{f}_0(s) + \lambda_0(s)\ddot{f}_0(s) + \mu_0(s)\Delta f_0(s) - \mu_{-1}(s)\Delta f_{-1}(s)$$

with each of the two linearly independent vectors $\Delta f_0(s), \dot{f}_1(s)$ vanishes and therefore the vector v itself vanishes. This implies the stressability condition (5), hence (λ, μ) is a self-stress.

The implication (ii) \Rightarrow (iii) follows from choosing $p = (n, T)$. As for the implication (iii) \Rightarrow (ii) let γ and φ be two increasing semi-discrete paths ending at $p \in U$. We extend them both to (n, T) by adding the same extra path and obtain the extended paths $\tilde{\gamma}$ and $\tilde{\varphi}$. Then by (iii) we have that $H_{\tilde{\gamma}}((n, T)) = H_{\tilde{\varphi}}((n, T))$. Expanding this equation using Definition 3.2 and cancelling matching terms from the same extra path yields $H_\gamma(f(p)) = H_\varphi(f(p))$. \square

We now take this height function that does not depend on the path for self-stressed frameworks and define a surface – a lifting – orthogonally above the framework.

Definition 3.5. Let (λ, μ) be a self-stress for a framework f . Since in this case $H_\gamma(p)$ does not depend on γ , we can define the following function

$$\begin{aligned} L : U &\rightarrow \mathbb{R}^2 \times \mathbb{R} \\ p &\mapsto L(p) = (f(p), H_\gamma(f(p))). \end{aligned}$$

We call this function a (*semi-discrete*) *lifting* of the self-stressed framework f .

The lifting of a curve $f_k(t)$ of the self-stressed framework f is a space curve $L(k, t) = (f_k(t), H_\gamma(f(k, t)))$ for some increasing semi-discrete path γ . For the specific path γ with

$$\gamma_0 = \dots = \gamma_k = 0 \quad \text{and} \quad \gamma_{k+1} = t,$$

we obtain $L(k, t) = (f_k(t), H_\gamma(f(k, t)))$ with

$$\begin{aligned} H_\gamma(f(k, t)) &= \\ (9) \quad &= \sum_{i=0}^{k-1} \left(\lambda_i(0) \det(\dot{f}_i(0), f_k(t) - f_i(0)) \right) - \int_0^t \mu_{k-1}(u) \det(\Delta f_{k-1}(u), f_k(t) - f_{k-1}(u)) du. \end{aligned}$$

Proposition 3.6. Let f be a self-stressed framework with stress functions (λ, μ) . Let us further consider a framework g obtained by reversing the order, i.e., $g_k = f_{n-k}$, and with stress functions $(\hat{\lambda}, \hat{\mu})$ where $\hat{\lambda}_k = -\lambda_{n-k}$ and $\hat{\mu}_k = -\mu_{n-k-1}$. Then, the lifting of g is the same as the lifting

of f up to adding an affine function to the height function (and up to reversing the order). The affine function reads

$$x \mapsto \sum_{i=0}^n \left(\lambda_i(0) \det(\dot{f}_i(0), x - f_i(0)) \right).$$

Proof. Let us denote by H^f and H^g the height functions corresponding to frameworks f and g , respectively. Using Equation (9), we can express the difference $H_\gamma^f(f(k, t)) - H_\gamma^g(g(n - k, t))$ as the sum of

$$\sum_{i=0}^{k-1} \left(\lambda_i(0) \det(\dot{f}_i(0), f_k(t) - f_i(0)) \right) - \sum_{i=0}^{n-k-1} \left(\hat{\lambda}_i(0) \det(\dot{g}_i(0), g_{n-k}(t) - g_i(0)) \right)$$

and the integral part

$$\begin{aligned} & - \int_0^t \mu_{k-1}(u) \det(\Delta f_{k-1}(u), f_k(t) - f_{k-1}(u)) \, du \\ & + \int_0^t \hat{\mu}_{n-k-1}(u) \det(\Delta g_{n-k-1}(u), g_{n-k}(t) - g_{n-k-1}(u)) \, du. \end{aligned}$$

We use $g_{n-k} = f_k$, $g_{n-k-1} = f_{k+1}$, $\Delta g_{n-k-1} = f_k - f_{k+1} = -\Delta f_k$ to rewrite these two terms as

$$\begin{aligned} & \sum_{i=0}^{k-1} \left(\lambda_i(0) \det(\dot{f}_i(0), f_k(t) - f_i(0)) \right) + \sum_{i=0}^{n-k-1} \left(\lambda_{n-i}(0) \det(\dot{f}_{n-i}(0), f_k(t) - f_{n-i}(0)) \right) \\ (10) \quad & = \sum_{\substack{i=0 \\ i \neq k}}^n \left(\lambda_i(0) \det(\dot{f}_i(0), f_k(t) - f_i(0)) \right) \end{aligned}$$

and

$$- \int_0^t \mu_{k-1}(u) \det(\Delta f_{k-1}(u), f_k(t) - f_{k-1}(u)) \, du + \int_0^t \mu_k(u) \det(\Delta f_k(u), f_k(t) - f_{k+1}(u)) \, du.$$

Since $\det(\Delta f_{k-1}(u), f_k(t) - f_{k-1}(u)) = \det(\Delta f_{k-1}(u), f_k(t) - f_k(u))$ and $\det(\Delta f_k(u), f_k(t) - f_{k+1}(u)) = \det(\Delta f_k(u), f_k(t) - f_k(u))$, the integral term becomes

$$- \int_0^t \det(\mu_{k-1}(u) \Delta f_{k-1}(u) - \mu_k(u) \Delta f_k(u), f_k(t) - f_k(u)) \, du.$$

Using the stressability condition in Equation (5), we obtain

$$- \int_0^t \det \left(\frac{\partial(\lambda_k(u) \dot{f}_k(u))}{\partial u}, f_k(t) - f_k(u) \right) \, du.$$

Integration by parts yields

$$(11) \quad \lambda_k(0) \det(\dot{f}_k(0), f_k(t) - f_k(0)).$$

Adding terms (10) and (11), we obtain

$$H_\gamma^f(f(k, t)) - H_\gamma^g(g(n - k, t)) = \sum_{i=0}^n \left(\lambda_i(0) \det(\dot{f}_i(0), f_k(t) - f_i(0)) \right),$$

which is an affine function of $f_k(t)$. \square

The following Graßmann-Plücker relation will be needed in the proof of Theorem 3.8 and can be found, e.g., in [19, Th. 6.2].

Lemma 3.7 (Graßmann-Plücker relation). *Any four vectors $a, b, c, d \in \mathbb{R}^2$ satisfy*

$$\det(a, b) \det(c, d) - \det(a, c) \det(b, d) + \det(a, d) \det(b, c) = 0.$$

The following theorem is the semi-discrete analog of the well known Maxwell-Cremona lifting property.

Theorem 3.8. *The following two complementary statements relate semi-discrete conjugate surfaces (Definition 2.2) and semi-discrete liftings of self-stressed frameworks (Definition 3.5).*

- (i) *Let (λ, μ) be a self-stress for a framework f . Then its semi-discrete lifting $L(U)$ is a semi-discrete conjugate surface in \mathbb{R}^3 .*
- (ii) *The regular orthogonal projection f of a semi-discrete conjugate surface F in \mathbb{R}^3 to the plane \mathbb{R}^2 is a stressable framework. The stress functions are given by Equations (20) and (21) below.*

Proof. For (i) we have to show linear dependence of

$$(12) \quad \Delta L_{k-1}(t), \dot{L}_{k-1}(t), \dot{L}_k(t),$$

for all k and t (cf. Remark 2.3). Let γ and δ be two increasing semi-discrete paths, ending in (k, t) and $(k-1, t)$, respectively, with

$$\gamma_0 = \dots = \gamma_{k-1} = 0, \quad \gamma_k = \gamma_{k+1} = t \quad \text{and} \quad \delta_0 = \dots = \delta_{k-1} = 0, \quad \delta_k = t.$$

We therefore have $L_{k-1}(t) = (f_{k-1}, H_\delta(f(k-1, t)))$ and $L_k(t) = (f_k, H_\gamma(f(k, t)))$. For the sake of brevity and clarity we will omit the parameter 0, for example, λ_i instead of $\lambda_i(0)$, for the remainder of this proof. We have

$$\begin{aligned} H_\gamma(f(k, t)) &= \sum_{i=0}^{k-2} \left(\lambda_i \det(\dot{f}_i, f_k(t) - f_i) \right) + \lambda_{k-1}(t) \det(\dot{f}_{k-1}(t), f_k(t) - f_{k-1}(t)) \\ &\quad - \int_0^t \mu_{k-2}(u) \det(\Delta f_{k-2}(u), f_k(t) - f_{k-2}(u)) du \end{aligned}$$

and

$$(13) \quad \begin{aligned} H_\delta(f(k-1, t)) &= \sum_{i=0}^{k-2} \left(\lambda_i \det(\dot{f}_i, f_{k-1}(t) - f_i) \right) \\ &\quad - \int_0^t \mu_{k-2}(u) \det(\Delta f_{k-2}(u), f_{k-1}(t) - f_{k-2}(u)) du. \end{aligned}$$

Consequently,

$$(14) \quad \begin{aligned} \Delta L_{k-1}(t) &= (\Delta f_{k-1}(t), H_\gamma(f(k, t)) - H_\delta(f(k-1, t))) \\ &= \left(\Delta f_{k-1}(t), \det \left(\sum_{i=0}^{k-2} \lambda_i \dot{f}_i + \lambda_{k-1}(t) \dot{f}_{k-1}(t) - \int_0^t \mu_{k-2}(u) \Delta f_{k-2}(u) du, \Delta f_{k-1}(t) \right) \right). \end{aligned}$$

Using Leibniz' integral rule we differentiate H_δ from Equation (13) with respect to t and obtain

$$\dot{L}_{k-1}(t) = \left(\dot{f}_{k-1}(t), \det \left(\sum_{i=0}^{k-2} \lambda_i \dot{f}_i - \int_0^t \mu_{k-2}(u) \Delta f_{k-2}(u) du, \dot{f}_{k-1}(t) \right) \right).$$

Using the determinant rule $\det(a, b) = \det(a + \lambda b, b)$, we can rewrite this as

$$(15) \quad \dot{L}_{k-1}(t) = \left(\dot{f}_{k-1}(t), \det \left(\sum_{i=0}^{k-2} \lambda_i \dot{f}_i + \lambda_{k-1}(t) \dot{f}_{k-1}(t) - \int_0^t \mu_{k-2}(u) \Delta f_{k-2}(u) du, \dot{f}_{k-1}(t) \right) \right).$$

Analogously, we compute

$$\dot{L}_k(t) = \left(\dot{f}_k(t), \det \left(\sum_{i=0}^{k-1} \lambda_i \dot{f}_i - \int_0^t \mu_{k-1}(u) \Delta f_{k-1}(u) du, \dot{f}_k(t) \right) \right).$$

Using Equation (5) for self-stresses we obtain

$$\dot{L}_k(t) = \left(\dot{f}_k(t), \det \left(\sum_{i=0}^{k-1} \lambda_i \dot{f}_i - \int_0^t \mu_{k-2}(u) \Delta f_{k-2}(u) - \frac{\partial}{\partial u} (\lambda_{k-1}(u) \dot{f}_{k-1}(u)) du, \dot{f}_k(t) \right) \right),$$

hence

$$(16) \quad \dot{L}_k(t) = \left(\dot{f}_k(t), \det \left(\sum_{i=0}^{k-2} \lambda_i \dot{f}_i + \lambda_{k-1}(t) \dot{f}_{k-1}(t) - \int_0^t \mu_{k-2}(u) \Delta f_{k-2}(u) du, \dot{f}_k(t) \right) \right).$$

Note that the right hand sides of Equations (14), (15) and (16) are vectors of the form

$$A = (a, \det(q, a)), \quad B = (b, \det(q, b)), \quad C = (c, \det(q, c))$$

for some two-dimensional vectors a, b, c, q . We can assume without loss of generality that c is a linear combination of a, b which implies that C is linear combination A, B . Therefore A, B, C are linearly dependent which implies linear dependence in (12), which is what we wanted to show for (i).

For (ii), the assumption of F being conjugate implies that (cf. Definition 2.2 and Remark 2.3)

$$(17) \quad \det(\Delta F_i, \dot{F}_i, \dot{F}_{i+1}) = 0 \quad \text{and} \quad \det(\Delta F_{i-1}, \dot{F}_{i-1}, \dot{F}_i) = 0$$

for the two strips adjacent to the curve F_i . Let us denote $F_i(t) = (f_i(t), z_i(t))$ with $f_i : U \rightarrow \mathbb{R}^2$ and $z_i : U \rightarrow \mathbb{R}$. Using this notation, Equations (17) become

$$(18) \quad \det(\dot{f}_i, \dot{f}_{i+1}) \Delta z_i - \det(\Delta f_i, \dot{f}_{i+1}) \dot{z}_i + \det(\Delta f_i, \dot{f}_i) \dot{z}_{i+1} = 0$$

and

$$(19) \quad \det(\dot{f}_{i-1}, \dot{f}_i) \Delta z_{i-1} - \det(\Delta f_{i-1}, \dot{f}_i) \dot{z}_{i-1} + \det(\Delta f_{i-1}, \dot{f}_{i-1}) \dot{z}_i = 0.$$

Let us define a pair of stress functions (λ, μ) by

$$(20) \quad \lambda_i = \frac{\det(\Delta f_{i-1}, \Delta f_i) \dot{z}_i}{\det(\Delta f_i, \dot{f}_i) \det(\Delta f_{i-1}, \dot{f}_i)} + \frac{\Delta z_{i-1}}{\det(\Delta f_{i-1}, \dot{f}_i)} - \frac{\Delta z_i}{\det(\Delta f_i, \dot{f}_i)}$$

and

$$(21) \quad \mu_i = \frac{\det(\Delta f_i, \ddot{f}_i) \dot{z}_i - \det(\Delta f_i, \dot{f}_i) \ddot{z}_i - \det(\dot{f}_i, \ddot{f}_i) \Delta z_i}{\det(\Delta f_i, \dot{f}_i)^2}.$$

(Functions λ_i and μ_i depend on t . We omit the parameter t for the sake of brevity.) We will show below that these stress functions constitute a self-stress for the orthogonal projection f of F . But first we introduce the following notation (which we will also use later in Example 4.3) to shorten our computations:

$$(22) \quad \begin{array}{lll} A = \det(\Delta f_{i-1}, \Delta f_i) & D = \det(\Delta f_i, \dot{f}_{i-1}) & I = \det(\dot{f}_i, \dot{f}_{i+1}) \\ B = \det(\Delta f_i, \dot{f}_i) & E = \det(\Delta f_{i-1}, \dot{f}_{i+1}) & \bar{I} = \det(\dot{f}_{i-1}, \dot{f}_i) \\ \bar{B} = \det(\Delta f_{i-1}, \dot{f}_{i-1}) & G = \det(\Delta f_i, \dot{f}_i) & J = \det(\dot{f}_i, \ddot{f}_i) \\ C = \det(\Delta f_i, \dot{f}_{i+1}) & \bar{G} = \det(\Delta f_{i-1}, \dot{f}_{i-1}) & \bar{J} = \det(\dot{f}_{i-1}, \ddot{f}_{i-1}) \\ \bar{C} = \det(\Delta f_{i-1}, \dot{f}_i) & H = \det(\Delta f_{i-1}, \ddot{f}_i) & K = \det(\ddot{f}_{i-1}, \dot{f}_i) \\ & & L = \det(\ddot{f}_{i-1}, \ddot{f}_i). \end{array}$$

Furthermore, we will need

$$\begin{aligned}\dot{A} &= \det(\Delta \dot{f}_{i-1}, \Delta f_i) + \det(\Delta \dot{f}_{i-1}, \Delta \dot{f}_i) = -B + D + E - \bar{C} \\ \dot{B} &= \det(\Delta \dot{f}_i, \dot{f}_i) + \det(\Delta \dot{f}_i, \dot{\bar{f}}_i) = -I + G \\ \dot{\bar{B}} &= \det(\Delta \dot{f}_{i-1}, \dot{f}_{i-1}) + \det(\Delta \dot{f}_{i-1}, \dot{\bar{f}}_{i-1}) = -\bar{I} + \bar{G} \\ \dot{C} &= \det(\Delta \dot{f}_{i-1}, \dot{f}_i) + \det(\Delta \dot{f}_{i-1}, \dot{\bar{f}}_i) = -\bar{I} + H \\ \dot{\bar{C}} &= \det(\dot{f}_{i-1}, \dot{f}_i) + \det(\dot{f}_{i-1}, \dot{\bar{f}}_i) = L + K.\end{aligned}$$

Then the developability conditions of the strips (18) and (19) become

$$(23) \quad I\Delta z_i - C\dot{z}_i + B\dot{z}_{i+1} = 0 \quad \text{and} \quad \bar{I}\Delta z_{i-1} - \bar{C}\dot{z}_{i-1} + \bar{B}\dot{z}_i = 0.$$

The derivative of the second equation in (23) becomes

$$\dot{\bar{I}}\Delta z_{i-1} + \bar{I}\Delta \dot{z}_{i-1} - \dot{\bar{C}}\dot{z}_{i-1} - \bar{C}\ddot{z}_{i-1} + \dot{\bar{B}}\dot{z}_i + \bar{B}\ddot{z}_i = 0.$$

Substituting the above expressions for the derivatives and collecting coefficients yields

$$(24) \quad (K + L)\Delta z_{i-1} - H\dot{z}_{i-1} + \bar{G}\dot{z}_i - \bar{C}\ddot{z}_{i-1} + \bar{B}\ddot{z}_i = 0.$$

Stress functions λ_i , μ_i and μ_{i-1} become

$$\lambda_i = \frac{A\dot{z}_i}{B\bar{C}} + \frac{\Delta z_{i-1}}{\bar{C}} - \frac{\Delta z_i}{B}, \quad \mu_i = \frac{G\dot{z}_i - B\ddot{z}_i - J\Delta z_i}{B^2} \quad \text{and} \quad \mu_{i-1} = \frac{\bar{G}\dot{z}_{i-1} - \bar{B}\ddot{z}_{i-1} - \bar{J}\Delta z_{i-1}}{\bar{B}^2},$$

and the derivative of λ_i becomes

$$\dot{\lambda}_i = \frac{(\dot{A}\dot{z}_i + A\ddot{z}_i)B\bar{C} - A\dot{z}_i(\dot{B}\bar{C} + B\dot{\bar{C}})}{B^2\bar{C}^2} + \frac{\bar{C}\Delta \dot{z}_{i-1} - \dot{\bar{C}}\Delta z_{i-1}}{\bar{C}^2} - \frac{B\Delta \dot{z}_i - \dot{B}\Delta z_i}{\bar{B}^2}.$$

Substituting the above expressions for the derivatives and collecting coefficients yields

$$\dot{\lambda}_i = \left(\frac{D+E}{B\bar{C}} + \frac{A(I-G)}{B^2\bar{C}} + \frac{A(\bar{I}-H)}{B\bar{C}^2} \right) \dot{z}_i - \frac{\dot{z}_{i-1}}{\bar{C}} - \frac{\dot{z}_{i+1}}{B} + \frac{\bar{I}-H}{\bar{C}^2} \Delta z_{i-1} + \frac{G-I}{B^2} \Delta z_i + \frac{A}{B\bar{C}} \ddot{z}_i.$$

Substituting \dot{z}_{i+1} and \dot{z}_{i-1} from Equations (23) yields

$$\dot{\lambda}_i = \left(\frac{D+E}{B\bar{C}} + \frac{A(I-G)}{B^2\bar{C}} + \frac{A(\bar{I}-H)}{B\bar{C}^2} - \frac{C}{B^2} - \frac{\bar{B}}{\bar{C}^2} \right) \dot{z}_i - \frac{H}{\bar{C}^2} \Delta z_{i-1} + \frac{G}{B^2} \Delta z_i + \frac{A}{B\bar{C}} \ddot{z}_i.$$

To show that the pair of stress functions (λ, μ) defined above is a self-stress we must verify Equation (5), i.e., we must show $e_i = 0$ where

$$(25) \quad e_i = \dot{\lambda}_i \dot{f}_i + \lambda_i \ddot{f}_i + \mu_i \Delta f_i - \mu_{i-1} \Delta f_{i-1}.$$

Since we assume that the projected framework f is regular we have that at all points the smooth and discrete derivative $\dot{f}_i, \Delta f_{i-1}$ are linearly independent (cf. Equation (1)). Consequently, any vector $a \in \mathbb{R}^2$ with $\det(\dot{f}_i, a) = \det(\Delta f_{i-1}, a) = 0$ is the zero vector. Hence it will be sufficient to show $\det(\dot{f}_i, e_i) = \det(\Delta f_{i-1}, e_i) = 0$. Let us first compute $\det(\Delta f_{i-1}, e_i)$:

$$\begin{aligned}\det(\Delta f_{i-1}, e_i) &\stackrel{(25)}{=} \dot{\lambda}_i \det(\Delta f_{i-1}, \dot{f}_i) + \lambda_i \det(\Delta f_{i-1}, \ddot{f}_i) + \mu_i \det(\Delta f_{i-1}, \Delta f_i) \\ &= \dot{\lambda}_i \bar{C} + \lambda_i H + \mu_i A \\ &= \left(\frac{D+E}{B} + \frac{A(I-G)}{B^2} + \frac{A(\bar{I}-H)}{B\bar{C}} - \frac{C\bar{C}}{B^2} - \frac{\bar{B}}{\bar{C}} \right) \dot{z}_i - \frac{H}{\bar{C}} \Delta z_{i-1} + \frac{G\bar{C}}{B^2} \Delta z_i + \frac{A}{B} \ddot{z}_i \\ &\quad + \left(\frac{AH}{B\bar{C}} \dot{z}_i + \frac{H}{\bar{C}} \Delta z_{i-1} - \frac{H}{B} \Delta z_i \right) + \left(\frac{AG}{B^2} \dot{z}_i - \frac{A}{B} \ddot{z}_i - \frac{AJ}{B^2} \Delta z_i \right)\end{aligned}$$

$$= \left(\frac{D+E}{B} + \frac{AI-C\bar{C}}{B^2} + \frac{A\bar{I}}{B\bar{C}} - \frac{\bar{B}}{\bar{C}} \right) \dot{z}_i + \left(\frac{\bar{C}G-AJ}{B^2} - \frac{H}{B} \right) \Delta z_i.$$

We will use the bracket notation for the determinant $[\cdot, \cdot] = \det(\cdot, \cdot)$. The numerator of the second parenthesis over the common denominator is

$$(26) \quad AJ - \bar{C}G + BH = [\Delta f_{i-1}, \Delta f_i][\dot{f}_i, \ddot{f}_i] - [\Delta f_{i-1}, \dot{f}_i][\Delta f_i, \ddot{f}_i] + [\Delta f_i, \dot{f}_i][\Delta f_{i-1}, \ddot{f}_i] = 0,$$

which follows from Lemma 3.7. The numerator of the first parenthesis over the common denominator is

$$\begin{aligned} & B(A\bar{I} - B\bar{B} + \bar{C}D) + \bar{C}(AI - C\bar{C} + BE) \\ &= B([\Delta f_{i-1}, \Delta f_i][\dot{f}_{i-1}, \dot{f}_i] - [\Delta f_i, \dot{f}_i][\Delta f_{i-1}, \dot{f}_{i-1}] + [\Delta f_{i-1}, \dot{f}_i][\Delta f_i, \dot{f}_{i-1}]) \\ &+ \bar{C}([\Delta f_{i-1}, \Delta f_i][\dot{f}_i, \dot{f}_{i+1}] - [\Delta f_i, \dot{f}_{i+1}][\Delta f_{i-1}, \dot{f}_i] + [\Delta f_i, \dot{f}_i][\Delta f_{i-1}, \dot{f}_{i+1}]) = 0, \end{aligned}$$

which follows from Lemma 3.7. Consequently, the two parentheses vanish and we obtain $\det(\dot{f}_i, e_i) = 0$. Let us now compute $\det(\dot{f}_i, e_i)$:

$$\begin{aligned} \det(\dot{f}_i, e_i) &\stackrel{(25)}{=} \lambda_i \det(\dot{f}_i, \ddot{f}_i) + \mu_i \det(\dot{f}_i, \Delta f_i) - \mu_{i-1} \det(\dot{f}_i, \Delta f_{i-1}) = \lambda_i J - \mu_i B + \mu_{i-1} \bar{C} \\ &= \left(\frac{AJ}{B\bar{C}} \dot{z}_i + \frac{J}{\bar{C}} \Delta z_{i-1} - \frac{J}{B} \Delta z_i \right) + \left(-\frac{G}{B} \dot{z}_i + \ddot{z}_i + \frac{J}{B} \Delta z_i \right) + \left(\frac{\bar{C}G}{B^2} \dot{z}_{i-1} - \frac{\bar{C}}{B} \ddot{z}_{i-1} - \frac{\bar{C}\bar{J}}{B^2} \Delta z_{i-1} \right) \\ &= \frac{\bar{C}G}{B^2} \dot{z}_{i-1} + \left(\frac{AJ}{B\bar{C}} - \frac{G}{B} \right) \dot{z}_i + \left(\frac{J}{\bar{C}} - \frac{\bar{C}\bar{J}}{B^2} \right) \Delta z_{i-1} + \ddot{z}_i - \frac{\bar{C}}{B} \ddot{z}_{i-1} \\ &\stackrel{(24)}{=} \left(\frac{\bar{C}G}{B^2} + \frac{H}{B} \right) \dot{z}_{i-1} + \left(\frac{AJ}{B\bar{C}} - \frac{G}{B} - \frac{\bar{G}}{B} \right) \dot{z}_i + \left(\frac{J}{\bar{C}} - \frac{\bar{C}\bar{J}}{B^2} - \frac{K+L}{B} \right) \Delta z_{i-1} \\ &\stackrel{(23)}{=} \left(\frac{AJ}{B\bar{C}} - \frac{G}{B} + \frac{H}{\bar{C}} \right) \dot{z}_i + \left(\frac{J}{\bar{C}} - \frac{\bar{C}\bar{J} - \bar{G}\bar{I}}{B^2} - \frac{K+L}{B} + \frac{H\bar{I}}{B\bar{C}} \right) \Delta z_{i-1}. \end{aligned}$$

The numerator of the first parenthesis over the common denominator is $AJ - \bar{C}G + BH$ and therefore equals the one in Equation (26), hence vanishes. The numerator of the second parenthesis over the common denominator is

$$\begin{aligned} & \bar{B}(\bar{B}J - \bar{C}K + H\bar{I}) - \bar{C}(\bar{B}L - \bar{G}\bar{I} + \bar{C}\bar{J}) \\ &= \bar{B}([\Delta f_{i-1}, \dot{f}_{i-1}][\dot{f}_i, \ddot{f}_i] - [\Delta f_{i-1}, \dot{f}_i][\dot{f}_{i-1}, \ddot{f}_i] + [\Delta f_{i-1}, \ddot{f}_i][\dot{f}_{i-1}, \dot{f}_i]) \\ &- \bar{C}([\Delta f_{i-1}, \dot{f}_{i-1}][\dot{f}_{i-1}, \dot{f}_i] - [\Delta f_{i-1}, \ddot{f}_{i-1}][\dot{f}_{i-1}, \dot{f}_i] + [\Delta f_{i-1}, \dot{f}_i][\dot{f}_{i-1}, \ddot{f}_{i-1}]) = 0, \end{aligned}$$

which follows from Lemma 3.7. Hence, the two parentheses vanish and we obtain $\det(\bar{f}_i, e_i) = 0$. Consequently, $e_i = 0$ which is equivalent to Equation (5). \square

Theorem 3.8 implies that a framework can be lifted to a semi-discrete conjugate surface if and only if it is stressable. We therefore make the following definition.

Definition 3.9. We call a semi-discrete framework f *liftable* if there exists a semi-discrete conjugate surface $F = (f, z)$ in \mathbb{R}^3 which orthogonally projects to f .

Theorem 3.8 implies that liftability and stressability are equivalent.

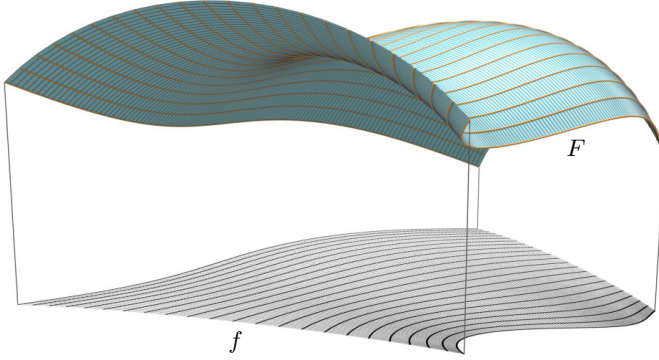


FIGURE 7. Lifting of a stressable framework. The semi-discrete framework f in the plane is the orthogonal projection of a semi-discrete conjugate surface F . All strips on F are developable surfaces. The smooth curves F_i on F project to the smooth curves f_i in the framework f . The rulings of each strip of F map to the rulings of the framework f , i.e., the orthogonal projection of $\Delta F_i(t)$ is $\Delta f_i(t)$ for all t .

4. STRESSABILITY OF SPECIAL SEMI-DISCRETE FRAMEWORKS

Suppose we are given a framework in the plane $f : U \rightarrow \mathbb{R}^2$. Its stressability is equivalent to the existence of stress functions (λ, μ) which fulfill Equation (5):

$$\dot{\lambda}_i \dot{f}_i + \lambda_i \ddot{f}_i + \mu_i \Delta f_i - \mu_{i-1} \Delta f_{i-1} = 0.$$

For any given framework f the above equation is a linear system of ODEs in λ and μ , so in non-degenerate cases (i.e., if the functions are sufficiently smooth and do not vanish) the system is locally solvable, therefore the framework is liftable.

As parameter space we are always using $U = \{0, \dots, n\} \times [0, T]$. In that way we are putting an emphasis on considering $n - 1$ strips between 0 and n . The boundary strips between f_{-1}, f_0 and between f_n, f_{n+1} are introduced for an easier handling of potential boundary forces (see Definition 2.4 and Figure 5 left for an illustration of the semi-discrete parameter domain with the two boundary strips).

Example 4.1 (1-curve framework). The most minimalist non-trivial example is a framework that consists of only one curve with boundary force vectors attached along it (see Figure 5 left). In this case $U = \{0\} \times [0, T]$. The self-stressability condition of this framework reads

$$\dot{\lambda}_0 \dot{f}_0 + \lambda_0 \ddot{f}_0 + \mu_0 \Delta f_0 - \mu_{-1} \Delta f_{-1} = 0.$$

We can prescribe the curves f_{-1}, f_0, f_1 and one of the three stress functions $\lambda_0, \mu_{-1}, \mu_0$. We need f_{-1} and f_1 only to prescribe the directions of the boundary forces. Then the remaining two stress functions can be determined in such a way that the condition above is satisfied.

In the case where we have no boundary forces, i.e., $\mu_{-1} = \mu_n = 0$, Equation (9) implies $H_\gamma(f(0, t)) = 0$. Hence, the boundary curve $L(0, \cdot)$ of the lifting L lies in a horizontal plane. Recall that Proposition 3.6 implies that the lifting of the first curve is an affine image of the lifting of the last curve if we lift the framework in the reversed order. Consequently, the other boundary curve, $L(n, \cdot)$, also lies in a plane if the boundary forces are vanishing. We obtain the following proposition.

Proposition 4.2. *Stressed frameworks f with vanishing boundary forces ($\mu_{-1} = \mu_n = 0$) have liftings with planar boundary curves.*

Note that the reverse statement does not hold as can be deduced from simple counterexamples.

The above condition of vanishing boundary forces ($\mu_{-1} = \mu_n = 0$) implies a condition for the framework f to be liftable. Let us determine this condition for the simplest (non-trivial) case of a framework consisting of just one strip.

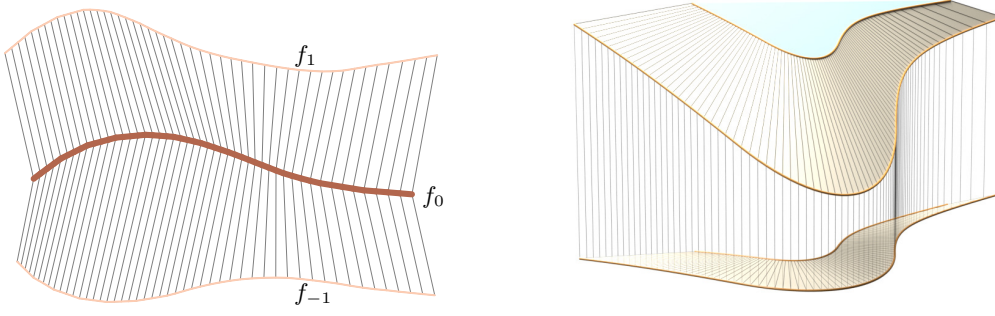


FIGURE 8. *Left*: A curve f_0 with boundary forces pointing from f_0 to the curves f_{-1} and f_1 . Any such configuration of a curve with two neighboring curves is stressable (cf. Example 4.1). *Right*: A framework f consisting of just one strip (i.e., two neighboring curves) and with no boundary forces ($\mu_{-1} = \mu_1 = 0$). Such a framework is liftable only if Equation (31) holds (cf. Example 4.3).

Example 4.3 (1-strip framework). Let $f : U \rightarrow \mathbb{R}^2$, $U = \{0, 1\} \times [0, T]$, be a framework consisting of just one strip (i.e., two neighboring curves) and with no boundary forces ($\mu_{-1} = \mu_1 = 0$), see Figure 8 right. Such a framework is liftable if there are functions $\lambda_0, \lambda_1, \mu_0$ satisfying the system

$$\begin{cases} \dot{\lambda}_0 \dot{f}_0 + \lambda_0 \ddot{f}_0 + \mu_0 \Delta f_0 = 0 \\ \dot{\lambda}_1 \dot{f}_1 + \lambda_1 \ddot{f}_1 - \mu_0 \Delta f_0 = 0. \end{cases}$$

By scalar multiplying both equations with two linearly independent vectors $\dot{f}_0^\perp, \Delta f_0^\perp$ we obtain an equivalent system of four equations ($^\perp$ denotes the rotation through 90 degrees)

$$\begin{cases} \lambda_0 \det(\dot{f}_0, \ddot{f}_0) + \mu_0 \det(\dot{f}_0, \Delta f_0) = 0 \\ \dot{\lambda}_1 \det(\dot{f}_0, \dot{f}_1) + \lambda_1 \det(\dot{f}_0, \ddot{f}_1) - \mu_0 \det(\dot{f}_0, \Delta f_0) = 0 \\ \dot{\lambda}_0 \det(\Delta f_0, \dot{f}_0) + \lambda_0 \det(\Delta f_0, \ddot{f}_0) = 0 \\ \dot{\lambda}_1 \det(\Delta f_0, \dot{f}_1) + \lambda_1 \det(\Delta f_0, \ddot{f}_1) = 0. \end{cases}$$

Using the notation introduced in Equations (22) with $i = 1$ the system becomes

$$(27) \quad \lambda_0 \bar{J} - \mu_0 \bar{B} = 0$$

$$(28) \quad \dot{\lambda}_1 \bar{I} + \lambda_1 K + \mu_0 \bar{B} = 0$$

$$(29) \quad \dot{\lambda}_0 \bar{B} + \lambda_0 \bar{G} = 0$$

$$(30) \quad \dot{\lambda}_1 \bar{C} + \lambda_1 H = 0.$$

Equations (29) and (30) imply

$$\lambda_0 = \exp\left(-\int \frac{\bar{G}}{\bar{B}}\right) \quad \text{and} \quad \lambda_1 = \exp\left(-\int \frac{H}{\bar{C}}\right).$$

Substituting Equation (27) into Equation (28) yields

$$\dot{\lambda}_1 \bar{I} + \lambda_1 K + \lambda_0 \bar{J} = 0.$$

By substituting the λ 's into this equation we obtain the condition on the liftability of the 1-strip framework f :

$$-\bar{I} \frac{H}{\bar{C}} \exp\left(-\int \frac{H}{\bar{C}}\right) + K \exp\left(-\int \frac{H}{\bar{C}}\right) + \bar{J} \exp\left(-\int \frac{\bar{G}}{\bar{B}}\right) = 0,$$

or equivalently

$$\bar{C}K - H\bar{I} + \bar{C}\bar{J}\exp\left(\int \frac{H}{\bar{C}} - \frac{\bar{G}}{\bar{B}}\right) = 0.$$

By the Grassman-Plücker relation (Lemma 3.7) we obtain

$$\bar{C}K - H\bar{I} = [\Delta f_0, \dot{f}_1][\dot{f}_0, \ddot{f}_1] - [\Delta f_0, \ddot{f}_1][\dot{f}_0, \dot{f}_1] = [\Delta f_0, \dot{f}_0][\dot{f}_1, \ddot{f}_1] = \bar{B}J.$$

Consequently, our condition reads

$$-\frac{\bar{B}J}{\bar{C}\bar{J}} = \exp\left(\int \frac{H}{\bar{C}} - \frac{\bar{G}}{\bar{B}}\right) = \exp(M), \quad \text{where} \quad M = \int \frac{H}{\bar{C}} - \frac{\bar{G}}{\bar{B}}.$$

Differentiating yields

$$-\frac{(\dot{\bar{B}}J + \bar{B}\dot{J})\bar{C}\bar{J} - \bar{B}J(\dot{\bar{C}}\bar{J} + \bar{C}\dot{\bar{J}})}{\bar{C}^2\bar{J}^2} = \exp(M)\dot{M} = -\frac{\bar{B}J}{\bar{C}\bar{J}}\left(\frac{H}{\bar{C}} - \frac{\bar{G}}{\bar{B}}\right),$$

which is equivalent to

$$J\bar{J}(\bar{B}(\dot{\bar{C}} + H) - \bar{C}(\dot{\bar{B}} + G)) + \bar{B}\bar{C}(\dot{J}\bar{J} - J\dot{\bar{J}}) = 0.$$

Switching back to the determinant notation we get the condition

$$(31) \quad \begin{aligned} & [\dot{f}_0, \ddot{f}_0][\dot{f}_1, \ddot{f}_1]([\Delta f_0, \dot{f}_0](2[\Delta f_0, \ddot{f}_1] - [\dot{f}_0, \dot{f}_1]) - [\Delta f_0, \dot{f}_1](2[\Delta f_1, \ddot{f}_1] - [\dot{f}_0, \dot{f}_1])) \\ & = [\Delta f_0, \dot{f}_0][\Delta f_0, \dot{f}_1]([\dot{f}_0, \ddot{f}_0][\dot{f}_1, \ddot{f}_1] - [\dot{f}_1, \ddot{f}_1][\dot{f}_0, \ddot{f}_0]). \end{aligned}$$

From Example 4.3 we obtain the following condition.

Proposition 4.4. *A one-strip framework $f : U \rightarrow \mathbb{R}^2$, $U = \{0, 1\} \times [0, T]$, with no boundary forces ($\mu_{-1} = \mu_1 = 0$), is liftable if and only if Equation (31) holds.*

Remark 4.5. It remains an *open problem* to find liftability conditions for a framework with n strips with $\mu_{-1} = \mu_n = 0$ for $n \geq 2$.

ACKNOWLEDGEMENTS

C.M. gratefully acknowledges the support by the Austrian Science Fund (FWF) through grant I 4868 (DOI 10.55776/I4868) and by the Heilbronn Institute for Mathematical Research (HIMR) through an International Visitor Award, funded by the UKRI/EPSRC Additional Funding Programme for Mathematical Sciences.

REFERENCES

- [1] W. Baker and A. McRobie, editors. *The Geometry of Equilibrium: James Clerk Maxwell and 21st-Century Structural Mechanics*. Cambridge University Press, 2025.
- [2] C. Borcea and I. Streinu. Liftings and stresses for planar periodic frameworks. In *Proceedings of the thirtieth annual symposium on Computational geometry*, pages 519–528, 2014.
- [3] C. Borcea and I. Streinu. Liftings and stresses for planar periodic frameworks. *Discrete Comput. Geom.*, 53(4):747–782, 2015.
- [4] R. Connelly, E. D. Demaine, and G. Rote. Straightening polygonal arcs and convexifying polygonal cycles. *Discrete Comput. Geom.*, 30(2):205–239, 2003.
- [5] R. Connelly and S. D. Guest. *Frameworks, Tensegrities, and Symmetry*. Cambridge University Press, 2022.
- [6] L. Cremona. *Le figure reciproche nella statica grafica del prof. L. Cremona*. Tipografia di Giuseppe Bernardoni, 1872.
- [7] O. Karpenkov, F. Mohammadi, C. Müller, and B. Schulze. A differential approach to maxwell-cremona liftings, 2023.
- [8] O. Karpenkov and C. Mueller. Geometric criteria for realizability of tensegrities in higher dimensions. *SIAM J. Discrete Math.*, 35(2):637–660, 2021.

- [9] O. Karpenkov, C. Müller, G. Panina, B. Servatius, H. Servatius, and D. Siersma. Equilibrium stressability of multidimensional frameworks. *Eur. J. Math.*, 8(1):33–61, 2022.
- [10] O. Karpenkov, B. Servatius, and H. Servatius. Liftings of surfaces in the plane, 2025.
- [11] O. N. Karpenkov. Finite and infinitesimal flexibility of semidiscrete surfaces. *Arnold Math. J.*, 1(4):403–444, 2015.
- [12] O. N. Karpenkov and J. Wallner. On offsets and curvatures for discrete and semidiscrete surfaces. *Beitr. Algebra Geom.*, 55:207–228, 2014.
- [13] J. C. Maxwell. On reciprocal figures and diagrams of forces. *The London, Edinburgh, and Dublin Philosophical Magazine and Journal of Science*, 27(182):250–261, 1864.
- [14] J. C. Maxwell. I. On reciprocal figures, frames, and diagrams of forces. *Earth and Environmental Science Transactions of the Royal Society of Edinburgh*, 26(1):1–40, 1870.
- [15] T. Mitchell, W. Baker, A. McRobie, and A. Mazurek. Mechanisms and states of self-stress of planar trusses using graphic statics, part i: The fundamental theorem of linear algebra and the airy stress function. *International Journal of Space Structures*, 31(2-4):85–101, 2016.
- [16] C. Müller. Semi-discrete constant mean curvature surfaces. *Math. Z.*, 279(1-2):459–478, 2015.
- [17] C. Müller and J. Wallner. Semi-discrete isothermic surfaces. *Results Math.*, 63(3-4):1395–1407, 2013.
- [18] H. Pottmann, A. Schiftner, P. Bo, H. Schmiedhofer, W. Wang, N. Baldassini, and J. Wallner. Freeform surfaces from single curved panels. *ACM Trans. Graph.*, 27(3):1–10, 2008.
- [19] J. Richter-Gebert. *Perspectives on projective geometry*. Springer, Heidelberg, 2011.
- [20] K. Rybníkov. Stresses and liftings of cell-complexes. *Discrete Comput. Geom.*, 21(4):481–517, 1999.
- [21] M. Sitharam, A. S. J. John, and J. Sidman. *Handbook of Geometric Constraint Systems Principles*. Discrete Mathematics and Its Applications. CRC Press, Taylor & Francis Group, 2018.
- [22] J. E. Toth, C. D. Goodman and J. O’Rourke, editors. *Handbook of discrete and computational geometry*. Discrete Mathematics and its Applications (Boca Raton). Chapman & Hall/CRC, Boca Raton, FL, third edition, 2018.
- [23] W. Whiteley, P. F. Ash, E. Bolker, and H. Crapo. Convex polyhedra, Dirichlet tessellations, and spider webs. In *Shaping space*, pages 231–251. Springer, New York, 2013.

Authors’ addresses:

Department of Mathematical Sciences, University of Liverpool, UK

`karpenk@liverpool.ac.uk`

Institute of Discrete Mathematics and Geometry, TU Wien, Austria

`cmueller@geometrie.tuwien.ac.at`

Department of Mathematical Sciences, University of Liverpool, UK

`annap@liverpool.ac.uk`