

Properties of Egalitarian Sequences of Committees: Theory and Experiments

Paula Böhm¹, Robert Brederick¹, and Till Fluschnik²

²Technische Universität Clausthal, Institut für Informatik, Germany, {paula.boehm, robert.brederick}@tu-clausthal.de

²Humboldt-Universität zu Berlin, Department of Computer Science, Algorithm Engineering Group, Germany, till.fluschnik@hu-berlin.de

August 21, 2025

Abstract

We study the task of electing egalitarian sequences of τ committees given a set of agents with additive utilities for candidates available on each of τ levels. We introduce several rules for electing an egalitarian committee sequence as well as properties for such rules. We settle the computational complexity of finding a winning sequence for our rules and classify them against our properties. Additionally, we transform sequential election data from existing election data from the literature. Using this data set, we compare our rules empirically and test them experimentally against our properties.

1 Prologue

Preferences can be more fine-grained than a single-committee election can represent. For instance, instead of asking faculty members about their representative in an appointment committee, one can ask which candidate they prefer to be elected for each of several *levels* (roles), e.g., (co-)heads, professors, researchers, students. Consequently, people can vote in favor of candidates differing from their ‘overall favorite’ candidates, which permits respecting their opinions on a finer scale when selecting a committee for each level. Moreover, such *multilevel*, *sequential* elections allow us to ask for additional fairness criteria fulfilled by the committee sequence.

In this work, we focus on *egalitarian* committee sequences which maximize the satisfaction of the least satisfied agents. Next to this primary fairness criterion, there are secondary goals one can aim for: For example, a high overall satisfaction (i.e. sum of satisfactions) or maximizing the satisfaction of the next least satisfied agents lexicographically (consistent with many other settings). Furthermore, one could also exploit the multilevel setting by maximizing the minimum satisfaction per level. We wonder: what is the impact of including each of these secondary goals, evaluated both axiomatically and experimentally, and how do they relate to each other?

As application example, consider creating a music playlist for an event (to use the setting of one of our largest datasets, the labelled Spotify instances, see Section 5.1) which shall contain a fixed number of songs from each genre of a predefined list. The egalitarian approach ensures the

representation of all guests’ preferences to a minimum degree, including those with uncommon tastes. As additional goal, one might aim to maximize the minimum total satisfaction of the guests for a selection of a genre (maximin per genre) or to maximize the total satisfaction over the whole playlist (utilitarian approach). The former aims for high interest in the music over all genres while the latter aims to maximize the overall appreciation of the music.

In addition to modelling scenarios in which there are natural categories (e.g., selecting the favorite movie or game in multiple genres), sequential elections can be used for problems with a temporal component as well, e.g. which crop farmers prefer to grow in which month or which activity each member of a traveling group prefers for which day. Formally, our model receives the following input:¹

Definition 1. A (sequential, multilevel) election $\mathcal{E} = (A, \mathcal{C}, U, \kappa)$ consists of: A set A of n agents, a sequence $\mathcal{C} = (C_1, \dots, C_\tau)$ of subsets from a candidate set C of size m , a sequence $U = (u_1, \dots, u_\tau)$ of utilities $u_t: A \times C_t \rightarrow \mathbb{N}_0$, and a sequence $\kappa = (k_1, \dots, k_\tau)$ of nonnegative integers.

In applications, we would often assume normalized utilities for comparing satisfactions of different agents. This is, however, not required for any of our results.

Since we are interested in egalitarian committee sequences, we wish to find a sequence $\mathcal{X} = (X_1, \dots, X_\tau)$ of committees $X_t \subseteq C_t$ with $|X_t| = k_t$ for every $t \in T := \{1, \dots, \tau\}$ that maximizes

$$\text{scr}_A^{\min}(\mathcal{E}, \mathcal{X}) := \min_{a \in A} \text{scr}_A(\mathcal{E}, \mathcal{X}, a), \text{ where}$$

$$\text{scr}_A(\mathcal{E}, \mathcal{X}, a) := \sum_{t \in T} \sum_{c \in X_t} u_t(a, c) \quad (\text{agent score}).$$

Example 1. Four friends ($|A| = 4$) decide to spend a day together and want to plan their breakfast, lunch, and dinner ($\tau = 3$). For each of their meals (levels), they have two options ($|C_t| = 2$) of which they want to take exactly one ($k_t = 1$). They decide to distribute at most three points to each meal. Ben doesn’t like any of the breakfast options and Fina needs to leave before dinner, so both give zero points to all corresponding options. Dora and Eric have identical preferences. The points (utilities) are displayed in Table 1. The group’s first approach is to (a) maximize the

¹We could use unordered multisets instead of sequences, as the order does not affect our rules or properties. However, adhering to the literature maintains a consistent, simple syntax.

Table 1: Tables for our Example 1. (Top) Our friend group’s utilities. (Bottom) Winning committee sequences, each respecting a different optimization goal. All omitted solutions have a scr_A^{\min} score smaller than 3.

	Breakfast			Lunch		Dinner		
Ben	0	0	2	1	2	1		
Dora	3	0	3	0	1	2		
Eric	3	0	3	0	1	2		
Fina	0	3	0	3	0	0		

	(a)	(b)	(c)	(d)
scr_A^{\min}	0		3	3
scr_L^{\min}	5		3	4
scr_Σ	19	16	14	15
$\text{ord}_{\text{scr}_A}$	0,3,8,8	3,3,5,5	3,3,4,4	3,4,4,4

sum of points the selected options receive from each person. Consequently, would be selected. They note with discontent that Fina’s satisfaction (measured by the sum of points she assigned to the selection options) is zero and wonder whether there is a solution where the least satisfied is better off. They decide to make sure as first criterion that the minimum agent satisfaction (scr_A^{\min}) is maximal, and, only as second criterion, maximize the points received by the selected options. Since maximizing the sum of points as single criterion provided both, a maximal minimum points per level (scr_L^{\min}) and a maximum sum of all points (scr_Σ), they wonder: Given all solutions where the minimum agent satisfaction is maximum, should they (b) first maximize scr_Σ and then scr_L^{\min} , or (c) the other way around? For (b), wins, while wins for (c). Ben proposes as second optimization goal to (d) maximize the satisfaction of the second least satisfied agent, then the third least satisfied, and so on ($\text{ord}_{\text{scr}_A}$), which leads to as the winner. They think this is a good solution. Yet, they want to know more about the rules. “If only there were a scientific paper on that.”, Dora says. \triangleleft

Our Contributions. We introduce several rules for electing an egalitarian committee sequence. Our five rules are \mathcal{R}_{lex} , $\mathcal{R}_{A,\Sigma,L}$, $\mathcal{R}_{A,L,\Sigma}$, $\mathcal{R}_{\text{greedy}}$, and \mathcal{R}_Σ (see Section 3). Intuitively, committee sequences computed by \mathcal{R}_{lex} firstly maximize the smallest agent score, then the second smallest, and so on; $\mathcal{R}_{A,\Sigma,L}$ firstly maximizes the smallest agent score, secondly the sum of agent scores, and finally the smallest level score; $\mathcal{R}_{A,L,\Sigma}$ firstly maximizes the smallest agent score, then the smallest level score, and finally the sum of agent scores; $\mathcal{R}_{\text{greedy}}$ intuitively mimics \mathcal{R}_{lex} by iteratively selecting a candidate that improves \mathcal{R}_{lex} ’s objective function the most; \mathcal{R}_Σ iteratively selects candidates with the highest utility on each level.² We perform both a theoretical (Section 4) and an experimental analysis (Section 5). On the theoretical side:

- We show that finding a winning committee sequence

² \mathcal{R}_Σ is clearly non-egalitarian as it ignores agent scores by definition. Yet, we consider \mathcal{R}_Σ as a benchmark, since it mimics the straightforward rule mostly used in practice when customized rules are not available or known.

for \mathcal{R}_{lex} , $\mathcal{R}_{A,L,\Sigma}$, or $\mathcal{R}_{A,\Sigma,L}$ is an NP-hard task, even in quite restricted settings. In contrast, a winning committee sequence for $\mathcal{R}_{\text{greedy}}$ and \mathcal{R}_Σ can be found in polynomial-time.

- We formulate five properties for rules electing egalitarian committee sequences (see Section 4). We show that \mathcal{R}_{lex} is the only rule that satisfies all of our properties (see Table 2). $\mathcal{R}_{\text{greedy}}$ satisfies the least number of properties, \mathcal{R}_Σ the second-highest number. $\mathcal{R}_{A,\Sigma,L}$ satisfies one property more than $\mathcal{R}_{A,L,\Sigma}$.

On the experimental side:

- We took 7888 PrefLib Mattei and Walsh [2017] elections and assigned labels to the candidates based on real-world metadata, resulting in the largest preference dataset with labeled candidates, to the best of our knowledge. We used these labels to construct sequential elections by assigning candidates with the same label to the same level.
- We show that for each of our properties, $\mathcal{R}_{\text{greedy}}$ satisfies the property’s conditions for at least 88% of the instances.
- We see, e.g., that $\mathcal{R}_{\text{greedy}}$ performs well compared to \mathcal{R}_{lex} and achieves a higher minimum agent score on average than \mathcal{R}_Σ (however, this is not always the case).

Overall, our results recommend \mathcal{R}_{lex} . When runtime is central, our results promote $\mathcal{R}_{\text{greedy}}$ as a good heuristic for \mathcal{R}_{lex} .

Proof details to results marked with \star are deferred to the appendix.

Related Work. Selecting committees is an important topic from computational social choice with numerous applications following different goals (cf. Elkind et al. [2017]) such as individual excellence, proportionality, and diversity. The latter, our focus, is important whenever large parts of agents shall be covered or satisfied, but it is rather hard to formalize (see Section 4.2 in Baumeister et al. [2017]). The classical way is to follow an egalitarian approach [Aziz et al., 2018], where the least satisfied agent defines the quality of a committee.

Our model falls into the category of temporal elections (see Elkind et al. [2024b] for a survey). Computational aspects of finding sequences of committees have been considered in this context Elkind et al. [2024a], including rules for the special setting with two committees that shall overlap as much as possible Zech et al. [2024]. Kellerhals et al. [2021] and Brederbeck et al. [2022] require a minimum satisfaction in each time step with additional constraints on the difference between consecutive committees, but without aiming for (a minimum) satisfaction of agents. The model we use in this paper was essentially introduced by Deltl et al. [2023] (they consider $C_t = C$, $\sum_{c \in C_t} u_t(a, c) \leq 1$, and $k_t = k$ for some given k for every $t \in T, a \in A$). Deltl et al. [2023] studied the following computational problem with lower bounds on both scr_A^{\min} and scr_L^{\min} . EGALITAR-

Table 2: Summary of our results. The computational complexity refers to the problem of finding a winning committee sequence (*: easy to see). The (naturally rounded) proportion of the experimentally investigated (pairs of) instances for which a rule satisfies the conditions of the given property is given in braces: For P5, the results are based only on instances with at least two independent groups, for P3, on instance pairs with a common winning committee sequence.

Property	Rule: \mathcal{R}_A	\mathcal{R}_{lex}	$\mathcal{R}_{A,\Sigma,L}$	$\mathcal{R}_{A,L,\Sigma}$	$\mathcal{R}_{\text{greedy}}$	\mathcal{R}_{Σ}
Computational Complexity	NP-hard	NP-hard	NP-hard	NP-hard	P	P
<i>Safe Concatenation</i>	yes*	yes*	yes*	yes*	no (99.1)	yes*
<i>Safe Union</i>	yes*	yes*	yes*	yes*	no (99.3)	no (82.7)
<i>Sub-Consistency</i>	yes	yes	no (99.3)	no (99.0)	no (96.7)	yes
<i>Pareto efficiency</i>	no*	yes*	yes	no (95.8)	no (88.2)	yes*
<i>Independent Groups</i>	no	yes	no (10.5)	no (9.7)	yes	yes*

IAN COMMITTEE SEQUENCE ELECTION (GCSE)

Input: A set A of n agents, a sequence $\mathcal{C} = (C_1, \dots, C_\tau)$ of subsets of candidate set C with $m = |C|$, a sequence of nomination profiles $U = (u_1, \dots, u_\tau)$ with $u_t: A \rightarrow C_t \cup \{\emptyset\}$, a sequence $\kappa = (k_1, \dots, k_\tau)$, of non-negative integers, and two integers $x, y \in \mathbb{N}_0$.

Question: Is there a sequence $\mathcal{X} = (X_1, \dots, X_\tau)$ with $X_t \subseteq C_t$ and $|X_t| \leq k_t$ for all $t \in T$ such that

$$\text{scr}_L^{\min}(\mathcal{X}) \geq x \text{ and } \text{scr}_A^{\min}(\mathcal{X}) \geq y? \quad (1)$$

They focus on computational aspects, in particular parameterized algorithmics. While distinct formal properties of rules (the focus here) are well-studied in the classical setting [Aziz et al., 2018, Boehmer et al., 2020, Elkind et al., 2017, Faliszewski et al., 2019, Lackner and Skowron, 2023], research on (offline) sequential elections is very limited. Only known to us is the work of Chandak et al. [2024], where formal properties for proportional online, semi-online, and offline sequences are studied.

Categories (levels) are also used by Boehmer et al. [2020], but with the goal of allocating candidates to categories and not selecting from categories (as we do). Other aspects of selecting multiple (sub)committees have been considered, for example, by Bredereck et al. [2020], who also select a sequence of committees. In that work, however, agents have the same preferences for every time step. Mostly focusing on single-winner decisions, Freeman et al. [2017], Lackner [2020], and Parkes and Procaccia [2013] do allow evolving preferences, but in an online setting with different measures of solution quality. An offline setting is analyzed by Bulteau et al. [2021], but aiming for justified representation.

Related to our setting is participatory budgeting (PB), where a community votes on projects. Each project comes with an individual price and there is an overall budget. Lackner et al. [2021] study a temporal PB setting where agents are partitioned into groups and the goal is to have equal (temporal) fairness after some number of allocation rounds or to optimize the Gini coefficient. Jain et al. [2021] study PB with project groups (levels), but aim for optimizing the utilitarian welfare. Rey et al. [2020] design a complex PB framework using judgment aggregation, allowing to model dependencies between projects or quotas for project types, optimizing towards (super-)majorities.

2 Preliminaries

We denote by \mathbb{N}_0 and \mathbb{N} the set of natural numbers with and without zero, respectively. For two sequences $a = (a_1, \dots, a_n)$ and $b = (b_1, \dots, b_m)$, $a \circ b$ denotes the sequence $(a_1, \dots, a_n, b_1, \dots, b_m)$. For two set sequences $\mathcal{S} = (S_1, \dots, S_n)$ and $\mathcal{T} = (T_1, \dots, T_n)$, $\mathcal{S} \cup \mathcal{T}$ denotes the sequence $(S_1 \cup T_1, \dots, S_n \cup T_n)$.

Let A be a set of n agents, $\mathcal{C} = (C_1, \dots, C_\tau)$ be a sequence of subsets from a candidate set C of size m , and $U = (u_1, \dots, u_\tau)$ a sequence of utilities $u_t: A \times C_t \rightarrow \mathbb{N}_0$. For $A' \subseteq A$, we write $u_t(A', \cdot) := \sum_{a \in A'} u_t(a, \cdot)$ for short. Similarly, for $X \subseteq C_t$, we write $u_t(\cdot, X) := \sum_{c \in X} u_t(\cdot, c)$ for short.

Let \mathbf{E} denote the set of all elections. For each election $\mathcal{E} = (A, \mathcal{C}, U, \kappa) \in \mathbf{E}$, let $\mathbf{X}(\mathcal{E}) = \{\mathcal{X} = (X_1, \dots, X_\tau) \mid \forall t: X_t \subseteq C_t\}$ denote the set of all committee sequences for \mathcal{E} . A committee $X \subseteq C$ is *valid for level t* if $X \subseteq C_t$ and $|X| = k_t$. A committee sequence $\mathcal{X} = (X_1, \dots, X_\tau)$ is *valid* if for each $t \in \{1, \dots, \tau\}$, committee X_t is valid for level t . A rule is a mapping $\mathcal{R}(\mathcal{E}) \mapsto \mathbf{X}'$ with $\mathbf{X}' \subseteq \mathbf{X}(\mathcal{E})$. For instance,

$$\begin{aligned} \mathcal{R}_{\text{vld}}(\mathcal{E}) &:= \{\text{valid } \mathcal{X} \in \mathbf{X}(\mathcal{E})\} \\ &= \{(X_1, \dots, X_\tau) \in \mathbf{X}(\mathcal{E}) \mid \forall t: |X_t| = k_t\}. \end{aligned} \quad (2)$$

is the rule that maps every election to its set of valid committee sequences.

3 Central Rules

Analogously to Example 1, we first formalize the straightforward (but non-egalitarian) *sum rule* \mathcal{R}_{Σ} , used “as benchmark.”

Sum Rule. Our first rule selects committees in an obvious way: independently for each level, select iteratively the candidate that receives the highest utility. For every $t \in \{1, \dots, \tau\}$, let $\mathcal{P}_t^*(\mathcal{E}) := \arg \max_{X' \subseteq C_t: |X'|=k_t} \sum_{a \in A} \sum_{c \in X'} u_t(a, c)$ be the set of all valid committees that reach the highest sum of utilities. We define

$$\mathcal{R}_{\Sigma}(\mathcal{E}) := \mathcal{P}_1^*(\mathcal{E}) \times \dots \times \mathcal{P}_{\tau}^*(\mathcal{E}). \quad (3)$$

Greedy selection of candidates maximally increasing the sum of utilities finds a winning committee sequence for \mathcal{R}_{Σ} in polynomial time.

Egalitarian Sum Rules. The most basic egalitarian rule is

$$\mathcal{R}_A(\mathcal{E}) := \arg \max_{\mathcal{X} \in \mathcal{R}_{\text{vld}}(\mathcal{E})} \text{scr}_A^{\min}(\mathcal{E}, \mathcal{X}). \quad (4)$$

We aim to study three rules that select committee sequences from \mathcal{R}_A 's co-winning set regarding further optimization goals. These three rules are $\mathcal{R}_{A,\Sigma,L}$ and $\mathcal{R}_{A,L,\Sigma}$, and \mathcal{R}_{lex} . We will show that finding a winner for these rules is NP-hard, even in quite restricted settings. Deltl et al. [2023, Theorem 2] proved that \mathcal{R}_A when $u_t(a, C_t) \leq 1$ for every level t is NP-hard even if $\tau \geq 2$ or if $k \geq 1$. Their problem is solvable in polynomial-time if $\tau = 1$ and in $f(n) \cdot |I|^{O(1)}$ time with instance I having n agents (and hence polynomial-time solvable for a constant number of agents). We prove that this is quite different in our model due to the generalized utilities (for details about the Exponential Time Hypothesis (ETH), see Impagliazzo and Paturi [2001]).

Theorem 1 (★). *The problem of finding a winning committee sequence for \mathcal{R}_A is*

- (a) *NP-hard, when the utilities are encoded in binary, even if there are only two agents and $k_t = 1$ for every level t ;*
- (b) *not solvable in $f(n) \cdot |I|^{O(1)}$ time for any function f only depending on the number n of agents in instance I , even for unarily encoded utilities, unless $W[1] = FPT$;*
- (c) *NP-hard even if $\tau = 1$ and $u_t(a, C) \leq 2$ for every level t ; This case cannot be solved in $2^{o(m)} \cdot (n+m)^{O(1)}$ time unless the ETH breaks.*

Proof. We prove (b) and defer the proofs of (a) and (c) due to the space constraints to the appendix.

(b) We give a polynomial-time many-one reduction from UNARY BIN PACKING, where, given an instance I consisting of a multiset $X = \{x_1, \dots, x_N\}$ of numbers and $k, B \in \mathbb{N}$, every number being unarily encoded, the question is whether there is a partition $S_1 \uplus \dots \uplus S_k = S := \{1, \dots, N\}$ of the index set such that $\sum_{s \in S_i} x_s \leq B$ for all $i \in \{1, \dots, k\}$. Let $A = \{a_1, \dots, a_k\}$, $C = \{c_1, \dots, c_k\}$, and $M = 1 + \sum_{s \in S} x_s$. For every $s \in \{1, \dots, N\}$ construct a level and let $C_s = C$, $k_s = 1$, and the utilities be as follows: $u_s(a_i, c_j) := M - x_s$ if $i = j$, and $u_s(a_i, c_j) := M$ if $i \neq j$. Note that the utilities can be unarily encoded in polynomial time. We claim that I is a *yes*-instance if and only if $\text{scr}_A^{\min}(\mathcal{E}, \mathcal{X}) \geq N \cdot M - B$. The following correspondence holds: $s \in S_i$ if and only if $C_s = \{c_i\}$. It holds that $\text{scr}_A^{\min}(\mathcal{E}, \mathcal{X}, a_i) = \sum_{s \notin S_i} M + \sum_{s \in S_i} (M - x_s) = N \cdot M - \sum_{s \in S_i} x_s$. Hence, we have that $\text{scr}_A^{\min}(\mathcal{E}, \mathcal{X}, a_i) \geq N \cdot M - B$ if and only if $\sum_{s \in S_i} x_s \leq B$. Since this holds for each agent a_i and part S_i of the partition, the claim follows.

Jansen et al. [2013] proved that UNARY BIN PACKING cannot be solved in $f(k) \cdot |I|^{O(1)}$ time for any function f only depending on k , unless $W[1] = FPT$. The reduction runs in polynomial time and constructs k agents in an equivalent instance. \square

We prove that every winner for $\mathcal{R}_{A,\Sigma,L}$, $\mathcal{R}_{A,L,\Sigma}$, or \mathcal{R}_{lex} is also winning for \mathcal{R}_A , and hence conclude NP-hardness also for these rules.

Our first two rules' additional optimization goals are based on the *level* score $\text{scr}_L(\mathcal{E}, \mathcal{X}, t) := \sum_{a \in A} \sum_{c \in X_t} u_t(a, c)$ and directly take into account the minimum level score $\text{scr}_L^{\min}(\mathcal{E}, \mathcal{X}) := \min_{t \in T} \text{scr}_L(\mathcal{E}, \mathcal{X}, t)$ and the sum score $\text{scr}_\Sigma(\mathcal{E}, \mathcal{X}) := \sum_{a \in A} \text{scr}_A(\mathcal{E}, \mathcal{X}, a)$. While $\mathcal{R}_{A,L,\Sigma}$ maximizes the minimum level score before the sum score, $\mathcal{R}_{A,\Sigma,L}$ maximizes the sum score before the level score (recall that both maximize the minimum agent score first). We formalize this by assigning suitable weights to the corresponding scores as follows.

Let $\theta(\mathcal{E}) := 1 + \max_{t \in T, \mathcal{X} \in \mathbf{X}(\mathcal{E})} \text{scr}_L(\mathcal{E}, \mathcal{X}, t)$ be the maximum level score plus one and $\sigma(\mathcal{E}) := 1 + \max_{\mathcal{X} \in \mathbf{X}(\mathcal{E})} \text{scr}_\Sigma(\mathcal{E}, \mathcal{X})$ the maximum sum score plus one. Let $\vec{\mathbf{v}}(\mathcal{E}, \mathcal{X}) = (\text{scr}_A^{\min}(\mathcal{E}, \mathcal{X}), \text{scr}_L^{\min}(\mathcal{E}, \mathcal{X}), \text{scr}_\Sigma(\mathcal{E}, \mathcal{X}))$ be the vector consisting of the three scores scr_A^{\min} , scr_L^{\min} , and scr_Σ . Intuitively, we define weights using θ and σ to the scores in $\vec{\mathbf{v}}$ such that improving one score is better than one other, and improving the third score is even better than improving both of the former. We define

$$\begin{aligned} \mathcal{R}_{A,L,\Sigma}(\mathcal{E}) &:= \arg \max_{\mathcal{X} \in \mathcal{R}_{\text{vld}}(\mathcal{E})} \vec{\mathbf{v}}(\mathcal{E}, \mathcal{X}) \cdot \begin{pmatrix} \theta(\mathcal{E}) \cdot \sigma(\mathcal{E}) \\ \sigma(\mathcal{E}) \\ 1 \end{pmatrix} \\ \mathcal{R}_{A,\Sigma,L}(\mathcal{E}) &:= \arg \max_{\mathcal{X} \in \mathcal{R}_{\text{vld}}(\mathcal{E})} \vec{\mathbf{v}}(\mathcal{E}, \mathcal{X}) \cdot \begin{pmatrix} \theta(\mathcal{E}) \cdot \sigma(\mathcal{E}) \\ 1 \\ \theta(\mathcal{E}) \end{pmatrix}. \end{aligned}$$

Lemma 1. (i) $\mathcal{X} \in \mathcal{R}_{A,L,\Sigma}(\mathcal{E})$ if and only if $\mathcal{X} \in \mathcal{R}_A(\mathcal{E})$ has maximal sum score among all that have maximal level score. (ii) $\mathcal{X} \in \mathcal{R}_{A,\Sigma,L}(\mathcal{E})$ if and only if $\mathcal{X} \in \mathcal{R}_A(\mathcal{E})$ has maximal level score among all that have maximal sum score.

Due to Lemma 1, it follows that $\mathcal{R}_{A,L,\Sigma}(\mathcal{E}) \subseteq \mathcal{R}_A(\mathcal{E})$ and $\mathcal{R}_{A,\Sigma,L}(\mathcal{E}) \subseteq \mathcal{R}_A(\mathcal{E})$ for every election \mathcal{E} . Thus, due to Theorem 1, finding a winner for each is NP-hard.

Lex Rule. We rate our next rule \mathcal{R}_{lex} as the “most egalitarian” of our rules: It not only maximizes the minimum agent score, but also the second smallest as the second goal, and so on. Let $\text{sat}(\mathcal{E}, \mathcal{X}, i) := |\{a \in A \mid \text{scr}_A(\mathcal{E}, \mathcal{X}, a) = i\}|$ be the number of agents with an agent score of i . \mathcal{R}_{lex} maximizes lexicographically the agents' satisfaction histogram $\vec{\text{sat}}(\mathcal{E}, \mathcal{X}) = (\text{sat}(\mathcal{E}, \mathcal{X}, 0), \text{sat}(\mathcal{E}, \mathcal{X}, 1), \dots, \text{sat}(\mathcal{E}, \mathcal{X}, Z(\mathcal{E})))$, where $Z(\mathcal{E}) := \max_{a \in A} \sum_{t \in T} u_t(a, C_t)$.³ Note that this equivalent to maximizing lexicographically the vector $\text{ord}_{\text{scr}_A}$ from Example 1. Again, we can formalize \mathcal{R}_{lex} by assigning suitable weights as follows.

$$\mathcal{R}_{\text{lex}}(\mathcal{E}) := \arg \min_{\mathcal{X} \in \mathcal{R}_{\text{vld}}(\mathcal{E})} \text{scr}^{\text{lex}}(\mathcal{E}, \mathcal{X}) \quad (5)$$

$$\text{scr}^{\text{lex}}(\mathcal{E}, \mathcal{X}) := \sum_{i=0}^{Z(\mathcal{E})} \text{sat}(\mathcal{E}, \mathcal{X}, i) \cdot (|A| + 1)^{Z(\mathcal{E})-i}.$$

The following connection is well-known.

Lemma 2 (★). *For every election \mathcal{E} and committee sequences $\mathcal{X}, \mathcal{X}' \in \mathbf{X}(\mathcal{E})$ it holds true that $\text{scr}^{\text{lex}}(\mathcal{E}, \mathcal{X}) < \text{scr}^{\text{lex}}(\mathcal{E}, \mathcal{X}') \iff \vec{\text{sat}}(\mathcal{E}, \mathcal{X}) \prec \vec{\text{sat}}(\mathcal{E}, \mathcal{X}')$.*

³Here, we lexicographically order as usual: For two number sequences $x = (x_1, \dots, x_n)$ and $y = (y_1, \dots, y_n)$, we write $x \prec y$ if for the smallest index i where x and y differ we have $x_i < y_i$.

Due to Lemma 2, it follows that $\mathcal{R}_{\text{lex}}(\mathcal{E}) \subseteq \mathcal{R}_A(\mathcal{E})$ for every election \mathcal{E} . Hence, finding a winner for \mathcal{R}_{lex} is NP-hard due to Theorem 1.

Greedy Rule. Since finding a winning committee sequence for our three preceding egalitarian rules is NP-hard, we present a polynomial-time greedy rule: On each level t , the initial solution selects all candidates receiving a positive utility from at least one agent if there are exactly k_t many of them, and no agent otherwise. Then the following is repeated: Choose a level t with a current committee smaller than k_t and a currently unselected candidate c on level t which leads to the largest decrease of the current scr^{lex} score and add this c to level t .

Definition 2. Rule $\mathcal{R}_{\text{greedy}}$ is formally defined as follows.

1. For each $t \in T$, let $C_t^+ := \{c \in C_t \mid u_t(A, c) > 0\}$ and $k_t := \min\{k_t, |C_t^+|\}$. Start with $\mathcal{X} = (X_1, \dots, X_\tau)$, where $X_t = C_t^+$ if $|C_t^+| = k_t$, and $X_t = \emptyset$ otherwise, for each $t \in T$.
2. Let $T' := \{t \in T \mid |X_t| < k_t\}$. Stop if $T' = \emptyset$.
3. Pick some $(t', c') \in \arg \min_{(t, c) \in S} \text{scr}^{\text{lex}}(\mathcal{E}, \mathcal{X} \cup_t \{c\})$, where $S = \{(t, c) \mid t \in T', c \in C_t^+ \setminus X_t\}$ and $\mathcal{X} \cup_t \{c\} := (X_1, \dots, X_t \cup \{c\}, \dots, X_\tau)$. Add this c' to $X_{t'}$. Go to step 2.

Definition 2 also describes how to find a winning committee sequence for $\mathcal{R}_{\text{greedy}}$ in polynomial time. Although $\mathcal{R}_{\text{greedy}}$ treats the least-satisfied agent that still can improve in each step, its outcome could be “less” egalitarian than one by our non-egalitarian rule \mathcal{R}_Σ .

Observation 1 (★). *There is an election \mathcal{E} and two committee sequences $\mathcal{X} \in \mathcal{R}_\Sigma(\mathcal{E})$ and $\mathcal{X}' \in \mathcal{R}_{\text{greedy}}(\mathcal{E})$ such that $\text{scr}_A^{\min}(\mathcal{E}, \mathcal{X}) > \text{scr}_A^{\min}(\mathcal{E}, \mathcal{X}')$.*

4 Central Properties

In this section, we discuss the fingerprints of our rules on central properties (see Table 2 for an overview). In our analysis, the basic egalitarian rule \mathcal{R}_A serves as our baseline in the following sense:

- (a) We investigate \mathcal{R}_A for some desirable property.
- (b) We test our rules against this property and evaluate them as follows: The property *must* be satisfied if \mathcal{R}_A satisfies it, and *should preferably* be satisfied if \mathcal{R}_A violates it.

Our obtained set of desirable properties will allow each pair of rules to be distinguished (by one property). Through convention from (b), our analysis will show that \mathcal{R}_{lex} is “most egalitarian” in the sense that it is the only rule that not only satisfies all properties which \mathcal{R}_A satisfies, but also satisfies desirable properties that \mathcal{R}_A violates. We start with the desirable properties that \mathcal{R}_A satisfies.

Safeness. Since \mathcal{R}_A maximizes the minimum agent score, \mathcal{R}_A is safe against “merging” two elections in the following sense: In a merged election, the satisfaction of the least satisfied agent(s) shall not get worse. This is desirable since, conversely, “splitting” an election should not lead to better results. We can merge in two different ways:

a_1 :	a	c	e	g
a_2 :	a	c	f	h
a_3 :	b	d	e	—

Figure 1: Counterexample to Observation 2. All our counterexamples use $\{0, 1\}$ -utilities where, on each level $t \in T$ (here depicted column-wise), each agent gives a utility of one to at most one candidate and zero otherwise, (represented as $u_t: A \rightarrow C_t \cup \{-\}$).

Firstly, along two different disjoint sets of levels with the same agent set, and secondly along two disjoint agent sets voting over the same set of levels, but possibly different candidates. Accordingly, we derive the following two properties, which are slightly weaker, as they do *not* demand that the satisfaction of the least satisfied agent(s) does not get worse in *all* winning committee sequences of the merged election, but that there is *at least one* such winning committee sequence.

Property 1 (Safe Concatenation). Rule \mathcal{R} fulfills *safe concatenation* if for every two elections $\mathcal{E}_1 = (A, C, U, \kappa)$ and $\mathcal{E}_2 = (A', C', U', \kappa')$ we have that for all $\mathcal{X}_1 \in \mathcal{R}(\mathcal{E}_1), \mathcal{X}_2 \in \mathcal{R}(\mathcal{E}_2)$ there is an $\mathcal{X} \in \mathcal{R}(\mathcal{E})$ with $\mathcal{E} = (A, C \circ C', U \circ U', \kappa \circ \kappa')$ so that $\text{scr}_A^{\min}(\mathcal{E}, \mathcal{X}) \geq \text{scr}_A^{\min}(\mathcal{E}, \mathcal{X}_1 \circ \mathcal{X}_2)$.

When merging along two disjoint agent sets over the same number of levels instead, we first need to formalize how we merge utilities: For utilities $U = (u_1, \dots, u_\tau)$ over A, C and utilities $U' = (u'_1, \dots, u'_\tau)$ over A', C' with $A \cap A' = \emptyset$, $U \cup U'$ denotes $\bar{u}_t(a, c) = u_t(a, c)$ if $a \in A$ and $c \in C_t$, $\bar{u}_t(a, c) = u'_t(a, c)$ if $a \in A'$ and $c \in C'_t$, and $\bar{u}_t(a, c) = 0$ otherwise, for every $t \in T$. Intuitively, each agent’s utilities remain the same and zero utility is given to candidates only appearing in the other election.

Property 2 (Safe Union). Rule \mathcal{R} fulfills *safe union* if for any two elections $\mathcal{E}_1 = (A_1, C_1, U_1, \kappa_1)$ and $\mathcal{E}_2 = (A_2, C_2, U_2, \kappa_2)$ over the same number of levels but disjoint agent sets, we have that for all $\mathcal{X}_1 \in \mathcal{R}(\mathcal{E}_1), \mathcal{X}_2 \in \mathcal{R}(\mathcal{E}_2)$ there is an $\mathcal{X} \in \mathcal{R}(\mathcal{E})$ with $\mathcal{E} = (A_1 \cup A_2, C_1 \cup C_2, U_1 \cup U_2, \kappa_1 + \kappa_2)$ such that $\text{scr}_A^{\min}(\mathcal{E}, \mathcal{X}) \geq \text{scr}_A^{\min}(\mathcal{E}, \mathcal{X}_1 \cup \mathcal{X}_2)$.

Since $\mathcal{R}_{\text{lex}}, \mathcal{R}_{A, L, \Sigma}$, and $\mathcal{R}_{A, \Sigma, L}$ maximize the minimum agent score, they satisfy the two preceding properties. \mathcal{R}_Σ also satisfies *Safe Concatenation* since the concatenation of two winning committee sequences is again winning. This is not true for $\mathcal{R}_{\text{greedy}}$.

Observation 2. $\mathcal{R}_{\text{greedy}}$ violates *Safe Concatenation*.

Proof. See Figure 1 with $\kappa = (1, \dots, 1)$: After concatenation (along the dashed line), $(\{a\}, \{c\}, \{e\}, \{h\})$ (green circle) wins for $\mathcal{R}_{\text{greedy}}$, leaving a_3 with an agent score of 1. Yet, when concatenating individual winners (blue sphere) each agent gets an agent score of 2. \square

Safe Union is violated by both \mathcal{R}_Σ and $\mathcal{R}_{\text{greedy}}$.

Observation 3 (★). $\mathcal{R}_{\text{greedy}}$ and \mathcal{R}_Σ violate *Safe Union*.

Consistency. *Safe Union* provides one way to unite two elections (along two disjoint agent groups) where the committee sizes are additive, i.e., the committee sizes are summed up on each level. Another scenario is where the committee sizes are the same in both elections and do not change in their union. Note that in this setting, it makes no sense to require that the satisfaction of the least satisfied agent(s) shall not get worse in the united election. Yet, \mathcal{R}_A provides the following: If the two agent groups share a common solution, then this is also a solution for the elections' union.

Property 3 (Sub-Consistency). Rule \mathcal{R} satisfies *sub-consistency* if for every two elections $\mathcal{E}_1 = (A_1, \mathcal{C}, U_1, \kappa)$ and $\mathcal{E}_2 = (A_2, \mathcal{C}, U_2, \kappa)$ over the same candidate sequence \mathcal{C} , number of levels, and committee bounds, but disjoint agent sets A_1 and A_2 , it holds that if $M := \mathcal{R}(\mathcal{E}_1) \cap \mathcal{R}(\mathcal{E}_2) \neq \emptyset$, then $M \subseteq \mathcal{R}(A_1 \cup A_2, \mathcal{C}, U_1 \cup U_2, \kappa)$.

Properties similar to *Sub-Consistency* are stated by Boehmer et al. [2020] (for “line-up elections”) and Lackner and Skowron [2023].

\mathcal{R}_A satisfies *Sub-Consistency*, and so does \mathcal{R}_{lex} and \mathcal{R}_Σ , as the only two of our five rules.

Observation 4 (★). \mathcal{R}_A , \mathcal{R}_{lex} and \mathcal{R}_Σ satisfy *Sub-Consistency*.

Interestingly, *Sub-Consistency* disqualifies not only $\mathcal{R}_{\text{greedy}}$, but also $\mathcal{R}_{A,\Sigma,L}$ and $\mathcal{R}_{A,L,\Sigma}$ as egalitarian rules in our sense.

Observation 5 (★). Each of $\mathcal{R}_{A,\Sigma,L}$, $\mathcal{R}_{A,L,\Sigma}$, and $\mathcal{R}_{\text{greedy}}$ violates *Sub-Consistency*.

Pareto efficiency. One obvious weakness of \mathcal{R}_A is that there is no tie-breaking mechanism among all solutions that maximize scr_A^{\min} . One very common mechanism is to output no solutions that are *dominated*: For two committee sequences $\mathcal{X}, \mathcal{X}'$ we say that \mathcal{X} *dominates* \mathcal{X}' if $\forall a \in A : \text{scr}_A(\mathcal{E}, \mathcal{X}, a) \geq \text{scr}_A(\mathcal{E}, \mathcal{X}', a)$ and $\exists a' \in A : \text{scr}_A(\mathcal{E}, \mathcal{X}, a') > \text{scr}_A(\mathcal{E}, \mathcal{X}', a')$. Consider Figure 2(i). For the two highlighted committee sequences $\mathcal{X} =$

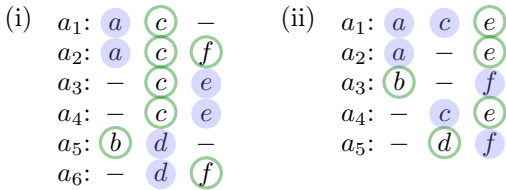


Figure 2: Counterexamples to Observation 6.

$(\{a\}, \{d\}, \{e\})$ (blue sphere) and $\mathcal{X}' = (\{b\}, \{c\}, \{f\})$, each agent is equally satisfied except for a_2 : she is better off with \mathcal{X}' , and hence \mathcal{X}' dominates \mathcal{X} . This is undesired and can be formulated as follows:

Property 4 (Pareto efficiency). A rule satisfies Pareto efficiency if it outputs no committee sequence which is dominated by a valid committee sequence.

The property is our only property that distinguishes $\mathcal{R}_{A,\Sigma,L}$ from $\mathcal{R}_{A,L,\Sigma}$ as follows.

Observation 6. $\mathcal{R}_{A,\Sigma,L}$ and \mathcal{R}_Σ satisfy *Pareto efficiency*. \mathcal{R}_A and $\mathcal{R}_{A,L,\Sigma}$ violate *Pareto efficiency*.

Proof. We have that if \mathcal{X} dominates \mathcal{X}' , then $\text{scr}_A^{\min}(\mathcal{E}, \mathcal{X}) \geq \text{scr}_A^{\min}(\mathcal{E}, \mathcal{X}')$ and $\text{scr}_\Sigma(\mathcal{E}, \mathcal{X}) > \text{scr}_\Sigma(\mathcal{E}, \mathcal{X}')$. Hence, the statement for $\mathcal{R}_{A,\Sigma,L}$ and \mathcal{R}_Σ follows. For $\mathcal{R}_{A,L,\Sigma}$ (and \mathcal{R}_A), see Figure 2(i) with $\kappa = (1, 1, 1)$: $\mathcal{X} = (\{a\}, \{d\}, \{e\})$ (blue sphere) and $\mathcal{X}' = (\{b\}, \{c\}, \{f\})$ (green circle) are the only valid committee sequences with minimum agent score of one (clearly, $\text{scr}_A^{\min}(\mathcal{E}, \mathcal{X}) \leq 1$ for every valid \mathcal{X}). Since $2 = \text{scr}_L^{\min}(\mathcal{E}, \mathcal{X}) > \text{scr}_L^{\min}(\mathcal{E}, \mathcal{X}') = 1$, $\mathcal{R}_{A,L,\Sigma}$ selects \mathcal{X} . However, \mathcal{X}' dominates \mathcal{X} . \square

By definition, \mathcal{R}_{lex} satisfies *Pareto efficiency*. This is not the case for $\mathcal{R}_{\text{greedy}}$.

Observation 7. $\mathcal{R}_{\text{greedy}}$ violates *Pareto efficiency*.

Proof. See Figure 2(ii) with $\kappa = (1, 1, 1)$: $\mathcal{R}_{\text{greedy}}$ selects $(\{b\}, \{d\}, \{e\})$ (green circle), which is dominated by $(\{a\}, \{c\}, \{f\})$ (blue sphere). \square

Independent Groups. When different agent groups have disjoint interests (i.e., positive utilities only on disjoint level sets), then the outcome should be the same as if each agent group attended a separate election. This is not true for \mathcal{R}_A , as shown in Figure 3: On the separate

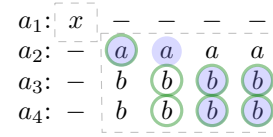


Figure 3: Counterexample to Observation 8.

election formed by a_2, a_3, a_4 on the levels 2 to 5, committee sequence $(\{a\}, \{a\}, \{b\}, \{b\})$ (blue sphere) witnesses that $(\{a\}, \{b\}, \{b\}, \{b\})$ (green circle) is not winning for \mathcal{R}_A . Yet, $(\{x\}, \{a\}, \{b\}, \{b\})$ wins for \mathcal{R}_A on the complete election, implausibly leaving a_2 less satisfied than possible. Before we can state our corresponding property, we formalize elections like the one in Figure 3. We say that an election $\mathcal{E} = (A, \mathcal{C} = (C_1, \dots, C_\tau), U = (u_1, \dots, u_\tau), \kappa = (k_1, \dots, k_\tau))$ is *groupable* (into r groups) if there is a partition $A = A_1 \uplus \dots \uplus A_r$ of the agent set and levels $1 \leq t_1 < t_2 < \dots < t_{r-1} < \tau = t_r$ such that for every $s \in \{1, \dots, r\}$, among all levels $t \in \{t_{s-1} + 1, \dots, t_s\} =: T_s$, where $t_0 = 0$, exactly the group A_s has positive utilities. For example, the election given in Figure 3 is groupable into $r = 2$ groups with $A_1 = \{a_1\}$, $A_2 = \{a_2, a_3, a_4\}$, $T_1 = \{1\}$, and $T_2 = \{2, 3, 4, 5\}$.

Property 5 (Independent Groups). Rule \mathcal{R} satisfies *independent groups* if for every election $\mathcal{E} = (A, \mathcal{C} = (C_1, \dots, C_\tau), U = (u_1, \dots, u_\tau), \kappa = (k_1, \dots, k_\tau))$ groupable into r groups, it holds true that $\mathcal{R}(\mathcal{E}) = \mathcal{R}(\mathcal{E}_1) \times \dots \times \mathcal{R}(\mathcal{E}_r)$, where $\mathcal{E}_s = (A_s, (C_t)_{t \in T_s}, (u_t)_{t \in T_s}, (k_t)_{t \in T_s})$, $s \in \{1, \dots, r\}$, are the corresponding elections.

In addition to \mathcal{R}_A , $\mathcal{R}_{A,\Sigma,L}$ and $\mathcal{R}_{A,L,\Sigma}$ also violate *Independent Groups*: A group with small maximal minimum agent score can lead to other scores being optimized for another group even at cost of the maximal minimum agent score.

Observation 8 (★). Each of \mathcal{R}_A , $\mathcal{R}_{A,\Sigma,L}$, and $\mathcal{R}_{A,L,\Sigma}$ violates *Independent Groups*.

\mathcal{R}_Σ trivially satisfies *Independent Groups* since it selects committees for each level independently. Intuitively, scr^{lex} also optimizes each group independently. Indeed, we have the following.

Proposition 1. \mathcal{R}_{lex} and $\mathcal{R}_{\text{greedy}}$ satisfy *Independent Groups*.

Proof. For \mathcal{R}_{lex} : Let $\mathcal{X} \in \mathcal{R}_{\text{lex}}(\mathcal{E})$. Let $\mathcal{X} = \bigcup_{s=1}^r \mathcal{X}_s$, where \mathcal{X}_s has only non-empty committees on T_s , and let $\bar{\mathcal{X}}_s$ be \mathcal{X}_s restricted to the levels in T_s . For every $A' \subseteq A$ and committee sequence $\mathcal{X}' \in \mathcal{R}_{\text{vld}}(\mathcal{E})$, let $\text{sat}(\mathcal{X}', A', i) := |\{a \in A' \mid \text{scr}_A(\mathcal{E}, \mathcal{X}', a) = i\}|$ and $\vec{\text{sat}}(\mathcal{X}', A') := (\text{sat}(\mathcal{X}', A', 0), \dots, \text{sat}(\mathcal{X}', A', Z(\mathcal{E})))$. We have $\vec{\text{sat}}(\mathcal{X}, A) = \sum_{s=1}^r \vec{\text{sat}}(\mathcal{X}_s, A_s)$. Suppose there is an $\bar{\mathcal{X}}'_s \in \mathcal{R}_{\text{lex}}(\mathcal{E}_s)$ with $\text{scr}^{\text{lex}}(\mathcal{E}_s, \bar{\mathcal{X}}'_s) < \text{scr}^{\text{lex}}(\mathcal{E}_s, \bar{\mathcal{X}}_s)$, which is equivalent to $\vec{\text{sat}}(\mathcal{E}_s, \bar{\mathcal{X}}'_s) \prec \vec{\text{sat}}(\mathcal{E}_s, \bar{\mathcal{X}}_s)$ (see Lemma 2). The latter is equivalent to $\vec{\text{sat}}(\mathcal{X}'_s, A_s) \prec \vec{\text{sat}}(\mathcal{X}_s, A_s)$, where \mathcal{X}'_s is $\bar{\mathcal{X}}'_s$ with $\sum_{q=1}^{s-1} |T_q|$ preceding and $\sum_{q=s+1}^r |T_q|$ succeeding empty committees. Thus, \mathcal{X}'_s where we replace \mathcal{X}_s with \mathcal{X}'_s , has $\vec{\text{sat}}(\mathcal{X}', A) \prec \vec{\text{sat}}(\mathcal{X}, A)$ and hence $\text{scr}^{\text{lex}}(\mathcal{E}, \mathcal{X}') < \text{scr}^{\text{lex}}(\mathcal{E}, \mathcal{X})$ (see Lemma 2), a contradiction to $\mathcal{X} \in \mathcal{R}_{\text{lex}}(\mathcal{E})$. The other direction goes analogously.

The proof for $\mathcal{R}_{\text{greedy}}$ is deferred to the appendix (★). \square

5 Experiments

We analyze the behavior of our rules when applied to experimental data discussed in Section 5.1 using the experimental setup discussed in Section 5.2. We then discuss multiple aspects of the rules' behavior in Section 5.3: The values of different scores of the winning committee sequences determined by different rules and the proportion of the experimental data for which a given rule satisfies the conditions of a given property from Section 4—even if a rule violates a given property in general, its conditions can be satisfied for a specific instance.

The code for creating the instances and running the experiments is published in Böhm et al. [2025].

5.1 Experimental Data

To the best of our knowledge, there are no (real-life) datasets for electing sequences of committees. Thus, we transformed preference datasets from PrefLib Mattei and Walsh [2017], where preferences are represented as strict (possibly incomplete) linear orders, into “ ≤ 2 -Approval instances” in which each agent can approve at most two candidates per level with an approved candidate getting a utility of one⁴: Based on the respective metadata, we

⁴We conducted analogous experiments for instances where each agent (a) approves at most one candidate per level and (b) distributes 10 points among its two most preferred candidates per level (see Appendix B.6). The results support the main conclusions made here (see Appendix B.8).

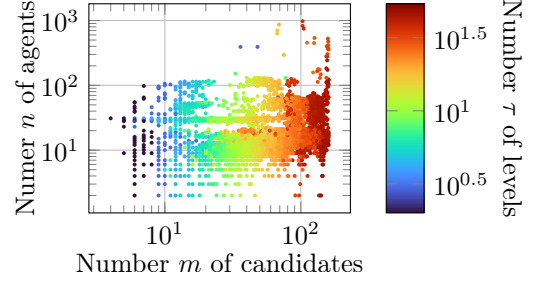


Figure 4: The dimensions of the experimental data, where the color of each point represents the average τ of all instances with the given m and n .

chose meaningful levels and assigned every candidate accordingly (possibly to multiple levels). On each level, each agent approves its two most preferred candidates if two candidates on this level are in the agent’s preference order, otherwise all present ones.

Our new multilevel elections do not describe a temporal setting in which different levels correspond to different time steps. This is because there are no datasets available in which the same agent can be identified in elections carried out at various points in time, to the best of our knowledge. Yet, our new multilevel elections describe a multimodal setting. For example, we used the “Spotify Daily Chart” dataset Boehmer and Schaar [2023] by defining levels as genres. Such a transformed election describes, for instance, a scenario where a playlist is created in which each genre should be represented twice, and, for each genre (i.e. level), an agent approves the two songs belonging to this genre that are placed highest in the agent’s preference order. For other datasets, levels describe continents, countries, U.S. states, age groups, or board game types; see Table 4 in the appendix for a more detailed overview.

Using this approach, we have created a total of 7888 sequential elections with the following additional steps: We removed candidates not approved by any agent and levels on which all agents approve the same candidate. After this, we removed instances with at most one level or three candidates and those with more than 160 candidates. Figure 4 gives an overview of the dimensions of these instances.

In the following, we discuss results for $\kappa = \kappa^{(2)}$ with $\kappa^{(l)} := (\max\{\min\{l, |C_i| - 1\}, 1\})_{i=1}^\tau$. In the appendix, we show analogous results for $\kappa^{(1)}$ and $\kappa^{(3)}$, for which the qualitative results only change a little overall (see Appendix B.8).

5.2 Experimental Setup

We implemented our rules in Python to analyze their behavior. Additionally, $\mathcal{R}_{\text{greedy}}$ is implemented in C++ to compute all winning committee sequences for investigating properties. While the implementations of $\mathcal{R}_{\text{greedy}}$ and \mathcal{R}_Σ follow directly from their definitions in Section 3, the other rules are defined as constraint optimization problems and implemented as well as solved using the CP-SAT solver from Google OR-Tools (with default parameters). All experiments were conducted on an Ubuntu 22.04.4 LTS server

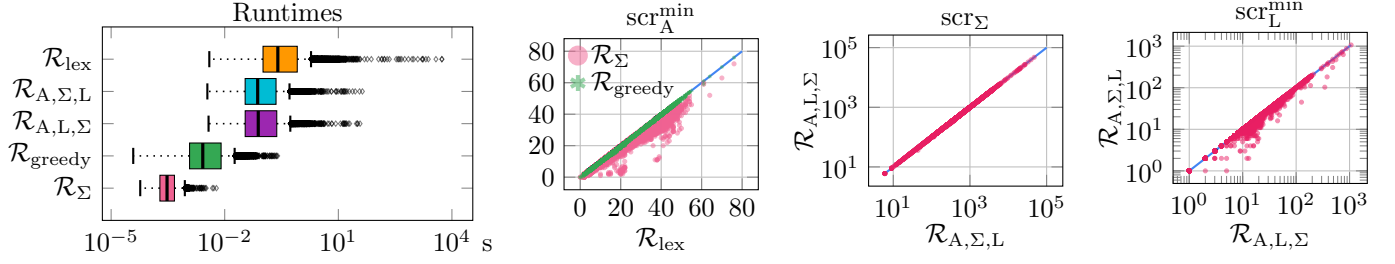


Figure 5: A comparison of our rules. In the scatter plots, each point represents one instance from the experimental data, the x value the corresponding score (see title of plot) achieved by the rule specified on the x axis, and the y value the score achieved by the rule specified on the y axis or in the legend. If a point is on the blue line, both rules reach the same score.

(Intel® Xeon® Silver 4310 CPU with 12 physical cores at 2.1 GHz, 128 GB RAM).

When investigating the performance of the rules regarding the scores and runtimes, we consider each of the above-mentioned 7888 sequential elections, but only one winning committee sequence for each rule and election. For \mathcal{R}_{lex} , $\mathcal{R}_{A,L,\Sigma}$, and $\mathcal{R}_{A,\Sigma,L}$, the first winning committee sequence found by the CP-SAT solver is considered. For $\mathcal{R}_{\text{greedy}}$ and \mathcal{R}_{Σ} , the first possible candidate in the candidate order of the underlying PrefLib dataset is chosen.

We need to compute all winning committee sequences when investigating the properties. To avoid excessive runtimes, for each property, we discard a specific instance, its variant, or a pair of instances if (1) determining at most 30 winning committee sequences of $\mathcal{R}_{\text{greedy}}$ takes more than 10s or (2) one of the rules violating the property determines at least 30 winning committee sequences. For some other properties, we have further particularities or restrictions (e.g., upper bounds on n and m) to reduce runtimes (see appendix). Nevertheless, each property is tested for at least 6129 (pairs of) instances.

5.3 Experimental Results

We want to highlight the following takeaways:

\mathcal{R}_{Σ} is the fastest (see Figure 5, 1st plot) and reaches around 88% of the optimal scr_A^{\min} score on average, but reaches the optimal scr_A^{\min} score for only 20% of the data (see Table 3) with severe outliers (see Figure 5, 2nd plot). This reflects the fact that \mathcal{R}_{Σ} is not egalitarian.

\mathcal{R}_{lex} , on the other hand, has the worst runtimes (see Figure 5, 1st plot), which shows that a good heuristic is important for larger instances or when computing time is limited.

$\mathcal{R}_{\text{greedy}}$ appears to be such a heuristic for scr^{lex} and scr_A^{\min} and a far better choice than \mathcal{R}_{Σ} : It performs well regarding the runtimes (see Figure 5, 1st plot) and achieves 99% of the optimal scr_A^{\min} score on average, the optimal scr_A^{\min} score for 89% of the data (see Table 3), and has no severe outliers (see Figure 5, 2nd plot). It also outperforms \mathcal{R}_{Σ} regarding the average scr^{lex} score: It achieves an scr^{lex} score that is only about 1.2 times as large as the optimum on average, as opposed to five times in the case of \mathcal{R}_{Σ} , and reaches the optimum for about 50% of the instances, while all other rules (except \mathcal{R}_{lex}) achieve it for less than 43% of the data (see Table 3). Additionally, $\mathcal{R}_{\text{greedy}}$ violates many

Table 3: The first value is the percentage of the experimental data for which a rule achieves the optimal score. The value in parentheses is the percentage of the optimal score that a rule achieves on average, with one exception: For scr^{lex} , the percentage of the reciprocal proportion is shown, as scr^{lex} is the only score to be minimized. If a rule is optimal with respect to a score, then the corresponding cell contains 100. The percentages are rounded naturally.

Rule	scr^{lex}	scr_A^{\min}	scr_L^{\min}	scr_{Σ}
\mathcal{R}_{lex}	100	100	39 (88)	11 (97)
$\mathcal{R}_{\text{greedy}}$	50 (84)	89 (99)	39 (88)	12 (97)
$\mathcal{R}_{A,\Sigma,L}$	42 (82)	100	50 (91)	23 (98)
$\mathcal{R}_{A,L,\Sigma}$	38 (80)	100	56 (94)	23 (97)
\mathcal{R}_{Σ}	9 (20)	20 (88)	100	100

properties in general, but, for each property, it fulfills its condition for at least 88% of the instances (see Table 2).

If, however, one prioritizes a higher scr_{Σ} or a higher scr_L^{\min} score over the scr^{lex} score, $\mathcal{R}_{A,\Sigma,L}$ and $\mathcal{R}_{A,L,\Sigma}$ can be good choices. Interestingly, both achieve only a slightly worse scr^{lex} score than $\mathcal{R}_{\text{greedy}}$ on average: The optimal scr^{lex} score is 80% and 82% of the score reached by $\mathcal{R}_{A,L,\Sigma}$ and $\mathcal{R}_{A,\Sigma,L}$ on average (see Table 3), respectively, despite neither rule optimizing scr^{lex} . While both rules behave similarly on average regarding the considered scores (see Table 3), these two rules achieve different scr_{Σ} and scr_L^{\min} scores for around 18% of the instances and can differ significantly (see Figure 5, 3rd and 4th plot): While $\mathcal{R}_{A,L,\Sigma}$ reaches very similar scr_{Σ} scores to $\mathcal{R}_{A,\Sigma,L}$ with very few outliers, there are significant outliers regarding the scr_L^{\min} score. Lastly, both rules satisfy each property in general or its condition for at least 95% of data with one exception: They violate the conditions of *Independent Groups* for around 90% of the instances with more than one independent group (see Table 2).

6 Epilogue

We introduced rules and properties for egalitarian committee sequences and tested them against each other, both theoretically and experimentally. We conclude with the following.

- Our work promotes \mathcal{R}_{lex} for egalitarian committee sequences. \mathcal{R}_{lex} satisfies many preferable properties. Our experiments indicate that while computationally demanding, no other rule achieves scr^{lex} scores close to \mathcal{R}_{lex} 's.
- No rule violates as many of our preferable properties as $\mathcal{R}_{\text{greedy}}$. However, $\mathcal{R}_{\text{greedy}}$ performs well in our experiments—regarding runtime, solution quality, and fraction of instances where a generally violated property is satisfied. Thus, $\mathcal{R}_{\text{greedy}}$ qualifies itself (on the available data) as a good heuristic for \mathcal{R}_{lex} , in particular on larger instances or when (computing) time is limited. When two elections are merged, we recommend comparing a winning committee sequence of the merged election with the merged winners of the separate elections.
- If one accepts a smaller scr^{lex} score for a higher sum score or a higher minimum level score, then $\mathcal{R}_{A,\Sigma,L}$ and $\mathcal{R}_{A,L,\Sigma}$ can be good choices. Our analysis indicates that $\mathcal{R}_{A,\Sigma,L}$ is slightly preferable over $\mathcal{R}_{A,L,\Sigma}$. For both, we recommend computing and combining winning committee sequences for disjoint groups with disjoint interests, if they exist in the election at hand.
- In general, we advise against \mathcal{R}_{Σ} for finding egalitarian committee sequences: Experimentally, while being very fast, \mathcal{R}_{Σ} performs poorly for $\text{scr}_A^{\text{min}}$ (and scr^{lex}).

Our work constitutes the first axiomatic and experimental study on egalitarian committee sequences and hence paves the way for future work in many directions. Additional research can add further properties and rules not only for committee sequences that are egalitarian, but also for, e.g., equitable committee sequences. On the experimental side, comparing winners between non-sequential elections and their “sequentialized” ones may be of interest and more real-world data could be collected. Nevertheless, we created the largest preference dataset with labeled candidates, to the best of our knowledge. On the one hand, this could be used in the context of multilevel elections to experimentally investigate other goals and properties. On the other hand, the data can also be valuable in the classical, non-sequential setting whenever the labels (i.e. attributes) of the candidates should be taken into account, e.g. when aiming for a diverse committee.

Acknowledges

Till Fluschnik acknowledges support by Deutsche Forschungsgemeinschaft (DFG, German Research Foundation), projects AFFA (BR 5207/1 and NI 369/15, Nr. 284041127) and PACS (FL 1247/1-1, Nr. 522475669).

The emoji graphics are taken from [twemojis](https://creativecommons.org/licenses/by/4.0/) and licensed under CC-BY 4.0: <https://creativecommons.org/licenses/by/4.0/>. Copyright 2019 Twitter, Inc and other contributors.

References

- H. Aziz, P. Faliszewski, B. Grofman, A. Slinko, and N. Talmon. Egalitarian committee scoring rules. In *Proceedings of the 27th International Joint Conference on Artificial Intelligence (IJCAI '18)*, pages 56–62. International Joint Conferences on Artificial Intelligence Organization, 7 2018.
- D. Baumeister, P. Faliszewski, A. Laruelle, and T. Walsh. Voting: Beyond simple majorities and single-winner elections (dagstuhl seminar 17261). *Dagstuhl Reports*, 7(6): 109–134, 2017.
- N. Boehmer and N. Schaar. Collecting, classifying, analyzing, and using real-world ranking data. In *Proceedings of the 2023 International Conference on Autonomous Agents and Multiagent Systems (AAMAS'23)*, pages 1706–1715. ACM, 2023.
- N. Boehmer, R. Bredereck, P. Faliszewski, A. Kaczmarczyk, and R. Niedermeier. Line-up elections: Parallel voting with shared candidate pool. In *Proceedings of the 13th International Symposium on Algorithmic Game Theory (SAGT '20)*, volume 12283 of *Lecture Notes in Computer Science*, pages 275–290. Springer, 2020.
- R. Bredereck, A. Kaczmarczyk, and R. Niedermeier. Electing successive committees: Complexity and algorithms. In *Proceedings of the 34th AAAI Conference on Artificial Intelligence (AAAI'20)*, pages 1846–1853. AAAI Press, 2020.
- R. Bredereck, T. Fluschnik, and A. Kaczmarczyk. When votes change and committees should (not). In *Proceedings of the 31st International Joint Conference on Artificial Intelligence (IJCAI '22)*, pages 144–150. ijcai.org, 2022.
- L. Bulteau, N. Hazon, R. Page, A. Rosenfeld, and N. Talmon. Justified representation for perpetual voting. *IEEE Access*, 9:96598–96612, 2021.
- P. Böhm, R. Bredereck, and T. Fluschnik. egalitarian-committee-sequences, 08 2025. URL <https://github.com/paubo14/egalitarian-committee-sequences>. Published on GitHub: <https://github.com/paubo14/egalitarian-committee-sequences>.
- I. Caragiannis, X. Chatzigeorgiou, G. A. Krimpas, and A. A. Voudouris. Optimizing positional scoring rules for rank aggregation. *Proceedings of the 31st AAAI Conference on Artificial Intelligence (AAAI'17)*, pages 430–436, 2017.
- N. Chandak, S. Goel, and D. Peters. Proportional aggregation of preferences for sequential decision making. In *Proceedings of the 38th Conference on Artificial Intelligence (AAAI '24)*, pages 9573–9581. AAAI Press, 2024.
- E. M. Deltl, T. Fluschnik, and R. Bredereck. Algorithmics of egalitarian versus equitable sequences of committees. In *Proceedings of the 32nd International Joint Conference on Artificial Intelligence (IJCAI '23)*, pages 2651–2658. ijcai.org, 2023.
- E. Elkind, P. Faliszewski, P. Skowron, and A. Slinko. Properties of multiwinner voting rules. *Social Choice and Welfare*, 48(3):599–632, 2017.

- E. Elkind, T. Y. Neoh, and N. Teh. Temporal elections: Welfare, strategyproofness, and proportionality. In *ECAI 2024*, pages 3292–3299. IOS Press, 2024a.
- E. Elkind, S. Obraztsova, and N. Teh. Temporal fairness in multiwinner voting. *Proceedings of the AAAI Conference on Artificial Intelligence*, 38(20):22633–22640, Mar. 2024b.
- P. Faliszewski, P. Skowron, A. Slinko, and N. Talmon. Committee scoring rules: Axiomatic characterization and hierarchy. *ACM Transactions on Economics and Computation*, 7(1), 2019.
- R. Freeman, S. M. Zahedi, and V. Conitzer. Fair and efficient social choice in dynamic settings. In *Proceedings of the 26th International Joint Conference on Artificial Intelligence (IJCAI’17)*, pages 4580–4587. ijcai.org, 2017.
- R. Impagliazzo and R. Paturi. On the complexity of k-SAT. *Journal of Computer and System Sciences*, 62(2): 367–375, 2001.
- P. Jain, K. Sornat, N. Talmon, and M. Zehavi. Participatory budgeting with project groups. In *Proceedings of the 30th International Joint Conference on Artificial Intelligence (IJCAI ’21)*, pages 276–282. ijcai.org, 2021.
- K. Jansen, S. Kratsch, D. Marx, and I. Schlotter. Bin packing with fixed number of bins revisited. *J. Comput. Syst. Sci.*, 79(1):39–49, 2013.
- L. Kellerhals, M. Renken, and P. Zschoche. Parameterized algorithms for diverse multistage problems. In *Proceedings of the 29th Annual European Symposium on Algorithms (ESA ’21)*, pages 55:1–55:17. Schloss Dagstuhl – Leibniz-Zentrum für Informatik, 2021.
- M. Lackner. Perpetual voting: Fairness in long-term decision making. In *Proceedings of the 34th Conference on Artificial Intelligence (AAAI ’20)*, pages 2103–2110. AAAI Press, 2020.
- M. Lackner and P. Skowron. *Multi-Winner Voting with Approval Preferences - Artificial Intelligence, Multiagent Systems, and Cognitive Robotics*. Springer Briefs in Intelligent Systems. Springer, 2023.
- M. Lackner, J. Maly, and S. Rey. Fairness in long-term participatory budgeting. In *Proceedings of the 30th International Joint Conference on Artificial Intelligence (IJCAI ’21)*, pages 299–305. ijcai.org, 2021.
- N. Mattei and T. Walsh. A preflib.org retrospective: Lessons learned and new directions. *Trends in Computational Social Choice*. AI Access Foundation, pages 289–309, 2017.
- D. C. Parkes and A. D. Procaccia. Dynamic social choice with evolving preferences. In *Proceedings of the 27th AAAI Conference on Artificial Intelligence (AAAI’13)*, page 767–773. AAAI Press, 2013.
- S. Rey, U. Endriss, and R. de Haan. Designing Participatory Budgeting Mechanisms Grounded in Judgment Aggregation. In *Proceedings of the 17th International Conference on Principles of Knowledge Representation and Reasoning (KR ’20)*, pages 692–702, 9 2020.
- V. Zech, N. Boehmer, E. Elkind, and N. Teh. Multiwinner temporal voting with aversion to change. In *ECAI 2024*, pages 3236–3243. IOS Press, 2024.

Appendix

A Additional Material for Section 3

A.1 Proof of Theorem 1

(a) We give a polynomial-time many-one reduction from PARTITION, where, given an instance I consisting of a multiset $X = \{x_1, \dots, x_N\}$ of numbers, the question is whether there is a partition $S_1 \uplus S_2 = S := \{1, \dots, N\}$ of the index set such that $\sum_{s \in S_1} x_s = \sum_{s \in S_2} x_s$. Let $A := \{a_1, a_2\}$. Construct a level t for each number x_t with $C_t := \{c_1, c_2\}$ and $u_t(a_1, c_1) = u_t(a_2, c_2) = x_t$ and $u_t(a_1, c_2) = u_t(a_2, c_1) = 0$. We claim that I is a *yes*-instance if and only if $\text{scr}_A^{\min}(\mathcal{E}, \mathcal{X}) \geq \frac{1}{2} \sum_{s \in S} x_s$. We have the following correspondence: $s \in \hat{S}_i \iff c_i \in X_s$. Given this, it then follows that $\text{scr}_A(\mathcal{E}, (X_1, \dots, X_N), a_1) = \frac{1}{2} \sum_{s \in S} x_s$ if and only if $\sum_{s \in S_1} x_s = \frac{1}{2} \sum_{s \in S} x_s$. Thus, the claim follows.

(c) We give a polynomial-time many-one reduction from VERTEX COVER, where, given an instance I consisting of an undirected graph $G = (V, E)$ and an integer $k \in \mathbb{N}$, the question is whether there is a subset $X \subseteq V$ with $|X| \leq k$ such that each edge $e \in E$ has an endpoint in X . Let $A := \{a_e \mid e \in E\}$, with $M := |E|$, and $C = V$. Let $u(a_e, v) = 1 \iff v \in e$. We claim that I is a *yes*-instance if and only if there is winner X such that $\text{scr}_A^{\min}(\mathcal{E}, X) \geq 1$, where $\mathcal{E} := (A, C, u, k)$. We have that for $X \subseteq V$ with $|X| \leq k$, for every edge $e \in E$ it holds true that $X \cap e \neq \emptyset$ if and only if $\text{scr}_A(\mathcal{E}, X, a_e) \geq 1$. Hence, X is a vertex cover if and only if $\text{scr}_A^{\min}(\mathcal{E}, X) \geq 1$.

It is well-known that VERTEX COVER cannot be solved in $2^{o(|V|+|E|)} \cdot (|V| + |E|)^{O(1)}$ time unless the ETH breaks. Since in our reduction we have $n = |E|$ and $m = |V|$, the claim follows.

A.2 Proof of Lemma 1

Proof. (i): Let $\vec{\mathbf{w}}_{A,L,\Sigma}(\mathcal{E}) := (\theta(\mathcal{E}) \cdot \sigma(\mathcal{E}), \sigma(\mathcal{E}), 1)^{\text{tr}}$.

(\Rightarrow) Let $\mathcal{X} \in \mathcal{R}_{A,L,\Sigma}(\mathcal{E})$ and let $\vec{\mathbf{v}}(\mathcal{E}, \mathcal{X}) = (x, y, z)$. Suppose that $\mathcal{X} \notin \mathcal{R}_A(\mathcal{E})$, that is, there is $\mathcal{X}' \in \mathcal{R}_A(\mathcal{E})$ with $x' := \text{scr}_A^{\min}(\mathcal{E}, \mathcal{X}') > x$. Let $\vec{\mathbf{v}}(\mathcal{E}, \mathcal{X}') = (x', y', z')$. We have $(x', y', z') \cdot \vec{\mathbf{w}}_{A,L,\Sigma}(\mathcal{E}) > x' \cdot \theta(\mathcal{E}) \cdot \sigma(\mathcal{E}) \geq x \cdot \theta(\mathcal{E}) \cdot \sigma(\mathcal{E}) + 1 \cdot \theta(\mathcal{E}) \cdot \sigma(\mathcal{E})$. Now note that $\theta(\mathcal{E}) \cdot \sigma(\mathcal{E}) = (\theta(\mathcal{E}) - 1) \cdot \sigma(\mathcal{E}) + \sigma(\mathcal{E}) > y \cdot \sigma(\mathcal{E}) + z$. Thus, $(x', y', z') \cdot \vec{\mathbf{w}}_{A,L,\Sigma}(\mathcal{E}) > (x, y, z) \cdot \vec{\mathbf{w}}_{A,L,\Sigma}(\mathcal{E})$ and hence $\mathcal{X} \notin \mathcal{R}_{A,L,\Sigma}(\mathcal{E})$, a contradiction.

Next, suppose that there is $\mathcal{X}' \in \mathcal{R}_A(\mathcal{E})$ with higher level score than \mathcal{X} , that is, with $\vec{\mathbf{v}}(\mathcal{E}, \mathcal{X}') = (x, y', z')$ and $y' > y$. We have $(x, y', z') \cdot \vec{\mathbf{w}}_{A,L,\Sigma}(\mathcal{E}) - (x, y, z) \cdot \vec{\mathbf{w}}_{A,L,\Sigma}(\mathcal{E}) = (y' - y) \cdot \sigma(\mathcal{E}) + (z' - z) \geq \sigma(\mathcal{E}) - z > 0$. Again, it follows that $\mathcal{X} \notin \mathcal{R}_{A,L,\Sigma}(\mathcal{E})$, a contradiction.

Finally, suppose that there is $\mathcal{X}' \in \mathcal{R}_A(\mathcal{E})$ with the same level score as \mathcal{X} but higher sum score, that is, with $\vec{\mathbf{v}}(\mathcal{E}, \mathcal{X}') = (x, y, z')$ and $z' > z$. We have $(x, y, z') \cdot \vec{\mathbf{w}}_{A,L,\Sigma}(\mathcal{E}) - (x, y, z) \cdot \vec{\mathbf{w}}_{A,L,\Sigma}(\mathcal{E}) = z' - z > 0$. Again, it follows that $\mathcal{X} \notin \mathcal{R}_{A,L,\Sigma}(\mathcal{E})$, a contradiction.

(\Leftarrow) Let $\mathcal{X} \in \mathcal{R}_A(\mathcal{E})$ and \mathcal{X} has maximal sum score among all that have maximal level score. Let $\vec{\mathbf{v}}(\mathcal{E}, \mathcal{X}) = (x, y, z)$. Suppose that $\mathcal{X} \notin \mathcal{R}_{A,L,\Sigma}(\mathcal{E})$, that is, there is $\mathcal{X}' \in \mathcal{R}_{A,L,\Sigma}(\mathcal{E})$. Let $\vec{\mathbf{v}}(\mathcal{E}, \mathcal{X}') = (x', y', z')$. Since $\mathcal{X} \in \mathcal{R}_A(\mathcal{E})$, we know that $x' \leq x$. Suppose that $x' < x$. Then $(x, y, z) \cdot \vec{\mathbf{w}}_{A,L,\Sigma}(\mathcal{E}) > x \cdot \theta(\mathcal{E}) \cdot \sigma(\mathcal{E}) \geq x' \cdot \theta(\mathcal{E}) \cdot \sigma(\mathcal{E}) + 1 \cdot \theta(\mathcal{E}) \cdot \sigma(\mathcal{E}) = x' \cdot \theta(\mathcal{E}) \cdot \sigma(\mathcal{E}) + (\theta(\mathcal{E}) - 1) \cdot \sigma(\mathcal{E}) + \sigma(\mathcal{E}) > x' \cdot \theta(\mathcal{E}) \cdot \sigma(\mathcal{E}) + y' \cdot \sigma(\mathcal{E}) + z'$, a contradiction to the fact that $\mathcal{X}' \in \mathcal{R}_{A,L,\Sigma}(\mathcal{E})$. Hence, $x' = x$. Thus, we know that $y' \leq y$. We have $(x, y, z) \cdot \vec{\mathbf{w}}_{A,L,\Sigma}(\mathcal{E}) - (x, y', z') \cdot \vec{\mathbf{w}}_{A,L,\Sigma}(\mathcal{E}) = (y - y') \cdot \sigma(\mathcal{E}) + (z - z')$. Suppose that $y' < y$, then the right-hand side is larger than $\sigma(\mathcal{E}) - z' > 0$, a contradiction. It follows that $y' = y$ and hence $z' \leq z$. Now suppose that $z' < z$. Then the right-hand side equals $z - z' > 0$, a contradiction. It follows that $\mathcal{X} \in \mathcal{R}_{A,L,\Sigma}(\mathcal{E})$.

(ii): Let $\vec{\mathbf{w}}_{A,\Sigma,L}(\mathcal{E}) := (\theta(\mathcal{E}) \cdot \sigma(\mathcal{E}), 1, \theta(\mathcal{E}))^{\text{tr}}$. Let $\mathcal{X} \in \mathcal{R}_{A,\Sigma,L}(\mathcal{E})$ and let $\vec{\mathbf{v}}(\mathcal{E}, \mathcal{X}) = (x, y, z)$.

Suppose that $\mathcal{X} \notin \mathcal{R}_A(\mathcal{E})$, that is, there is $\mathcal{X}' \in \mathcal{R}_A(\mathcal{E})$ with $x' := \text{scr}_A^{\min}(\mathcal{E}, \mathcal{X}') > x$. Let $\vec{\mathbf{v}}(\mathcal{E}, \mathcal{X}') = (x', y', z')$. We have $(x', y', z') \cdot \vec{\mathbf{w}}_{A,\Sigma,L}(\mathcal{E}) > x' \cdot \theta(\mathcal{E}) \cdot \sigma(\mathcal{E}) \geq x \cdot \theta(\mathcal{E}) \cdot \sigma(\mathcal{E}) + 1 \cdot \theta(\mathcal{E}) \cdot \sigma(\mathcal{E})$. Now note that $\theta(\mathcal{E}) \cdot \sigma(\mathcal{E}) = (\sigma(\mathcal{E}) - 1) \cdot \theta(\mathcal{E}) + \theta(\mathcal{E}) > y + z \cdot \theta(\mathcal{E})$. Thus, $(x', y', z') \cdot \vec{\mathbf{w}}_{A,\Sigma,L}(\mathcal{E}) > (x, y, z) \cdot \vec{\mathbf{w}}_{A,\Sigma,L}(\mathcal{E})$ and hence $\mathcal{X} \notin \mathcal{R}_{A,\Sigma,L}(\mathcal{E})$, a contradiction.

Next, suppose that there is $\mathcal{X}' \in \mathcal{R}_A(\mathcal{E})$ with higher sum score than \mathcal{X} , that is, with $\vec{\mathbf{v}}(\mathcal{E}, \mathcal{X}') = (x, y', z')$ and $z' > z$. We have $(x, y', z') \cdot \vec{\mathbf{w}}_{A,\Sigma,L}(\mathcal{E}) - (x, y, z) \cdot \vec{\mathbf{w}}_{A,\Sigma,L}(\mathcal{E}) = (y' - y) + (z' - z) \cdot \theta(\mathcal{E}) \geq \theta(\mathcal{E}) - y > 0$. Again, it follows that $\mathcal{X} \notin \mathcal{R}_{A,\Sigma,L}(\mathcal{E})$, a contradiction.

Finally, suppose that there is $\mathcal{X}' \in \mathcal{R}_A(\mathcal{E})$ with the same sum score as \mathcal{X} but higher level score, that is, with $\vec{\mathbf{v}}(\mathcal{E}, \mathcal{X}') = (x, y', z)$ and $y' > y$. We have $(x, y', z) \cdot \vec{\mathbf{w}}_{A,\Sigma,L}(\mathcal{E}) - (x, y, z) \cdot \vec{\mathbf{w}}_{A,\Sigma,L}(\mathcal{E}) = y' - y > 0$. Again, it follows that $\mathcal{X} \notin \mathcal{R}_{A,\Sigma,L}(\mathcal{E})$, a contradiction. \square

A.3 Proof of Lemma 2

Proof. Let $j \geq 0$ be the first index where $\vec{\text{sat}}(\mathcal{E}, \mathcal{X})$ and $\vec{\text{sat}}(\mathcal{E}, \mathcal{X}')$ differ and $N := |A| + 1$. Then (with $Z = Z(\mathcal{E})$):

$$\begin{aligned} \text{scr}^{\text{lex}}(\mathcal{E}, \mathcal{X}) &< \text{scr}^{\text{lex}}(\mathcal{E}, \mathcal{X}') \\ \iff \sum_{i=j}^Z (\text{sat}(\mathcal{E}, \mathcal{X}, i) - \text{sat}(\mathcal{E}, \mathcal{X}', i)) \cdot N^{Z-i} &< 0 \\ \iff \sum_{i=j+1}^Z (\text{sat}(\mathcal{E}, \mathcal{X}, i) - \text{sat}(\mathcal{E}, \mathcal{X}', i)) \cdot N^{Z-i} \\ &< (\text{sat}(\mathcal{E}, \mathcal{X}', j) - \text{sat}(\mathcal{E}, \mathcal{X}, j)) \cdot N^{Z-j} \\ \iff \sum_{i=0}^{Z-j-1} (\text{sat}(\mathcal{E}, \mathcal{X}, Z-i) - \text{sat}(\mathcal{E}, \mathcal{X}', Z-i)) \cdot N^i \\ &< (\text{sat}(\mathcal{E}, \mathcal{X}', j) - \text{sat}(\mathcal{E}, \mathcal{X}, j)) \cdot N^{Z-j} \\ \iff \vec{\text{sat}}(\mathcal{E}, \mathcal{X}) &\prec \vec{\text{sat}}(\mathcal{E}, \mathcal{X}'). \end{aligned}$$

Note that if $\vec{\text{sat}}(\mathcal{E}, \mathcal{X}) \prec \vec{\text{sat}}(\mathcal{E}, \mathcal{X}')$, then the right-hand side in the line before is at least N^{Z-j} . Since each coefficient is between $-|A|$ and $|A|$, we have for the left-hand

side:

$$\begin{aligned}
& \left| \sum_{i=0}^{Z-j-1} (\text{sat}(\mathcal{E}, \mathcal{X}, Z-i) - \text{sat}(\mathcal{E}, \mathcal{X}', Z-i)) \cdot N^i \right| \\
& \leq \sum_{i=0}^{Z-j-1} |(\text{sat}(\mathcal{E}, \mathcal{X}, Z-i) - \text{sat}(\mathcal{E}, \mathcal{X}', Z-i))| \cdot N^i \\
& \leq \sum_{i=0}^{Z-j-1} |A| \cdot N^i = |A| \cdot \left(\frac{1 - N^{Z-j}}{1 - N} \right) = N^{Z-j} - 1
\end{aligned}$$

Since j is chosen to be the first index where they differ, also the other direction follows. \square

A.4 Proof of Observation 1

Proof. See Figure 6.

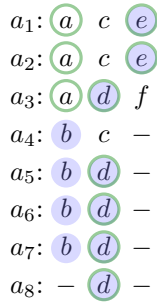


Figure 6: Example election \mathcal{E} for Observation 1 with $\kappa = (1, 1, 1)$. We have $\{(\{b\}, \{d\}, \{e\})\} = \mathcal{R}_\Sigma$ (blue sphere) with $\text{scr}_A^{\min}(\mathcal{E}, (\{b\}, \{d\}, \{e\})) = 1$ and $\{(\{a\}, \{d\}, \{e\})\} = \mathcal{R}_{\text{greedy}}$ (green circle) with $\text{scr}_A^{\min}(\mathcal{E}, (\{a\}, \{d\}, \{e\})) = 0$.

B Additional Material for Section 3

B.1 Proof of Observation 3

Proof. For $\mathcal{R}_{\text{greedy}}$, see Figure 7(i) with \mathcal{E}_1 (top) and \mathcal{E}_2 (bottom), separated by a dashed line, and $\kappa = (1, 1)$ each: Note that in the united election with $\kappa' = (2, 2)$, $\mathcal{R}_{\text{greedy}}$ selects a first, then b , and then d and e , leaving agent a'_2 with score zero (green circle). However, $(\{a\}, \{e\}) \in \mathcal{R}_{\text{greedy}}(\mathcal{E}_1)$ together with $(\{c\}, \{f\}) \in \mathcal{R}_{\text{greedy}}(\mathcal{E}_2)$ satisfies every agent at least once (blue sphere).

For \mathcal{R}_Σ , see Figure 7(ii) with \mathcal{E}_1 (top) and \mathcal{E}_2 (bottom), separated by a dashed line, and $\kappa = (1, 1)$ each: Note that $\mathcal{R}_\Sigma(\mathcal{E}_1) = (\{a\}, \{e\})$ and $\mathcal{R}_\Sigma(\mathcal{E}_2) = (\{c\}, \{f\})$, leaving each agent satisfied at least once (blue sphere). However, in the united election \mathcal{E} with $\kappa' = (2, 2)$, $\mathcal{R}_\Sigma(\mathcal{E}) = (\{a, b\}, \{d, e\})$ (green circle), leaving agent a'_1 unsatisfied. \square

B.2 Proof of Observation 4

Proof. For \mathcal{R}_A : Let $\mathcal{X} \in M := \mathcal{R}_A(\mathcal{E}_1) \cap \mathcal{R}_A(\mathcal{E}_2)$. Suppose that $\mathcal{X} \notin \mathcal{R}_A(\mathcal{E})$, that is, there is $\mathcal{X}' \in \mathcal{R}_{\text{vld}}(\mathcal{E})$ with $\text{scr}_A^{\min}(\mathcal{E}, \mathcal{X}') > \text{scr}_A^{\min}(\mathcal{E}, \mathcal{X})$. We have the following:

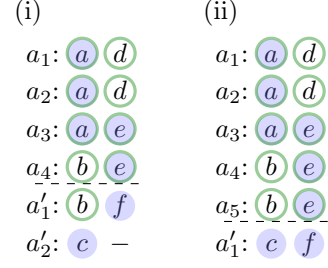


Figure 7: Counterexamples to Observation 3.

Claim 1. Let $\mathcal{E}_i = (A_i, \mathcal{C}, U_i, \kappa)$ for $i \in \{1, 2\}$ with $A_1 \cap A_2 = \emptyset$ and let $\mathcal{E} = (A_1 \cup A_2, \mathcal{C}, U_1 \cup U_2, \kappa)$. Let $\mathcal{X} \in \mathcal{R}(\mathcal{E}_1) \cap \mathcal{R}(\mathcal{E}_2)$. If there is $\mathcal{X}' \in \mathcal{R}(\mathcal{E})$ with $\text{scr}_A^{\min}(\mathcal{E}, \mathcal{X}') > \text{scr}_A^{\min}(\mathcal{E}, \mathcal{X})$, then there is an $i \in \{1, 2\}$ such that $\text{scr}_A^{\min}(\mathcal{E}_i, \mathcal{X}') > \text{scr}_A^{\min}(\mathcal{E}_i, \mathcal{X})$. \square

Proof. Suppose not, that is, for every $i \in \{1, 2\}$ we have $\text{scr}_A^{\min}(\mathcal{E}_i, \mathcal{X}') \leq \text{scr}_A^{\min}(\mathcal{E}_i, \mathcal{X})$, which implies that

$$\begin{aligned}
& \text{scr}_A^{\min}(\mathcal{E}, \mathcal{X}') \leq \text{scr}_A^{\min}(\mathcal{E}, \mathcal{X}) \\
& \implies \min_{j \in \{1, 2\}} \{\text{scr}_A^{\min}(\mathcal{E}_j, \mathcal{X}')\} \leq \min_{j \in \{1, 2\}} \{\text{scr}_A^{\min}(\mathcal{E}_j, \mathcal{X})\}
\end{aligned} \tag{6}$$

It follows that

$$\begin{aligned}
\text{scr}_A^{\min}(\mathcal{E}, \mathcal{X}') &= \min_{j \in \{1, 2\}} \{\text{scr}_A^{\min}(\mathcal{E}_j, \mathcal{X}')\} \\
&\stackrel{(6)}{\leq} \min_{j \in \{1, 2\}} \{\text{scr}_A^{\min}(\mathcal{E}_j, \mathcal{X})\} \\
&= \text{scr}_A^{\min}(\mathcal{E}, \mathcal{X}),
\end{aligned}$$

a contradiction. \square

By Claim 1 it follow that $\mathcal{X} \notin \mathcal{R}_A(\mathcal{E}_i)$ for some $i \in \{1, 2\}$, a contradiction.

For \mathcal{R}_{lex} : Let $B \in \{A_1, A_2, A\}$ with $A = A_1 \cup A_2$ and $\text{scr}_B^{\text{lex}}(\mathcal{X}) := \sum_{i=0}^{Z(\mathcal{E})} |\{a \in B \mid \text{scr}_A(\mathcal{E}, \mathcal{X}, a) = i\}| \cdot (|A| + 1)^{Z(\mathcal{E})-i}$ with $\mathcal{E} = (A, \mathcal{C}, U_1 \cup U_2, \kappa)$. It holds that $\text{scr}_A^{\text{lex}}(\mathcal{X}) = \text{scr}_A^{\text{lex}}(\mathcal{E}, \mathcal{X})$. We use the following: $\text{scr}_A^{\text{lex}}(\mathcal{E}_i, \mathcal{X}_1) \leq \text{scr}_A^{\text{lex}}(\mathcal{E}_i, \mathcal{X}_2) \iff \text{scr}_{A_i}^{\text{lex}}(\mathcal{X}_1) \leq \text{scr}_{A_i}^{\text{lex}}(\mathcal{X}_2) \forall i \in \{1, 2\}$ (*). We show that $M \subseteq \mathcal{R}_{\text{lex}}(\mathcal{E})$. Let $\mathcal{X}_M \in M$. Then $\min_{\mathcal{X}} \text{scr}_A^{\text{lex}}(\mathcal{X}) = \min_{\mathcal{X}} (\text{scr}_{A_1}^{\text{lex}}(\mathcal{X}) + \text{scr}_{A_2}^{\text{lex}}(\mathcal{X})) \geq \min_{\mathcal{X}} \text{scr}_{A_1}^{\text{lex}}(\mathcal{X}) + \min_{\mathcal{X}} \text{scr}_{A_2}^{\text{lex}}(\mathcal{X}) = \text{scr}_{A_1}^{\text{lex}}(\mathcal{X}_M) + \text{scr}_{A_2}^{\text{lex}}(\mathcal{X}_M) = \text{scr}_A^{\text{lex}}(\mathcal{X}_M)$ and thus $\mathcal{X} \in \mathcal{R}_{\text{lex}}(\mathcal{E})$.

For \mathcal{R}_Σ : Let $\mathcal{E}_i = (A_i, \mathcal{C}, U_i = (u_{i,1}, \dots, u_{i,\tau}), \kappa)$ for each $i \in \{1, 2\}$ and let $\mathcal{E} = (A_1 \cup A_2, \mathcal{C}, U_1 \cup U_2 = (u_1, \dots, u_\tau), \kappa)$. Let $\mathcal{X} = (X_1, \dots, X_\tau) \in M$. Assume that $\mathcal{X} \notin \mathcal{R}_\Sigma(\mathcal{E})$. Then there is a $t \in T$ such that $X_t \notin P_t^*(\mathcal{E})$. Let $X'_t \in P_t^*(\mathcal{E})$. We have that $u_{1,t}(A, X_t) + u_{2,t}(A, X_t) < u_t(A, X'_t) = u_{1,t}(A, X'_t) + u_{2,t}(A, X'_t)$, and thus $u_{1,t}(A, X_t) < u_{1,t}(A, X'_t)$ or $u_{2,t}(A, X_t) < u_{2,t}(A, X'_t)$, which contradicts the choice of \mathcal{X} . \square

B.3 Proof of Observation 5

Proof. For $\mathcal{R}_{A, \Sigma, L}$, $\mathcal{R}_{A, L, \Sigma}$: See Figure 8(i) with $\kappa = (1, 1)$: $(\{a\}, \{b\})$ (blue sphere) is the only common winner for \mathcal{E}_1

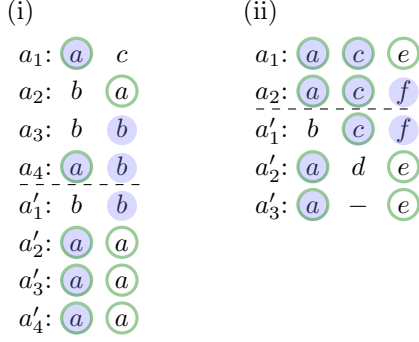


Figure 8: Counterexamples to Observation 5

(top) and \mathcal{E}_2 (bottom), but $(\{a\}, \{a\})$ (green circle) is the only winner for their union.

For $\mathcal{R}_{\text{greedy}}$: See Figure 8(ii) with $\kappa = (1, 1, 1)$: A common winner is $(\{a\}, \{c\}, \{f\})$ (blue sphere): For \mathcal{E}_2 (bottom), selecting first a , then f , and then c is possible. For the union, the only winner is $(\{a\}, \{c\}, \{e\})$ (green circle). \square

B.4 Proof of Observation 8

Proof. See Figure 3 with $\kappa = (1, \dots, 1)$ and elections \mathcal{E}_1 and \mathcal{E}_2 indicated by dashed boxes. We have that $\mathcal{R}_{A, \Sigma, L}(\mathcal{E}_1) = \{x\}$ and $\mathcal{R}_{A, \Sigma, L}(\mathcal{E}_2)$ selects each of candidate a and b exactly twice (blue sphere). $\mathcal{R}_{A, \Sigma, L}(\mathcal{E})$ selects a only once (green circle). \square

B.5 Proof of Proposition 1

For $\mathcal{R}_{\text{greedy}}$: Let $\mathcal{E} = (A, \mathcal{C}, U = (u_1, \dots, u_\tau), \kappa)$ be an election with $A = A_1 \uplus \dots \uplus A_r$ and $1 \leq t_1 < t_2 < \dots < t_{r-1} < \tau = t_r$ such that among all $t \in \{t_{s-1} + 1, \dots, t_s\} := T_s$, where $t_0 = 0$, exactly the group A_s has positive utilities. Let $\mathcal{E}_s = (A_s, (C_t)_{t \in T_s}, (u_t)_{t \in T_s}, (k_t)_{t \in T_s})$, $s \in \{1, \dots, r\}$, be the corresponding elections. We need to show that $\mathcal{X} \in \mathcal{R}_{\text{greedy}}(\mathcal{E})$ if and only if $\mathcal{X} \in \mathcal{R}_{\text{greedy}}(\mathcal{E}_1) \times \dots \times \mathcal{R}_{\text{greedy}}(\mathcal{E}_r)$.

(\Rightarrow) Let $\mathcal{X} = \mathcal{X}_1 \circ \dots \circ \mathcal{X}_r \in \mathcal{R}_{\text{greedy}}(\mathcal{E})$. Since $\mathcal{R}_{\text{greedy}}$ is algorithmically defined, there is a sequence $((\lambda_i, \chi_i))_{i=1}^q$ of actions performed by $\mathcal{R}_{\text{greedy}}$ that lead to \mathcal{X} , where $\lambda_i \in T$ is the chosen level, and $\chi_i \in C_{\lambda_i}$ is the selected candidate. For every $s \in \{1, \dots, r\}$, let $1 \leq i_{s,1} < \dots < i_{s,q_s} \leq q$ be the maximal index sequence such that $\lambda_{s,j} \in T_s$ for all $j \in \{1, \dots, q_s\}$. We claim that $((\lambda_{i_j}, \chi_{i_j}))_{j=1}^{q_s}$ is a sequence of actions performed by $\mathcal{R}_{\text{greedy}}$ on \mathcal{E}_s leading to \mathcal{X}_s . Suppose not, that is, there is a smallest index j^* with level $\lambda'_{i_{j^*}}$ and a candidate $\chi'_{i_{j^*}}$ such that $\text{scr}^{\text{lex}}(\mathcal{E}_s, \mathcal{X}'_s \cup_{\lambda'_{i_{j^*}}} \{\chi'_{i_{j^*}}\}) < \text{scr}^{\text{lex}}(\mathcal{E}_s, \mathcal{X}'_s \cup_{\lambda_{i_{j^*}}} \{\chi_{i_{j^*}}\})$, where \mathcal{X}'_s is the committee sequence build from $((\lambda_{i_j}, \chi_{i_j}))_{j=1}^{j^*-1}$. We claim towards a contradiction that $\text{scr}^{\text{lex}}(\mathcal{E}, \mathcal{X}' \cup_{\lambda'_{i_{j^*}}} \{\chi'_{i_{j^*}}\}) < \text{scr}^{\text{lex}}(\mathcal{E}, \mathcal{X}' \cup_{\lambda_{i_{j^*}}} \{\chi_{i_{j^*}}\})$, where \mathcal{X}' is the committee sequence build from $((\lambda_i, \chi_i))_{i=1}^{i_{j^*}-1}$. Let $\mathcal{X}' = \mathcal{X}'' \uplus \mathcal{X}'_s$.

With Lemma 2 we have the following:

$$\begin{aligned}
& \overrightarrow{\text{sat}}(\mathcal{E}_s, \mathcal{X}'_s \cup_{\lambda'_{i_{j^*}}} \{\chi'_{i_{j^*}}\}) \\
& \prec \overrightarrow{\text{sat}}(\mathcal{E}_s, \mathcal{X}'_s \cup_{\lambda_{i_{j^*}}} \{\chi_{i_{j^*}}\}) \\
& \iff \overrightarrow{\text{sat}}(\mathcal{E}, \mathcal{X}' \cup_{\lambda'_{i_{j^*}}} \{\chi'_{i_{j^*}}\}) \\
& \prec \overrightarrow{\text{sat}}(\mathcal{E}, \mathcal{X}' \cup_{\lambda_{i_{j^*}}} \{\chi_{i_{j^*}}\}) \\
& \iff \overrightarrow{\text{sat}}(\mathcal{E}, \mathcal{X}'') + \overrightarrow{\text{sat}}(\mathcal{E}, \mathcal{X}'_s \cup_{\lambda'_{i_{j^*}}} \{\chi'_{i_{j^*}}\}) \\
& \prec \overrightarrow{\text{sat}}(\mathcal{E}, \mathcal{X}'') + \overrightarrow{\text{sat}}(\mathcal{E}, \mathcal{X}'_s \cup_{\lambda_{i_{j^*}}} \{\chi_{i_{j^*}}\}) \\
& \iff \overrightarrow{\text{sat}}(\mathcal{E}, \mathcal{X}' \cup_{\lambda'_{i_{j^*}}} \{\chi'_{i_{j^*}}\}) \\
& \prec \overrightarrow{\text{sat}}(\mathcal{E}, \mathcal{X}' \cup_{\lambda_{i_{j^*}}} \{\chi_{i_{j^*}}\}),
\end{aligned} \tag{7}$$

a contradiction, where the first equivalence holds by *Independent Groups*, the second equivalence by the definition of \prec , and the last equivalence by the definition of \mathcal{X}' .

(\Leftarrow) Let $\mathcal{X}_s \in \mathcal{R}_{\text{greedy}}(\mathcal{E}_s)$ for every $s \in \{1, \dots, r\}$. Let $((\lambda_{i_j^s}, \chi_{i_j^s}))_{j=1}^{q_s}$ be a sequence of actions performed by $\mathcal{R}_{\text{greedy}}$ on \mathcal{E}_s leading to \mathcal{X}_s , where $\lambda_{i_j^s} \in T$ is the chosen level, and $\chi_{i_j^s} \in C_{\lambda_{i_j^s}}$ is the selected candidate. We show that there is a sequence $((\lambda_i, \chi_i))_{i=1}^q$ of actions of $\mathcal{R}_{\text{greedy}}$ on \mathcal{E} leading to $\mathcal{X} := \mathcal{X}_1 \circ \dots \circ \mathcal{X}_r$. To this end, we claim that each action can be taken in increasing order from some of the r action sequences above. Let (j_1, \dots, j_r) be the sequence of action indices which are to be considered next. We only have to prove that there is one valid action (unless they all passed their respective last index). Towards a contradiction, assume this is not the case. That is, $\mathcal{R}_{\text{greedy}}$ performs action (θ, χ) that is better (in the sense of minimizing the current scr^{lex} -score) than any of the actions $(\lambda_{i_{j_s'}^s}, \chi_{i_{j_s'}^s})$, $s \in \{1, \dots, r\}$. Let $s' \in \{1, \dots, r\}$ be such that $\theta \in T_{s'}$. Then, following the lines in (7), (θ, χ) would be considered and performed by $\mathcal{R}_{\text{greedy}}$ on $\mathcal{E}_{s'}$ instead of $(\lambda_{i_{j_{s'}}^{s'}}, \chi_{i_{j_{s'}}^{s'}})$ —a contradiction.

B.6 Additional Material for Section 5.1

Next to the ≤ 2 -Approval instances which are introduced in Section 5.1, we also consider instances with different, normalized utilities, i.e. different *instance classes*. Regardless of the choice of utilities, we chose the same set of levels and assigned the same subset of candidates to each level for each instance from PrefLib that we consider, based on the respective metadata. In the following, let $m_t(a)$ be the number of candidates on level t that are present in the preference order of agent a (in the original PrefLib file), and, for each candidate c in the preference order of agent a , let $p(a, c)$ be the position of c in a 's preference order (starting at zero). Furthermore, let m_o be the number of candidates in the original PrefLib instance and $b(a, c) = m_o - p(a, c)$ be the Borda score of candidate c based on a 's preference order.

One class of instances we consider consists of ≤ 1 -Approval instances: Instead of allowing each agent to approve at most two candidates per level by assigning to them a utility of one (≤ 2 -Approval instances), each agent can approve at most one candidate per level with an approved candidate always getting a utility of

one. Thus, on each level t , a approves the $\min(1, m_t(a))$ most preferred candidates on level t , and it holds that $\forall a \in A, t \in T : \sum_{c \in C_t} u_t(a, c) \leq 1 \wedge \forall c \in C_t : u_t(a, c) \leq 1$.

Furthermore, we constructed *point instances* based on the idea that an agent gets 10 points which it can distribute over its two most preferred candidates on each level t . More precisely, if $m_t(a) = 0$, $u_t(a, c) = 0$ for each candidate c on level t . If $m_t(a) = 1$, the only candidate on level t present in a 's preference order gets a utility of 10. Otherwise, only the highest ranked candidate c_1 and the second-highest ranked candidate c_2 of level t get a utility larger than zero from agent a on level t with $u_t(a, c_1) = \text{round}\left(10 \cdot \frac{b(a, c_1)}{b(a, c_1) + b(a, c_2)}\right)$ (rounding half up) and $u_t(a, c_2) = 10 - u_t(a, c_1)$. Thus, the utilities are based on the Borda scores for the agent's preference order and scaled so that they sum up to 10 ($\forall a \in A, t \in T : \sum_{c \in C_t} u_t(a, c) \leq 10$).

Based on these instances, we applied the following (clean-up) steps on all instances: We removed candidates that did not get a utility larger than zero from any agent and levels on which all agents give the same utility to the same candidate(s). After this, we removed instances with at most one level or at most three candidates. In addition, we removed point instances with $n > 80$ or $m > 80$ to avoid excessive runtimes.

This approach leads to $8870 \leq 1$ -Approval instances and 4160 point instances whose dimensions are visualized in Figure 9. An overview of the sequential elections constituting the experimental data can be seen in Table 4, in which the elections are grouped by the dataset names used in PrefLib for the underlying preferences. For each instance class, the same experiments were conducted using $\kappa \in \{\kappa^{(1)}, \kappa^{(2)}, \kappa^{(3)}\}$.

B.7 Additional Material for Section 5.2

B.7.1 Implementations of \mathcal{R}_Σ and $\mathcal{R}_{\text{greedy}}$

As mentioned in Section 5.2, the implementations of \mathcal{R}_Σ and $\mathcal{R}_{\text{greedy}}$ for determining a single winning committee sequence follow directly from their definitions. This is also the case for computing all winning committee sequences of \mathcal{R}_Σ . However, we want to note that we have two different implementations of $\mathcal{R}_{\text{greedy}}$ for determining one winning committee sequence in Python: one for $\leq l$ -Approval instances (each agent can approve at most l candidates per level) and one for general utilities (including point instances). The implementation for $\leq l$ -Approval instances is more efficient and differs when determining the candidate to be added, which leads to the highest decrease of the current \mathcal{R}_{lex} score, as adding a candidate approved by an agent (i.e. a candidate assigned a utility larger than zero) will always increase its satisfaction (i.e. the agent score) by one. This assumption cannot be made for general utilities where two candidates could, for example, increase the agent score of the same agents, but by different amounts, leading to different \mathcal{R}_{lex} scores (while the amounts would be the same in case of $\leq l$ -Approval instances).

To compute all winning committee sequences of $\mathcal{R}_{\text{greedy}}$, the following search tree is traversed depth-first: The root of the search tree represents the committee sequence re-

sulting from the first step of $\mathcal{R}_{\text{greedy}}$ defined in Definition 2. The inner nodes represent “incomplete” committee sequences—those containing at least one level t with less than k_t chosen candidates—while the leaves represent complete winning committee sequences. In both cases, only nodes that $\mathcal{R}_{\text{greedy}}$ can reach are considered: An edge from one committee sequence \mathcal{X} to another \mathcal{X}' exists if \mathcal{X}' can be the result of applying the third step of Definition 2 to \mathcal{X} . Incomplete committee sequences that have already been visited are stored in a cache to avoid visiting them again, i.e. to prune the search tree.

B.7.2 Implementations of $\mathcal{R}_{A,L,\Sigma}$, $\mathcal{R}_{A,\Sigma,L}$, and \mathcal{R}_{lex}

Here, we define the constraint optimization problems which we use to find a winning committee sequence of $\mathcal{R}_{A,L,\Sigma}$, $\mathcal{R}_{A,\Sigma,L}$, and \mathcal{R}_{lex} .

The two constraint optimization problems that are used to find a winning committee sequence of $\mathcal{R}_{A,L,\Sigma}$ and $\mathcal{R}_{A,\Sigma,L}$ share the same variables and constraints, but use different objective functions. The following variables are used:

- $x_{(t,c)} \in \mathbb{B}$ with $t \in T, c \in C_t$ is the solution, i.e. $x_{(t,c)}$ is 1 if and only if $c \in \mathcal{X}_t$.
- $s_a \in \{0, \dots, \sigma_a\}$ with $a \in A$ corresponds to $\text{scr}_A(\mathcal{E}, \mathcal{X}, a)$ with $\sigma_a = \tau$ if used for ≤ 1 -Approval instances, $\sigma_a = \sum_{t \in T} \min(\kappa_t, |\{c \in C_t : u_t(a, c) = 1\}|)$ for ≤ 2 -Approval instances, and $\sigma_a = \sum_{t \in T} \sum_{v \in V} v$ with V containing the utilities of κ_t many candidates with the highest utilities received from a otherwise.
- $s'_t \in \{0, \dots, \lambda_t\}$ with $t \in T$ corresponds to $\text{scr}_L(\mathcal{E}, \mathcal{X}, t)$ with $\lambda_t = |A|$ if used for ≤ 1 -Approval instances, $\lambda_t = \sum_{a \in A} \min(\kappa_t, |\{c \in C_t : u_t(a, c) = 1\}|)$ for ≤ 2 -Approval instances, and $\lambda_t = \sum_{a \in A} \sum_{v \in V} v$ with V containing the utilities of κ_t many candidates with the highest utilities received from a otherwise.
- $h_m \in \{0, \dots, \max_{a \in A} \sigma_a\}$ corresponds to $\text{scr}_A^{\min}(\mathcal{E}, \mathcal{X})$
- $v_m \in \{0, \dots, \max_{t \in T} \lambda_t\}$ corresponds to $\text{scr}_L^{\min}(\mathcal{E}, \mathcal{X})$
- $s \in \{0, \dots, \sum_{a \in A} \sigma_a\}$ corresponds to $\text{scr}_\Sigma(\mathcal{E}, \mathcal{X})$

The constraints are:

- The solution has to be valid:

$$\forall t \in T : \sum_{c \in C_t} x_{(t,c)} = \kappa_t \quad (8)$$

- Define s_a :

$$\forall a \in A : s_a = \sum_{t \in T} \sum_{c \in C_t} x_{(t,c)} \cdot u_t(a, c) \quad (9)$$

- Define s'_t :

$$\forall t \in T : s'_t = \sum_{c \in C_t} \sum_{a \in A} x_{(t,c)} \cdot u_t(a, c)$$

- Define h_m :

$$h_m = \min_{a \in A} s_a$$

Table 4: Overview of the sequential elections used in the experiments. The elections are grouped by the dataset names used in PrefLib for the underlying preferences. ([†] [Boehmer and Schaar \[2023\]](#); [‡] [Caragiannis et al. \[2017\]](#))

Dataset Name	Candidates	Levels	Foundation of Utilities	Number of Instances		
				≤ 1 -Approval	≤ 2 -Approval	point
Boardgames Geek Ranking [†]	Board Games	Game Types	Weekly Rankings on boardgamegeek.com	1	1	0
Boxing [†]	Fighters	Age Groups	Boxing World Rankings	5	8	13
Cities Survey [‡]	Cities	Continents	Survey Answers	2	2	0
Weeks Power Ranking [†]	College Teams	U.S. States	Power Rankings	1905	1564	233
Seasons Power Ranking [†]	College Teams	U.S. States	Power Rankings	4664	4465	2103
Combined Power Ranking [†]	College Teams	U.S. States	Power Rankings	106	35	0
Countries Ranking [†]	Countries	Continents	Indicator-based Rankings	24	24	22
Formula 1 Seasons [†]	Drivers	Countries	Rankings based on finishing time	122	107	124
Global University Ranking [†]	Universities	Continents	Criterion-Based Rankings	8	8	8
Movehub City Ranking [†]	Cities	Countries	Indicator-based Rankings	1	1	0
Spotify Countries Chart [†]	Songs	Genres	Daily Rankings	1235	1279	1284
Spotify Daily Chart [†]	Songs	Genres	Daily Rankings	724	362	362
Table Tennis Ranking [†]	Players	Countries	Monthly Rankings	73	32	11

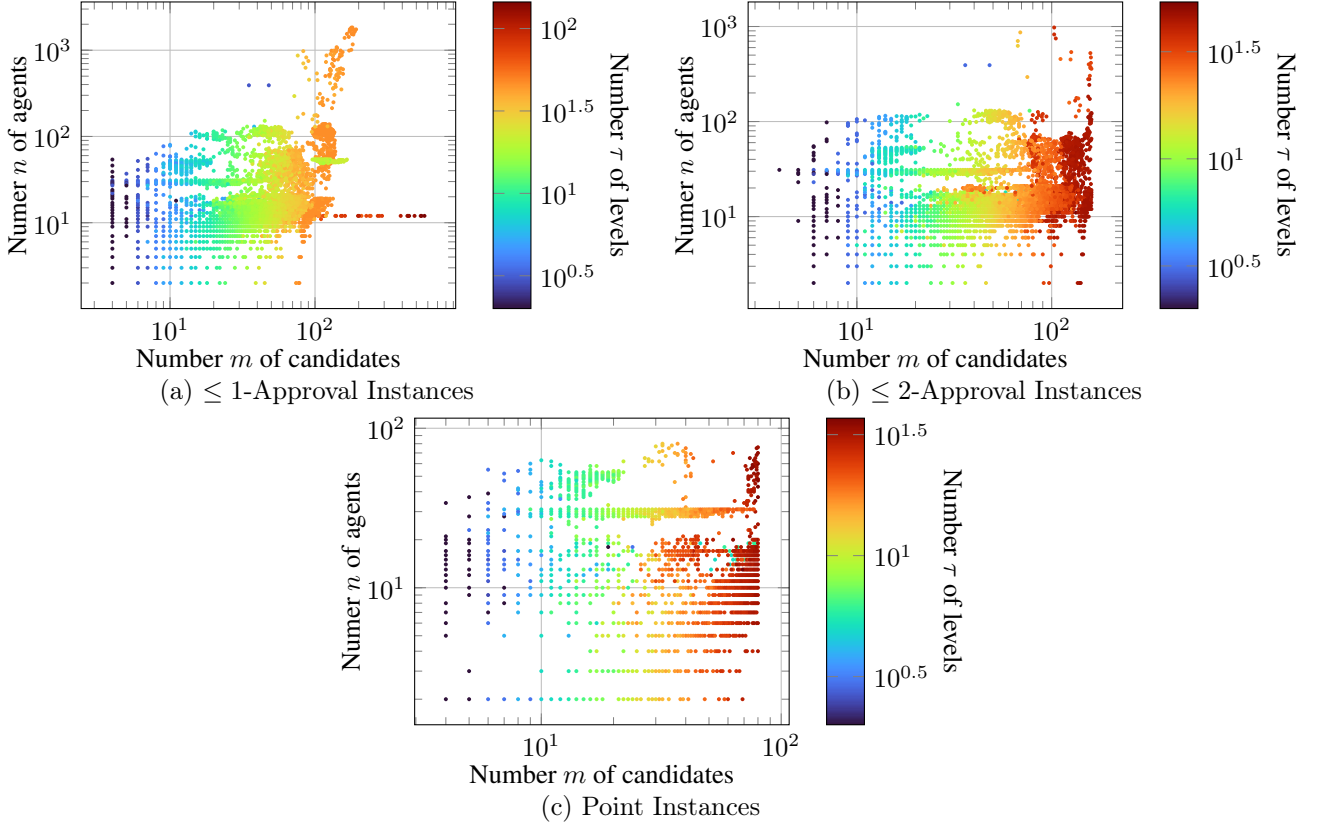


Figure 9: The dimensions of the experimental data for each of our instance classes, where the color of each point represents the average τ of all instances with the given m and n .

- Define v_m :

$$v_m = \min_{t \in T} s'_t$$

- Define s :

$$s = \sum_{a \in A} s_a$$

In the case of $\mathcal{R}_{A,L,\Sigma}$, the objective function to be maximized is:

$$s + \left(\sum_{a \in A} \sigma_a + 1 \right) v_m + \left(\sum_{a \in A} \sigma_a + 1 \right) \left(\max_{t \in T} \lambda_t + 1 \right) h_m$$

In the case of $\mathcal{R}_{A,\Sigma,L}$, the objective function to be maximized is:

$$v_m + \left(\max_{t \in T} \lambda_t + 1 \right) s + \left(\max_{t \in T} \lambda_t + 1 \right) \left(\sum_{a \in A} \sigma_a + 1 \right) h_m$$

To compute a committee sequence that differs from $w > 1$ previously computed committee sequences $\mathcal{X}^{(p)} = (X_1^{(p)}, \dots, X_\tau^{(p)})$ with $p \in \{1, \dots, w\}$, the following variables and constraints are added to the above optimization problem: For each $\mathcal{X}^{(p)}$, $t \in T$, and $c \in C_t$, a Boolean

variable $d_{(p,t,c)} \in \mathbb{B}$ is added to indicate whether a solution $x_{(t,c)}$ differs from $\mathcal{X}^{(p)}$ with respect to choosing candidate c on level t . This is ensured by adding the following constraint:

- If $c \notin X_t^{(p)}$, add the constraint $d_{(p,t,c)} = x_{(t,c)}$.
- If $c \in X_t^{(p)}$, add the constraint $d_{(p,t,c)} = \neg x_{(t,c)}$.

To ensure that the currently searched solution differs from $\mathcal{X}^{(p)}$ by at least one candidate on any level, the constraint $\sum_{t \in T} \sum_{c \in C_t} d_{(p,t,c)} \geq 1$ is added for each $p \in \{1, \dots, w\}$.

Using this approach, all winning committee sequences can be found for a given election.

Our approach to determine a winning committee sequence of \mathcal{R}_{lex} is based on a constraint optimization problem that consists of the variables $x_{(t,c)}$ and s_a . Additionally, there is a variable $s_{(a,i)}^- \in \mathbb{B}$ with $a \in A$, $i \in \sigma_m$, and $\sigma_m := \max_{a \in A} \sigma_a$, which is 1 if and only if $s_a = i$.

The constraints include constraints (8) and (9) and the following two constraints that define $s_{(a,i)}^-$:

$$\begin{aligned} \forall a \in A : \sum_{i=0}^{\sigma_m} s_{(a,i)}^- &= 1 \\ \forall a \in A : \sum_{i=0}^{\sigma_m} i \cdot s_{(a,i)}^- &= s_a \end{aligned}$$

The objective function to be minimized is:

$$\text{scl}^{\text{lex}}(\mathcal{E}, \mathcal{X}) = \sum_{i=0}^{\sigma_m} \sum_{a \in A} s_{(a,i)}^- \cdot (|A| + 1)^{\sigma_m - i}$$

As maximizing the scr^{lex} score directly leads to overflows for part of the experimental data when using the CP-Sat solver, we determined 10^{17} experimentally as an approximation of the maximum possible objective value that does not cause an overflow. Based on this, we approximate the number ζ of consecutive i that can be considered in one optimization problem by first determining an upper bound of $\text{scr}^{\text{lex}}(\mathcal{E}, \mathcal{X})$:

$$\begin{aligned} & \sum_{i=0}^{\sigma_m} |\{a \in A \mid \text{scr}_A(\mathcal{X}, a) = i\}| \cdot (|A| + 1)^{\sigma_m - i} \\ & \leq \sum_{i=0}^{\sigma_m} |A| \cdot (|A| + 1)^i \\ & = (|A| + 1)^{\sigma_m + 1} - 1 \leq (|A| + 1)^{\sigma_m + 1} \stackrel{!}{\leq} 10^{17} \\ & \Rightarrow \sigma_m + 1 \leq \frac{\log(10^{17})}{\log(|A| + 1)} \\ & \Rightarrow \zeta = \left\lfloor \frac{\log(10^{17})}{\log(|A| + 1)} \right\rfloor - 1 \end{aligned}$$

The optimization problem is split into $\lceil (\sigma_m + 1) / \zeta \rceil$ optimization problems O_d with $d \in \{0, \dots, \lceil (\sigma_m + 1) / \zeta \rceil - 1\}$, where the d -th optimization problem maximizes

$$\sum_{i=0}^{\zeta'} |\{a \in A \mid \text{scr}_A(\mathcal{X}, a) = d \cdot \zeta + i\}| \cdot (|A| + 1)^{\zeta' - i}$$

with $\zeta' = \min\{\zeta - 1, \sigma_m - d \cdot \zeta\}$. The optimization problem O_d is executed after the optimization problems $O_{d'}$ with $d' \in \{0, \dots, d - 1\}$ and preserves the results of the previous optimization problems regarding the number of agents with an agent score of $\text{scr}_A(\mathcal{X}, a) = s$ for all $s \in \{0, \dots, d \cdot \zeta - 1\}$.

This optimization problem is always used for ≤ 1 -Approval and ≤ 2 -Approval instances. For point instances, this approach is only used if $\frac{\sigma_m}{\zeta} \leq 16$ (i.e. if the original optimization problem is split into at most 16 optimization problems). Otherwise, a different optimization problems is executed multiple times with different inputs: In the first round, the primary goal is to maximize the minimum agent score and the secondary goal is to minimize the number of agents that have this agent score. In the second round, constraints ensure that the minimum agent score as well as the number of agents that have this score remain the same, and the goal is to maximize the next largest agent score appearing in the solution (primary goal) as well as minimizing the number of agents that have this score (secondary goal), and so on. This is based on the possibility that there are large distances between an agent score of an agent and the next largest agent score in the solution. While the scr^{lex} score sums over all possible agent scores from zero to σ_m , the following optimization problem will skip the agent scores that no agent has in the final solution: Let P contain the results from previous rounds of executing the optimization problem, i.e. tuples (s', n') where s' is an agent score and n' is the number of agents that have this score. The variables include the variable $x_{(t,c)}$ and the following variables:

- $\beta_{(a,i)} \in \mathbb{B}$ with $a \in A, i \in P$, which is 1 if and only if agent a has an agent score of i_1 (which was considered in the objective function of a previous round).
- $\beta_a^* \in \mathbb{B}$ with $a \in A$, which is 1 if and only if agent a has an agent score which was considered in the objective function of a previous round.
- $\omega^* \in \{0, \dots, \sigma_m\}$, representing the minimum agent score out of the scores not considered in a previous round.
- $\omega_a \in \mathbb{B}$ with $a \in A$, which is 1 if and only if agent a has an agent score of ω^* .

The constraints include constraint (8) and the following constraints:

- Define $\beta_{(a,i)}$ and $\beta_a^* \in \mathbb{B}$ in case that $|P| > 0$:

$$\begin{aligned} & \forall a \in A, i \in P : \\ & \beta_{(a,i)} \Rightarrow i_1 = \sum_{t \in T} \sum_{c \in C_t} x_{(t,c)} \cdot u_t(a, c) \\ & \neg \beta_{(a,i)} \Rightarrow i_1 \neq \sum_{t \in T} \sum_{c \in C_t} x_{(t,c)} \cdot u_t(a, c) \\ & \forall i \in P : \sum_{a \in A} \beta_{(a,i)} = i_2 \\ & \beta_a^* = \max_{i \in P} \beta_{(a,i)} \end{aligned}$$

- Define $\beta_a^* \in \mathbb{B}$ in the case that $|P| = 0$: $\forall a \in A : \beta_a^* = \perp$
- Define ω^* :

$$\forall a \in A : \omega^* \leq \sum_{t \in T} \sum_{c \in C_t} x_{(t,c)} \cdot u_t(a, c) + \sigma_m \cdot \beta_a^*$$

$$\text{If } |P| > 0 : \omega^* \geq \max_{i \in P} i_1 + 1$$

- Define ω_a :

$$\begin{aligned} & \forall a \in A : \omega_a \Rightarrow \omega^* = \sum_{t \in T} \sum_{c \in C_t} x_{(t,c)} \cdot u_t(a, c) \\ & \forall a \in A : \neg \omega_a \Rightarrow \omega^* \neq \sum_{t \in T} \sum_{c \in C_t} x_{(t,c)} \cdot u_t(a, c) \end{aligned}$$

The objective function to be maximized is:

$$(|A| + 1) \cdot \omega^* - \sum_{a \in A} \omega_a$$

To compute all winning committee sequences of \mathcal{R}_{lex} , an analogous approach as described for $\mathcal{R}_{A,L,\Sigma}$ and $\mathcal{R}_{A,\Sigma,L}$ is used.

B.8 Additional Material for Section 5.3

B.8.1 The Scores

For each instance class and κ considered, we show

- a table analogous to Table 3 in Table 5,

- the runtimes of the rules for finding one winning committee sequence in Figure 10 (for each rule and ≤ 2 -Approval or point instance, the runtime of one computation is considered, while for each ≤ 1 -Approval instance, the runtimes of three computations were averaged using the hardware mentioned in Section 5.2),
- a comparison of \mathcal{R}_{lex} , $\mathcal{R}_{\text{greedy}}$, and \mathcal{R}_{Σ} regarding the $\text{scr}_{\text{L}}^{\text{min}}$ score in Figure 11 and regarding the $\text{scr}_{\text{A}}^{\text{min}}$ score in Figure 12,
- a comparison of $\mathcal{R}_{\text{A},\Sigma,\text{L}}$ and $\mathcal{R}_{\text{A},\text{L},\Sigma}$ regarding the scr_{Σ} score in Figure 13 and regarding the $\text{scr}_{\text{L}}^{\text{min}}$ score in Figure 14, and
- the percentage of the optimal scr^{lex} score relative to the scr^{lex} score determined by each rule that does not minimize scr^{lex} in Figure 15.

While all main conclusions form the main body of the paper also hold for instance classes other than ≤ 2 -Approval instances, we want to highlight the following differences between the results for different instance classes:

The difference between $\mathcal{R}_{\text{greedy}}$ and \mathcal{R}_{Σ} is bigger for ≤ 1 -Approval instances than for ≤ 2 -Approval and point instances, both regarding the proportion of the optimal $\text{scr}_{\text{A}}^{\text{min}}$ and the proportion of the optimal $\text{scr}_{\text{L}}^{\text{min}}$ score achieved on average. Overall, for each κ and score, each rule achieves at least as good scores for ≤ 2 -Approval and point instances as for ≤ 1 -Approval instances relative to the optimal one on average, with $\mathcal{R}_{\text{greedy}}$ and \mathcal{R}_{Σ} being the only exception for the point instances when considering the scr^{lex} score.

Another noteworthy difference is that for most instance classes and κ s considered, $\mathcal{R}_{\text{A},\Sigma,\text{L}}$ and $\mathcal{R}_{\text{A},\text{L},\Sigma}$ are preferable to $\mathcal{R}_{\text{greedy}}$ regarding the scr^{lex} score (e.g. point instances with $\kappa = \kappa^{(1)}$), but not for all (e.g. ≤ 1 -Approval instances with $\kappa = \kappa^{(1)}$).

Furthermore, $\mathcal{R}_{\text{A},\text{L},\Sigma}$ and $\mathcal{R}_{\text{A},\Sigma,\text{L}}$ achieve different scr_{Σ} and $\text{scr}_{\text{L}}^{\text{min}}$ scores for around 3% (13%) of the ≤ 2 -Approval (≤ 1 -Approval) instances using $\kappa = \kappa^{(1)}$, for around 18% (6%) using $\kappa = \kappa^{(2)}$, and for around 12% (5%) using $\kappa = \kappa^{(3)}$. For points instances, they achieve different scr_{Σ} and $\text{scr}_{\text{L}}^{\text{min}}$ scores for around 3% of instances using $\kappa = \kappa^{(1)}$, for around 8% using $\kappa = \kappa^{(2)}$, and for around 6% using $\kappa = \kappa^{(3)}$. When they differ, they can differ significantly, independently of the instance class and κ considered (see Figure 14).

Lastly, when comparing the results for the different $\kappa = \kappa^{(l)}$ we consider, we want to note that, for each instance class, $\mathcal{R}_{\text{greedy}}$ performs worse overall regarding the scr^{lex} score when increasing l .

B.8.2 Investigating the Properties

In this section, we describe the approach we used to investigate the properties in more detail. In the following, we assume that the agents are ordered, i.e. $A = \{a_1, \dots, a_n\}$, reflecting the order of the agents in the underlying preference dataset from PrefLib, and make an analogous assumption with regard to the candidates on each level.

As mentioned in Section 5.2, we discard an instance when testing the properties (to avoid excessive runtimes) if it meets one of the following two conditions, which are later referred to as *Main Discard Conditions*:

1. $\mathcal{R}_{\text{greedy}}$ violates the property and determining at most 30 winning committee sequences of $\mathcal{R}_{\text{greedy}}$ takes more than 10s using the C++ program and hardware mentioned in Section 5.2.
2. The first condition is not met, but at least one rule among all rules that violate the property determines at least 30 winning committee sequences.

For each of the investigated properties, such instances from the experimental data are discarded.

For *Pareto efficiency*—for which the exact results are shown in Tables 6 and 7—these instances are the only instances discarded.

Safe Union is examined by partitioning the instances which do not meet the *Main Discard Conditions* based on the number of levels (discarding every partition with only one instance), as the condition applies to two instances with the same τ . In each partition, the instances are sorted according to their file name (which matches the file name of the underlying preference dataset from PrefLib). The condition of the property is then tested for each instance in combination with each of the 10 instances following it in the ordering (if there are that many and if the merged version of the instances does not meet the *Main Discard Conditions*).

To investigate *Sub-Consistency* we first discard instances with $n > 120$ or $m > 120$, then instances that meet one of the *Main Discard Conditions*. The condition of the property is then checked by splitting each of the remaining instances into two instances with $A_1 = \{a_1, \dots, a_j\}$ and $A_2 = \{a_{j+1}, \dots, a_n\}$ for all $j \in \{1, \dots, n-1\}$, as \mathcal{C} , τ , and κ have to be the same for both instances. The resulting instance pair is discarded if at least one of the instances contains at least one level with no candidate getting a utility of at least one or meets one of the *Main Discard Conditions*. We use an analogous approach for *Safe Concatenation* by splitting the levels instead of the agents, but we do not discard instances with $n > 120$ or $m > 120$ here.

As there are no instances with independent groups in all of our instances, we investigate the property using the following approach: First, the instances with $n \leq 120$ and $m \leq 120$ which do not meet the *Main Discard Conditions* are sorted according to their file name. For each instance $\mathcal{E} = (A, \mathcal{C}, U = (u_1, \dots, u_{\tau}), \kappa)$ and its successor $\mathcal{E}' = (A', \mathcal{C}', U' = (u'_1, \dots, u'_{\tau}), \kappa')$ in the ordering (if there is one), the property is evaluated for $\mathcal{E}_1 = (A \cup A', \mathcal{C} \circ \mathcal{C}', (u''_1, \dots, u''_{\tau+\tau'}), \kappa \circ \kappa')$ (if $n \leq 120$ and $m \leq 120$ and if it does not meet the *Main Discard Conditions*) with $u''_i(a) = u_i(a)$ if $i \in \{1, \dots, \tau\}$ and $a \in A$, $u''_i(a) = 0$ if $i \in \{\tau+1, \tau'\}$ and $a \in A$, $u''_i(a) = u'_i(a)$ if $i \in \{\tau+1, \tau'\}$ and $a \in A'$, and $u''_i(a) = 0$ if $i \in \{1, \dots, \tau\}$ and $a \in A'$, which leads to two independent groups. If \mathcal{E}' is not discarded and has a successor \mathcal{E}'' , the same approach is used to create an instance \mathcal{E}_2 using \mathcal{E}_1 instead of \mathcal{E} and \mathcal{E}'' instead of \mathcal{E}' —which leads to three independent groups—and the property is evaluated for \mathcal{E}_2 as well (if $n \leq 120$ and $m \leq 120$ and if it does not meet the *Main Discard Conditions*).

The exact results regarding *Safe Concatenation*, *Safe Union*, *Sub-Consistency*, and *Independent Groups* can be seen in Tables 8 and 11 for ≤ 1 -Approval instances, in Ta-

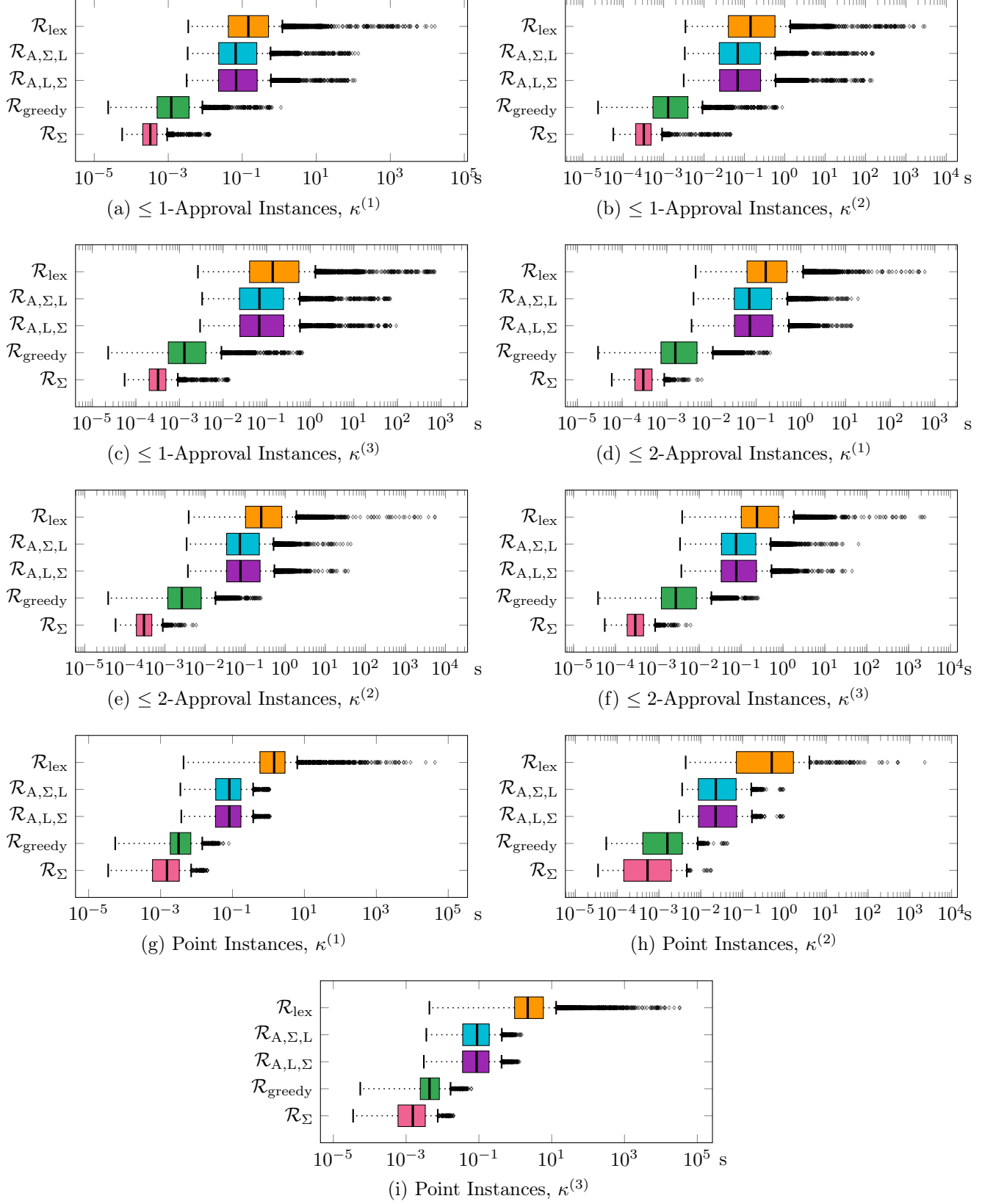


Figure 10: The runtimes of the rules for finding a winning committee sequence for each of our instance classes and κ .

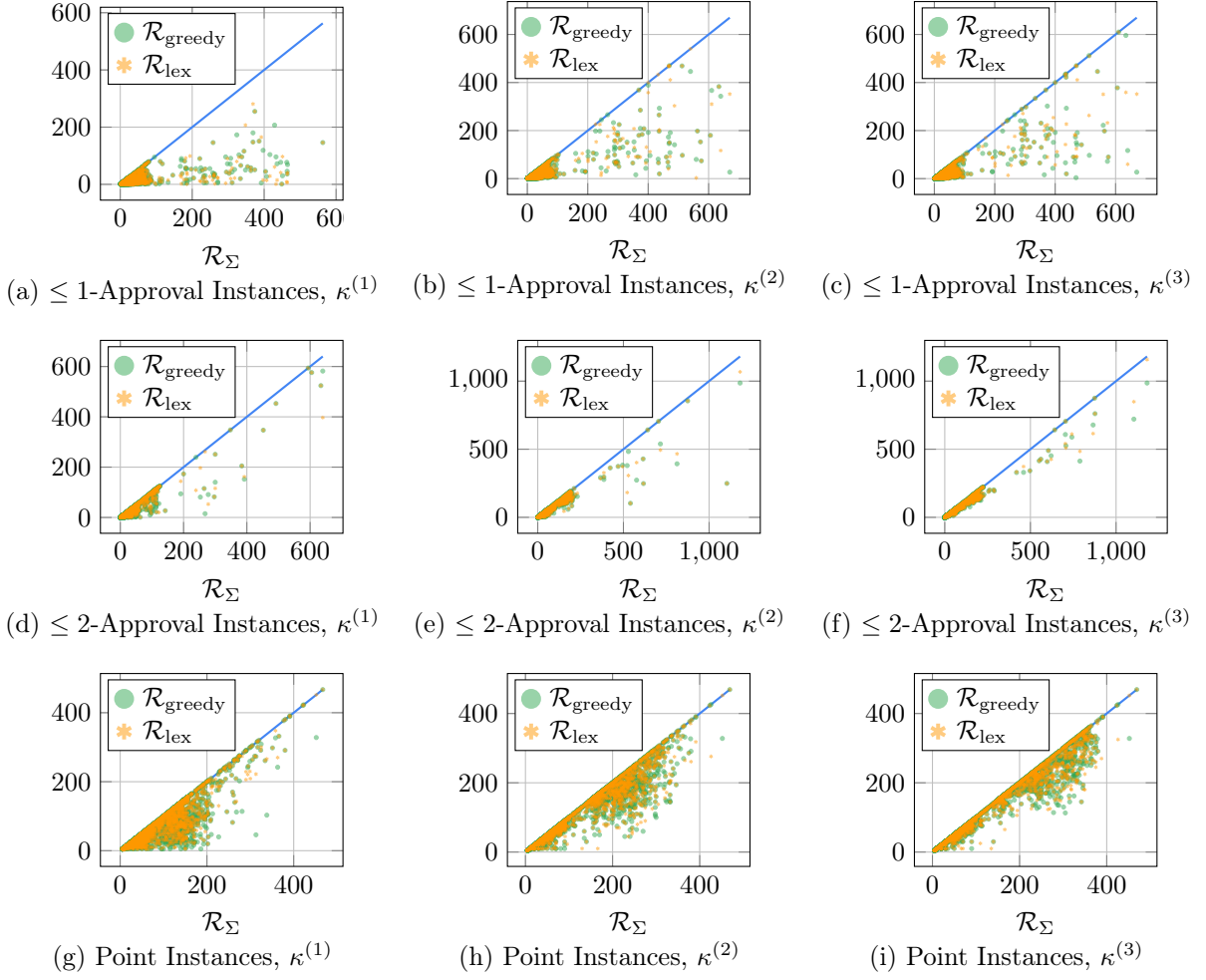


Figure 11: A comparison of \mathcal{R}_{lex} , $\mathcal{R}_{\text{greedy}}$, and \mathcal{R}_{Σ} for each κ considered: The x value represents the $\text{scr}_{\text{L}}^{\min}$ score achieved by \mathcal{R}_{Σ} , the y value represents the $\text{scr}_{\text{L}}^{\min}$ score achieved by another rule. If a point is on the blue line, the scores reached by both rules are the same. A point represents one instance from the corresponding instance class.

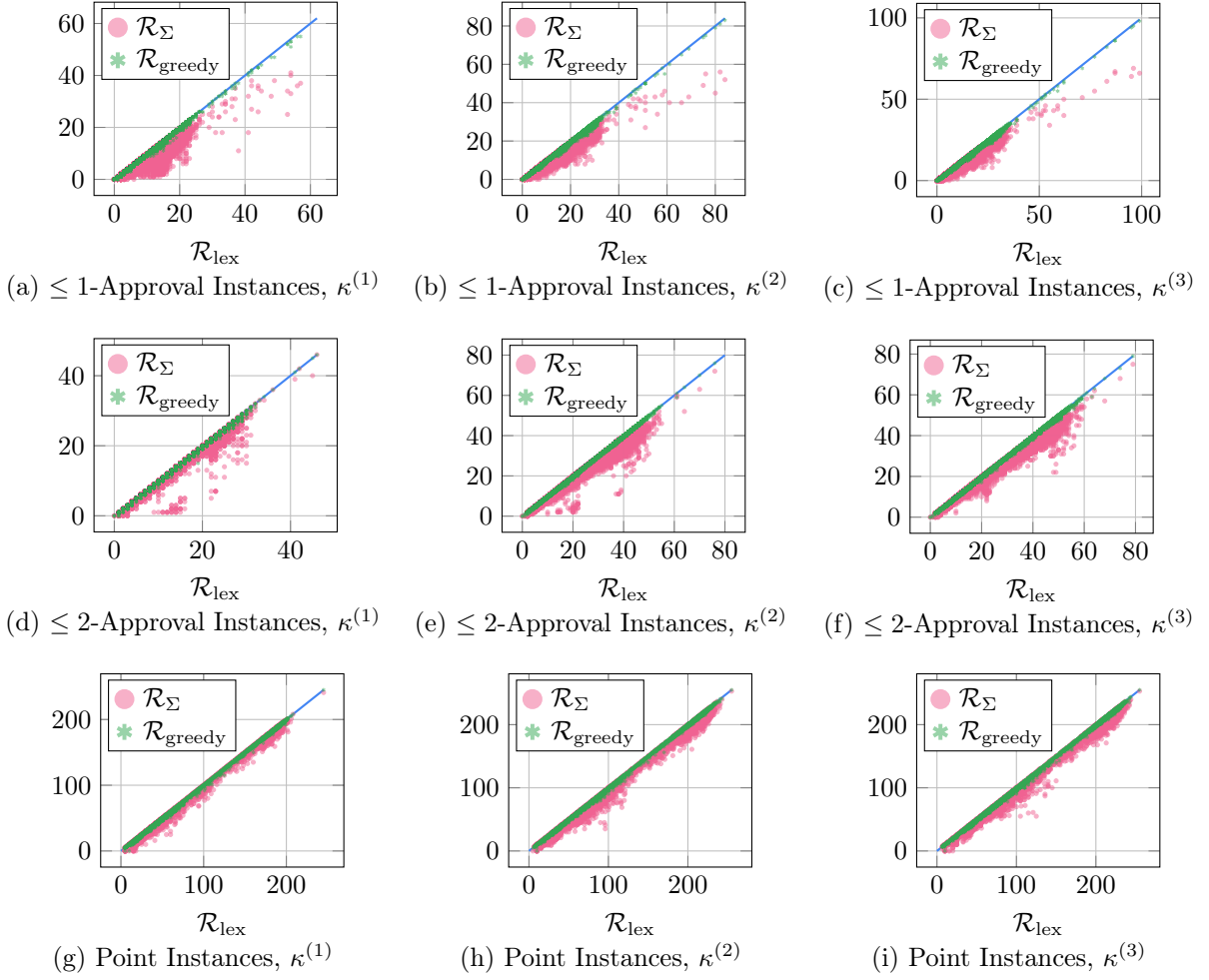


Figure 12: A comparison of \mathcal{R}_{lex} , $\mathcal{R}_{\text{greedy}}$, and \mathcal{R}_{Σ} for each κ considered: The x value represents the $\text{scr}_{\text{A}}^{\min}$ score achieved by \mathcal{R}_{lex} , the y value represents the $\text{scr}_{\text{A}}^{\min}$ score achieved by another rule. If a point is on the blue line, the scores reached by both rules are the same. A point represents one instance from the corresponding instance class.

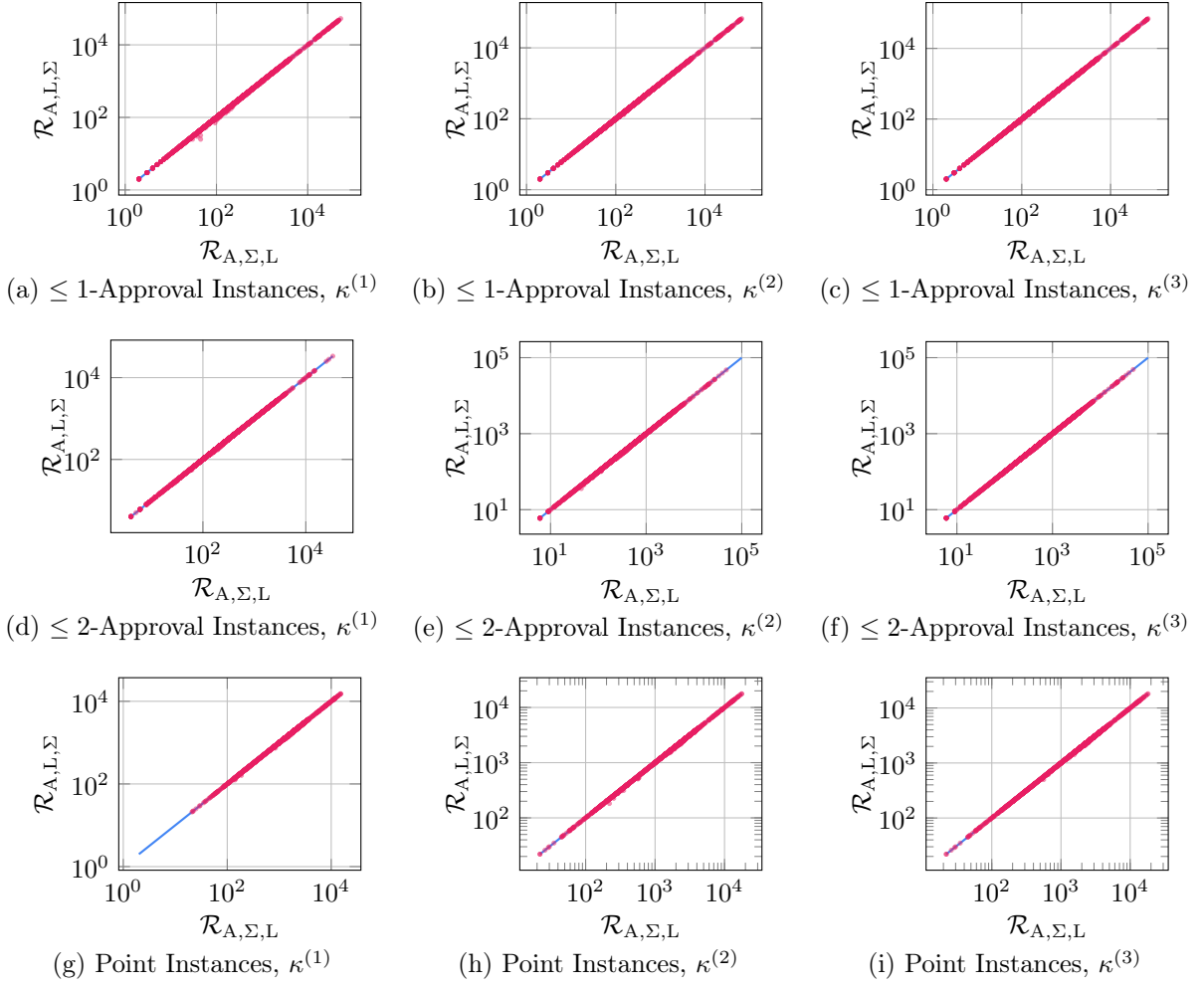


Figure 13: A comparison of $\mathcal{R}_{A,L,\Sigma}$ and $\mathcal{R}_{A,\Sigma,L}$ for each κ considered: The x value represents the scr_{Σ} score achieved by $\mathcal{R}_{A,\Sigma,L}$, the y value represents the same score achieved by $\mathcal{R}_{A,L,\Sigma}$. If a point is on the blue line, the scores reached by both rules are the same. A point represents one instance from the corresponding instance class.

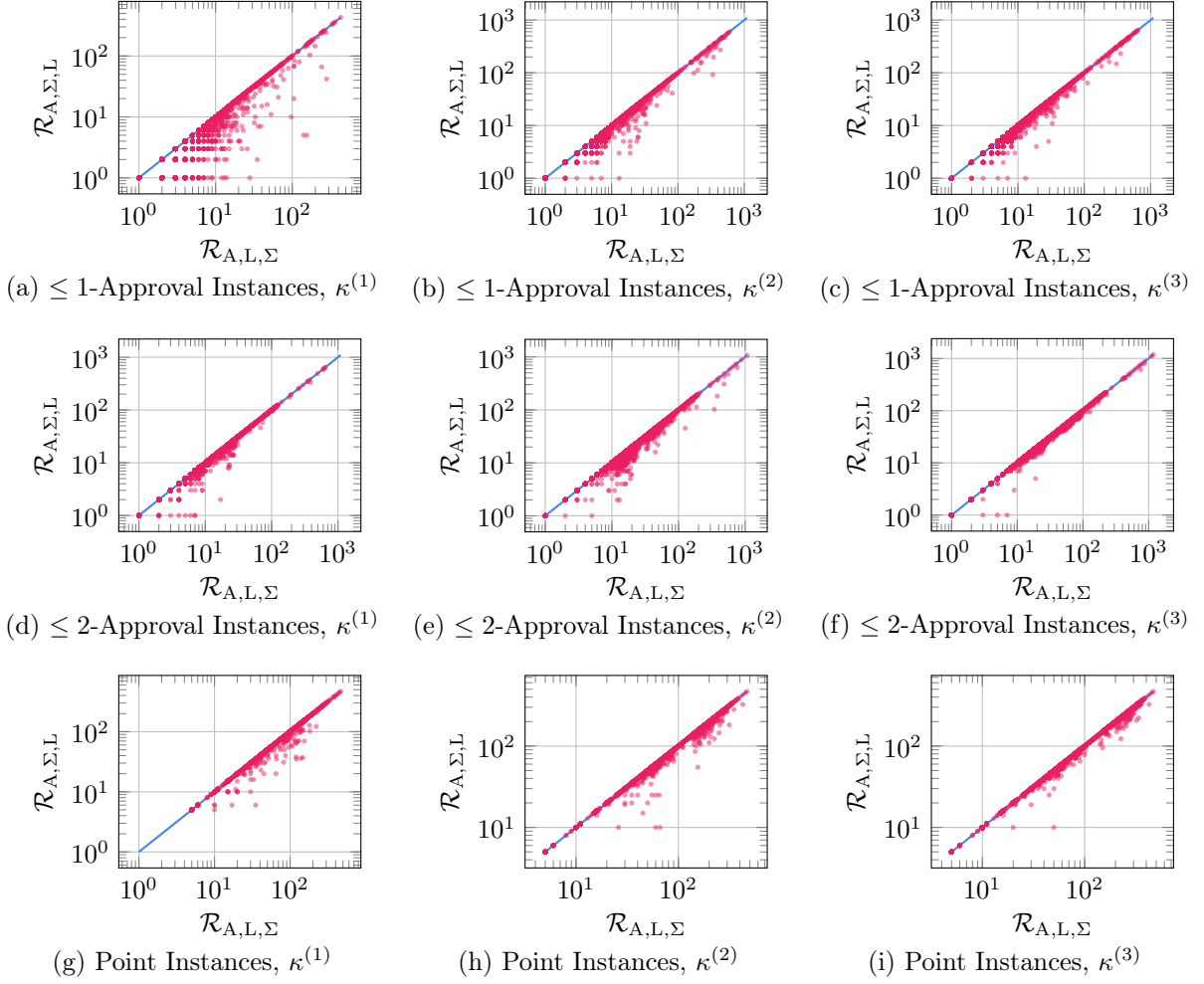


Figure 14: A comparison of $\mathcal{R}_{A,L,\Sigma}$ and $\mathcal{R}_{A,\Sigma,L}$ for each κ considered: The x value represents the scr_L^{\min} score achieved by $\mathcal{R}_{A,L,\Sigma}$, the y value represents the same score achieved by $\mathcal{R}_{A,\Sigma,L}$. If a point is on the blue line, the scores reached by both rules are the same. A point represents one instance from the corresponding instance class.

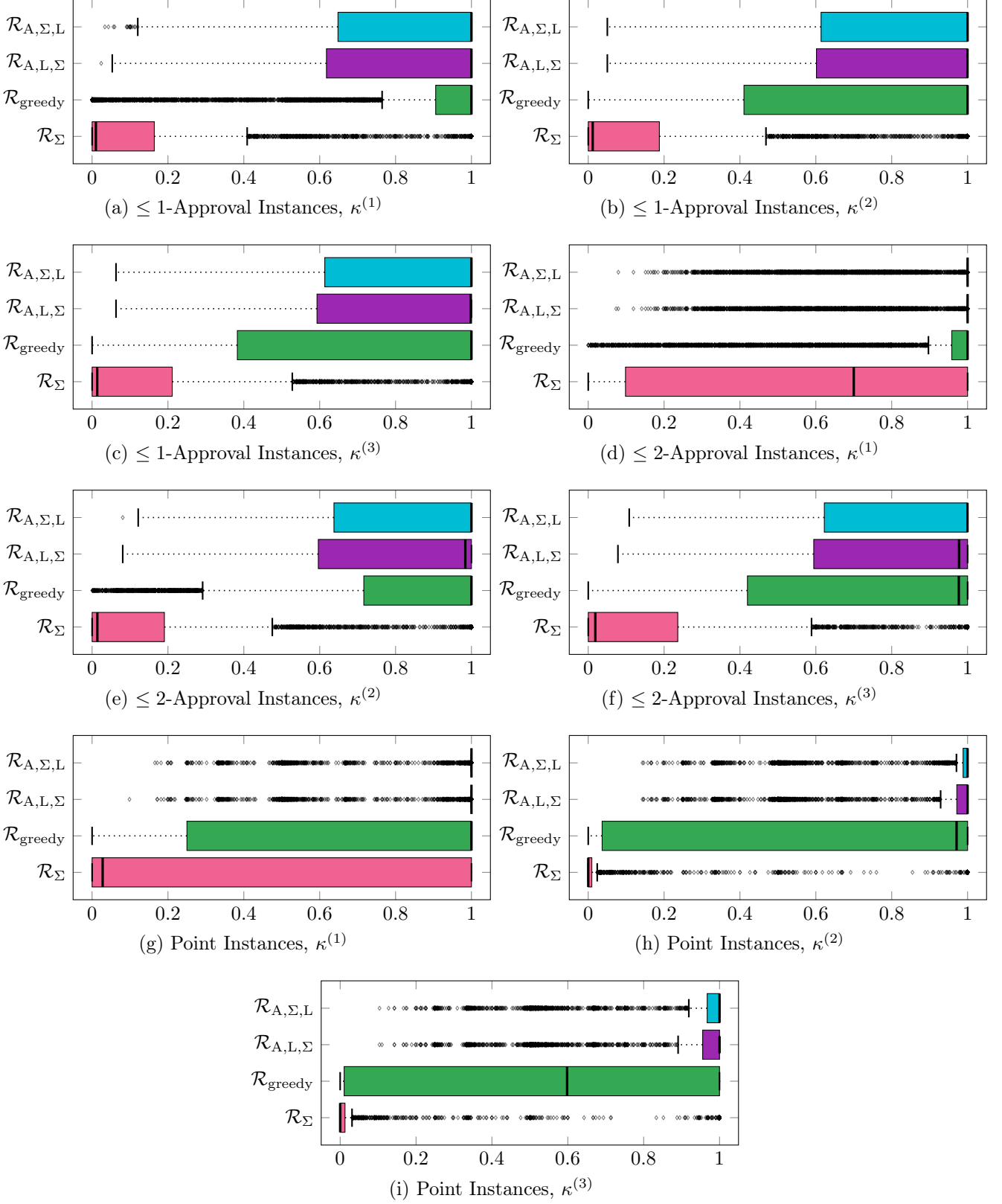


Figure 15: The proportions of the optimal scr^{lex} score to the scr^{lex} score determined by each rule that does not minimize this score for the instances from the corresponding instance class.

Table 5: For each score and each $\kappa^{(l)}$ considered, the first value is the percentage of instances with $\kappa^{(l)}$ for which a rule achieves the optimal value of the respective score. The value in parentheses is the percentage of the optimal score that a rule achieves on average for instances with $\kappa^{(l)}$, with one exception: For scr^{lex} , the percentage of the reciprocal proportion is shown, as scr^{lex} is the only score to be minimized. If a rule is optimal with respect to a score, the corresponding cell contains 100. The percentages are rounded naturally.

(a) ≤ 1 -Approval Instances

l	scr^{lex}			$\text{scr}_A^{\text{min}}$			$\text{scr}_L^{\text{min}}$			scr_Σ		
	1	2	3	1	2	3	1	2	3	1	2	3
\mathcal{R}_{lex}	100	100	100	100	100	100	27 (59)	31 (68)	32 (69)	13 (93)	13 (95)	14 (95)
$\mathcal{R}_{\text{greedy}}$	61 (86)	47 (73)	47 (72)	90 (99)	76 (98)	75 (98)	27 (60)	32 (70)	33 (71)	13 (93)	14 (95)	15 (95)
$\mathcal{R}_{A,\Sigma,L}$	45 (83)	44 (81)	42 (81)	100	100	100	37 (68)	43 (77)	45 (78)	22 (95)	23 (96)	25 (96)
$\mathcal{R}_{A,L,\Sigma}$	43 (82)	43 (80)	41 (80)	100	100	100	38 (71)	45 (78)	47 (78)	22 (95)	23 (96)	25 (96)
\mathcal{R}_Σ	10 (19)	10 (20)	10 (21)	19 (72)	19 (77)	20 (79)	100	100	100	100	100	100

(b) ≤ 2 -Approval Instances

l	scr^{lex}			$\text{scr}_A^{\text{min}}$			$\text{scr}_L^{\text{min}}$			scr_Σ		
	1	2	3	1	2	3	1	2	3	1	2	3
\mathcal{R}_{lex}	100	100	100	100	100	100	64 (89)	39 (88)	43 (91)	50 (99)	11 (97)	12 (97)
$\mathcal{R}_{\text{greedy}}$	68 (88)	50 (84)	39 (73)	91 (99)	89 (99)	77 (99)	62 (86)	39 (88)	43 (91)	50 (99)	12 (97)	13 (97)
$\mathcal{R}_{A,\Sigma,L}$	70 (92)	42 (82)	41 (81)	100	100	100	77 (94)	50 (91)	52 (93)	63 (99)	23 (98)	26 (98)
$\mathcal{R}_{A,L,\Sigma}$	69 (91)	38 (80)	39 (80)	100	100	100	78 (94)	56 (94)	56 (94)	63 (99)	23 (97)	26 (98)
\mathcal{R}_Σ	44 (58)	9 (20)	9 (22)	56 (94)	20 (88)	21 (90)	100	100	100	100	100	100

(c) Point Instances

l	scr^{lex}			$\text{scr}_A^{\text{min}}$			$\text{scr}_L^{\text{min}}$			scr_Σ		
	1	2	3	1	2	3	1	2	3	1	2	3
\mathcal{R}_{lex}	100	100	100	100	100	100	59 (88)	64 (94)	69 (96)	39 (98)	15 (97)	15 (98)
$\mathcal{R}_{\text{greedy}}$	64 (73)	43 (59)	40 (54)	75 (99)	61 (99)	56 (99)	59 (87)	64 (94)	69 (96)	39 (98)	15 (97)	15 (98)
$\mathcal{R}_{A,\Sigma,L}$	77 (94)	66 (90)	64 (90)	100	100	100	65 (90)	69 (95)	74 (97)	46 (98)	19 (98)	20 (98)
$\mathcal{R}_{A,L,\Sigma}$	77 (94)	64 (90)	63 (89)	100	100	100	66 (91)	74 (96)	78 (97)	46 (98)	19 (97)	20 (98)
\mathcal{R}_Σ	36 (42)	13 (17)	12 (17)	43 (93)	17 (91)	17 (93)	100	100	100	100	100	100

bles 9 and 12 for ≤ 2 -Approval instances, and in Tables 10 and 13 for point instances.

For each property and instance class investigated, the proportion of the investigated (and non-discarded pairs of) instances for which a rule satisfies the conditions of the given property can be seen in Table 14: For $\mathcal{R}_{A,\Sigma,L}$ and $\mathcal{R}_{A,L,\Sigma}$ it holds that, for each instance class and κ , they satisfy the conditions of *Independent Groups* for only at most 37.3% of the instances, but satisfy, for each of the remaining properties, its conditions for at least 95.8% of the instances. $\mathcal{R}_{\text{greedy}}$ is, apart from \mathcal{R}_{lex} , the only rule that, for each instance class, κ , and property, satisfies its conditions for at least 88% of the instances. For \mathcal{R}_Σ , on the other hand, the results can vary significantly between different instance types or κ : For example, \mathcal{R}_Σ satisfies the conditions of *Safe Union*—the only property \mathcal{R}_Σ does not satisfy in general—for around 85% of the ≤ 1 -Approval instances and $\kappa = \kappa^{(1)}$, but only for around 50% of the point instances for each κ considered.

Table 6: The number of instances considered and discarded from the instances of the corresponding instance class for *Pareto efficiency*. “C1” (“C2”) refers to the number of instances discarded due to the first (second) *Main Discard Conditions*.

Instance Class	$\kappa^{(1)}$			$\kappa^{(2)}$			$\kappa^{(3)}$		
	Considered	C1	C2	Considered	C1	C2	Considered	C1	C2
≤ 1 -Approval	8727	13	130	8304	14	552	8227	14	629
≤ 2 -Approval	6256	646	986	6153	842	893	6057	651	1180
Point	4157	0	3	4145	0	15	4121	0	39

Table 7: The number of non-discarded instances from the experimental data for which a rule satisfies the conditions of *Pareto efficiency* (“Sat.”) and the number of those for which they are violated (“Viol.”) are shown for each of our instance classes. If a rule satisfies *Pareto efficiency* in general, the corresponding cells contain a \checkmark .

(a) ≤ 1 -Approval Instances							(b) ≤ 2 -Approval Instances						
	$\kappa^{(1)}$		$\kappa^{(2)}$		$\kappa^{(3)}$			$\kappa^{(1)}$		$\kappa^{(2)}$		$\kappa^{(3)}$	
	Sat.	Viol.	Sat.	Viol.	Sat.	Viol.		Sat.	Viol.	Sat.	Viol.	Sat.	Viol.
\mathcal{R}_{lex}	\checkmark		\checkmark		\checkmark		\mathcal{R}_{lex}	\checkmark		\checkmark		\checkmark	
$\mathcal{R}_{A,\Sigma,L}$	\checkmark		\checkmark		\checkmark		$\mathcal{R}_{A,\Sigma,L}$	\checkmark		\checkmark		\checkmark	
$\mathcal{R}_{A,L,\Sigma}$	8713	14	8261	43	8190	37	$\mathcal{R}_{A,L,\Sigma}$	6249	7	5893	260	5971	86
$\mathcal{R}_{\text{greedy}}$	7957	770	7585	719	7649	578	$\mathcal{R}_{\text{greedy}}$	5780	476	5427	726	5320	737
\mathcal{R}_{Σ}	\checkmark		\checkmark		\checkmark		\mathcal{R}_{Σ}	\checkmark		\checkmark		\checkmark	

(c) Point Instances							
	$\kappa^{(1)}$		$\kappa^{(2)}$		$\kappa^{(3)}$		
	Sat.	Viol.	Sat.	Viol.	Sat.	Viol.	
\mathcal{R}_{lex}	\checkmark		\checkmark		\checkmark		
$\mathcal{R}_{A,\Sigma,L}$	\checkmark		\checkmark		\checkmark		
$\mathcal{R}_{A,L,\Sigma}$	4151	6	4114	31	4111	10	
$\mathcal{R}_{\text{greedy}}$	4047	110	3833	312	3846	275	
\mathcal{R}_{Σ}	\checkmark		\checkmark		\checkmark		

Table 8: The number of instances and instance pairs considered and discarded from the ≤ 1 -Approval instances for *Safe Concatenation*, *Safe Union*, *Sub-Consistency*, and *Independent Groups*.

(a) $\kappa^{(1)}$

Property	Considered Instance Pairs	Discarded Instances: Condition 1	Discarded Instances: Condition 2	Discarded Instances: $n > 120$ or $m > 120$	Discarded Pairs: Condition 1	Discarded Pairs: Condition 2	Discarded Pairs: Other reason (see text)
P1	162628	13	121	0	1	783	0
P2	74804	13	170	0	1554	7938	0
P3	143782	13	101	464	895	11751	40963
P5	14343	0	53	464	0	459	1901

(b) $\kappa^{(2)}$

Property	Considered Instance Pairs	Discarded Instances: Condition 1	Discarded Instances: Condition 2	Discarded Instances: $n > 120$ or $m > 120$	Discarded Pairs: Condition 1	Discarded Pairs: Condition 2	Discarded Pairs: Other reason (see text)
P1	152525	14	502	0	1	1416	0
P2	65271	14	756	0	186	12988	0
P3	125902	14	437	464	106	28674	29553
P5	12152	0	161	464	0	2507	1828

(c) $\kappa^{(3)}$

Property	Considered Instance Pairs	Discarded Instances: Condition 1	Discarded Instances: Condition 2	Discarded Instances: $n > 120$ or $m > 120$	Discarded Pairs: Condition 1	Discarded Pairs: Condition 2	Discarded Pairs: Other reason (see text)
P1	152132	14	567	0	1	1137	0
P2	61877	14	930	0	149	14679	0
P3	119532	14	488	464	109	34626	27605
P5	11228	0	321	464	0	3253	1686

Table 9: The number of instances and instance pairs considered and discarded from the ≤ 2 -Approval instances for *Safe Concatenation*, *Safe Union*, *Sub-Consistency*, and *Independent Groups*.

(a) $\kappa^{(1)}$

Property	Considered Instance Pairs	Discarded Instances: Condition 1	Discarded Instances: Condition 2	Discarded Instances: $n > 120$ or $m > 120$	Discarded Pairs: Condition 1	Discarded Pairs: Condition 2	Discarded Pairs: Other reason (see text)
P1	79118	646	980	0	0	8	0
P2	34315	646	999	0	13900	12275	0
P3	61452	614	355	779	1877	50788	18296
P5	12178	0	344	779	0	282	1067

(b) $\kappa^{(2)}$

Property	Considered Instance Pairs	Discarded Instances: Condition 1	Discarded Instances: Condition 2	Discarded Instances: $n > 120$ or $m > 120$	Discarded Pairs: Condition 1	Discarded Pairs: Condition 2	Discarded Pairs: Other reason (see text)
P1	77191	842	883	0	1	95	0
P2	35398	842	917	0	18743	5158	0
P3	102834	647	426	779	1102	9326	17830
P5	11880	0	368	779	0	528	1071

(c) $\kappa^{(3)}$

Property	Considered Instance Pairs	Discarded Instances: Condition 1	Discarded Instances: Condition 2	Discarded Instances: $n > 120$ or $m > 120$	Discarded Pairs: Condition 1	Discarded Pairs: Condition 2	Discarded Pairs: Other reason (see text)
P1	75278	651	1158	0	4	243	0
P2	33849	651	1277	0	14561	9251	0
P3	92336	620	541	779	321	19700	16979
P5	10471	0	389	779	0	1899	1067

Table 10: The number of instances and instance pairs considered and discarded from the point instances for *Safe Concatenation*, *Safe Union*, *Sub-Consistency*, and *Independent Groups*.

(a) $\kappa^{(1)}$

Property	Considered Instance Pairs	Discarded Instances: Condition 1	Discarded Instances: Condition 2	Discarded Instances: $n > 120$ or $m > 120$	Discarded Pairs: Condition 1	Discarded Pairs: Condition 2	Discarded Pairs: Other reason (see text)
P1	68529	0	1	0	0	1	0
P2	39310	0	3	0	2	314	0
P3	53210	0	3	0	0	15100	18258
P5	7784	0	3	0	0	32	495

(b) $\kappa^{(2)}$

Property	Considered Instance Pairs	Discarded Instances: Condition 1	Discarded Instances: Condition 2	Discarded Instances: $n > 120$ or $m > 120$	Discarded Pairs: Condition 1	Discarded Pairs: Condition 2	Discarded Pairs: Other reason (see text)
P1	68258	0	14	0	0	23	0
P2	38868	0	22	0	1	567	0
P3	62322	0	15	0	0	5954	18167
P5	7728	0	7	0	0	80	495

(c) $\kappa^{(3)}$

Property	Considered Instance Pairs	Discarded Instances: Condition 1	Discarded Instances: Condition 2	Discarded Instances: $n > 120$ or $m > 120$	Discarded Pairs: Condition 1	Discarded Pairs: Condition 2	Discarded Pairs: Other reason (see text)
P1	67966	0	33	0	0	21	0
P2	38196	0	61	0	0	850	0
P3	57774	0	39	0	0	10288	17741
P5	7570	0	15	0	0	222	495

Table 11: For each of the properties *Safe Concatenation*, *Safe Union*, *Sub-Consistency*, and *Independent Groups*, the number of non-discarded ≤ 1 -Approval instances from the experimental data for which a rule satisfies the conditions of the property and the number for which they are violated is shown. If a rule satisfies a property in general, the corresponding cells contain a \checkmark .

(a) $\kappa^{(1)}$									
	P1		P2		P3			P5	
	Satisfied	Violated	Satisfied	Violated	Satisfied $M \neq \emptyset$	Satisfied $M = \emptyset$	Violated	Satisfied	Violated
$\mathcal{R}_{A,\Sigma,L}$	\checkmark		\checkmark		9610	134075	97	1801	12542
$\mathcal{R}_{A,L,\Sigma}$	\checkmark		\checkmark		9396	134274	112	1750	12593
$\mathcal{R}_{\text{greedy}}$	159294	3334	73731	1073	8233	135446	103	\checkmark	
\mathcal{R}_{Σ}	\checkmark		63347	11457	\checkmark	\checkmark		\checkmark	
(b) $\kappa^{(2)}$									
	P1		P2		P3			P5	
	Satisfied	Violated	Satisfied	Violated	Satisfied $M \neq \emptyset$	Satisfied $M = \emptyset$	Violated	Satisfied	Violated
$\mathcal{R}_{A,\Sigma,L}$	\checkmark		\checkmark		8223	117586	93	1598	10554
$\mathcal{R}_{A,L,\Sigma}$	\checkmark		\checkmark		8124	117692	86	1554	10598
$\mathcal{R}_{\text{greedy}}$	145832	6693	64271	1000	4711	121049	142	\checkmark	
\mathcal{R}_{Σ}	\checkmark		50600	14671	\checkmark	\checkmark		\checkmark	
(c) $\kappa^{(3)}$									
	P1		P2		P3			P5	
	Satisfied	Violated	Satisfied	Violated	Satisfied $M \neq \emptyset$	Satisfied $M = \emptyset$	Violated	Satisfied	Violated
$\mathcal{R}_{A,\Sigma,L}$	\checkmark		\checkmark		8476	110979	77	1646	9582
$\mathcal{R}_{A,L,\Sigma}$	\checkmark		\checkmark		8372	111087	73	1616	9612
$\mathcal{R}_{\text{greedy}}$	144578	7554	60955	922	4364	115094	74	\checkmark	
\mathcal{R}_{Σ}	\checkmark		48669	13208	\checkmark	\checkmark		\checkmark	

Table 12: For each of the properties *Safe Concatenation*, *Safe Union*, *Sub-Consistency*, and *Independent Groups*, the number of non-discarded ≤ 2 -Approval instances from the experimental data for which a rule satisfies the conditions of the property and the number for which they are violated is shown. If a rule satisfies a property in general, the corresponding cells contain a \checkmark .

(a) $\kappa^{(1)}$									
	P1		P2		P3			P5	
	Satisfied	Violated	Satisfied	Violated	Satisfied $M \neq \emptyset$	Satisfied $M = \emptyset$	Violated	Satisfied	Violated
$\mathcal{R}_{A,\Sigma,L}$	\checkmark		\checkmark		22932	38496	24	4539	7639
$\mathcal{R}_{A,L,\Sigma}$	\checkmark		\checkmark		22840	38571	41	4494	7684
$\mathcal{R}_{\text{greedy}}$	78422	696	34216	99	22148	39104	200	\checkmark	
\mathcal{R}_{Σ}	\checkmark		16949	17366	\checkmark	\checkmark		\checkmark	
(b) $\kappa^{(2)}$									
	P1		P2		P3			P5	
	Satisfied	Violated	Satisfied	Violated	Satisfied $M \neq \emptyset$	Satisfied $M = \emptyset$	Violated	Satisfied	Violated
$\mathcal{R}_{A,\Sigma,L}$	\checkmark		\checkmark		6691	96099	44	1245	10635
$\mathcal{R}_{A,L,\Sigma}$	\checkmark		\checkmark		6628	96142	64	1148	10732
$\mathcal{R}_{\text{greedy}}$	76481	710	35146	252	4817	97852	165	\checkmark	
\mathcal{R}_{Σ}	\checkmark		29268	6130	\checkmark	\checkmark		\checkmark	
(c) $\kappa^{(3)}$									
	P1		P2		P3			P5	
	Satisfied	Violated	Satisfied	Violated	Satisfied $M \neq \emptyset$	Satisfied $M = \emptyset$	Violated	Satisfied	Violated
$\mathcal{R}_{A,\Sigma,L}$	\checkmark		\checkmark		5920	86374	42	1191	9280
$\mathcal{R}_{A,L,\Sigma}$	\checkmark		\checkmark		5904	86373	59	1095	9376
$\mathcal{R}_{\text{greedy}}$	73159	2119	33394	455	3639	88576	121	\checkmark	
\mathcal{R}_{Σ}	\checkmark		26027	7822	\checkmark	\checkmark		\checkmark	

Table 13: For each of the properties *Safe Concatenation*, *Safe Union*, *Sub-Consistency*, and *Independent Groups*, the number of non-discarded point instances from the experimental data for which a rule satisfies the conditions of the property and the number for which they are violated is shown. If a rule satisfies a property in general, the corresponding cells contain a \checkmark .

(a) $\kappa^{(1)}$									
	P1		P2		P3			P5	
	Satisfied	Violated	Satisfied	Violated	Satisfied $M \neq \emptyset$	Satisfied $M = \emptyset$	Violated	Satisfied	Violated
$\mathcal{R}_{A,\Sigma,L}$	\checkmark		\checkmark		11580	41566	64	2274	5510
$\mathcal{R}_{A,L,\Sigma}$	\checkmark		\checkmark		11483	41659	68	2244	5540
$\mathcal{R}_{\text{greedy}}$	64040	4489	37366	1944	10692	42367	151	\checkmark	
\mathcal{R}_{Σ}	\checkmark		18470	20840	\checkmark	\checkmark		\checkmark	

(b) $\kappa^{(2)}$									
	P1		P2		P3			P5	
	Satisfied	Violated	Satisfied	Violated	Satisfied $M \neq \emptyset$	Satisfied $M = \emptyset$	Violated	Satisfied	Violated
$\mathcal{R}_{A,\Sigma,L}$	\checkmark		\checkmark		3527	58755	40	703	7025
$\mathcal{R}_{A,L,\Sigma}$	\checkmark		\checkmark		3479	58803	40	651	7077
$\mathcal{R}_{\text{greedy}}$	63378	4880	37436	1432	3004	59213	105	\checkmark	
\mathcal{R}_{Σ}	\checkmark		21041	17827	\checkmark	\checkmark		\checkmark	

(c) $\kappa^{(3)}$									
	P1		P2		P3			P5	
	Satisfied	Violated	Satisfied	Violated	Satisfied $M \neq \emptyset$	Satisfied $M = \emptyset$	Violated	Satisfied	Violated
$\mathcal{R}_{A,\Sigma,L}$	\checkmark		\checkmark		3509	54247	18	637	6933
$\mathcal{R}_{A,L,\Sigma}$	\checkmark		\checkmark		3493	54263	18	617	6953
$\mathcal{R}_{\text{greedy}}$	61763	6203	36775	1421	2743	54950	81	\checkmark	
\mathcal{R}_{Σ}	\checkmark		20342	17854	\checkmark	\checkmark		\checkmark	

Table 14: The (naturally rounded) percentages of the investigated (pairs of) instances for which a rule satisfies the conditions of the given property, ignoring discarded (pairs of) instances, for each instance class investigated. If a rule satisfies a property in general, the corresponding cell contains a \checkmark .

(a) ≤ 1 -Approval Instances							(b) ≤ 2 -Approval Instances						
κ	Property	\mathcal{R}_{lex}	$\mathcal{R}_{A,\Sigma,L}$	$\mathcal{R}_{A,L,\Sigma}$	$\mathcal{R}_{\text{greedy}}$	\mathcal{R}_{Σ}	κ	Property	\mathcal{R}_{lex}	$\mathcal{R}_{A,\Sigma,L}$	$\mathcal{R}_{A,L,\Sigma}$	$\mathcal{R}_{\text{greedy}}$	\mathcal{R}_{Σ}
P1	$\kappa^{(1)}$	\checkmark	\checkmark	\checkmark	97.9	\checkmark	P1	$\kappa^{(1)}$	\checkmark	\checkmark	\checkmark	99.1	\checkmark
	$\kappa^{(2)}$	\checkmark	\checkmark	\checkmark	95.6	\checkmark		$\kappa^{(2)}$	\checkmark	\checkmark	\checkmark	99.1	\checkmark
	$\kappa^{(3)}$	\checkmark	\checkmark	\checkmark	95.0	\checkmark		$\kappa^{(3)}$	\checkmark	\checkmark	\checkmark	97.2	\checkmark
P2	$\kappa^{(1)}$	\checkmark	\checkmark	\checkmark	98.6	84.7	P2	$\kappa^{(1)}$	\checkmark	\checkmark	\checkmark	99.7	49.4
	$\kappa^{(2)}$	\checkmark	\checkmark	\checkmark	98.5	77.5		$\kappa^{(2)}$	\checkmark	\checkmark	\checkmark	99.3	82.7
	$\kappa^{(3)}$	\checkmark	\checkmark	\checkmark	98.5	78.7		$\kappa^{(3)}$	\checkmark	\checkmark	\checkmark	98.7	76.9
P3	$\kappa^{(1)}$	\checkmark	99.0	98.8	98.8	\checkmark	P3	$\kappa^{(1)}$	\checkmark	99.9	99.8	99.1	\checkmark
	$\kappa^{(2)}$	\checkmark	98.9	99.0	97.1	\checkmark		$\kappa^{(2)}$	\checkmark	99.3	99.0	96.7	\checkmark
	$\kappa^{(3)}$	\checkmark	99.1	99.1	98.3	\checkmark		$\kappa^{(3)}$	\checkmark	99.3	99.0	96.8	\checkmark
P4	$\kappa^{(1)}$	\checkmark	\checkmark	99.8	91.2	\checkmark	P4	$\kappa^{(1)}$	\checkmark	\checkmark	99.9	92.4	\checkmark
	$\kappa^{(2)}$	\checkmark	\checkmark	99.5	91.3	\checkmark		$\kappa^{(2)}$	\checkmark	\checkmark	95.8	88.2	\checkmark
	$\kappa^{(3)}$	\checkmark	\checkmark	99.6	93.0	\checkmark		$\kappa^{(3)}$	\checkmark	\checkmark	98.6	87.8	\checkmark
P5	$\kappa^{(1)}$	\checkmark	12.6	12.2	\checkmark	\checkmark	P5	$\kappa^{(1)}$	\checkmark	37.3	36.9	\checkmark	\checkmark
	$\kappa^{(2)}$	\checkmark	13.2	12.8	\checkmark	\checkmark		$\kappa^{(2)}$	\checkmark	10.5	9.7	\checkmark	\checkmark
	$\kappa^{(3)}$	\checkmark	14.7	14.4	\checkmark	\checkmark		$\kappa^{(3)}$	\checkmark	11.4	10.5	\checkmark	\checkmark

(c) Point Instances						
κ	Property	\mathcal{R}_{lex}	$\mathcal{R}_{A,\Sigma,L}$	$\mathcal{R}_{A,L,\Sigma}$	$\mathcal{R}_{\text{greedy}}$	\mathcal{R}_{Σ}
P1	$\kappa^{(1)}$	\checkmark	\checkmark	\checkmark	93.4	\checkmark
	$\kappa^{(2)}$	\checkmark	\checkmark	\checkmark	92.9	\checkmark
	$\kappa^{(3)}$	\checkmark	\checkmark	\checkmark	90.9	\checkmark
P2	$\kappa^{(1)}$	\checkmark	\checkmark	\checkmark	95.1	47.0
	$\kappa^{(2)}$	\checkmark	\checkmark	\checkmark	96.3	54.1
	$\kappa^{(3)}$	\checkmark	\checkmark	\checkmark	96.3	53.3
P3	$\kappa^{(1)}$	\checkmark	99.5	99.4	98.6	\checkmark
	$\kappa^{(2)}$	\checkmark	98.9	98.9	96.6	\checkmark
	$\kappa^{(3)}$	\checkmark	99.5	99.5	97.1	\checkmark
P4	$\kappa^{(1)}$	\checkmark	\checkmark	99.9	97.4	\checkmark
	$\kappa^{(2)}$	\checkmark	\checkmark	99.3	92.5	\checkmark
	$\kappa^{(3)}$	\checkmark	\checkmark	99.8	93.3	\checkmark
P5	$\kappa^{(1)}$	\checkmark	29.2	28.8	\checkmark	\checkmark
	$\kappa^{(2)}$	\checkmark	9.1	8.4	\checkmark	\checkmark
	$\kappa^{(3)}$	\checkmark	8.4	8.2	\checkmark	\checkmark