

Demand for catastrophe insurance under the path-dependent effects

Liyuan Cui* Wenyuan Li†

August 22, 2025

Abstract

This paper investigates optimal investment and insurance strategies under a mean-variance criterion with path-dependent effects. We use a rough volatility model and a Hawkes process with a power kernel to capture the path dependence of the market. By adding auxiliary state variables, we degenerate a non-Markovian problem to a Markovian problem. Next, an explicit solution is derived for a path-dependent extended Hamilton–Jacobi–Bellman (HJB) equation. Then, we derive the explicit solutions of the problem by extending the Functional Itô formula for fractional Brownian motion to the general path-dependent processes, which includes the Hawkes process. In addition, we use earthquake data from Sichuan Province, China, to estimate parameters for the Hawkes process. Our numerical results show that the individual becomes more risk-averse in trading when stock volatility is rough, while more risk-seeking when considering catastrophic shocks. Moreover, an individual’s demand for catastrophe insurance increases with path-dependent effects. Our findings indicate that ignoring the path-dependent effect would lead to a significant underinsurance phenomenon and highlight the importance of the path-dependent effect in the catastrophe insurance pricing.

Keywords: Optimal catastrophe insurance; deductible; path-dependent effect; rough volatility model; Hawkes process;

*Department of Statistics and Actuarial Science, The University of Hong Kong, Pokfulam, Hong Kong, China. Email: u3013009@connect.hku.hk

†Corresponding author. Department of Statistics and Actuarial Science, The University of Hong Kong, Pokfulam, Hong Kong, China. Email: wylsaas@hku.hk

1 Introduction

The optimal investment-insurance problem under the mean-variance criterion has been a central focus in actuarial science research. Recent studies have explored this problem through various frameworks, such as jump processes for insurers averse to model uncertainty (Zeng et al. (2016), Zhao et al. (2019), and Zeng et al. (2013a)), claim contagion models expanding on the Cox and Hawkes processes (Cao et al. (2020) and DassiosAngelos and Zhao (2011)), wealth processes for insurers with bankruptcy constraints (Bi et al. (2013)), catastrophic and secondary claims models (Zhang et al. (2024)), and proportional reinsurance with group correlation (Pressacco et al. (2011)). Under the mean-variance optimization, time inconsistency is a common issue due to the objective’s inherent quadratic structure (see Bian et al. (2017) and Bjork and Murgoci (2010)). To address this fundamental problem, the concept of extended Hamilton-Jacobi-Bellman (HJB) equations was introduced by seeking Nash equilibrium strategies within a non-cooperative game-theoretic framework. For the existing work, we refer to Zeng et al. (2013a), Zhu and Li (2020), Bian et al. (2017), and Mwigilwa (2025). In the current literature, it is common to assume that the volatility process and jump process in the market follows a Markov or semimartingale structure. However, such assumption is often restrictive: empirical evidence suggests that volatility dynamics and events such as earthquakes in catastrophe insurance display strong rough and path-dependence effects, which cannot be adequately captured within the classical Markovian framework.

Path-dependence in volatility meaning that its future dynamics are shaped not only by the current state but also by the historical state. The concept is first explored by some empirical work, which could better reflect real-world scenarios. Gatheral et al. (2014) first show that major financial indices exhibit rough volatility. Later, numerous papers consider optimal decision making under the rough volatility model, including Bayer et al. (2015), Euch et al. (2018), Jusselin and Rosenbaum (2018), and Han and Wong (2021), etc. However, their focus was limited to investment decisions, leaving research gaps in optimal insurance demand. In the actuarial science field, catastrophe shocks, such as earthquakes and tsunamis, show a significant path-dependent effect, in which big shocks are always followed by small shocks. The Hawkes process, as a class of self-exciting point processes, has proven highly effective in capturing such clustering behavior of natural phenomena. For the current work, we refer to Ogata (1999), Laub et al. (2015), Schmid and Grasso (2012), Lima (2023) Ogata (1988) and Bonnet et al. (2021). Unlike the memoryless Poisson process, the Hawkes process incorporates a mechanism reflecting the memory and aftershock effects inherent in disaster risk dynamics. Particularly, power-law kernels within the Hawkes framework successfully reproduce the empirical decay of aftershock activity described by Omori’s Law (see Omori (1894) and Lima (2023)), whereas exponential kernels often fail to capture such long-memory features (see Ogata (1999), Utsu et al. (1995), and Davis et al. (2024)). Extensive seismological studies have thus highlighted the suitability of power-kernel Hawkes models in representing the path-dependent nature of earthquake occurrences. However, existing research on catastrophe insurance largely relies on exponential kernel Hawkes processes, which inadequately reflect the complexity of catastrophic risk. This discrepancy motivates our study: to intro-

duce the path-dependent effects observed in earthquake modeling into catastrophe insurance, thereby deriving individuals' optimal investment and insurance strategies.

This paper investigates the role of path-dependent effects in the optimal investment-insurance problem. Specifically, we consider an individual who simultaneously manages the catastrophe risk and financial investment risk. On the financial side, we model the volatility of the risky asset using the Volterra Heston framework [Bacry et al. \(2015\)](#), which captures the rough volatility property widely observed in empirical data. On the insurance side, we describe the catastrophe risk through a Hawkes process with a power-law kernel, consistent with Omori's Law, to capture the clustering and decay of aftershock activity. For comparison, we also examine the benchmark case without path dependence, in which the volatility process reduces to the classical Heston model and the Hawkes intensity is assumed constant. The individual's objective is to maximize expected terminal utility under a time-consistent mean-variance criterion. To this end, we derive the corresponding extended HJB equations and provide their solutions. Since both the Volterra process and the Hawkes process are inherently non-Markovian and non-semimartingale, we employ functional Itô calculus [Viens and Zhang \(2017\)](#) to address these challenges, leading to explicit expressions for the equilibrium investment-insurance strategy and the associated value function.

We calibrate our model using earthquake data from Sichuan Province in China from 2008 to 2023, focusing on events with magnitude above 5.0, and numerically demonstrate the impact of path dependence on the individual's investment and insurance decisions. Dynamic analysis is conducted by plotting the expected trajectories of optimal trading and insurance strategies over time. For the trading strategy, we find that jumps in the Hawkes process induce risk-seeking behavior, as the individual increases exposure to risky assets to offset potential losses and pursue higher expected returns. In contrast, the rough path-dependent nature of volatility generates risk-averse behavior: rough volatility implies higher uncertainty and accumulated risk, leading the individual to reduce allocations to risky assets. Turning to insurance, we observe that path dependence amplifies risk aversion in insurance strategies. Compared with the benchmark case, the path-dependent model yields lower and more variable deductibles, indicating the increasing insurance demand when considering the path-dependent effect. Finally, we evaluate the welfare implications of path dependence and find that welfare loss increases with the degree of volatility, path dependence, and the level of risk aversion, while it decreases with stronger Hawkes memory effects. This pattern arises from individual's tendency to allocate more wealth to risk-free assets when facing heightened uncertainty.

Our paper contributes to the literature on optimal investment-insurance by incorporating path-dependent effects into both the financial and insurance markets. Our contributions can be summarized in three aspects: (1) We extend the exponential kernel Hawkes framework to a power law kernel, thereby integrating actuarial catastrophe modeling with empirical findings from seismology. This allows us to capture the long-memory and clustering effects of catastrophic events in a more realistic manner. (2) We extend the Functional Itô calculus framework of fractional Brownian motion to the general path-dependent processes, which includes the Hawkes process. This allows us to derive and solve extended HJB equations under non-Markovian and non-semimartingale dynamics. (3) We find that individuals be-

come more risk-averse in investment decisions due to rough volatility, yet more risk-seeking in catastrophic shocks. Additionally, we discover that ignoring path-dependent effects reduces individual's demand for catastrophe insurance, thus leading to an underinsurance phenomenon. Specifically, underinsurance is a phenomenon that individual doesn't purchase enough insurance to cover their risks. [Lloyd's \(2018\)](#) shows that there is a huge insurance gap in the global market, around US \$2.5 billion for the developed countries and US \$160 billion for the merging nations. The existing literature explains the underinsurance phenomenon through market structures and individuals' preferences, such as intertemporal considerations like habit formation ([Li et al. \(2021\)](#)), behavioral biases like narrow framing and skewness preferences ([Chi et al. \(2022\)](#)), and monopolistic pricing in Stackelberg insurance equilibria ([Ghossoub and Zhu \(2024\)](#)). Our research shows that the path-dependent effect from natural processes, such as the occurrence of earthquakes and tsunamis, is also a potential driver for the underinsurance phenomenon. We suggest that insurance companies educate the public about the path-dependent effect of catastrophe risks to increase the voluntary purchase of catastrophe insurance.

The remainder of this paper is organized as follows. Section 2 introduces the formulation of the problem. Section 3 extends the Functional Itô formula to the general path-dependent processes. Section 4 derives explicit solutions for the robust equilibrium investment-insurance strategy and the corresponding value function across different scenarios. Section 5 presents the model calibration results and the numerical algorithm to simulate the problem results. Section 6 concludes the paper. Technical proofs are provided in the appendix.

2 Economic settings

2.1 Financial market

Our problem is defined under a given complete probability space $(\Omega, \mathcal{F}, \mathbb{P})$, with a filtration $\mathbb{F} = \{\mathcal{F}_t\}_{0 \leq t \leq T}$ satisfying the usual conditions, supporting a two-dimensional Brownian motion $W = (W_1, W_2)$. The filtration \mathcal{F} is not necessarily the augmented filtration generated by W ; thus, it can be a strictly larger filtration. The Volterra Heston model in [Jaber \(2019\)](#) reads

$$v_t = v_0 + \kappa \int_0^t K(t-r)(\phi - v_r)dr + \int_0^t K(t-r)\sigma\sqrt{v_r}d\mathbf{B}_r, \quad (1)$$

where $K(\cdot) \in L_{loc}^2(\mathbb{R}_{\geq 0}, \mathbb{R})$ is the kernel function, $d\mathbf{B}_r = \rho dW_{1r} + \sqrt{1-\rho^2}dW_{2r}$ with $\rho \in [-1, 1]$, and $v_0, \kappa, \phi, \sigma$ are positive constants. We focus on the fractional kernel $K(t) = \frac{t^{\delta-1}}{\Gamma(\delta)}$, $\delta \in (\frac{1}{2}, 1]$ by [Han and Wong \(2021\)](#). The correlation ρ between stock price and variance is also constant. Like [Abi Jaber and Euch \(2018\)](#), [Suleyman and Georgy \(2010\)](#) and [Dai et al. \(2021\)](#), the stock price S_t under the reference measure \mathbb{P} is described as

$$dS_t = S_t(\Upsilon + \theta v_t)dt + S_t\sqrt{v_t}dW_{1t}, \quad S_0 > 0,$$

with a deterministic bounded risk-free rate $\Upsilon > 0$ and constant $\theta \neq 0$. The market price of risk, or risk premium, is then given by $\theta\sqrt{v_t}$.

2.2 Insurance market

We assume the individual is exposed to a risk which is modeled by a compound Poisson process

$$A_t = \sum_{i=1}^{N_t} Y_i,$$

where $\{N_t\}_{0 \leq t \leq T}$ is a Hawkes process representing the number of losses up to time t and the Y_i s are loss sizes. The Hawkes process is characterized by a stochastic intensity which is a linear function of past jumps. Mathematically, the intensity of N_t is given by

$$\lambda_t = \lambda^* + \int_0^t \varphi(t-r)(a_0 + a_1 \lambda_r) dt + \int_0^t \varphi(t-r) dN_r, \quad (2)$$

where $a_0 \geq 0, a_1 \in (-\infty, +\infty)$. λ^* is the baseline intensity and the φ is a positive and causal function of time belonging to the space of L_{loc}^1 -integrable functions. We take $\varphi(t) = \frac{\varrho_1}{(\varrho_2 + t)^p}$ with some positive scalars ϱ_1, ϱ_2, p to capture the path dependence effect of jump process. The power law form was called Omoris law in [Utsu et al. \(1995\)](#), used to predict the rate of aftershocks caused by an earthquake.

2.3 Path-dependent method

An essential difficulty is that the volatility process (1) and the intensity process of jumps (2) are non-Markovian and even non-semimartingale, making the classic Itô formula inapplicable. We have to adopt a newly developed mathematical tool from [Zhang et al. \(2024\)](#), called the functional Itô calculus.

Define the auxiliary process as

$$\begin{aligned} \Theta_s^t &\triangleq v_0 + \kappa \int_0^t K(s-r)(\phi - v_r) dr + \int_0^t K(s-r) \sigma \sqrt{v_r} dB_r, \quad t \leq s \leq T, \\ \tilde{\Theta}_s^t &\triangleq \lambda^* + \int_0^t \varphi(s-r)(a_0 + a_1 \lambda_r) dr + \int_0^t \varphi(s-r) dN_r, \quad t \leq s \leq T, \end{aligned}$$

where $\Theta_t^t = v_t, \tilde{\Theta}_t^t = \lambda_t$.

Interestingly, $t \mapsto \Theta_s^t$ and $t \mapsto \tilde{\Theta}_s^t$ preserve the semimartingale property on $0 \leq t \leq s$. Two paths ω^1, ω^2 is obtained by concatenating $\Theta_s^t, \tilde{\Theta}_s^t$ with v_t, λ_t separately, that is, $\omega_s^1 \triangleq v_s \mathbf{1}_{\{0 \leq s < t\}} + \Theta_s^t \mathbf{1}_{\{t \leq s \leq T\}}, \omega_s^2 \triangleq \lambda_s \mathbf{1}_{\{0 \leq s < t\}} + \tilde{\Theta}_s^t \mathbf{1}_{\{t \leq s \leq T\}}$. Although ω^1, ω^2 are defined on $[0, T]$, they are adapted to \mathcal{F}_t . ω^1, ω^2 are a.s. continuous.

2.4 Wealth process

Let α_t be a self-financing investment strategy such that $\frac{\alpha_t}{\sqrt{v_t}}$ is the proportional amount of wealth in the stock. Then, the wealth process X_t satisfies

$$\begin{aligned} dX_t = & [\Upsilon + \theta\sqrt{v_t}\alpha_t] X_t dt + \alpha_t X_t dW_{1t} - \lambda_t(1 + \tilde{\theta})\mathbb{E}[I_t(Y)] dt \\ & - \int_0^\infty R_t(Y) \tilde{N}(dt, dy) - \int_0^\infty R_t(Y) \nu(dy|t) \end{aligned} \quad (3)$$

where $\nu(dy|t) = \lambda_t F(dy)$ is the levy measure of jump process and $F(y)$ is the distribution of loss y . I_t is the individual's indemnity at time t , then the insurance company pays $I_t(y)$ if the individual suffers a loss of y at time t . $R_t(y) = Y - I_t(y)$ is the retention function.

3 Functional Itô formula in the Levy process

We consider a n -dimensional Levy-type stochastic integral of the form

$$L_t = l_0 + \int_0^t b(t; r, X.) dr + \int_0^t \sigma(t; r, X.) dW_r + \int_A \int_0^t \varphi(t; r, X.) N(dy, dt), \quad 0 \leq t \leq T, \quad (4)$$

where $t \geq 0$, A is bounded below.

Denote $L_t = (L_t^1, L_t^2, \dots, L_t^n)$, for $i = 1, \dots, n$

$$L_t^i = l_0^i + \int_0^t b_i(t; r, X.) dr + \int_0^t \sigma_i(t; r, X.) dW_r + \int_0^t \varphi_i(t; r, X.) dN_r, \quad 0 \leq t \leq T.$$

The corresponding auxiliary processes and paths are

$$\begin{aligned} \Theta_s^{i,t} &:= l_0^i + \int_0^t b_i(s; r, X.) dr + \int_0^t \sigma_i(s; r, X.) dW_r + \int_0^t \varphi_i(s; r, X.) dN_r, \quad t \leq s \leq T, \\ \omega^i &= (L^i \otimes_t \Theta^{i,t})_s := L_s^i \mathbf{1}_{[0,t)}(s) + \Theta_s^{i,t} \mathbf{1}_{[t,T]}(s). \end{aligned}$$

We denote the continuous parts of L_t, Θ^t as $(L)_c, (\Theta)_c$, where

$$\begin{aligned} (L^i)_c &= l_0^i + \int_0^t b_i(t; r, X.) dr + \int_0^t \sigma_i(t; r, X.) dW_r, \quad 0 \leq t \leq T, \\ (\Theta^{i,t})_c &= l_0^i + \int_0^t b_i(s; r, X.) dr + \int_0^t \sigma_i(s; r, X.) dW_r, \quad t \leq s \leq T. \end{aligned}$$

Assumption 3.1. (i) The SDE (4) admits a weak solution $((L^i)_c, W)$ for each $i = 1, \dots, n$.

(ii) $\mathbb{E} [\sup_{0 \leq t \leq T} |(L^i)_c|^p] < \infty, \forall p \geq 1$.

Assumption 3.2. For each $i = 1, \dots, n$

(i) $\partial_t b_i(t; r, \cdot), \partial_t \sigma_i(t; r, \cdot)$ exist for $t \in [r, T]$, and for $\phi = b_i, \sigma_i, \partial_t b_i, \partial_t \sigma_i$,

$$|\phi(t; r, \cdot)| \leq C_0 \left[1 + \|\omega\|_T^{k_0} \right], \text{ for some constants } C_0, k_0 > 0.$$

(ii) φ_i is predictable.

Under Assumptions 3.1 and 3.2, it's obvious that

$$\mathbb{E} [\|\omega^i\|_T^p] \leq C_p, \text{ for all } p \geq 1, 0 \leq t \leq T.$$

Lemma 3.1. Let Assumptions 3.1 and 3.2 hold. Fix n and set

$$L_t^m := \sum_{j=0}^{2^m-1} (\Theta_t^{t_j})_c \mathbf{1}_{[t_j, t_{j+1})}(t) + (L_T^1)_c \mathbf{1}_{\{T\}}(t), \quad t_j := \frac{j}{2^m} T.$$

Then

$$\lim_{n \rightarrow \infty} \|L - L^m\|_T = 0, \quad \mathbb{P} - a.s.$$

Lemma 3.2. Let \tilde{X} be a process on $[0, T]$ with $\tilde{X}_0 = 0$, and $\alpha, \beta > 0$ be constants. Assume

$$\mathbb{E} \left[\left| \tilde{X}_t - \tilde{X}_{t'} \right|^{2p} \right] \leq C_p \beta^p |t - t'|^{\alpha p}, \quad 0 \leq t < t' \leq T, \quad p \geq 1.$$

Then, for each $p \geq 1$, there exists another constant $\tilde{C}_p > 0$, which may depend on T, α, p and the above C_p , but does not depend on β , such that

$$\mathbb{E} \left[\left\| \tilde{X} \right\|_T^{2p} \right] \leq \tilde{C}_p \beta^p.$$

Lemma 3.3. Let Assumption 3.1 and 3.2 hold, $u \in C^0(\bar{\Lambda})$, and $0 \leq t_1 \leq t_2 \leq T$, $r_i = \frac{i}{n}(t_2 - t_1)$.

(i) If $\partial_w u$ is continuous and has polynomial growth, then

$$\begin{aligned} \left\langle \partial_w u(t_2, (L)_c \otimes_{t_1} (\Theta^{t_1})_c), \int_{t_1}^{t_2} b(\cdot; r) dr \right\rangle &= \int_{t_1}^{t_2} \langle \partial_w u(t_2, (L)_c \otimes_{t_1} (\Theta^{t_1})_c), b^{r, X} \rangle dr; \\ \left\langle \partial_w u(t_2, (L)_c \otimes_{t_1} (\Theta^{t_1})_c), \int_{t_1}^{t_2} \sigma(\cdot; r) dW_r \right\rangle &= \int_{t_1}^{t_2} \langle \partial_w u(t_2, (L)_c \otimes_{t_1} (\Theta^{t_1})_c), \sigma^{r, X} \rangle dW_r; \end{aligned} \quad (5)$$

(ii) If $\partial_{ww}^2 u$ is continuous and has polynomial growth, then

$$\begin{aligned}
& \left\langle \partial_{ww}^2 u(t_2, (L)_c \otimes_{t_1} (\Theta^{t_1})_c), \left(\int_{t_1}^{t_2} \sigma(\cdot; r) dW_r, \int_{t_1}^{t_2} \sigma(\cdot; r) dW_r \right) \right\rangle \\
&= \sum_{i=1}^k \int_{t_1}^{t_2} \left\langle \partial_{ww}^2 u(t_2, (L)_c \otimes_{t_1} (\Theta^{t_1})_c), (\sigma^{i,t,X}, \sigma^{i,t,X}) \right\rangle dt \\
&+ \int_{t_1}^{t_2} \left\langle \partial_{ww}^2 u(t_2, (L)_c \otimes_{t_1} (\Theta^{t_1})_c), (\sigma^{t,X}, \int_{t_1}^t \sigma(\cdot; r) dW_r) \right\rangle dW_t \\
&+ \int_{t_1}^{t_2} \left\langle \partial_{ww}^2 u(t_2, (L)_c \otimes_{t_1} (\Theta^{t_1})_c), \left(\int_{t_1}^t \sigma(\cdot; r) dW_r, \sigma^{t,X} \right) \right\rangle dW_t.
\end{aligned} \tag{6}$$

Our main result is the following functional Ito formula in the Levy processes.

Theorem 3.1. *Let Assumptions 3.1 and 3.2 hold and $u \in C_+^{1,2}(\Lambda)$. Then*

$$\begin{aligned}
du(t, \omega) &= \partial_t u(t, \omega) dt + \frac{1}{2} \sum_{i,j=1}^n \left\langle \partial_{w^i w^j}^2 u(t, \omega), (\sigma_i^{t,X}, \sigma_j^{t,X}) \right\rangle dt \\
&+ \sum_{i=1}^n \left[\left\langle \partial_{w^i} u(t, \omega), b_i^{t,X} \right\rangle dt + \left\langle \partial_{w^i} u(t, \omega), \sigma_i^{t,X} \right\rangle dW_t \right] \\
&+ \int_A (u(t, \omega + \varphi^{s,t,X}) - u(t, \omega)) N(dy, dt),
\end{aligned} \tag{7}$$

where $\omega = (\omega^1, \omega^2, \dots, \omega^n)$, $\omega^i = L^i \otimes_t \Theta^{i,t}$, and $\varphi = (\varphi_1, \varphi_2, \dots, \varphi_n)$.

Proof. The main idea of the proof follows that of [Applebaum \(2009\)](#) and [Zhang et al. \(2024\)](#). The detailed proof can be seen in Appendix A. \square

4 Optimization problem

4.1 Problem formation

Based on the research of mean-variance optimization (e.g. [Cao et al., 2020](#); [Zeng et al., 2016, 2013b](#)), the objective function is:

$$J(t, x, \Theta_s^t, \tilde{\Theta}_s^t; \alpha, I) = \mathbb{E}[X(T)] - \frac{\gamma}{2} \text{Var}[X(T)],$$

where γ is the risk aversion coefficient. The individual seeks a optimal control, which is the best choice, i.e.,

$$\sup_{\alpha, I} J(t, x, \Theta_s^t, \tilde{\Theta}_s^t; \alpha, I) \tag{8}$$

4.2 Explicit solution under different cases

This section is devoted to deriving the robust equilibrium strategy under the mean-variance criterion. For convenience, we first provide some notations. Let

$$\begin{aligned}
& C^{1,2,1,1}([0, T] \times \mathbb{R} \times [0, T] \times [0, T]) \\
&= \left\{ \psi(t, x, \Theta_s^t, \tilde{\Theta}_s^t) \mid \psi(t, \cdot, \Theta_s^t, \tilde{\Theta}_s^t) \text{ is once continuously differentiable on } [0, T] \times [0, T] \times [0, T] \right. \\
&\quad \left. \text{and } \psi(\cdot, x, \cdot, \cdot) \text{ is twice continuously differentiable on } \mathbb{R} \right\}, \\
& D^{1,2,1,1}([0, T] \times \mathbb{R} \times [0, T] \times [0, T]) \\
&= \left\{ \psi(t, x, \Theta_s^t, \tilde{\Theta}_s^t) \mid \psi(t, x, \Theta_s^t, \tilde{\Theta}_s^t) \in C^{1,2,1,1}([0, T] \times \mathbb{R} \times [0, T] \times [0, T]), \right. \\
&\quad \left. \text{and all once partial derivatives satisfy the polynomial growth condition on } \mathbb{R} \right\}. \\
& C^{1,2,1}([0, T] \times \mathbb{R} \times [0, T]) \\
&= \left\{ \psi(t, x, v_t) \mid \psi(t, \cdot, v_t) \text{ is once continuously differentiable on } [0, T] \times [0, T] \right. \\
&\quad \left. \text{and } \psi(\cdot, x, \cdot) \text{ is twice continuously differentiable on } \mathbb{R} \right\}, \\
& D^{1,2,1}([0, T] \times \mathbb{R} \times [0, T]) \\
&= \left\{ \psi(t, x, v_t) \mid \psi(t, x, v_t) \in C^{1,2,1}([0, T] \times \mathbb{R} \times [0, T]), \right. \\
&\quad \left. \text{and all once partial derivatives satisfy the polynomial growth condition on } \mathbb{R} \right\}.
\end{aligned}$$

Definition 4.1. For an admissible strategy $u^* = \{(p^*(t), \pi^*(t))\}_{t \in [0, T]}$ with any fixed chosen initial state $(t, x) \in [0, T] \times \mathbb{R}$, we define the following strategy

$$u_\varepsilon(s) = \begin{cases} (\tilde{p}, \tilde{\pi}), & t \leq s \leq t + \varepsilon, \\ u^*(s) & t + \varepsilon \leq s \leq T, \end{cases}$$

where $\tilde{p} \in \mathbb{R}^+$, $\tilde{\pi} \in \mathbb{R}$, $\varepsilon \in \mathbb{R}^+$. If $\forall (\tilde{p}, \tilde{\pi}) \in \mathbb{R}^+ \times \mathbb{R}$,

$$\liminf_{\varepsilon \rightarrow 0} \frac{J^{u^*}(t, x) - J^{u_\varepsilon}(t, x)}{\varepsilon} \geq 0,$$

then u^* is called an equilibrium strategy and the equilibrium value function $W(t, x)$ is defined as $W(t, x) = J^{u^*}(t, x)$.

4.2.1 Case under path-dependence

Theorem 4.1. For $\forall(t, x, \Theta_s^t, \tilde{\Theta}_s^t) \in [0, T] \times R \times [t, T] \times [t, T]$, $\forall G(t, x, \Theta_s^t, \tilde{\Theta}_s^t) \in C^{1,2,1,1}([0, T] \times R \times [t, T] \times [t, T])$, the Infinite generator is:

$$\begin{aligned} \mathcal{A}^{\alpha, I} G(t, X_t, \Theta_s^t, \tilde{\Theta}_s^t) &= \lim_{h \rightarrow 0} \frac{\mathbb{E} \left[G(t+h, X_{t+h}, \Theta_s^{t+h}, \tilde{\Theta}_s^{t+h}) | X_t = x \right]}{h} \\ &= G_t + \Psi_t G_x + \frac{1}{2} \alpha_t^2 x^2 G_{xx} + \langle \partial_v G, K(\cdot - t) \rangle \Phi_t + \langle \partial_\lambda G, \varphi(\cdot - t) \rangle (a_0 + a_1 \lambda_t) \\ &\quad + \frac{1}{2} \langle \partial_{vv} G, (K(\cdot - t), K(\cdot - t)) \rangle \sigma^2 v_t + \langle \partial_x \partial_v G, K(\cdot - t) \rangle \sigma \rho x \alpha_t \sqrt{v_t} \\ &\quad + \mathbb{E} \left[G(t, x - R_t(Y), \Theta_s^t, \tilde{\Theta}_s^t + \varphi(\cdot - t)) - G(t, x, \Theta_s^t, \tilde{\Theta}_s^t) \right] \lambda_t, \end{aligned}$$

where

$$\Psi_t = [\Upsilon + \theta \sqrt{v_t} \alpha_t] x - \lambda_t (1 + \tilde{\theta}) \mathbb{E}[I_t(Y)], \quad \Phi_t = \kappa(\phi - v_t).$$

Proof. According to the Theorem 3.1, we have

$$\begin{aligned} dG(t, X_t, \Theta_s^t, \tilde{\Theta}_s^t) &= G_t dt + \Psi_t G_x dt + \alpha_t x dW_t + \frac{1}{2} \alpha_t^2 x^2 G_{xx} dt + \langle \partial_v G, K(\cdot - t) \rangle \Phi_t dt \\ &\quad + \langle \partial_v G, K(\cdot - t) \rangle \sigma \sqrt{v_t} dW_t + \langle \partial_\lambda G, \varphi(\cdot - t) \rangle (a_0 + a_1 \lambda_t) dt \\ &\quad + \frac{1}{2} \langle \partial_{vv} G, (K(\cdot - t), K(\cdot - t)) \rangle \sigma^2 v_t dt + \langle \partial_x \partial_v G, K(\cdot - t) \rangle \sigma \rho x \alpha_t \sqrt{v_t} dt \\ &\quad + \left(G(t, X_t - R_t(Y), \Theta_s^t, \tilde{\Theta}_s^t + \varphi(\cdot - t)) - G(t, X_t, \Theta_s^t, \tilde{\Theta}_s^t) \right) \nu(dy|t) dt. \end{aligned}$$

Thus we prove the theorem. \square

Verification theorem 4.1. For problem (8), if there exist two value functions $F(t, x, \Theta_s^t, \tilde{\Theta}_s^t)$ and $g(t, x, \Theta_s^t, \tilde{\Theta}_s^t) \in D^{1,2,1,1}([0, T] \times R \times [t, T] \times [t, T])$ satisfying the following conditions:

$$\sup_{\alpha, I} \left\{ \mathcal{A}^{\alpha, I} F(t, x, \Theta_s^t, \tilde{\Theta}_s^t) - \mathcal{A}^{\alpha, I} \frac{\gamma}{2} (g(t, x, \Theta_s^t, \tilde{\Theta}_s^t))^2 + \gamma g(t, x, \Theta_s^t, \tilde{\Theta}_s^t) \mathcal{A}^{\alpha, h} g(t, x, \Theta_s^t, \tilde{\Theta}_s^t) \right\} = 0, \quad (9)$$

$$F(T, x, v_T, \tilde{\Theta}_s^t) = x,$$

$$\mathcal{A}^{\alpha^*, I^*} g(t, x, \Theta_s^t, \tilde{\Theta}_s^t) = 0, \quad g(T, x, v_T, \lambda_T) = x, \quad (10)$$

and

$$\begin{aligned} (\alpha^*, I^*) &:= \arg \sup_{\alpha \in \mathbb{Z}} \left\{ \mathcal{A}^{\alpha, I} F(t, x, \Theta_s^t, \tilde{\Theta}_s^t) - \mathcal{A}^{\alpha, I} \frac{\gamma}{2} (g(t, x, \Theta_s^t, \tilde{\Theta}_s^t))^2 \right. \\ &\quad \left. + \gamma g(t, x, \Theta_s^t, \tilde{\Theta}_s^t) \mathcal{A}^{\alpha, I} g(t, x, \Theta_s^t, \tilde{\Theta}_s^t) \right\}. \end{aligned}$$

Then

$$\begin{aligned} J^{\alpha^* I^*}(t, x, \Theta_s^t, \tilde{\Theta}_s^t) &= F(t, x, \Theta_s^t, \tilde{\Theta}_s^t), \\ \mathbb{E}[X^{\alpha^* I^*}(T)] &= g(t, x, \Theta_s^t, \tilde{\Theta}_s^t), \end{aligned}$$

and α^*, I^* is the robust equilibrium investment-insurance strategy.

Proof. This is a special case of Theorem 5.2 in [Björk et al. \(2017\)](#). \square

The HJBs can be derived by (9) and (10):

$$\begin{aligned} \sup_{\alpha, I} \{ & F_t + F_x \Psi_t + \frac{1}{2} F_{xx} \alpha_t^2 x^2 + \langle \partial_v F, K(\cdot - t) \rangle \Phi_t + \frac{1}{2} \langle \partial_{vv} F, (K(\cdot - t), K(\cdot - t)) \rangle \sigma^2 v_t \\ & + \langle \partial_x \partial_v F, K(\cdot - t) \sigma \sqrt{v_t} \rangle \alpha x \rho \sigma \sqrt{v_t} + \langle \partial_\lambda F, \varphi(\cdot - t) \rangle (a_0 + a_1 \lambda_t) \\ & - \frac{\gamma}{2} [\alpha_t^2 x^2 g_x^2 + \langle \partial_v g, K(\cdot - t) \rangle^2 \sigma^2 v_t + 2g_x \langle \partial_v g, K(\cdot - t) \rangle \sigma \rho x \alpha_t \sqrt{v_t}] \\ & + \mathbb{E} \left[F(t, x - R_t(Y), \Theta_s^t, \tilde{\Theta}_s^t + \varphi(\cdot - t)) - F(t, x, \Theta_s^t, \tilde{\Theta}_s^t) \right] \lambda_t \\ & - \frac{\gamma}{2} \mathbb{E} \left[g^2(t, x - R_t(Y), \Theta_s^t, \tilde{\Theta}_s^t + \varphi(\cdot - t)) - g^2(t, x, \Theta_s^t, \tilde{\Theta}_s^t) \right] \lambda_t \\ & + \gamma g \mathbb{E} \left[g(t, x - R_t(Y), \Theta_s^t, \tilde{\Theta}_s^t + \varphi(\cdot - t)) - g(t, x, \Theta_s^t, \tilde{\Theta}_s^t) \right] \lambda_t \} = 0, \end{aligned} \quad (11)$$

$$\begin{aligned} g_t + g_x \Psi_t^* + \frac{1}{2} g_{xx} \cdot \alpha_t^{*2} x^2 + \langle \partial_v g, K(\cdot - t) \rangle \Phi_t^* + \frac{1}{2} \langle \partial_{vv} g, (K(\cdot - t), K(\cdot - t)) \rangle \sigma^2 v_t \\ + \langle \partial_x \partial_v g, K(\cdot - t) \sigma \sqrt{v_t} \rangle \alpha_t^* x \rho \sigma \sqrt{v_t} + \langle \partial_\lambda g, \varphi(\cdot - t) \rangle (a_0 + a_1 \lambda_t) \\ + \mathbb{E} \left[g(t, x - R_t(Y), \Theta_s^t, \tilde{\Theta}_s^t + \varphi(\cdot - t)) - g(t, x, \Theta_s^t, \tilde{\Theta}_s^t) \right] \lambda_t = 0. \end{aligned} \quad (12)$$

It's natural to guess that:

$$\begin{aligned} F(t, x, \Theta_s^t, \tilde{\Theta}_s^t) &= A(t)x + \int_t^T B(s) \Theta_s^t ds + \int_t^T C(s) \tilde{\Theta}_s^t ds + D(t), \quad A(T) = 1, \quad D(T) = 0, \\ g(t, x, \Theta_s^t, \tilde{\Theta}_s^t) &= E(t)x + \int_t^T H(s) \Theta_s^t ds + \int_t^T M(s) \tilde{\Theta}_s^t ds + N(t), \quad E(T) = 1, \quad N(T) = 0. \end{aligned}$$

Then we have

$$\begin{aligned} F_t &= A_t x - B v_t - C \lambda_t + D_t, \quad \langle \partial_v F, K(\cdot - t) \rangle = \int_t^T B(s) K(s - t) ds := \bar{B}_{T-t}, \\ F_x &= A, \quad F_{xx} = 0, \quad \langle \partial_x \partial_v F, K(\cdot - t) \rangle = \langle \partial_{vv} F, (K(\cdot - t), K(\cdot - t)) \rangle = 0, \\ \langle \partial_\lambda F, \varphi(\cdot - t) \rangle &= \int_t^T C(s) \varphi(s - t) ds := \bar{C}_{T-t}, \\ g_t &= E_t x - H v_t - M \lambda_t + N_t, \quad \langle \partial_v g, K(\cdot - t) \rangle = \int_t^T H(s) K(s - t) ds := \bar{H}_{T-t}, \\ g_x &= E, \quad g_{xx} = 0, \quad \langle \partial_x \partial_v g, K(\cdot - t) \rangle = \langle \partial_{vv} g, (K(\cdot - t), K(\cdot - t)) \rangle = 0, \\ \langle \partial_\lambda g, \varphi(\cdot - t) \rangle &= \int_t^T M(s) \varphi(s - t) ds := \bar{M}_{T-t}. \end{aligned}$$

Substitute them into (11) and (12), we can rewrite the HJB equation

$$\begin{aligned} \sup_{\alpha, I} \{ & A_t x - B v_t - C \lambda_t + D_t + A \Psi_t + \bar{B}_{T-t} \Phi_t + \bar{C}_{T-t} (a_0 + a_1 \lambda_t) \\ & - \frac{\gamma}{2} [\alpha_t^2 x^2 E^2 + \bar{H}_{T-t}^2 \sigma^2 v_t + 2E \bar{H}_{T-t} \sigma \rho x \alpha_t \sqrt{v_t}] \\ & + \mathbb{E} [-R_t(Y) A + \bar{C}_{T-t}] \lambda_t - \frac{\gamma}{2} \mathbb{E} [(-R_t(Y) E + \bar{M}_{T-t})^2] \lambda_t \} = 0, \end{aligned} \quad (13)$$

$$\begin{aligned} & E_t x - H v_t - M \lambda_t + N_t + E \Psi_t^* + \bar{H}_{T-t} \Phi_t^* \\ & + \bar{M}_{T-t} (a_0 + a_1 \lambda_t) + \mathbb{E} [-R_t^*(Y) E + \bar{M}_{T-t}] \lambda_t = 0, \end{aligned} \quad (14)$$

The following theorem provides the robust equilibrium investment-insurance strategy and the corresponding equilibrium value function.

Theorem 4.2. *For the optimal investment-insurance problem (8) with the wealth process (3), the robust equilibrium strategy is given by*

$$\begin{aligned} \alpha_t^* &= \frac{[\theta - \gamma \sigma \rho \bar{H}_{T-t}] \sqrt{v_t}}{A \gamma x}, \\ I_t^* &= \left(Y - \frac{\tilde{\theta}}{\gamma E} - \frac{\bar{M}_{T-t}}{E} \right)^+, \end{aligned} \quad (15)$$

and the corresponding equilibrium value function is

$$F(t, x, \Theta_s^t, \tilde{\Theta}_s^t) = A(t)x + \int_t^T B(s) \Theta_s^t ds + \int_t^T C(s) \tilde{\Theta}_s^t ds + D(t),$$

where

$$\begin{aligned} A &= E = e^{\Upsilon(T-t)}, \\ \bar{B} &= K * \left[-\kappa \bar{B} - \theta \sigma \rho \bar{H} - \frac{\gamma \sigma^2 (1 - \rho^2)}{2} \bar{H}^2 + \frac{\theta^2}{2\gamma} \right], \\ \bar{H} &= K * \left[-(\kappa + \theta \sigma \rho) \bar{H} + \frac{\theta^2}{\gamma} \right], \\ \bar{C} &= \varphi * [g_1(\bar{C}, \bar{M})], \\ \bar{M} &= \varphi * [g_2(\bar{C}, \bar{M})], \\ D &= \int_t^T (\kappa \phi \bar{B}_{T-s} + a_0 \bar{C}_{T-s}) ds, \\ N &= \int_t^T (\kappa \phi \bar{H}_{T-s} + a_0 \bar{M}_{T-s}) ds, \end{aligned} \quad (16)$$

in which

$$\begin{aligned}
g_1(\bar{C}, \bar{M}) &= (a_1 + 1)\bar{C} - e^{\Upsilon t}(1 + \tilde{\theta}) \int_{d^*(T-t)}^{\infty} (y - d^*(T-t))dF(y) + (\gamma\bar{M} - 1)e^{\Upsilon t} \int_0^{d^*(T-t)} ydF(y) \\
&\quad - \frac{\gamma e^{2\Upsilon t}}{2} \int_0^{d^*(T-t)} y^2 dF(y) + e^{\Upsilon t} \left[\gamma\bar{M} - 1 - \frac{\gamma e^{\Upsilon t}}{2} d^*(T-t) \right] d^*(T-t) \bar{F}(d^*(T-t)) - \frac{\gamma}{2} \bar{M}^2, \\
g_2(\bar{C}, \bar{M}) &= (a_1 + 1)\bar{M} - (1 + \tilde{\theta})e^{\Upsilon t} \int_{d^*(T-t)}^{\infty} (y - d^*(T-t))dF(y) \\
&\quad - e^{\Upsilon t} \int_0^{d^*(T-t)} ydF(y) - e^{\Upsilon t} d^*(T-t) \bar{F}(d^*(T-t)), \\
d^*(T-t) &= \frac{\tilde{\theta}}{\gamma e^{\Upsilon t}} + \frac{\bar{M}}{e^{\Upsilon t}}.
\end{aligned}$$

When $F(y) = 1 - e^{-\mu y}$, we have

$$\begin{aligned}
\bar{C} &= \varphi * \left[(a_1 + 1)\bar{C} + \frac{\gamma e^{\Upsilon t}}{\mu} \bar{M} - \frac{\gamma}{2} \bar{M}^2 + \frac{\gamma e^{2\Upsilon t}}{\mu^2} e^{-\mu \left(\frac{\tilde{\theta}}{\gamma e^{\Upsilon t}} + \frac{\bar{M}}{e^{\Upsilon t}} \right)} - \frac{e^{\Upsilon t}}{\mu} - \frac{\gamma e^{2\Upsilon t}}{\mu^2} \right], \\
\bar{M} &= \varphi * \left[(a_1 + 1)\bar{M} - \frac{\tilde{\theta} e^{\Upsilon t}}{\mu} e^{-\mu \left(\frac{\tilde{\theta}}{\gamma e^{\Upsilon t}} + \frac{\bar{M}}{e^{\Upsilon t}} \right)} - \frac{e^{\Upsilon t}}{\mu} \right].
\end{aligned}$$

Proof. See Appendix B. □

4.2.2 Vanilla case

If we omit the path-dependent effects, the intensity of jumps degenerates into the constant λ^* and the volatility process degenerates into the classic Heston model

$$v_t = v_0 + \kappa \int_0^t (\phi - v_r) dr + \int_0^t \sigma \sqrt{v_r} d\mathbf{B}_r. \quad (17)$$

The individual seeks the best choice, i.e.,

$$\sup_{\alpha, I} J(t, x, v_t; \alpha, I). \quad (18)$$

For $\forall (t, x, v_t) \in [0, T] \times R \times [t, T], \forall G(t, x, v_t) \in C^{1,2,1}([0, T] \times R \times [t, T])$, the Infinite generator can be obtained by Itô formula

$$\begin{aligned}
\mathcal{A}^{\alpha, I} G(t, X_t, v_t) &= \lim_{h \rightarrow 0} \frac{\mathbb{E}[G(t+h, X_{t+h}, v_{t+h}) | X_t = x]}{h} \\
&= G_t + \Psi_t G_x + \frac{1}{2} \alpha_t^2 x^2 G_{xx} + \Phi_t G_v + \frac{1}{2} \sigma^2 v_t G_{vv} + \sigma \rho x \alpha_t \sqrt{v_t} G_{xv} \\
&\quad + \mathbb{E}[G(t, x - R_t(Y), v_t) - G(t, x, v_t)] \lambda^*,
\end{aligned} \quad (19)$$

where

$$\Psi_t = [\Upsilon_t + \theta \sqrt{v_t} \alpha_t] x - \lambda^*(1 + \tilde{\theta}) \mathbb{E}[I_t(Y)], \quad \Phi_t = \kappa(\phi - v_t).$$

Verification theorem 4.2. For problem (18), if there exist two value functions $F(t, x, v_t)$ and $g(t, x, v_t) \in D^{1,2,1}([0, T] \times R \times [t, T])$ satisfying the following conditions: $\forall (t, x, v_t) \in [0, T] \times R \times [t, T]$,

$$\sup_{\alpha, I} \left\{ \mathcal{A}^{\alpha, I} F(t, x, v_t) - \mathcal{A}^{\alpha, I} \frac{\gamma}{2} (g(t, x, v_t))^2 + \gamma g(t, x, v_t) \mathcal{A}^{\alpha, I} g(t, x, v_t) \right\} = 0, \quad (20)$$

$$\begin{aligned} F(T, x, v_T) &= x, \\ \mathcal{A}^{\alpha^*, I^*} g(t, x, v_t) &= 0, \quad g(T, x, v_T) = x, \end{aligned} \quad (21)$$

and

$$(\alpha^*, I^*) := \arg \sup_{\alpha, I} \left\{ \mathcal{A}^{\alpha, I} F(t, x, v_t) - \mathcal{A}^{\alpha, I} \frac{\gamma}{2} (g(t, x, v_t))^2 + \gamma g(t, x, v_t) \mathcal{A}^{\alpha, I} g(t, x, v_t) \right\}.$$

Then

$$\begin{aligned} J^{\alpha^*, I^*}(t, x, v_t) &= F(t, x, v_t), \\ \mathbb{E}[X^{\alpha^*, I^*}(T)] &= g(t, x, v_t), \end{aligned}$$

and α^*, I^* is the robust equilibrium investment-insurance strategy.

Proof. This is a special case of Theorem 5.2 in Björk et al. (2017). \square

It's natural to guess that:

$$\begin{aligned} F(t, x, v_t) &= A(t)x + B(t)v_t + D(t), \quad A(T) = 1, \quad B(T) = D(T) = 0, \\ g(t, x, v_t) &= E(t)x + H(t)v_t + N(t), \quad E(T) = 1, \quad H(T) = N(T) = 0. \end{aligned}$$

Substitute them into (20) and (21), we we can rewrite the HJB equation:

$$\begin{aligned} \sup_{\alpha, I} \{ & A_t x + B_t v_t + D_t + A \Psi_t + B \Phi_t \\ & - \frac{\gamma}{2} [\alpha_t^2 x^2 E^2 + H^2 \sigma^2 v_t + 2EH\sigma\rho x \alpha_t \sqrt{v_t}] \\ & + \mathbb{E}[-R_t(Y)A] \lambda^* - \frac{\gamma}{2} \mathbb{E}[(-R_t(Y)E)^2] \lambda^* \} = 0. \end{aligned} \quad (22)$$

$$E_t x + H_t v_t + N_t + E \Psi_t^* + H \Phi_t^* + \mathbb{E}[-R_t(Y)E] \lambda^* = 0, \quad (23)$$

The following theorem provides the robust equilibrium investment-insurance strategy and the corresponding equilibrium value function.

Theorem 4.3. For the optimal investment-insurance problem (18) with the wealth process (3), the robust equilibrium strategy is given by

$$\begin{aligned} \alpha_t^* &= \frac{[\theta - \sigma\rho\gamma H] \sqrt{v_t}}{A\gamma x}, \\ I_t^* &= \left(Y - \frac{\tilde{\theta}}{\gamma E} \right)^+, \end{aligned} \quad (24)$$

and the corresponding equilibrium value function is

$$F(t, x, v_t) = A(t)x + B(t)v_t + D(t),$$

where

$$\begin{aligned} A &= E = e^{\Upsilon(T-t)}, \\ B_t - \kappa B - \theta \sigma \rho H - \frac{\gamma \sigma^2 (1 - \rho^2)}{2} H^2 + \frac{\theta^2}{2\gamma} &= 0, \\ H_t - (\kappa + \theta \sigma \rho) H + \frac{\theta^2}{\gamma} &= 0, \\ D &= \int_t^T g_3(s) ds, \\ N &= \int_t^T g_4(s) ds, \end{aligned}$$

in which

$$\begin{aligned} g_3(t) &= - (1 + \tilde{\theta}) \lambda^* e^{\Upsilon(T-t)} \int_{\frac{\tilde{\theta}}{\gamma e^{\Upsilon(T-t)}}}^{\infty} y dF(y) + \kappa \phi B - \lambda^* e^{\Upsilon(T-t)} \int_0^{\frac{\tilde{\theta}}{\gamma e^{\Upsilon(T-t)}}} y dF(y) \\ &\quad - \frac{\gamma \lambda^* e^{2\Upsilon(T-t)}}{2} \int_0^{\frac{\tilde{\theta}}{\gamma e^{\Upsilon(T-t)}}} y^2 dF(y) - \frac{\tilde{\theta} \lambda^*}{\gamma} \left(1 + \frac{\tilde{\theta}}{2} \right) \bar{F}\left(\frac{\tilde{\theta}}{\gamma e^{\Upsilon(T-t)}}\right), \\ g_4(t) &= - (1 + \tilde{\theta}) \lambda^* e^{\Upsilon(T-t)} \int_{\frac{\tilde{\theta}}{\gamma e^{\Upsilon(T-t)}}}^{\infty} y dF(y) + \kappa \phi H - \lambda^* e^{\Upsilon(T-t)} \int_0^{\frac{\tilde{\theta}}{\gamma e^{\Upsilon(T-t)}}} y dF(y) \\ &\quad - \frac{\tilde{\theta} \lambda^*}{\gamma} \bar{F}\left(\frac{\tilde{\theta}}{\gamma e^{\Upsilon(T-t)}}\right). \end{aligned}$$

When $F(y) = 1 - e^{-\mu y}$, we have

$$\begin{aligned} D &= \int_t^T \left(\kappa \phi B(s) - \frac{\lambda^*}{\mu} e^{\Upsilon(T-s)} - \frac{\gamma \lambda^*}{\mu^2} e^{2\Upsilon(T-s)} + \frac{\gamma \lambda^*}{\mu^2} e^{2\Upsilon(T-s) - \frac{\mu \tilde{\theta}}{\gamma e^{\Upsilon(T-s)}}} \right) ds, \\ N &= \int_t^T \left(\kappa \phi H(s) - \frac{\lambda^*}{\mu} e^{\Upsilon(T-s)} - \frac{\tilde{\theta} \lambda^*}{\mu} e^{\Upsilon(T-s) - \frac{\mu \tilde{\theta}}{\gamma e^{\Upsilon(T-s)}}} \right) ds. \end{aligned}$$

Proof. See Appendix C. □

5 Numerical illustrations

5.1 Model calibration

For the insurance market, denote the jump process N occurs at $0 \leq t_1 \leq t_2 \leq \dots \leq t_k \leq T$, then the likelihood function by [Laub et al. \(2015\)](#) is

$$L(\lambda^*, \varrho_1, \varrho_2, p, a_0, a_1) = \left[\prod_{i=1}^k \lambda(t_i) \right] \exp \left(- \int_0^T \lambda(s) ds \right).$$

Then the log-likelihood function is

$$l(\lambda^*, \varrho_1, \varrho_2, p, a_0, a_1) = \sum_{j=1}^k \log(\lambda(t_j)) - \int_0^T \lambda(s) ds, \quad (25)$$

where

$$\lambda(t) = \lambda^* + \int_0^t \frac{\varrho_1(a_0 + a_1 \lambda_s)}{(\varrho_2 + (t-s))^p} ds + \sum_{t_j < t} \frac{\varrho_1}{(\varrho_2 + (t-t_j))^p}.$$

The International Seismological Centre provides extensive global earthquake data. The 2008 Wenchuan earthquake in Sichuan, China, serves as a significant case study for analyzing aftershock sequences in [Gupta and Rekapalli \(2022\)](#). By applying MLE to data from Sichuan, covering periods from 2008 to 2023 and focusing on events with magnitude greater than 5.0, we can derive robust estimates for Hawkes process parameters which are presented in Table 1.

Table 1: Estimation results of Hawkes process

Parameter	Estimate	Parameter	Estimate
λ^*	6.310822	p	0.556834
a_0	2.233946	a_1	-2.167217
ϱ_1	1.079113	ϱ_2	0.001000

Based on the Hawkes process parameter estimation results presented in Table 1, the background intensity $\lambda^* = 6.310822$ represents the base rate of earthquake occurrences unaffected by historical events. The kernel exponent $p = 0.556834$ confirms that the event-triggering effect decays with time following a power law. The triggering strength $\varrho_1 = 1.079113$ reflects the immediate increase in future intensity caused by each earthquake, while $\varrho_2 = 0.001000$ is a small positive constant for model stability. Crucially, the combination of parameters $a_0 = 2.233946 > 0$ and $a_1 = -2.167217 < 0$ reveals that the intensity process exhibits a significant mean-reverting characteristic. A negative a_1 implies that a higher current intensity λ_s contributes negatively to future intensity changes, prompting the intensity to revert towards a long-term equilibrium level. The positive a_0 ensures an underlying pull towards higher intensity even when current intensity is low. This property suggests that while seismic activity may surge after major events, this high-intensity state is unsustainable, and

earthquake activity eventually tends to return to a more stable background level, consistent with the observed post-seismic relaxation in nature for catastrophe risk processes.

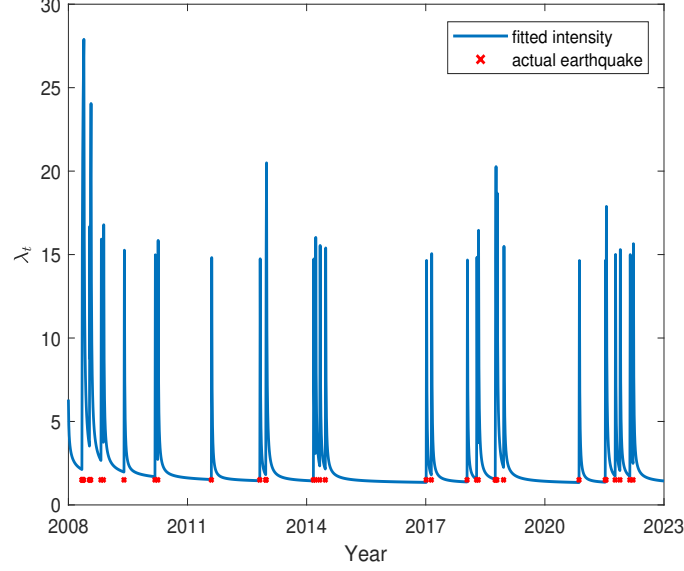


Figure 1: Fitted conditional intensity and observed earthquakes. The solid line is the fitted intensity λ_t of Hawkes process. The dots are the actual events of earthquakes which magnitude ≥ 5.0 earthquakes in Sichuan during 2008-2023.

Figure 5.1 displays the estimated conditional intensity (blue solid line) from the Hawkes process model against the actual observed magnitude ≥ 5.0 earthquake events (red dots) during 2008-2023. A prominent feature is the intensity peak and dense clustering of red dots around 2008, precisely capturing the strong self-exciting effect of the Wenchuan earthquake and its subsequent aftershock sequence. Following this, the blue intensity line exhibits a clear power-law decay trend, which aligns well with the Omori's Law describing aftershock activity. This indicates the model effectively simulates the diminishing triggering effect over time. Furthermore, several smaller intensity surges and event clusters are visible in later years, reflecting the model's ability to respond to subsequent independent events and their triggered effects, thus validating the Hawkes process's efficacy in describing earthquake clustering and decay behavior.

5.2 Comparison of trading and insurance strategy

Since we have derived the explicit solution of the robust trading and insurance strategies under different cases, we only need to discrete them over time-grid. For example, the explicit numerical equation of $\frac{\alpha_t^* X_t^*}{\sqrt{v_t}}$ and $d^*(t)$ in the general case is given by

$$\frac{\alpha_t^* X_t^*}{\sqrt{v_t}} = \frac{\theta - \gamma \sigma \rho \bar{H}_{T-t}}{\gamma A}, \quad d^*(t) = \max \left(\frac{\tilde{\theta}}{\gamma E} + \frac{\bar{M}_{T-t}}{E}, 0 \right).$$

Similarly, we can have the explicit numerical equation of $\frac{\tilde{\alpha}_t^* \tilde{X}_t^*}{\sqrt{v_t}}$ and $\tilde{d}^*(t)$ for vanilla cases

$$\frac{\tilde{\alpha}_t^* \tilde{X}_t^*}{\sqrt{v_t}} = \frac{\theta - \gamma \sigma \rho H}{\gamma A}, \quad \tilde{d}^*(t) = \max\left(\frac{\tilde{\theta}}{\gamma E}, 0\right).$$

Here we choose the well-known fractional Adams method refer to [Diethelm et al. \(2004\)](#) for numerical simulation of explicit solutions. The idea goes as in Appendix E. Throughout the numerical analyses, unless otherwise stated, the basic parameters are given in Table 2.

Table 2: Parameters for the base scenario

Parameter	Value	Parameter	Value
κ	0.173	ϕ	0.170
σ	0.340	θ	5.000
ρ	-0.615	X_0	1.000
γ	1.000	μ	4.000
Υ	0.020	v_0	0.018
$\tilde{\theta}$	0.200	δ	0.600

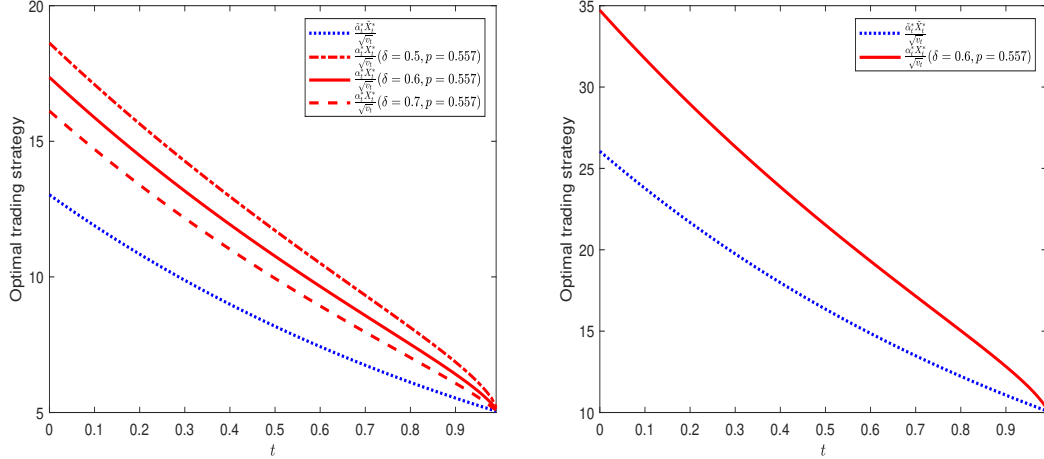


Figure 2: Optimal trading strategies with and without path-dependent effect. The red lines are the optimal trading strategies $\frac{\alpha_t^* X_t^*}{\sqrt{v_t}}$ under different volatility kernel coefficient δ . The blue line is the optimal trading strategy $\frac{\tilde{\alpha}_t^* \tilde{X}_t^*}{\sqrt{v_t}}$ omitting path-dependent effect. The risk aversion coefficient γ equals 1.0 in the left figure and 0.5 in the right figure.

Figure 2 shows jumps in the Hawkes process induce risk-seeking behavior in the strategy: to potentially cover losses, the investor will increase allocation to risky assets, aiming for higher expected returns. Conversely, the rough path-dependent nature of stock volatility itself induces risk-averse behavior: rough volatility implies higher uncertainty and risk accumulation, leading to a tendency to reduce exposure to risky assets. The differences among

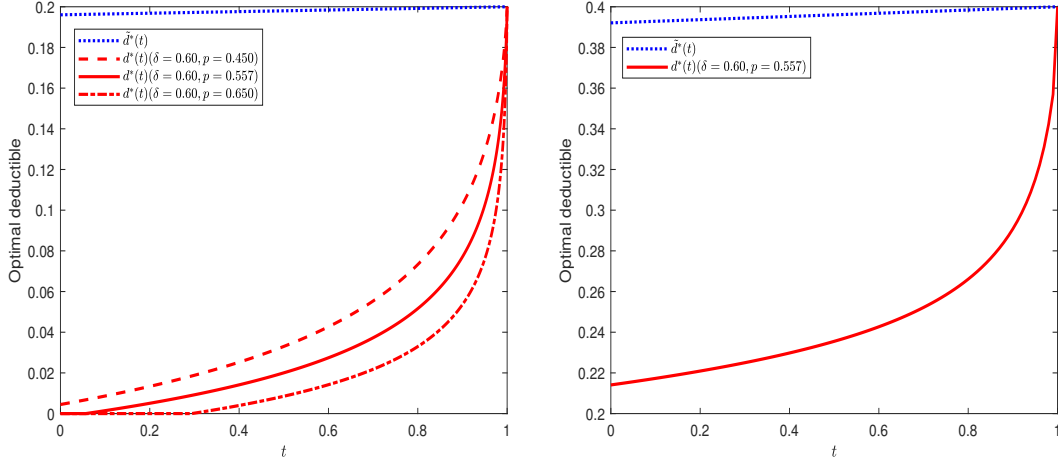


Figure 3: Optimal insurance strategies with and without path-dependent effect. The red lines are the optimal trading strategies $d^*(t)$ under different intensity kernel coefficient p . The blue line is the optimal trading strategy $\tilde{d}^*(t)$ omitting path-dependent effect. The risk aversion coefficient γ equals 1.0 in the left figure and 0.5 in the right figure.

the red lines in the left figure suggest that the investment strategy is highly sensitive to the memory effects of market volatility, with higher δ values leading to smaller risk exposure. Moreover, as the risk aversion coefficient decreases from $\gamma = 1$ (left panel) to $\gamma = 0.5$ (right panel), the investment proportions for all strategies significantly increase. This aligns with the economic principle that lower risk aversion generally leads to higher allocations in risky assets.

In contrast, figure 3 shows path dependence amplify an individual's risk-averse behavior for insurance strategies. The vanilla case generally maintains a higher and more stable deductible, indicating that with considering path dependence, individual tends to sharing more risk with insurance company. The parameter p reflects the decay rate of the catastrophic event's triggering effect. A smaller p in the left figure implies individuals are more willing to bear risk, which manifest as a higher deductible level, thereby willing to retain more risk in pursuit of higher expected returns.

5.3 Welfare loss from suboptimal strategies

In this section, we study the certainty equivalent loss from using the sub-optimal strategy when volatility and intensity roughness is ignored. Mathematically, let (α^*, I^*) and $(\tilde{\alpha}, \tilde{I})$ be the optimal and sub-optimal strategies respectively. The certainty equivalent loss, denoted by \mathcal{J} , is the percentage of initial wealth lost by an investor adopting the sub-optimal strategy $(\tilde{\alpha}, \tilde{I})$ instead of the optimal strategy (α^*, I^*) . \mathcal{J} satisfies the following equation:

$$F^{\alpha^*, I^*}(0, (1 - \mathcal{J})X_0, v_0, \lambda^*) = F^{\tilde{\alpha}, \tilde{I}}(t, X_0, v_0, \lambda^*),$$

where F^{α^*, I^*} and $F^{\tilde{\alpha}, \tilde{I}}$ are value functions under (α^*, I^*) and $(\tilde{\alpha}, \tilde{I})$. X_0, v_0 and λ^* are the initial wealth, initial volatility and initial intensity, respectively.

The value function $F^{\alpha, d}$ with the sub-optimal strategy will maintain a form of

$$\begin{aligned} F^{\tilde{\alpha}, \tilde{I}}(t, X_t, \Theta_s^t, \tilde{\Theta}_s^t) &= A(t)X_t + \int_t^T B(s)\Theta_s^t ds + \int_t^T C(s)\tilde{\Theta}_s^t ds + D(t), \\ g^{\tilde{\alpha}, \tilde{I}}(t, X_t, \Theta_s^t, \tilde{\Theta}_s^t) &= E(t)X_t + \int_t^T H(s)\Theta_s^t ds + \int_t^T M(s)\tilde{\Theta}_s^t ds + N(t). \end{aligned}$$

Then the welfare loss \mathcal{J} satisfies

$$\begin{aligned} F^{\tilde{\alpha}, \tilde{I}}(0, X_0, v_0, \lambda^*) &= A(0)X_0 + v_0 \int_0^T B(s)ds + \lambda^* \int_0^T C(s)ds + D(0) \\ &= A(0)(1 - \mathcal{J})X_0 + v_0 \int_0^T B(s)ds + \lambda^* \int_0^T C(s)ds + D(0) \\ &= F^{\alpha^*, I^*}(0, (1 - \mathcal{J})X_0, v_0, \lambda^*). \end{aligned} \tag{26}$$

Plug the sub-optimal strategy $\tilde{\alpha} = \frac{[\theta - \sigma\rho\gamma\hat{H}]\sqrt{v_t}}{\hat{A}\gamma x}$, $\tilde{I} = \left(Y - \frac{\bar{\theta}}{\gamma\bar{E}}\right)^+$ into the HJB equation (22) yields

$$\begin{aligned} &A_t x - Bv_t - C\lambda_t + D_t + (a_0 + a_1\lambda_t)\bar{C}_{T-t} + A \left[\Upsilon_t x + \frac{\theta [\theta - \gamma\sigma\rho\hat{H}]}{\gamma\hat{A}} v_t - \lambda_t(1 + \tilde{\theta})\mathbb{E}[\tilde{I}(Y)] \right] \\ &+ \kappa(\phi - v_t)\bar{B}_{T-t} - \frac{\gamma}{2} \left[A^2 \frac{[\theta - \gamma\sigma\rho\hat{H}]^2 v_t}{\gamma^2 \hat{A}^2} + \sigma^2 \bar{H}_{T-t}^2 v_t + 2E\bar{H}_{T-t} \frac{\sigma\rho [\theta - \gamma\sigma\rho\hat{H}] v_t}{\gamma\hat{A}} \right] \\ &+ \mathbb{E} [-R_t(Y)A + \bar{C}_{T-t}] \lambda_t - \frac{\gamma}{2} \mathbb{E} [(-R_t(Y)E + \bar{M}_{T-t})^2] \lambda_t = 0, \\ &E_t x - Hv_t - M\lambda_t + N_t + (a_0 + a_1\lambda_t)\bar{M}_{T-t} - t + E \left[\Upsilon_t x + \frac{\theta [\theta - \gamma\sigma\rho\hat{H}]}{\gamma\hat{A}} v_t - \lambda_t(1 + \tilde{\theta})\mathbb{E}[\tilde{I}(Y)] \right] \\ &+ \kappa(\phi - v_t)\bar{H}_{T-t} + \mathbb{E} [-R_t(Y)E + \bar{M}_{T-t}] \lambda_t = 0. \end{aligned}$$

By the separation of the variables, we obtain

$$\begin{aligned}
\mathbf{A} &= \mathbf{E} = e^{\Upsilon(T-t)}, \\
\bar{\mathbf{B}} &= K * \left[-\kappa \bar{\mathbf{B}} - \frac{\gamma \sigma^2}{2} \bar{\mathbf{H}}^2 - \sigma \rho \left[\theta - \gamma \sigma \rho \hat{H}(T-t) \right] \bar{\mathbf{H}} + \frac{\theta^2 - \gamma^2 \sigma^2 \rho^2 \hat{H}(T-t)^2}{2\gamma} \right], \\
\bar{\mathbf{H}} &= K * \left[-\kappa \bar{\mathbf{H}} + \frac{\theta[\theta - \gamma \sigma \rho \hat{H}(T-t)]}{\gamma} \right], \\
\bar{\mathbf{C}} &= \varphi * \left[(a_1 + 1) \bar{\mathbf{C}} + \frac{\gamma e^{\Upsilon t} (1 - e^{-\frac{\mu \tilde{\theta}}{\gamma e^{\Upsilon t}}})}{\mu} \bar{\mathbf{M}} - \frac{\gamma}{2} \bar{\mathbf{M}}^2 - \frac{e^{\Upsilon t}}{\mu} + \frac{\gamma e^{2\Upsilon t}}{\mu^2} \left(e^{-\frac{\mu \tilde{\theta}}{\gamma e^{\Upsilon t}}} - 1 \right) \right], \\
\bar{\mathbf{M}} &= \varphi * \left[(a_1 + 1) \bar{\mathbf{M}} - \frac{\tilde{\theta} e^{\Upsilon t}}{\mu} e^{-\frac{\mu \tilde{\theta}}{\gamma e^{\Upsilon t}}} - \frac{e^{\Upsilon t}}{\mu} \right], \\
\mathbf{D} &= \int_t^T (a_0 \bar{\mathbf{C}}_{T-s} + \kappa \phi \bar{\mathbf{B}}_{T-s}) ds \\
\mathbf{N} &= \int_t^T (a_0 \bar{\mathbf{M}}_{T-s} + \kappa \phi \bar{\mathbf{H}}_{T-s}) ds.
\end{aligned}$$

By the definition of welfare loss in (26), we obtain

$$\mathcal{J} = \frac{1}{e^{\Upsilon T} X_0} \left[v_0 \int_0^T (B(s) - \mathbf{B}(s)) ds + \lambda^* \int_0^T (C(s) - \mathbf{C}(s)) ds + (D(0) - \mathbf{D}(0)) \right].$$

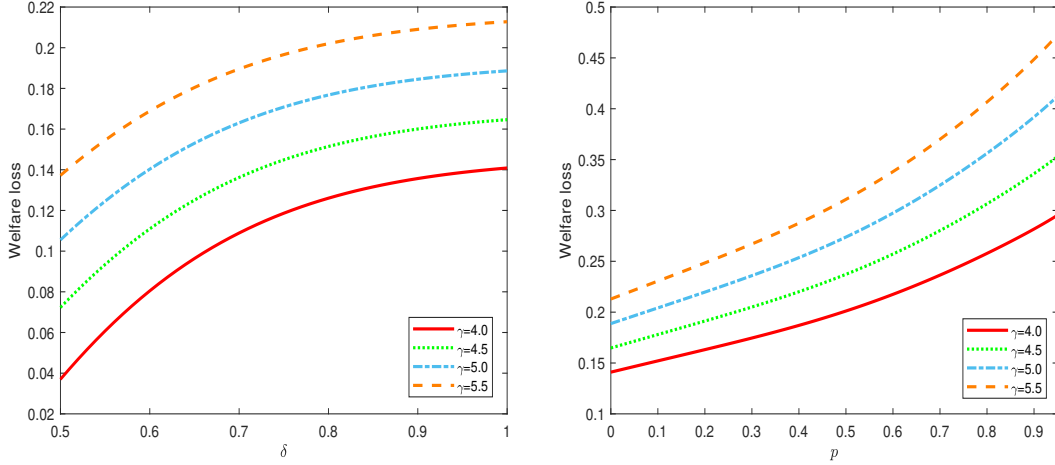


Figure 4: The welfare loss from no path-dependent effect in volatility and intensity. The kernel parameter $p = 0.0$ of intensity is fixed in the left figure. The kernel parameter $\delta = 1.0$ of volatility is fixed in the right figure.

The left panel of figure 4 suggests that a larger δ implies greater roughness in volatility, leading to increased stock market risk. Then, a simplified investment strategy that ignores path dependence faces greater challenges, as it cannot effectively capture this complexity. Thus, the resulting welfare loss will naturally increase with δ . The right panel of figure 4 shows that a larger p leading to a larger welfare loss for the suboptimal strategy. This is because that a larger p means the triggering effect of the Hawkes process decays faster, this might lead to a claims process exhibiting sharper, more explosive short-term clusters. A suboptimal insurance strategy that ignores path dependence is unable to capture these rapid bursts. Furthermore, for any given δ or p , higher risk aversion coefficient γ reflecting highly risk-averse decision-makers leads to greater welfare loss.

6 Conclusion

This paper solves the optimal investment and insurance strategies under a mean–variance criterion with path-dependent effects. For the financial market, we employed the rough volatility model to capture the long-term dynamics of stock volatility. In the insurance market, we used the Hawkes process to describe the long-term dependence of claim intensity. To handle the path-dependent effect, we extend the functional Itô calculus formula of the fractional Brownian motion to the general path-dependent process, which includes the Hawkes process. By introducing auxiliary state variables, we transform the inherently non-Markovian problem into a Markovian framework. This allows us to derive a path-dependent Hamilton-Jacobi-Bellman (HJB) equation, which we solve explicitly to obtain optimal value functions and strategies. We calibrate our model with earthquake data from Sichuan Province, China. Numerical simulations reveal that when individuals account for the long-term memory effects in stock prices, they tend to become more risk-averse and reduce their stock holdings. Conversely, recognizing the path dependence of catastrophe shocks leads individuals to allocate more to stocks to hedge potential losses. Additionally, path dependence in catastrophe risks amplifies individual’s risk-averse behavior and increases their demand for catastrophe insurance. Our findings indicate that ignoring the path-dependent effect leads to the underinsurance phenomenon and highlight the importance of educating customers about this effect in the context of catastrophe risks.

References

- Abi Jaber, E. and Euch, O. (2018). Multifactor approximation of rough volatility models. *SIAM Journal on Financial Mathematics*, 10.
- Applebaum, D. (2009). *Lévy Processes and Stochastic Calculus*. Cambridge Studies in Advanced Mathematics. Cambridge University Press, 2 edition.
- Bacry, E., Mastromatteo, I., and Muzy, J.-F. (2015). Hawkes processes in finance. *Market Microstructure and Liquidity*, 1(01):1550005.
- Bayer, C., Friz, P. K., and Gatheral, J. (2015). Pricing under rough volatility. *Quantitative Finance*, 16:887 – 904.
- Bi, J., Meng, Q., and Zhang, Y. (2013). Dynamic mean-variance and optimal reinsurance problems under the no-bankruptcy constraint for an insurer. *Annals of Operations Research*, 212(1):43–59.
- Bian, L., Li, Z.-F., and Yao, H. (2017). Time-consistent strategy for a multi-period mean-variance asset-liability management problem with stochastic interest rate. *Journal of Industrial & Management Optimization*, 13.
- Björk, T., Khapko, M., and Murgoci, A. (2017). On time-inconsistent stochastic control in continuous time. *Finance and Stochastics*, 21(2):331–360.
- Bjork, T. and Murgoci, A. (2010). A general theory of markovian time inconsistent stochastic control problems. *SSRN Electronic Journal*.
- Bonnet, A., Martinez Herrera, M., and Sangnier, M. (2021). Maximum likelihood estimation for hawkes processes with self-excitation or inhibition. *Statistics and Probability Letters*, 179:109214.
- Cao, J., Landriault, D., and Li, B. (2020). Optimal reinsurance-investment strategy for a dynamic contagion claim model. *Insurance: Mathematics and Economics*, 93:206–215.
- Chi, Y., Zheng, J., and Zhuang, S. (2022). S-shaped narrow framing, skewness and the demand for insurance. *Insurance: Mathematics and Economics*, 105:279–292.
- Dai, M., Jin, H., Kou, S., and Xu, Y. (2021). A dynamic mean-variance analysis for log returns. *Management Science*, 67(2):1093–1108.
- DassiosAngelos and Zhao, H. (2011). A dynamic contagion process. *Advances in Applied Probability*, 43(3):814–846.
- Davis, L., Baeumer, B., and Wang, T. (2024). A fractional hawkes process model for earthquake aftershock sequences. *Journal of the Royal Statistical Society Series C: Applied Statistics*, 73(5):1185–1202.

- Diethelm, K., Ford, N. J., and Freed, A. D. (2004). Detailed error analysis for a fractional adams method. *Numerical algorithms*, 36(1):31–52.
- Euch, O. E., Fukasawa, M., and Rosenbaum, M. (2018). The microstructural foundations of leverage effect and rough volatility. *Finance and Stochastics*, 22:241–280.
- Gatheral, J., Jaisson, T., and Rosenbaum, M. (2014). Volatility is rough. *Quantitative Finance*, 18:933 – 949.
- Ghossoub, M. and Zhu, M. B. (2024). Stackelberg equilibria with multiple policyholders. *Insurance: Mathematics and Economics*, 116:189–201.
- Gupta, H. and Rekapalli, R. (2022). $M_w \geq 5$ aftershocks of the 2008 sichuan earthquake: Analysis of temporal variation of omori law p-value. *Frontiers in Earth Science*, 10.
- Han, B. and Wong, H. Y. (2021). Robust control in a rough environment. *Quantitative Finance*, 22:481 – 500.
- Jaber, E. A. (2019). Lifting the heston model. *Quantitative Finance*, 19(12):1995–2013.
- Jusselin, P. and Rosenbaum, M. (2018). No-arbitrage implies power-law market impact and rough volatility. *Mathematical Finance*, 30:1309 – 1336.
- Laub, P. J., Taimre, T., and Pollett, P. K. (2015). Hawkes processes. *arXiv preprint arXiv:1507.02822*.
- Li, W., Tan, K. S., and Wei, P. (2021). Demand for non-life insurance under habit formation. *Insurance: Mathematics and Economics*, 101:38–54.
- Lima, R. (2023). Hawkes processes modeling, inference, and control: An overview. *SIAM Review*, 65:331–374.
- Lloyd’s (2018). A world at risk: Closing the insurance gap. Technical report, Lloyd’s. Lloyd’s Risk Report, produced with CEBR.
- Mwigilwa, W. (2025). Optimal time-consistent mean-variance reinsurance investment strategies for insurers under the heston-hawkes sv model. *Journal of Industrial and Management Optimization*, 21:2731–2753.
- Ogata, Y. (1988). Statistical models for earthquake occurrences and residual analysis for point processes. *Journal of the American Statistical Association*, 83:9–27.
- Ogata, Y. (1999). Seismicity analysis through point-process modeling: A review. *Pure and Applied Geophysics*, pages 471–507.
- Omori, F. (1894). On the aftershocks of earthquakes. *Journal of the College of Science*, 7:111–120.

- Pressacco, F., Serafini, P., and Ziani, L. (2011). Mean–variance efficient strategies in proportional reinsurance under group correlation in a gaussian framework. *European Actuarial Journal*, 1:433–454.
- Schmid, A. and Grasso, J.-R. (2012). Omori law for eruption foreshocks and aftershocks. *Journal of Geophysical Research: Solid Earth*, 117(B7).
- Suleyman, B. and Georgy, C. (2010). Dynamic mean-variance asset allocation. *The Review of Financial Studies*, 23(8):2970–3016.
- Utsu, T., Ogata, Y., Ritsuko, S., and Matsu-ura (1995). The centenary of the omori formula for a decay law of aftershock activity. *Journal of physics of the earth*, 43:1–33.
- Viens, F. G. and Zhang, J. (2017). A martingale approach for fractional brownian motions and related path dependent pdes. *The Annals of Applied Probability*.
- Zeng, Y., Li, D., and Gu, A. (2016). Robust equilibrium reinsurance-investment strategy for a mean–variance insurer in a model with jumps. *Insurance: Mathematics and Economics*, 66:138–152.
- Zeng, Y., Li, Z., and Lai, Y. (2013a). Time-consistent investment and reinsurance strategies for mean-variance insurers with jumps. *Insurance: Mathematics and Economics*, 52:498–507.
- Zeng, Y., Li, Z., and Lai, Y. (2013b). Time-consistent investment and reinsurance strategies for mean–variance insurers with jumps. *Insurance: Mathematics and Economics*, 52(3):498–507.
- Zhang, L., Wu, H., Zhao, Q., and Wang, N. (2024). Equilibrium reinsurance strategies for catastrophe and secondary claims under α -maxmin mean-variance criterion. *International Review of Financial Analysis*, 96:103729.
- Zhao, H., Shen, Y., Zeng, Y., and Zhang, W. (2019). Robust equilibrium excess-of-loss reinsurance and cds investment strategies for a mean–variance insurer with ambiguity aversion. *Insurance: Mathematics and Economics*, 88:159–180.
- Zhu, J. and Li, S. (2020). Time-consistent investment and reinsurance strategies for mean-variance insurers under stochastic interest rate and stochastic volatility. *Mathematics*, 8:2183.

A Proof of Theorem 3.1

We define the jump times for Y as $T_0 = 0$ and, for each $n \in \mathbb{N}$, $T_n^A = \inf \{t > T_{n-1}; \Delta Y(t) \in A\}$. Then we have

$$\begin{aligned}
u(t, \omega) - u(0, 0) &= \sum_{0 \leq s \leq t} [u(s, \omega(s)) - u(0, 0)] \\
&= \sum_{n=0}^{\infty} [u(t \wedge T_{n+1}^A, \omega(t \wedge T_{n+1}^A)) - u(t \wedge T_n^A, \omega(t \wedge T_n^A))] \\
&= \sum_{n=0}^{\infty} [u(t \wedge T_{n+1}^A-, \omega(t \wedge T_{n+1}^A-)) - u(t \wedge T_n^A, \omega(t \wedge T_n^A))] \\
&\quad + \sum_{n=0}^{\infty} [u(t \wedge T_{n+1}^A, \omega(t \wedge T_{n+1}^A)) - u(t \wedge T_{n+1}^A-, \omega(t \wedge T_{n+1}^A-))] .
\end{aligned} \tag{27}$$

For the first sum, we know that there are only continuous partial variations of ω for $[t \wedge T_n^A, t \wedge T_{n+1}^A-]$ by the definition of jump time. Then we denote the continuous part of ω as $(\omega)_c = ((\omega^1)_c, (\omega^2)_c, \dots, (\omega^n)_c)$, where $(\omega^i)_c = (L^i)_c \otimes_t (\Theta^{i,t})_c$, $i = 1, 2, \dots, n$. Then

$$\begin{aligned}
&\sum_{n=0}^{\infty} [u(t \wedge T_{n+1}^A-, \omega(t \wedge T_{n+1}^A-)) - u(t \wedge T_n^A, \omega(t \wedge T_n^A))] \\
&= \sum_{n=0}^{\infty} [u(t \wedge T_{n+1}^A, (\omega(t \wedge T_{n+1}^A))_c) - u(t \wedge T_n^A, (\omega(t \wedge T_n^A))_c)] \\
&= u(t, (\omega(t))_c) - u(0, 0).
\end{aligned} \tag{28}$$

Inspired by Jianfeng Zhang's work, we claim that

$$\begin{aligned}
u(t, (\omega(t))_c) - u(0, 0) &= \int_0^t \partial_t u(t, \omega) dt + \frac{1}{2} \sum_{i,j=1}^n \int_0^t \left\langle \partial_{w^i w^j}^2 u(t, \omega), \left(\sigma_i^{t,X}, \sigma_j^{t,X} \right) \right\rangle dt \\
&\quad + \sum_{i=1}^n \int_0^t \left[\left\langle \partial_{w^i} u(t, \omega), b_i^{t,X} \right\rangle dt + \left\langle \partial_{w^i} u(t, \omega), \sigma_i^{t,X} \right\rangle dW_t \right].
\end{aligned} \tag{29}$$

We prove it in three steps.

Step 1 Without loss of generality, we shall only prove (29) for $u(T, (L_T)_c) - u(0, 0)$. Then

$$u(T, (L_T)_c) - u(0, 0) = u(T, (L_T)_c) - u(T, (L_T^m)_c) + \sum_{j=0}^{2^m-1} [I_j^1 + I_j^2],$$

where

$$\begin{aligned}
I_j^1 &:= u(t_{j+1}, (L^m)_c \otimes_{t_j} (\Theta^{t_j})_c) - u(t_j, (L^m)_c \otimes_{t_j} (\Theta^{t_j})_c), \\
I_j^2 &:= u(t_{j+1}, (L^m)_c \otimes_{t_{j+1}} (\Theta^{t_{j+1}})_c) - u(t_{j+1}, (L^m)_c \otimes_{t_j} (\Theta^{t_j})_c).
\end{aligned}$$

By the definition and the continuity of $\partial_t u$ we have $I_j^1 = \int_{t_j}^{t_{j+1}} \partial_t u(t, (L^m)_c \otimes_{t_j} \Theta^{t_j}) dt$. Then, by lemma 3.2 one can easily show that

$$\lim_{n \rightarrow \infty} \sum_{j=0}^{2^m-1} I_j^1 = \int_0^T \partial_t u(t, L \otimes_t \Theta^t) dt, \quad \mathbb{P} - a.s. \quad (30)$$

Step 2 Denote $\Delta(\Theta^{t_j})_c := (\Theta^{t_{j+1}})_c - (\Theta^{t_j})_c$, then by $(L^m)_c \otimes_{t_j} (\Theta^{t_j})_c = (L^m)_c \otimes_{t_{j+1}} (\Theta^{t_j})_c := (L^{m,j})_c$ we have

$$\begin{aligned} I_j^2 &:= u(t_{j+1}, (L^m)_c \otimes_{t_{j+1}} (\Theta^{t_{j+1}})_c) - u(t_{j+1}, (L^{m,j})_c) \\ &= \int_0^1 \langle \partial_w u(t_{j+1}, (L^m)_c \otimes_{t_{j+1}} [(\Theta^{t_j})_c + \lambda \Delta(\Theta^{t_j})_c]), \Delta(\Theta^{t_j})_c \rangle d\lambda \\ &= I_j^{2,1} + I_j^{2,2} + I_j^{2,3}, \end{aligned} \quad (31)$$

where

$$\begin{aligned} I_j^{2,1} &:= \langle \partial_w u(t_{j+1}, (L^{m,j})_c), \Delta(\Theta^{t_j})_c \rangle, \\ I_j^{2,2} &:= \frac{1}{2} \langle \partial_{ww}^2 u(t_{j+1}, (L^{m,j})_c), (\Delta(\Theta^{t_j})_c, \Delta(\Theta^{t_j})_c) \rangle, \\ I_j^{2,3} &:= \left\langle \partial_{ww}^2 u \left(t_{j+1}, (L^m)_c \otimes_{t_{j+1}} [(\Theta^{t_j})_c + \lambda' \Delta(\Theta^{t_j})_c] \right) - \partial_{ww}^2 u(t_{j+1}, (L^{m,j})_c), \right. \\ &\quad \left. (\Delta(\Theta^{t_j})_c, \Delta(\Theta^{t_j})_c) \right\rangle, \end{aligned}$$

for some appropriate (random) λ' taking values on $[0, 1]$. Note that

$$\Delta(\Theta^{t_j})_c = \int_{t_j}^{t_{j+1}} b(s; r) dr + \int_{t_j}^{t_{j+1}} \sigma(s; r) dW_r, \quad s \geq t_{j+1}.$$

By lemma 3.3 we have

$$I_j^{2,1} = \int_{t_j}^{t_{j+1}} \langle \partial_w u(t_{j+1}, (L^{m,j})_c), b^{r,X} \rangle dr + \int_{t_j}^{t_{j+1}} \langle \partial_w u(t_{j+1}, (L^{m,j})_c), \sigma^{r,X} \rangle dW_r.$$

By the assumption and the continuity of $\partial_w u$ we can easily have

$$\begin{aligned} \lim_{m \rightarrow \infty} \sum_{j=0}^{2^m-1} I_j^{2,1} &= \int_0^T \langle \partial_w u(t, L \otimes_t \Theta^t), b^{t,X} \rangle dt + \int_0^T \langle \partial_w u(t, L \otimes_t \Theta^t), \sigma^{t,X} \rangle dW_t, \quad \mathbb{P} - a.s. \\ &= \sum_{i=1}^n \int_0^T \langle \partial_{w^i} u(t, \omega), b_i^{t,X} \rangle dt + \int_0^T \langle \partial_{w^i} u(t, \omega), \sigma_i^{t,X} \rangle dW_t. \end{aligned} \quad (32)$$

We now consider $I_j^{2,2}$. By Lemma 3.3 (ii) we know $2I_j^{2,2} = I_j^{2,2,1} + I_j^{2,2,2}$, where

$$\begin{aligned} I_j^{2,2,1} &:= \left\langle \partial_{ww}^2 u(t_{j+1}, (L^{m,j})_c), \left(\int_{t_j}^{t_{j+1}} b(\cdot; r) dr, \int_{t_j}^{t_{j+1}} b(\cdot; r) dr \right) \right\rangle \\ &\quad + \left\langle \partial_{ww}^2 u(t_{j+1}, (L^{m,j})_c), \left(\int_{t_j}^{t_{j+1}} b(\cdot; r) dr, \int_{t_j}^{t_{j+1}} \sigma(\cdot; r) dW_r \right) \right\rangle \\ &\quad + \left\langle \partial_{ww}^2 u(t_{j+1}, (L^{m,j})_c), \left(\int_{t_j}^{t_{j+1}} \sigma(\cdot; r) dW_r, \int_{t_j}^{t_{j+1}} b(\cdot; r) dr \right) \right\rangle, \\ I_j^{2,2,2} &:= \int_{t_j}^{t_{j+1}} \langle \partial_{ww}^2 u(t_{j+1}, (L^{m,j})_c), (\sigma^{t,X}, \sigma^{t,X}) \rangle dt. \end{aligned}$$

One can similarly show that

$$\begin{aligned} \lim_{n \rightarrow \infty} \sum_{j=0}^{2^m-1} I_j^{2,2,1} &= 0, \quad \mathbb{P} - a.s. \\ \lim_{n \rightarrow \infty} \sum_{j=0}^{2^m-1} I_j^{2,2,2} &= \int_0^T \langle \partial_{ww}^2 u(t, L \otimes_t \Theta^t), (\sigma^{t,X}, \sigma^{t,X}) \rangle dt, \quad \mathbb{P} - a.s. \\ &= \sum_{i,j=1}^n \int_0^T \langle \partial_{w^i w^j}^2 u(t, \omega), (\sigma_i^{t,X}, \sigma_j^{t,X}) \rangle dt, \quad \mathbb{P} - a.s. \end{aligned}$$

Thus

$$\lim_{n \rightarrow \infty} \sum_{j=0}^{2^m-1} I_j^{2,2} = \frac{1}{2} \sum_{i=1}^n \int_0^T \langle \partial_{w^i w^i}^2 u(t, \omega), (\sigma^{t,X}, \sigma^{t,X}) \rangle dt, \quad \mathbb{P} - a.s. \quad (33)$$

Step 3 Denote $\|\Delta(\Theta_j)_c\| := \sup_{t_{j+1} \leq s \leq T} |\Delta(\Theta_s^t)_c|$, by the definition we have

$$|I_j^{2,3}| \leq \rho(\|\Delta(\Theta_j)_c\|) \|\Delta(\Theta_j)_c\|^2 \leq \rho(\varepsilon) \|\Delta(\Theta_j)_c\|^2 + C\varepsilon^{-1} \|\Delta(\Theta_j)_c\|^3.$$

Thus

$$\mathbb{E} [|I_j^{2,3}|] \leq \rho(\varepsilon) \mathbb{E} [\|\Delta(\Theta_j)_c\|^2] + C\varepsilon^{-1} \mathbb{E} [\|\Delta(\Theta_j)_c\|^3] \leq C\rho(\varepsilon) 2^{-n} + C\varepsilon^{-1} 2^{-\frac{3}{2}n}.$$

Then we have

$$\lim_{n \rightarrow \infty} \sum_{j=0}^{2^m-1} I_j^{2,3} = 0, \quad \mathbb{P} - a.s. \quad (34)$$

Then, together with (30), (31), (33), (32) and (34), proves (29) for the first sum.

For the second sum, we know that there are only a jump occurs for $[t \wedge T_{n+1}-, t \wedge T_{n+1}]$, then

$$\begin{aligned}
& \sum_{n=0}^{\infty} [u(t \wedge T_{n+1}, \omega(t \wedge T_{n+1})) - u(t \wedge T_{n+1}-, \omega(t \wedge T_{n+1}-))] \\
&= \sum_{n=0}^{\infty} [u(t \wedge T_{n+1}-, \omega(t \wedge T_{n+1}-) + \varphi(s; t \wedge T_{n+1}, X)) - u(t \wedge T_{n+1}-, \omega(t \wedge T_{n+1}-))] \\
&= \int_A \int_0^t [u(r-, \omega(r-) + \varphi(s; r, X)) - u(r-, \omega(r-))] N(dy, dt).
\end{aligned}$$

Then we have

$$\begin{aligned}
u(t, \omega) - u(t, 0) &= \int_0^t \partial_t u(t, \omega) dt + \frac{1}{2} \sum_{i=1}^n \int_0^t \left\langle \partial_{w^i w^i}^2 u(t, \omega), (\sigma_i^{t,X}, \sigma_i^{t,X}) \right\rangle dt \\
&\quad + \sum_{i=1}^n \int_0^t \left[\left\langle \partial_{w^i} u(t, \omega), b_i^{t,X} \right\rangle dt + \left\langle \partial_{w^i} u(t, \omega), \sigma_i^{t,X} \right\rangle dW_t \right] \\
&\quad + \int_A \int_0^t [u(r-, \omega(r-) + \varphi(s; r, X)) - u(r-, \omega(r-))] N(dy, dt).
\end{aligned}$$

This is equivalent to (7), we prove the theorem.

B Proof of Theorem 4.2

According to the first-order optimality conditions, Differentiating (13) with respect to α_t, I_t implies

$$\begin{aligned}
\alpha_t^* &= \frac{[\theta - \gamma \sigma \rho \bar{H}_{T-t}] \sqrt{v_t}}{A \gamma x}, \\
I_t^* &= \left(Y - \frac{\tilde{\theta}}{\gamma E} - \frac{\bar{M}_{T-t}}{E} \right)^+.
\end{aligned} \tag{35}$$

Inserting α_t^* and I_t^* into (13) and (14) yields

$$\begin{aligned}
& A_t x - B v_t - C \lambda_t + D_t + \bar{C}_{T-t} (a_0 + a_1 \lambda_t) + A \left[\Upsilon x + \theta v_t \frac{[\theta - \gamma \sigma \rho \bar{H}_{T-t}]}{\gamma E} - \lambda_t (1 + \tilde{\theta}) \mathbb{E}[I_t^*(Y)] \right] \\
& + \bar{B}_{T-t} \kappa (\phi - v_t) - \frac{\gamma}{2} \left[\frac{[\theta - \gamma \sigma \rho \bar{H}_{T-t}]^2 v_t}{\gamma^2} + \bar{H}_{T-t}^2 \sigma^2 v_t + 2 \bar{H}_{T-t} \sigma \rho \frac{[\theta - \gamma \sigma \rho \bar{H}_{T-t}] v_t}{\gamma} \right] \\
& + \mathbb{E} [-R_t^*(Y) A + \bar{C}_{T-t}] \lambda_t - \frac{\gamma}{2} E^{\mathbb{P}} \left[(-R_t^*(Y) E + \bar{M}_{T-t})^2 \right] \lambda_t = 0,
\end{aligned} \tag{36}$$

$$\begin{aligned}
& E_t x - H v_t - M \lambda_t + N_t + \bar{M}_{T-t}(a_0 + a_1 \lambda_t) + E \left[\Upsilon x + \theta v_t \frac{[\theta - \gamma \sigma \rho \bar{H}_{T-t}]}{\gamma E} - \lambda_t (1 + \tilde{\theta}) \mathbb{E}[I_t^*(Y)] \right] \\
& + \bar{H}_{T-t} \kappa (\phi - v_t) + \mathbb{E} [-R_t^*(Y) E + \bar{M}_{T-t}] \lambda_t = 0.
\end{aligned} \tag{37}$$

By separating the variables with and without x, v_t and λ_t of (36) and (37), we have

$$\begin{aligned}
A &= E = e^{\Upsilon(T-t)}, \\
B &= -\kappa \bar{B}_{T-t} - \theta \sigma \rho \bar{H}_{T-t} - \frac{\gamma \sigma^2 (1 - \rho^2)}{2} \bar{H}_{T-t}^2 + \frac{\theta^2}{2\gamma}, \\
H &= -(\kappa + \theta \sigma \rho) \bar{H}_{T-t} + \frac{\theta^2}{\gamma}, \\
C &= a_1 \bar{C}_{T-t} - A(1 + \tilde{\theta}) \mathbb{E}[I_t^*(Y)] + \mathbb{E} [-R_t^*(Y) A + \bar{C}_{T-t}] - \frac{\gamma}{2} \mathbb{E} [(-R_t^*(Y) E + \bar{M}_{T-t})^2], \\
M &= a_1 \bar{M}_{T-t} - E(1 + \tilde{\theta}) \mathbb{E}[I_t^*(Y)] + \mathbb{E} [-R_t^*(Y) E + \bar{M}_{T-t}], \\
D_t + \kappa \phi \bar{B}_{T-t} + a_0 \bar{C}_{T-t} &= 0, \\
N_t + \kappa \phi \bar{H}_{T-t} + a_0 \bar{M}_{T-t} &= 0.
\end{aligned} \tag{38}$$

Convolving both sides of B, H in (38) with kernel $K(\cdot)$ and change $T - t$ to t yields

$$\begin{aligned}
\bar{B} &= K * \left[-\kappa \bar{B} - \theta \sigma \rho \bar{H} - \frac{\gamma \sigma^2 (1 - \rho^2)}{2} \bar{H}^2 + \frac{\theta^2}{2\gamma} \right], \\
\bar{H} &= K * \left[-(\kappa + \theta \sigma \rho) \bar{H} + \frac{\theta^2}{\gamma} \right].
\end{aligned} \tag{39}$$

By the definition of expectation of $I_t^* = (y - d^*(t))^+$, $d^*(t) = \frac{\tilde{\theta}}{\gamma E} + \frac{\bar{M}_{T-t}}{E}$, we have

$$\begin{aligned}
\mathbb{E}[I_t^*(y)] &= \int_{d^*(t)}^{\infty} (y - d^*(t)) dF(y), \\
\mathbb{E}[R_t^*(y)] &= \int_0^{\infty} (y - I_t^*(y)) dF(y) = \int_0^{d^*(t)} y dF(y) + d^*(t) \bar{F}(d^*(t)), \\
\mathbb{E}[R_t^*(y)^2] &= \int_0^{\infty} (y - I_t^*(y))^2 dF(y) = \int_0^{d^*(t)} y^2 dF(y) + d^*(t)^2 \bar{F}(d^*(t)).
\end{aligned}$$

Plug them into (38) yields

$$\begin{aligned}
C &= (a_1 + 1) \bar{C}_{T-t} - A(1 + \tilde{\theta}) \int_{d^*(t)}^{\infty} (y - d^*(t)) dF(y) + (\gamma E \bar{M}_{T-t} - A) \int_0^{d^*(t)} y dF(y) \\
&\quad - \frac{\gamma E^2}{2} \int_0^{d^*(t)} y^2 dF(y) + \left[\gamma E \bar{M}_{T-t} - A - \frac{\gamma E^2}{2} d^*(t) \right] d^*(t) \bar{F}(d^*(t)) - \frac{\gamma}{2} \bar{M}_{T-t}^2, \\
M &= (a_1 + 1) \bar{M}_{T-t} - E(1 + \tilde{\theta}) \int_{d^*(t)}^{\infty} (y - d^*(t)) dF(y) - A \int_0^{d^*(t)} y dF(y) - A d^*(t) \bar{F}(d^*(t)).
\end{aligned} \tag{40}$$

Convolving both sides of C, M in (40) with kernel $\varphi(\cdot)$ and change $T - t$ to t yields

$$\begin{aligned}\bar{C} &= \varphi * [g_1(\bar{C}, \bar{M})], \\ \bar{M} &= \varphi * [g_2(\bar{C}, \bar{M})],\end{aligned}\tag{41}$$

where

$$\begin{aligned}g_1(\bar{C}, \bar{M}) &= (a_1 + 1)\bar{C} - e^{\Upsilon t}(1 + \tilde{\theta}) \int_{d^*(T-t)}^{\infty} (y - d^*(T-t))dF(y) + (\gamma\bar{M} - 1)e^{\Upsilon t} \int_0^{d^*(T-t)} ydF(y) \\ &\quad - \frac{\gamma e^{2\Upsilon t}}{2} \int_0^{d^*(T-t)} y^2 dF(y) + e^{\Upsilon t} \left[\gamma\bar{M} - 1 - \frac{\gamma e^{\Upsilon t}}{2} d^*(T-t) \right] d^*(T-t) \bar{F}(d^*(T-t)) - \frac{\gamma}{2} \bar{M}^2, \\ g_2(\bar{C}, \bar{M}) &= (a_1 + 1)\bar{M} - (1 + \tilde{\theta})e^{\Upsilon t} \int_{d^*(T-t)}^{\infty} (y - d^*(T-t))dF(y) \\ &\quad - e^{\Upsilon t} \int_0^{d^*(T-t)} ydF(y) - e^{\Upsilon t} d^*(T-t) \bar{F}(d^*(T-t)), \\ d^*(T-t) &= \frac{\tilde{\theta}}{\gamma e^{\Upsilon t}} + \frac{\bar{M}}{e^{\Upsilon t}}.\end{aligned}$$

When $F(y) = 1 - e^{-\mu y}$, (41) becomes

$$\begin{aligned}\bar{C} &= \varphi * \left[(a_1 + 1)\bar{C} + \frac{\gamma e^{\Upsilon t}}{\mu} \bar{M} - \frac{\gamma}{2} \bar{M}^2 + \frac{\gamma e^{2\Upsilon t}}{\mu^2} e^{-\mu \left(\frac{\tilde{\theta}}{\gamma e^{\Upsilon t}} + \frac{\bar{M}}{e^{\Upsilon t}} \right)} - \frac{e^{\Upsilon t}}{\mu} - \frac{\gamma e^{2\Upsilon t}}{\mu^2} \right], \\ \bar{M} &= \varphi * \left[(a_1 + 1)\bar{M} - \frac{\tilde{\theta} e^{\Upsilon t}}{\mu} e^{-\mu \left(\frac{\tilde{\theta}}{\gamma e^{\Upsilon t}} + \frac{\bar{M}}{e^{\Upsilon t}} \right)} - \frac{e^{\Upsilon t}}{\mu} \right].\end{aligned}\tag{42}$$

Then, together with (35), (39), (41) and (42), we prove the theorem.

C Proof of Theorem 4.3

According to the first-order optimality conditions, Differentiating (22) with respect to α_t, I_t implies

$$\begin{aligned}\tilde{\alpha}_t^* &= \frac{[\theta - \sigma \rho \gamma H] \sqrt{v_t}}{A \gamma x}, \\ \tilde{I}_t^* &= \left(Y - \frac{\tilde{\theta}}{\gamma E} \right)^+.\end{aligned}\tag{43}$$

Inserting α_t^* and I_t^* into (22) and (23) yields

$$\begin{aligned}&A_t x + B_t v_t + D_t + A \left[\Upsilon x + \theta v_t \frac{[\theta - \gamma \sigma \rho H]}{\gamma E} - \lambda^* (1 + \tilde{\theta}) \mathbb{E}[\tilde{I}_t^*(Y)] \right] \\ &+ \kappa(\phi - v_t)B - \frac{\gamma}{2} \left[\frac{[\theta - \gamma \sigma \rho H]^2 v_t}{\gamma^2} + H^2 \sigma^2 v_t + 2H\sigma\rho \frac{[\theta - \gamma \sigma \rho H] v_t}{\gamma} \right] \\ &+ \mathbb{E}[-R_t^*(Y)A] \lambda^* - \frac{\gamma}{2} \mathbb{E}[(-R_t^*(Y)E)^2] \lambda^* = 0,\end{aligned}\tag{44}$$

$$\begin{aligned}
& E_t x + H_t v_t + N_t + E \left[\Upsilon_t x + \theta v_t \frac{[\theta - \gamma \sigma \rho H]}{\gamma E} - \lambda^* (1 + \tilde{\theta}) \mathbb{E}[\tilde{I}_t^*(Y)] \right] \\
& + \kappa(\phi - v_t)H + \mathbb{E}[-R_t^*(Y)E] \lambda^* = 0.
\end{aligned} \tag{45}$$

By separating the variables with and without x, v_t and λ_t of (44) and (45), we have

$$\begin{aligned}
A &= E = e^{\Upsilon(T-t)}, \\
B_t - \kappa B - \theta \sigma \rho H - \frac{\gamma \sigma^2 (1 - \rho^2)}{2} H^2 + \frac{\theta^2}{2\gamma} &= 0, \\
H_t - (\kappa + \theta \sigma \rho) H + \frac{\theta^2}{\gamma} &= 0, \\
D_t - A(1 + \tilde{\theta}) \lambda^* \mathbb{E}[I_t^*(y)] + \kappa \phi B - A \lambda^* \mathbb{E}[R_t(y)] - \frac{\gamma \lambda^* E^2}{2} \mathbb{E}[R_t(y)^2] &= 0, \\
N_t - E(1 + \tilde{\theta}) \lambda^* \mathbb{E}[I_t^*(y)] + \kappa \phi H - E \lambda^* \mathbb{E}[R_t(y)] &= 0.
\end{aligned} \tag{46}$$

Integrate both sides of D_t and N_t in (46) from t to T yields

$$\begin{aligned}
D &= \int_t^T g_3(s) ds, \\
N &= \int_t^T g_4(s) ds,
\end{aligned} \tag{47}$$

where

$$\begin{aligned}
g_3(t) &= -(1 + \tilde{\theta}) \lambda^* e^{\Upsilon(T-t)} \int_{\frac{\tilde{\theta}}{\gamma e^{\Upsilon(T-t)}}}^{\infty} y dF(y) + \kappa \phi B - \lambda^* e^{\Upsilon(T-t)} \int_0^{\frac{\tilde{\theta}}{\gamma e^{\Upsilon(T-t)}}} y dF(y) \\
&\quad - \frac{\gamma \lambda^* e^{2\Upsilon(T-t)}}{2} \int_0^{\frac{\tilde{\theta}}{\gamma e^{\Upsilon(T-t)}}} y^2 dF(y) - \frac{\tilde{\theta} \lambda^*}{\gamma} \left(1 + \frac{\tilde{\theta}}{2} \right) \bar{F}\left(\frac{\tilde{\theta}}{\gamma e^{\Upsilon(T-t)}}\right), \\
g_4(t) &= -(1 + \tilde{\theta}) \lambda^* e^{\Upsilon(T-t)} \int_{\frac{\tilde{\theta}}{\gamma e^{\Upsilon(T-t)}}}^{\infty} y dF(y) + \kappa \phi H - \lambda^* e^{\Upsilon(T-t)} \int_0^{\frac{\tilde{\theta}}{\gamma e^{\Upsilon(T-t)}}} y dF(y) - \frac{\tilde{\theta} \lambda^*}{\gamma} \bar{F}\left(\frac{\tilde{\theta}}{\gamma e^{\Upsilon(T-t)}}\right).
\end{aligned}$$

When $F(y) = 1 - e^{-\mu y}$, we have

$$\begin{aligned}
D &= \int_t^T \left(\kappa \phi B(s) - \frac{\lambda^*}{\mu} e^{\Upsilon(T-s)} - \frac{\gamma \lambda^*}{\mu^2} e^{2\Upsilon(T-s)} + \frac{\gamma \lambda^*}{\mu^2} e^{2\Upsilon(T-s) - \frac{\mu \tilde{\theta}}{\gamma e^{\Upsilon(T-s)}}} \right) ds, \\
N &= \int_t^T \left(\kappa \phi H(s) - \frac{\lambda^*}{\mu} e^{\Upsilon(T-s)} - \frac{\tilde{\theta} \lambda^*}{\mu} e^{\Upsilon(T-s) - \frac{\mu \tilde{\theta}}{\gamma e^{\Upsilon(T-s)}}} \right) ds.
\end{aligned} \tag{48}$$

Then, together with (43), (46), (47) and (48) we prove the theorem.

D Model calibration for Hawkes process

Given a fixed time horizon $T > 0$ and a given number of time steps n , we introduce an equidistant grid for the closed interval $[0, T]$ as $\Delta(t_i = i\Delta, \Delta = \frac{T}{N})$, for $i = 0, \dots, N$. By the composite trapezoidal rule, we have

$$\begin{aligned}\lambda_i &= \lambda^* + \int_0^{t_i} \frac{\varrho_1(a_0 + a_1\lambda_s)}{(\varrho_2 + (t_i - s))^p} ds + \sum_{t_j < t_i} \frac{\varrho_1}{(\varrho_2 + (t_i - t_j))^p} \\ &= \lambda^* + h \sum_{k=0}^{i-1} \frac{\varrho_1(a_0 + a_1\lambda_k)}{(\varrho_2 + (t_i - t_k))^p} + \sum_{t_j < t_i} \frac{\varrho_1}{(\varrho_2 + (t_i - t_j))^p}.\end{aligned}$$

For the second part of (25), we can use the composite trapezoidal rule

$$\int_0^T \lambda(s) ds = \frac{h}{2} \left[\lambda(t_0) + 2 \sum_{i=1}^{N-1} \lambda(t_i) + \lambda(t_N) \right], \quad h = \frac{T}{N}.$$

Then we can find the maximum Likelihood and the estimated parameters.

E Fractional Adams method for numerical simulation

Denote $L(p, \bar{B}, \bar{H}) = -\kappa\bar{B} - \theta\sigma\rho\bar{H} - \frac{\gamma\sigma^2(1-\rho^2)}{2}\bar{H}^2 + \frac{\theta^2}{2\gamma}$, $R(p, \bar{B}, \bar{H}) = -(\kappa + \theta\sigma\rho)\bar{H} + \frac{\theta^2}{\gamma}$, p is the parameters sector $p = (\kappa, \sigma, \rho, \theta, \gamma)$, then from (16) we have

$$\begin{aligned}\bar{B} &= \frac{1}{\Gamma(\delta)} \int_0^t L(p, \bar{B}, \bar{H})(t-s)^{\delta-1} ds, \\ \bar{H} &= \frac{1}{\Gamma(\delta)} \int_0^t R(p, \bar{B}, \bar{H})(t-s)^{\delta-1} ds.\end{aligned}\tag{49}$$

Similarly, denote $L'(p, \bar{C}, \bar{M}) = (a_1 + 1)\bar{C} + \frac{\gamma e^{\gamma t}}{\lambda}\bar{M} - \frac{\gamma}{2}\bar{M}^2 + \frac{\gamma e^{2\gamma t}}{\lambda^2}e^{-\lambda\left(\frac{\bar{\theta}e^{-\gamma t}}{\gamma} + e^{\gamma t}\bar{M}\right)} - \frac{e^{\gamma t}}{\lambda} - \frac{\gamma e^{2\gamma t}}{\lambda^2}$, $R'(p, \bar{C}, \bar{M}) = (a_1 + 1)\bar{M} - \frac{\bar{\theta}e^{\gamma t}}{\lambda}e^{-\lambda\left(\frac{\bar{\theta}e^{-\gamma t}}{\gamma} + e^{\gamma t}\bar{M}\right)} - \frac{e^{\gamma t}}{\lambda}$, then from (16) we have

$$\begin{aligned}\bar{C} &= \int_0^t \frac{\varrho_1}{(\varrho_2 + (t-s))^p} L'(p, \bar{C}, \bar{M}) ds, \\ \bar{M} &= \int_0^t \frac{\varrho_1}{(\varrho_2 + (t-s))^p} R'(p, \bar{C}, \bar{M}) ds.\end{aligned}\tag{50}$$

Here we choose the well-known fractional Adams method refer to [Diethelm et al. \(2004\)](#) for (49) and (50). The idea goes as follows. Let us write $l(p, t) = L(p, \bar{B}, \bar{H})$, $r(p, t) = R(p, \bar{B}, \bar{H})$, $l'(p, t) = L'(p, \bar{B}, \bar{H})$, $r'(p, t) = R'(p, \bar{B}, \bar{H})$. Over a regular discrete time-grid

$(t_k)_{k \in \mathbb{N}}$ with mesh $\Delta(t_k = k\Delta, \Delta = \frac{T}{N})$, the explicit numerical scheme of \bar{B}, \bar{H} is given by

$$\begin{aligned}\bar{B}(t_{k+1}) &= \frac{1}{\Gamma(\delta)} \int_0^{t_{k+1}} (t_{k+1} - s)^{\delta-1} l(p, s) ds \approx \frac{1}{\Gamma(\delta)} \int_0^{t_{k+1}} (t_{k+1} - s)^{\delta-1} \hat{l}(p, s) ds, \\ \hat{l}(p, t) &= \frac{t_{j+1} - t}{t_{j+1} - t_j} \hat{l}(p, t_j) + \frac{t - t_j}{t_{j+1} - t_j} \hat{l}(p, t_{j+1}), \quad t \in [t_j, t_{j+1}), \quad 0 \leq j \leq k, \\ \bar{H}(t_{k+1}) &= \frac{1}{\Gamma(\delta)} \int_0^{t_{k+1}} (t_{k+1} - s)^{\delta-1} r(p, s) ds \approx \frac{1}{\Gamma(\delta)} \int_0^{t_{k+1}} (t_{k+1} - s)^{\delta-1} \hat{r}(p, s) ds, \\ \hat{r}(p, t) &= \frac{t_{j+1} - t}{t_{j+1} - t_j} \hat{r}(p, t_j) + \frac{t - t_j}{t_{j+1} - t_j} \hat{r}(p, t_{j+1}), \quad t \in [t_j, t_{j+1}), \quad 0 \leq j \leq k.\end{aligned}$$

The explicit numerical scheme of \bar{C}, \bar{M} is given by

$$\begin{aligned}\bar{C}(t_{k+1}) &= \int_0^{t_{k+1}} \frac{\varrho_1}{(\varrho_2 + t_{k+1} - s)^p} l'(p, s) ds \approx \int_0^{t_{k+1}} \frac{\varrho_1}{(\varrho_2 + t_{k+1} - s)^p} \tilde{l}(p, s) ds, \\ \tilde{l}(p, t) &= \frac{t_{j+1} - t}{t_{j+1} - t_j} \tilde{l}(p, t_j) + \frac{t - t_j}{t_{j+1} - t_j} \tilde{l}(p, t_{j+1}), \quad t \in [t_j, t_{j+1}), \quad 0 \leq j \leq k, \\ \bar{M}(t_{k+1}) &= \int_0^{t_{k+1}} \frac{\varrho_1}{(\varrho_2 + t_{k+1} - s)^p} r'(p, s) ds \approx \int_0^{t_{k+1}} \frac{\varrho_1}{(\varrho_2 + t_{k+1} - s)^p} \hat{r}'(p, s) ds, \\ \hat{r}'(p, t) &= \frac{t_{j+1} - t}{t_{j+1} - t_j} \hat{r}'(p, t_j) + \frac{t - t_j}{t_{j+1} - t_j} \hat{r}'(p, t_{j+1}), \quad t \in [t_j, t_{j+1}), \quad 0 \leq j \leq k.\end{aligned}$$

They correspond to trapezoidal discretization and lead to two following schemes

$$\begin{aligned}\hat{B}(t_{k+1}) &= \sum_{j=0}^k a_{j,k+1} L(p, \hat{B}(t_j), \hat{H}(t_j)) + a_{k+1,k+1} L(p, \hat{B}^P(t_{k+1}), \hat{H}^P(t_{k+1})), \quad \hat{B}(0) = 0, \\ \hat{B}^P(t_{k+1}) &= \sum_{j=0}^k b_{j,k+1} L(p, \hat{B}(t_j), \hat{H}(t_j)), \\ \hat{H}(t_{k+1}) &= \sum_{j=0}^k a_{j,k+1} R(p, \hat{B}(t_j), \hat{H}(t_j)) + a_{k+1,k+1} R(p, \hat{B}^P(t_{k+1}), \hat{H}^P(t_{k+1})), \quad \hat{H}(0) = 0, \\ \hat{H}^P(t_{k+1}) &= \sum_{j=0}^k b_{j,k+1} R(p, \hat{B}(t_j), \hat{H}(t_j)),\end{aligned}$$

where

$$\begin{aligned}
a_{0,k+1} &= \frac{\Delta^\delta}{\Gamma(\delta+2)} [k^{\delta+1} - (k-\delta)(k+1)^\delta], \\
a_{j,k+1} &= \frac{\Delta^\delta}{\Gamma(\delta+2)} [(k-j+2)^{\delta+1} + (k-j)^{\delta+1} - 2(k-j+1)^{\delta+1}], \quad 1 \leq j \leq k, \\
a_{k+1,k+1} &= \frac{\Delta^\delta}{\Gamma(\delta+2)}, \\
b_{j,k+1} &= \frac{\Delta^\delta}{\Gamma(\delta+1)} [(k-j+1)^\delta - (k-j)^\delta], \quad 0 \leq j \leq k,
\end{aligned}$$

and

$$\begin{aligned}
\hat{C}(t_{k+1}) &= \sum_{j=0}^k a'_{j,k+1} L'(p, \hat{C}(t_j), \hat{M}(t_j)) + a'_{k+1,k+1} L'(p, \hat{C}^P(t_{k+1}), \hat{M}^P(t_{k+1})), \quad \hat{C}(0) = 0, \\
\hat{C}^P(t_{k+1}) &= \sum_{j=0}^k b'_{j,k+1} L'(p, \hat{C}(t_j), \hat{M}(t_j)), \\
\hat{M}(t_{k+1}) &= \sum_{j=0}^k a'_{j,k+1} R'(p, \hat{C}(t_j), \hat{M}(t_j)) + a'_{k+1,k+1} R'(p, \hat{C}^P(t_{k+1}), \hat{M}^P(t_{k+1})), \quad \hat{M}(0) = 0, \\
\hat{M}^P(t_{k+1}) &= \sum_{j=0}^k b'_{j,k+1} R'(p, \hat{C}(t_j), \hat{M}(t_j)),
\end{aligned}$$

where

$$\begin{aligned}
a'_{0,k+1} &= \frac{\rho_1 [\Delta(2-p)(\rho_2 + (k+1)\Delta)^{1-p} - (\rho_2 + (k+1)\Delta)^{2-p} + (\rho_2 + k\Delta)^{2-p}]}{\Delta(1-p)(2-p)}, \\
a'_{j,k+1} &= \frac{\rho_1 [(\rho_2 + (k-j)\Delta)^{2-p} - 2(\rho_2 + (k+1-j)\Delta)^{2-p} + (\rho_2 + (k-j+2)\Delta)^{2-p}]}{\Delta(1-p)(2-p)}, \quad 1 \leq j \leq k, \\
a'_{k+1,k+1} &= \frac{\rho_1 [(\rho_2 + \Delta)^{2-p} - \rho_2^{2-p} - \Delta(2-p)\rho_2^{1-p}]}{\Delta(1-p)(2-p)}, \\
b'_{j,k+1} &= \frac{\rho_1 [(\rho_2 + (k+1-j)\Delta)^{1-p} - (\rho_2 + (k-j)\Delta)^{1-p}]}{(1-p)}, \quad 0 \leq j \leq k.
\end{aligned}$$

Through this approach, we can effectively obtain the time-dependent solutions for \bar{B} , \bar{H} and \bar{C} , \bar{M} .