

Measuring the effectiveness of code review comments in GitHub repositories: A machine learning approach

Shadikur Rahman, Umme Ayman Koana, Hasibul Karim Shanto, Mahmuda Akter, Chitra Roy, and Aras M.Ismael

{Daffodil International University, Bangladesh University of Engineering and Technology, Ahsanullah University of Science and Technology}, Dhaka, Bangladesh
 Khulna University of Engineering & Technology, khulna, Bangladesh
 Sulaimani Polytechnic University, Kurdistan, Iraq
 shadikur35-988@diu.edu.bd, {koana2k12, hasibsourov36}@gmail.com,
 mahmuda_akter03@yahoo.com, Chtroy13@gmail.com, Aras.masoud@usa.com

Abstract. This paper illustrates an empirical study of working efficiency of machine learning techniques in classifying code review text by semantic meaning. The code review comments from the source control repository in GitHub were extracted for development activity from the existing year for three open-source projects. Apart from that, Programmer's need to be aware of their code and point out their errors. In that case, it is a must to classify the sentiment polarity of the code review comments for avoiding an error. We manually labeled 13557 code review comments generated by three open source projects in GitHub during the existing year. In order to recognize the sentiment polarity (or sentiment orientation) of code reviews, we use seven machine learning algorithms and compare those results to find the better ones. Among those Linear Support Vector Classifier(SVC) classifier technique achieves higher accuracy than others. This study will help the programmer's to make any solution based on code reviews by avoiding misconceptions.

Keywords: Sentiment Analysis · Machine learning · Semantic Orientation · Code review · Text Mining

1 Introduction

The code review comments are the key significative of the substance of any coding bug issue or error. By reading any review comments, programmers can understand any coding errors. In most cases, developers do not read the whole code as they think the review comment is the essence of any errors. Sometimes programmers are misguided by reading the review comment on any coding issues. In [3], it is investigated that how code review comments useful the coder logic and influencing them towards error solving. In that case, it is a must to identify the sentiment polarity of the review comments for avoiding misconception.

Depending on the context of the review comments, the semantic orientation would be different. Moreover, any specific comments sometimes presented differently in different review comments. So it is essential to find the semantic orientation of any code review comment. There are missing enough studies to find out the semantic orientation of a review comment based on the context of coding bug. Open source software measures peer code review impact in [20], the method of analyzing code written by the different developers on the project to decide whether it is of sufficient quality to be integrated into the project codebase.

In this study, we present the effectiveness of machine learning and deep learning techniques to find the semantic orientation of any review comments. We use Naive Bayes [21], Multinomial Naive Bayes (MNB) [19], Bernoulli Naive Bayes [15], logistic regression [10], Stochastic Gradient Descent (SGD) [4], Linear Support Vector Classifier(SVC) [9], and Nu support vector classifier [22], and Word2vec method [8] to find out the most appropriate semantic orientation. The result of this study will help programmers.

This paper is structured as follows: Related work is described at 2 that followed by Research Methodology and Result & Discussion at 3 and 4 respectively. The final section 5 summarizes our contribution and furnishes the conclusion.

2 Related Work

The sentiment analysis of code review comments from GitHub projects repository consists of a big stages: the sentiment analysis of all the code review comments. It is shown [17] that the sentiment analysis of the detection of comments related to the security topic and the sentiment analysis of all the comments from GitHub projects. Many works have been done on product reviews using opinion mining and sentiment analysis. In [18] that most of the sentiment analysis was done on news headlines data. Other than that news data, social media data and web blogs data are also used. In [16], Naive Bayes classification, maximum entropy classification, and support vector machines these tree machine learning algorithm were used to perform sentiment analysis on movie review. A feature-based opinion summarizing technique is presented in [11] of product reviews using data mining and natural language processing. A system Opinion Observer [13] is implemented using proposed holistic lexicon-based approach [6]. A lexicon-based approach is used in [12] to identify the positive or negative polarity of the financial news. A large-scale sentiment analysis system is presented in this paper [7] to indicate positive and negative opinion of news and blogs by assigning score. In [14] the author performed a sentiment analysis by indicating positive, negative or neutral sentiments. Sentiment Analysis tools are based on SentiCR In [1] of social media text or product reviews. Opinion Lexicon-based algorithm and Naive Bayes algorithm are used in [24] for sentiment analysis of financial news headlines of Malaysia.

In recent, deep learning is also used for sentiment analysis. Analyzing emotion hidden of the microblog messages in [27] Sentiment Dictionary using Word2vec

tool based on our Semantic Orientation. In [23] uses deep learning approach for predicting polarities of tweets at both message level and phrase level. Micro blogging and movie reviews datasets are used in [2] to measure the performance of sentiment analysis using deep learning. In [25], authors provide an overview of deep learning approaches for sentiment analysis and also suggest some mitigation to address the challenges.

3 Research Methodology

In this section, the entire process of our research activities has been described. First of all, we have chosen our dataset¹. For the dataset, we have selected code review comments to perform our research process. For preparing so, we have a lot of covers to process e.g. step by step preprocessing, chunking, N-gram, training model with the help of machine learning and deep learning methods. We convey a retrieve responsibility to compare three topic representations: (1) Sentiment analysis (2) Word scoring and (3) Measuring comments. Figure 1 shows an overview of our research experiment.

3.1 Training Dataset Generation

We utilized according to the three-step approach to build a labeled sentiment dataset from code review comments. We focused only on the structure code review comments. Table 1 summarizes the statistics about these three projects data sets.

GitHub Api: We used GitHub api² to mine the code review comments of our three popular projects. We used the repos-url to fetch all repositories of our projects. We had worked on several languages including HTML, CSS, C++, Java, Python, and others. Our projects have performed at least 5,000 code reviews.

Table 1. Statistics of Data sets

Project Name	Time length	Comments	Ratio
Alpha	Jan, 2019 to Nov, 2019	4867	35.90%
Beta	Jan, 2019 to Nov, 2019	5655	41.71%
Gamma	Jan, 2019 to Nov, 2019	3035	22.38%
Total		13557	100%

3.2 Data Categorizing

After collecting data sets, we categorize the comments based on structure reviews. For this paper, we mainly consider only 4 categories. For doing this, we

¹ <https://github.com/sadirahtman/Code-review-sentiment-analysis/tree/master/code-reviews>

² <https://api.github.com/>

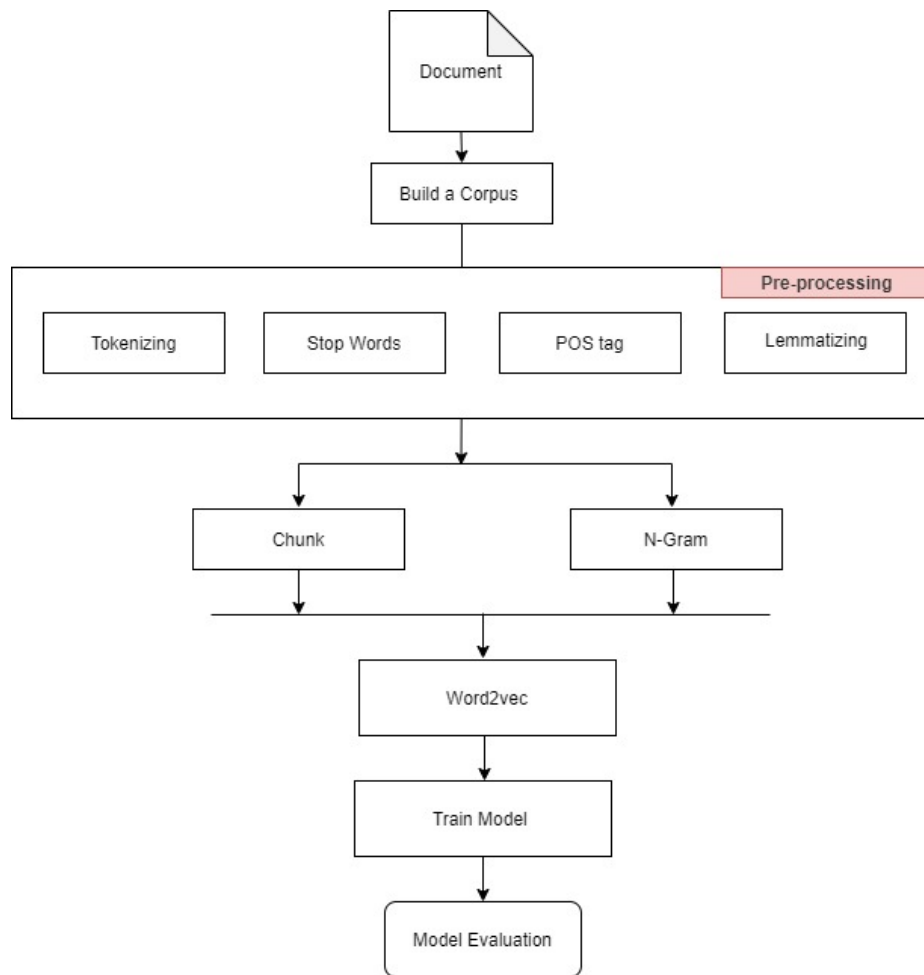


Fig. 1. Research Methodology

categorize the comments using the meta data of each project's URL. Table 2 shows the categories of the reviews of we identified. The distribution of the number of reviews items for each project is shown in Table 3.

Table 2. Categories of code review comments

Labels	Comments
Efficient	Please reformat in accordance to previous class
Not-Efficient	Sure sounds good
Some-How-Efficient	I think this information is obsolete now
System-Generated	Change has been successfully merged by Sadi Rahman

Table 3. Distribution of review comments based on labels

Labels	Alpha	Beta	Gamma
Efficient	44%	31%	29%
Some-How-Efficient	30%	19%	23%
Not-Efficient	11%	14%	13%
System-Generated	15%	36%	35%

3.3 Data Preprocessing

To analyze our data set, we preprocess all the review comments. In most of the cases, we realize that text data is not perfectly cleaned. For cleaning the text data, text pre-processing is needed. For pre-processing, we need to follow several steps like tokenization, stop words removing, POS tag, lemmatizing and removing punctuation. Figure 2 shows an overview of our data preprocessing process.



Fig. 2. Data Preprocessing process

Text Tokenization: Tokenization is the method of splitting the provided text into smaller portions called token. Words, numbers, punctuation marks, and others can be recognized as the token.

Stop Words Removing: Stop words are the usual common words in a language like “about”, “an”, “the”, “is”, “into”. These words do not give important meaning and are normally removed from text documents of our dataset.

Lemmatizing: We used lemmatizing process of decreasing words to their word Lemma, base or root form, for example, roads–road, loved–love.

Removing punctuation: Remove punctuation is needed if they are not related to the text corpus. Normally, regular expressions are used to remove set of punctuation symbols.

POS tag: We used NLTK word tokenizer to parse each text into a list of words. After Text Tokenization, we used Pos tagging in NLP using NLTK. The part of speech (POS tag) explains corpus how a word is used in a sentence. POS tag is separated into subclasses. POS Tagging solely means labeling words with their appropriate Part-Of-Speech. There are eight main parts of speech - nouns, pronouns, adjectives, verbs, adverbs, prepositions, conjunctions and interjections. Parts of Speech (POS) tag from Penn Tree bank annotation [26] is shown in Table 4.

Table 4. POS tagging Penn Tree bank annotation

Types of POS	Initial	Examples
Noun	N	Daniel, table, happiness, hope
Verb	V	go, run, live, like, are
Adjective	ADJ	big, happy, green, young
Adverb	ADV	quietly, very, always, never
Preposition	P	at, on, in, from
Conjunction	CON	but, because, so, yet
Pronoun	PRO	you, we, they, he
Interjection	INT	Ouch!, Wow!, Great!, Help!

3.4 Chunking Process

After the POS tag, we used the chunking process of extracting phrases from unstructured corpus text. Chunking works on top of POS tagging, it uses pos-tags as input and provides chunks as output. We search for chunks corresponding to an individual some POS tag phrase. The review comments contains many parts of speech which are irrelevant to detect semantic orientation in our case. We consider only Adjectives (JJ), Verb (VB), Adverb (ADV) and Noun (NN) Parts of Speech (POS) tag from Penn Tree bank annotation. For example, code review comment is "I think this information is obsolete now". Figure 3 shows an overview of our chunking process

3.5 N-Gram Process

An N-gram is a sequence of N words, which computes $p(w|h)$, the probability of a word w [5]. We have used N-gram model using the same training text and held-out data as we used for the word-based natural language process model we discussed above in our research. The purpose of using this is to maintain

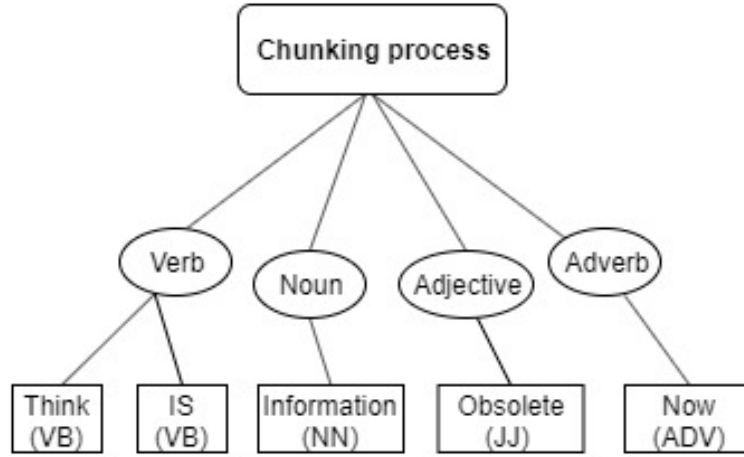


Fig. 3. Overview of Chunking Process

the sequence of candidate labels in our training data sets. For example, if we consider the text- "Please enter your comment". For this text, the 2-gram and 3-gram words is presented in Table 5.

Table 5. Process of an N-gram words

2-gram(bigram)	3-gram(trigram)
"Please enter"	"Please enter your"
"Enter your"	"Enter Your comment"
"Your comment"	

3.6 Word2vec Process

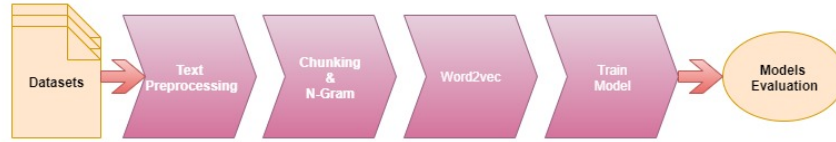
After the preprocessing, we used the word2vec method in our research work. Word2vec gives direct access to vector representations of training corpus words. Word2vec is to classify the vectors of similar words together in vector space. It recognizes similarities mathematically. Word2vec produces vectors that are distributed numerical representations of word features, features such as the context of individual words. We train Word2Vec Model based on code review corpus and gensim word2vec module. We used word2vec for the most similar word-finding parameter "topn = 10". For example, the word "error" is a vector representation Table 6.

Table 6. Process of Word2vec

Similar Words(Error)	Numerical Representations
Holes	0.93
Necessity	0.91
Drought	0.91
Storm	0.88
Blade	0.88
Flies	0.88
Washing	0.87
Cluster	0.87
Distresses	0.87
Lazarus	0.87

3.7 Training Model

In this section, for training our model, we have used seven machine learning algorithms. The used algorithms are: Naïve Bayes [21], Multinomial Naive Bayes (MNB) [19], Bernoulli Naive Bayes [15], Logistic Regression [10], Stochastic Gradient Descent (SGD) [4], Linear Support Vector Classifier(SVC) [9], and Nu support vector classifier [22]. The data set for training model is available at ³.

**Fig. 4.** Training Process of models

We have trained our code review document corpus data sets with our chosen train models. Figure 4 shows the training process of our models

4 Result & Discussion

In this section, we explain the classification results, the evaluation contexts and the polarity estimation of our research.

4.1 Classification Results

In order to classify the code review comments as Efficient or Not-Efficient or Some-How-Efficient or System-Generated, we used seven different classification algorithms. Table 7 shows the accuracy of different classifiers we used. It is

³ <https://github.com/sadiraahman/Code-review-sentiment-analysis>

Table 7. Accuracy of different classifiers

Algorithm	Accuracy (%)
Naïve Bayes	81.32
Multi nomial Naïve Bayes (MNB)	82.76
Bernoulli Naïve Bayes	80.11
Logistic Regression	82.50
Stochastic Gradient Descent (SGD)	78.55
Linear Support Vector Classifier(SVC)	83.09
Nu support vector classifier	79.75

terrible to see some of the widely used algorithms fail to achieve satisfactory performance for this case. Most notably, the Naïve Bayesian, Linear Support Vector Classifier(SVC), Multi nomial Naïve Bayes (MNB), Bernoulli Naïve Bayes and Logistic Regression classifiers achieve an average accuracy of about 81%. However, other variants of Stochastic Gradient Descent (SGD) and Nu support vector classifier gave accuracy of more than 75% but less than 80% in some cases. The Linear Support Vector Classifier(SVC) classifier gives the best accuracy.

4.2 Corpus Validation

In our corpus datasets that we used to train the models, contains 13557 comments (Efficient-3326, Not-Efficient-419, Some-How-Efficient-975, and System-Generated-8837 lines comments). We train our models considering 75% as training dataset of our code review corpus and test the models with remaining 25% test dataset of corpus. Test dataset is used to provide an unbiased evaluation of a final model to fit with the training dataset. Section 4.1 shows the details the validation results.

4.3 Sentiment Estimation

In this section, we explain the Sentiment results, the evaluation contexts and the polarity estimation of our research.

Sentiment Consideration: We present the words polarity in Table 8. Our train model gives most informative features words in trained data sets. In the first instance, model gives informative words”classifier.show-most-informative-features()” base on our sentiment ratio score.

4.4 Precision, Recall and F-measure for Code Reviews Data sets

As we found highest accuracy with Linear Support Vector Classifier(SVC), so we trained our model by Linear Support Vector Classifier(SVC). This time, we run random shuffle in our trained date sets (Efficient, Not-Efficient, Some-How-Efficient and System-Generated). This classifier gives the accuracy measuring the trained data set. We collect the reference values and observed values for each

Table 8. Sentiment Ratio

Words	Sentiment	Sentiment Ratio
Need	Efficient	92.8
Please	Efficient	98.5
Merged	System-Generated	65.7
Ok	Not-Efficient	78.5
Thanks	Not-Efficient	85.6
Think	Some-How-Efficient	82.7

label (Efficient,Not-Efficient,Some-How-Efficient and System-Generated), then use those sets to calculate the precision, recall, and F-measure of the Linear Support Vector Classifier(SVC). Shows the resultant confusion matrix is a table 9 that is often used to describe the performance of a classification model on a set of test data for which the true values are known. It allows the visualization of the performance of an algorithm.

Table 9. Confusion Matrix of code Reviews Data sets

Sentiment	Precision	Recall	F-measure
Efficient	0.67	0.81	0.73
Not-Efficient	0.64	0.58	0.60
Some-How-Efficient	0.62	0.68	0.64
System-Generated	0.74	0.78	0.75

4.5 Sentiment Polarity Considering Procedure

In this section, train model gives sentiment against our code review comments. Instance model gives comments sentiment based on our training models. We will multiply the answer by 100% so it's in a percentage and we will even denote this accuracy percent. Our models give comments sentiment the confidential score between 0 and 1.0 it gives the result as sentiment. Table 10 shows some of the confidential score of code review comments.

Table 10. Sentiment result of comments

Review comments	Sentiment	Confidential score
Please maintain same coding rules applied in this project.	Efficient	0.7
Sure I will change it.	Not-Efficient	0.6
Should there be a new line? please check.	Some-How-Efficient	0.7
Change has been successfully merged by Rifat Hasan	System-Generated	0.8

5 Conclusion

The review comments are the influential element of any bug issue of code. In this paper, we proposed a technique to identify the code review comments from GitHub repositories projects in terms of semantic orientation using a machine learning approach. The objective is to find out the context based tagging of review comments to avoid prejudicing the coder. Our work will mostly help the programmers to make decision based on review comments by avoiding misconception. Moreover, this technique can also be implemented in a tool for identifying GitHub or Gerrit project repositories.

In the future, current work can be extended to analyze the review comments and developer reviews together to find out the most authenticate comments on GitHub.

References

1. Toufique Ahmed, Amiangshu Bosu, Anindya Iqbal, and Shahram Rahimi. Senticr: a customized sentiment analysis tool for code review interactions. In *Proceedings of the 32nd IEEE/ACM International Conference on Automated Software Engineering*, pages 106–111. IEEE Press, 2017.
2. Oscar Araque, Ignacio Corcuera-Platas, J Fernando Sanchez-Rada, and Carlos A Iglesias. Enhancing deep learning sentiment analysis with ensemble techniques in social applications. *Expert Systems with Applications*, 77:236–246, 2017.
3. Amiangshu Bosu, Michaela Greiler, and Christian Bird. Characteristics of useful code reviews: An empirical study at microsoft. In *2015 IEEE/ACM 12th Working Conference on Mining Software Repositories*, pages 146–156. IEEE, 2015.
4. Léon Bottou. Large-scale machine learning with stochastic gradient descent. In *Proceedings of COMPSTAT’2010*, pages 177–186. Springer, 2010.
5. Peter F Brown, Peter V Desouza, Robert L Mercer, Vincent J Della Pietra, and Jenifer C Lai. Class-based n-gram models of natural language. *Computational linguistics*, 18(4):467–479, 1992.
6. Xiaowen Ding, Bing Liu, and Philip S Yu. A holistic lexicon-based approach to opinion mining. In *Proceedings of the 2008 international conference on web search and data mining*, pages 231–240. ACM, 2008.
7. Namrata Godbole, Manja Srinivasaiah, and Steven Skiena. Large-scale sentiment analysis for news and blogs. *Icwsm*, 7(21):219–222, 2007.
8. Yoav Goldberg and Omer Levy. word2vec explained: deriving mikolov et al.’s negative-sampling word-embedding method. *arXiv preprint arXiv:1402.3722*, 2014.
9. Steve R Gunn et al. Support vector machines for classification and regression. *ISIS technical report*, 14(1):5–16, 1998.
10. Tin Kam Ho, Jonathan J. Hull, and Sargur N. Srihari. Decision combination in multiple classifier systems. *IEEE Transactions on Pattern Analysis & Machine Intelligence*, (1):66–75, 1994.
11. Mingqing Hu and Bing Liu. Mining and summarizing customer reviews. In *Proceedings of the tenth ACM SIGKDD international conference on Knowledge discovery and data mining*, pages 168–177. ACM, 2004.
12. Tan Li Im, Phang Wai San, Chin Kim On, Rayner Alfred, and Patricia Anthony. Analysing market sentiment in financial news using lexical approach. In *2013 IEEE Conference on Open Systems (ICOS)*, pages 145–149. IEEE, 2013.

13. Bing Liu, Minqing Hu, and Junsheng Cheng. Opinion observer: analyzing and comparing opinions on the web. In *Proceedings of the 14th international conference on World Wide Web*, pages 342–351. ACM, 2005.
14. Diana Maynard, Kalina Bontcheva, and Dominic Rout. Challenges in developing opinion mining tools for social media. *Proceedings of the @ NLP can u tag# usergeneratedcontent*, pages 15–22, 2012.
15. Andrew McCallum, Kamal Nigam, et al. A comparison of event models for naive bayes text classification. In *AAAI-98 workshop on learning for text categorization*, volume 752, pages 41–48. Citeseer, 1998.
16. Bo Pang, Lillian Lee, and Shivakumar Vaithyanathan. Thumbs up?: sentiment classification using machine learning techniques. In *Proceedings of the ACL-02 conference on Empirical methods in natural language processing-Volume 10*, pages 79–86. Association for Computational Linguistics, 2002.
17. Daniel Pletea, Bogdan Vasilescu, and Alexander Serebrenik. Security and emotion: sentiment analysis of security discussions on github. In *Proceedings of the 11th working conference on mining software repositories*, pages 348–351. ACM, 2014.
18. Shadikur Rahman, Syeda Sumbul Hossain, Saiful Islam, Mazharul Islam Chowdhury, Fatama Binta Rafiq, and Khalid Been Md Badruzzaman. Context-based news headlines analysis using machine learning approach. In *International Conference on Computational Collective Intelligence*, pages 167–178. Springer, 2019.
19. Jason D Rennie, Lawrence Shih, Jaime Teevan, and David R Karger. Tackling the poor assumptions of naive bayes text classifiers. In *Proceedings of the 20th international conference on machine learning (ICML-03)*, pages 616–623, 2003.
20. Peter Rigby, Brendan Cleary, Frederic Painchaud, Margaret-Anne Storey, and Daniel German. Contemporary peer review in action: Lessons from open source development. *IEEE software*, 29(6):56–61, 2012.
21. Irina Rish et al. An empirical study of the naive bayes classifier. In *IJCAI 2001 workshop on empirical methods in artificial intelligence*, volume 3, pages 41–46, 2001.
22. Bernhard Schölkopf, Alex J Smola, Robert C Williamson, and Peter L Bartlett. New support vector algorithms. *Neural computation*, 12(5):1207–1245, 2000.
23. Aliaksei Severyn and Alessandro Moschitti. Twitter sentiment analysis with deep convolutional neural networks. In *Proceedings of the 38th International ACM SIGIR Conference on Research and Development in Information Retrieval*, pages 959–962. ACM, 2015.
24. Shuhaida Mohamed Shuhidan, Saidatul Rahah Hamidi, Soheil Kazemian, Shamila Mohamed Shuhidan, and Maizatul Akmar Ismail. Sentiment analysis for financial news headlines using machine learning algorithm. In *International Conference on Kansei Engineering & Emotion Research*, pages 64–72. Springer, 2018.
25. Duyu Tang, Bing Qin, and Ting Liu. Deep learning for sentiment analysis: successful approaches and future challenges. *Wiley Interdisciplinary Reviews: Data Mining and Knowledge Discovery*, 5(6):292–303, 2015.
26. Ann Taylor, Mitchell Marcus, and Beatrice Santorini. The penn treebank: an overview. In *Treebanks*, pages 5–22. Springer, 2003.
27. Bai Xue, Chen Fu, and Zhan Shaobin. A study on sentiment computing and classification of sina weibo with word2vec. In *2014 IEEE International Congress on Big Data*, pages 358–363. IEEE, 2014.