

# A State-Space Approach to Nonstationary Discriminant Analysis

Shuilian Xie, Mahdi Imani, Edward R. Dougherty, and Ulisses M. Braga-Neto

**Abstract**—Classical discriminant analysis assumes identically distributed training data, yet in many applications observations are collected over time and the class-conditional distributions drift. This *population drift* renders stationary classifiers unreliable. We propose a principled, model-based framework that embeds discriminant analysis within state-space models to obtain *nonstationary linear discriminant analysis* (NSLDA) and *nonstationary quadratic discriminant analysis* (NSQDA). For linear-Gaussian dynamics, we adapt Kalman smoothing to handle multiple samples per time step and develop two practical extensions: (i) an expectation-maximization (EM) approach that jointly estimates unknown system parameters, and (ii) a Gaussian mixture model (GMM)-Kalman method that simultaneously recovers unobserved time labels and parameters, a scenario common in practice. To address nonlinear or non-Gaussian drift, we employ particle smoothing to estimate time-varying class centroids, yielding fully nonstationary discriminant rules. Extensive simulations demonstrate consistent improvements over stationary linear discriminant analysis (LDA), quadratic discriminant analysis (QDA), and support vector machine (SVM) baselines, with robustness to noise, missing data, and class imbalance. This paper establishes a unified and data-efficient foundation for discriminant analysis under temporal distribution shift.

**Index Terms**—Nonstationary Classification, Discriminant Analysis, State-Space Models, Kalman Filtering, Expectation-Maximization (EM), Gaussian Mixture Models (GMM), Particle Smoothing, Temporal Distribution Shift.

## I. INTRODUCTION

Many modern learning systems pool observations collected over time. As physical, social, or environmental processes evolve, the underlying distributions drift, violating the i.i.d. assumption and degrading stationary classifiers [1]–[7]. We focus on the regime where the *class-conditional* distributions evolve with time, so the Bayes decision boundary is intrinsically time indexed. Pooling all data averages incompatible regimes, whereas training only on recent data discards useful history and inflates variance; the issue is compounded by irregular sampling, multiple measurements sharing a time index, and noisy or missing timestamps. These realities motivate an explicit temporal model that yields decision rules tailored to a target time while borrowing statistical strength from all observations.

Our goal is to model the temporal evolution of class-conditional structure and produce decision rules targeted to a chosen time. Reactive strategies—change detection, sliding

windows, forgetting factors, and ensemble resets—treat time only implicitly [6], [7]; they depend on thresholds and frequent labels, discard informative history, and handle irregular sampling, multiple measurements at the same time index, or noisy/missing timestamps poorly [8]. A principled alternative is to parameterize the dynamics that govern class moments and priors and to infer them by borrowing statistical strength across the entire horizon, so that the resulting discriminants align with test-time distributions rather than with a pooled average. This setting differs from *covariate shift* [5], [6], [9], [10], where only the input marginal  $p(x)$  changes while  $p(y|x)$  remains fixed; here,  $p(x|y, t)$  (and possibly class priors) evolves with time, making time-indexed decision boundaries essential.

We adopt a model-based perspective. We posit that the temporal evolution of each class-conditional distribution follows a (possibly nonlinear, non-Gaussian) state-space process [11]–[15]. Given observations arriving at assorted times, we infer time-specific class moments by smoothing—borrowing statistical strength across the full horizon—and plug these estimates into Gaussian discriminants to obtain *nonstationary linear discriminant analysis* (NSLDA) and *nonstationary quadratic discriminant analysis* (NSQDA). This yields a classifier at a target time while systematically leveraging all available data.

The linear-Gaussian case is treated first. We derive Kalman-smoother-based estimators that explicitly handle multiple observations at the same time step via sequential updates after a single prediction. To address incomplete metadata, we develop two estimation mechanisms: an expectation-maximization (EM) procedure that jointly estimates unknown system parameters (initial states, dynamics, and process noise) together with latent trajectories, and a Gaussian-mixture-assisted Kalman approach (GMM-Kalman) that simultaneously recovers unknown time labels and parameters. To capture more general temporal dynamics, we also formulate a nonlinear, non-Gaussian variant in which latent class centroids evolve through a flexible state-space model; these trajectories are estimated using particle smoothing (sequential Monte Carlo), and the resulting time-indexed moments define the NSLDA/NSQDA rules.

This framework adapts the decision rule to the current time while retaining all observations for estimation, handles missing data naturally through prediction within the smoother, and remains effective under class imbalance by controlling each class’s contribution during smoothing. Across controlled simulations, the proposed methods improve upon stationary linear discriminant analysis (LDA), quadratic discriminant analysis (QDA), and support vector machine (SVM) baselines and remain robust under high noise, missing observations, and

S Xie, E Dougherty and U Braga-Neto are with the Department of Electrical and Computer Engineering, Texas A&M University, and M. Imani is with the Department of Electrical and Computer Engineering at Northeastern University. Email: ulisses@tamu.edu.

unbalanced training sets.

The main contributions of the paper are as follows:

- A unified state-space framework for nonstationary discriminant analysis that produces time-indexed NSLDA/NSQDA via smoothing.
- A multi-measurement Kalman smoothing formulation (one prediction, sequential updates) for multiple observations per time step.
- Practical estimators under incomplete metadata: EM for unknown system parameters and GMM–Kalman for jointly inferring unknown time labels and parameters.
- A nonlinear, non-Gaussian extension using particle smoothing to estimate latent class trajectories and construct the corresponding nonstationary discriminants.

The remainder of the paper is organized as follows. Section III introduces the overall framework and notation for nonstationary discriminant analysis. Section IV develops the linear Gaussian model, Kalman smoothing with multiple measurements per time, and practical estimators—EM for unknown parameters and a GMM–Kalman scheme for missing time labels. Section V extends the framework to nonlinear and non-Gaussian dynamics using particle smoothing and derives the corresponding time-indexed NSLDA/NSQDA rules. Section VI presents simulations covering noise, missing data, and class imbalance, with comparisons against LDA/QDA/SVM baselines. Finally, Section VII includes the conclusion.

## II. NONSTATIONARY DISCRIMINANT ANALYSIS

In a nonstationary classification problem, there is a feature vector  $\mathbf{X}_k \in R^d$  with class label  $Y_k \in \{0, 1, \dots, c-1\}$  at each discrete time  $k = 0, 1, \dots$  (e.g., obtained by sampling an underlying continuous-time process). Let  $f_k^j(\mathbf{x}) = p(\mathbf{x} | Y_k = j)$  denote the class-conditional density (probability mass function in the discrete case) and let  $\pi_k^j = \mathbb{P}(Y_k = j)$  be the prior probability of class  $j$  at time  $k$ , with  $\sum_{j=0}^{c-1} \pi_k^j = 1$ . Population drift is the joint evolution of  $\{f_k^j, \pi_k^j\}$  with  $k$ .

Under 0–1 loss, the (time- $k$ ) risk of a classifier  $\psi$  is  $R_k(\psi) = \mathbb{P}\{\psi(\mathbf{X}_k) \neq Y_k\}$ , and the Bayes rule at time  $k$  is

$$\psi_k^*(\mathbf{x}) = \underset{j=0,1,\dots,c-1}{\operatorname{argmax}} D_k^{*,j}(\mathbf{x}), \quad (1)$$

where the corresponding discriminants are

$$D_k^{*,j}(\mathbf{x}) = \log \pi_k^j + \log f_k^j(\mathbf{x}), \quad (2)$$

for  $j = 0, 1, \dots, c-1$  and  $k = 0, 1, \dots$ . The Bayes error may be written as  $\varepsilon_k^* = \sum_{j=0}^{c-1} \pi_k^j \mathbb{P}(\psi_k^*(\mathbf{X}_k) \neq j | Y_k = j)$  and is minimal among all rules at time  $k$ . In the stationary special case ( $f_k^j \equiv f^j$  and  $\pi_k^j \equiv \pi^j$ ), a single optimal classifier  $\psi^*$  and error  $\varepsilon^*$  do not depend on time.

In practice,  $\{f_k^j, \pi_k^j\}$  are unknown, and one designs sample-based rules from time-labeled data  $S_n = \bigcup_{k=0}^T \bigcup_{j=0}^{c-1} S_k^j$ ,  $S_k^j = \{\mathbf{X}_{k,i}^j : i = 1, \dots, n_k^j\}$ ,  $n = \sum_{k=0}^T \sum_{j=0}^{c-1} n_k^j$ . Typically,  $T$  is the current time and the goal is a classifier  $\psi_{n,T}$ ; in retrospective studies, a  $\psi_{n,k}$  for any  $k \leq T$  may be desired. Forecasting to  $k > T$  is outside our scope. Time labels may be fully observed, partially observed, or missing; in the latter case they must be estimated.

A stationary baseline pools all samples and learns a single rule, ignoring time. A naive nonstationary baseline trains a separate rule using only  $\{S_k^j\}_j$  at each time  $k$ , discarding data at other times and suffering when  $n_k^j$  is small. A model-based alternative is to describe how  $\{f_k^j, \pi_k^j\}$  evolve with  $k$  and to design a classifier for each time  $k$  using *all* the data via smoothing—thereby borrowing statistical strength across time while adapting the decision rule to the target time.

*Gaussian specialization:* Assume the class-conditional densities are multivariate Gaussian [16]:

$$f_k^j(\mathbf{x} | Y_k = j) = \frac{1}{\sqrt{(2\pi)^d \det(\Sigma_k^j)}} \exp\left(-\frac{1}{2} \|\mathbf{x} - \boldsymbol{\mu}_k^j\|_{\Sigma_k^j}^2\right),$$

where  $\|\mathbf{v}\|_M^2 = \mathbf{v}^T M^{-1} \mathbf{v}$ . Ignoring additive constants common to all classes, the Bayes discriminants in (2) become

$$D_k^{*,j}(\mathbf{x}) = \log \pi_k^j - \frac{1}{2} \log |\Sigma_k^j| - \frac{1}{2} \|\mathbf{x} - \boldsymbol{\mu}_k^j\|_{\Sigma_k^j}^2, \quad (3)$$

and, under homoskedasticity at time  $k$  (i.e.,  $\Sigma_k^j \equiv \Sigma_k$  across  $j$ ),

$$D_k^{*,j}(\mathbf{x}) = \log \pi_k^j - \frac{1}{2} \|\mathbf{x} - \boldsymbol{\mu}_k^j\|_{\Sigma_k}^2. \quad (4)$$

*Plug-in QDA/LDA at time  $k$ :* Given estimators  $\hat{\pi}_k^j$ ,  $\hat{\boldsymbol{\mu}}_k^j$ , and  $\hat{\Sigma}_k^j$  from the data  $S_n$ , the plug-in *quadratic* discriminants are

$$D_{n,k}^{\text{QDA},j}(\mathbf{x}) = \log \hat{\pi}_k^j - \frac{1}{2} \log |\hat{\Sigma}_k^j| - \frac{1}{2} \|\mathbf{x} - \hat{\boldsymbol{\mu}}_k^j\|_{\hat{\Sigma}_k^j}^2, \quad (5)$$

and, under homoskedasticity at time  $k$ , the *linear* discriminants are obtained by replacing  $\hat{\Sigma}_k^j$  with the within-time pooled covariance

$$\hat{\Sigma}_k = \frac{\sum_{j=0}^{c-1} (n_k^j - 1) \hat{\Sigma}_k^j}{\sum_{j=0}^{c-1} (n_k^j - 1)}, \quad (6)$$

giving

$$D_{n,k}^{\text{LDA},j}(\mathbf{x}) = \log \hat{\pi}_k^j - \frac{1}{2} \|\mathbf{x} - \hat{\boldsymbol{\mu}}_k^j\|_{\hat{\Sigma}_k}^2. \quad (7)$$

The corresponding sample-based classifiers are

$$\psi_{n,k}^{\text{QDA}}(\mathbf{x}) = \underset{j=0,1,\dots,c-1}{\operatorname{argmax}} D_{n,k}^{\text{QDA},j}(\mathbf{x}), \quad (8)$$

$$\psi_{n,k}^{\text{LDA}}(\mathbf{x}) = \underset{j=0,1,\dots,c-1}{\operatorname{argmax}} D_{n,k}^{\text{LDA},j}(\mathbf{x}), \quad (9)$$

yielding piecewise quadratic and linear decision boundaries, respectively. In the general (heteroskedastic) case the time-indexed rule is quadratic—nonstationary QDA (NSQDA); under homoskedasticity it reduces to a linear rule—nonstationary LDA (NSLDA).

The quality of these plug-in rules depends on estimator accuracy. Priors  $\hat{\pi}_k^j$  may come from domain knowledge or empirical class proportions when time-labeled data are sufficient; when neither is reliable, a no-information default  $\hat{\pi}_k^j = 1/c$  is common. For small  $n_k^j$ , covariance estimators may be regularized (e.g., diagonal or shrinkage variants) to improve stability. A naive time-slice approach estimates  $(\hat{\boldsymbol{\mu}}_k^j, \hat{\Sigma}_k^j)$  using only  $S_k^j$ , which is statistically inefficient unless  $n_k^j$  is large. In this paper, we instead estimate *time-indexed* moments by smoothing across *all* times using state-space models—Kalman

smoothing in the linear-Gaussian setting (with support for multiple observations per time step and EM/GMM procedures for unknown parameters and unknown time labels; see Section III) and particle smoothing in the nonlinear/non-Gaussian setting (Section IV). The resulting NSQDA/NSLDA rules adapt the decision boundary to the target time  $k$  while borrowing information across the full horizon.

### III. LINEAR DRIFT MODEL

#### A. State-Space Model

We assume the following linear-Gaussian state-space generative model for the feature vector  $\mathbf{X}_k^j \in \mathbb{R}^d$  of class  $j$  at time  $k$  [14], [15], [17]:

$$\begin{aligned}\mathbf{Z}_{k+1}^j &= A^j \mathbf{Z}_k^j + \mathbf{W}_k^j, \\ \mathbf{X}_k^j &= \mathbf{Z}_k^j + \mathbf{V}_k^j,\end{aligned}\quad (10)$$

for  $k = 0, 1, \dots$ , where  $\mathbf{Z}_0^j \sim \mathcal{N}(\boldsymbol{\mu}_0^j, K^j)$ . The noise processes  $\{\mathbf{W}_k^j\}$  and  $\{\mathbf{V}_k^j\}$  are zero-mean Gaussian, temporally white, mutually independent, and independent of  $\mathbf{Z}_0^j$ , with covariance matrices  $Q^j$  and  $R^j$ , respectively; processes are independent across classes. The matrix  $A^j$  governs the linear drift of the latent state (e.g., contraction/rotation), while  $\mathbf{W}_k^j$  induces stochastic translation. Under mild stability conditions (e.g., bounded horizon or  $\rho(A^j) \leq 1$ ), second moments remain finite.

*Example.* Consider the two-class univariate model

$$\begin{aligned}Z_{k+1}^j &= a Z_k^j + W_k^j, \\ X_k^j &= Z_k^j + V_k^j,\end{aligned}\quad (11)$$

for  $j \in \{0, 1\}$  and  $k = 0, 1, \dots$ , where  $0 < a < 1$ ,  $Z_0^j \sim \mathcal{N}(\mu_0^j, \sigma^2)$ , and  $W_k^j$  and  $V_k^j$  have constant variances  $\sigma_Q^2$  and  $\sigma_R^2$ , respectively. This models noisy measurements of quantities that gradually decay over time (e.g., due to diffusive or corrosive processes). Then  $X_k^j \sim \mathcal{N}(\mu_k^j, \sigma_k^2)$  with

$$\begin{aligned}\mu_k^j &= \mathbb{E}[Z_k^j] = a^k \mu_0^j, \\ \sigma_k^2 &= \text{Var}(Z_k^j) + \sigma_R^2 = a^{2k} \sigma^2 + \frac{1 - a^{2k}}{1 - a^2} \sigma_Q^2 + \sigma_R^2.\end{aligned}\quad (12)$$

Assuming equal class priors and  $\mu_0^1 > \mu_0^0$ , it follows from (1) and (3) that the optimal classifier at time  $k$  is the threshold rule

$$\psi_k^*(x) = \begin{cases} 1, & x > \frac{\mu_k^0 + \mu_k^1}{2} = a^k \frac{\mu_0^0 + \mu_0^1}{2}, \\ 0, & \text{otherwise.} \end{cases}$$

The corresponding Bayes error at time  $k$  is [18]

$$\varepsilon_k^* = \Phi\left(-\frac{a^k}{2} \frac{\mu_0^1 - \mu_0^0}{\sigma_k}\right),$$

where  $\Phi$  is the standard normal cdf. As  $k$  increases, the class means drift toward each other and  $\varepsilon_k^*$  increases. If, instead, one naively applies the *time-0* optimal classifier at all times, the error at time  $k$  becomes

$$\varepsilon_k = \frac{1}{2} \Phi\left(-\frac{(2a^k - 1)\mu_0^1 - \mu_0^0}{2\sigma_k}\right) + \frac{1}{2} \Phi\left(-\frac{\mu_0^1 - (2a^k - 1)\mu_0^0}{2\sigma_k}\right),$$

which grows faster than  $\varepsilon_k^*$ , as illustrated in Figure 1.

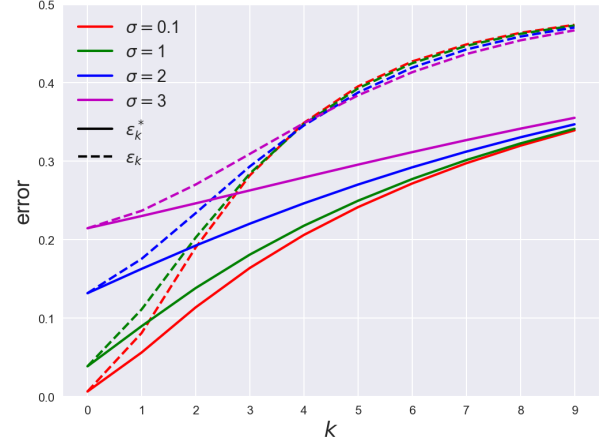


Figure 1. Classification error vs. time in the linear model example with  $a = 0.9$ ,  $\mu_0^0 = 5$ ,  $\mu_0^1 = 10$ ,  $\sigma_Q^2 = \sigma_R^2 = 1$ , and varying initial-state standard deviation  $\sigma$ . The error of the frozen *time-0* rule increases much faster than that of the optimal *time-k* rule.

#### B. Parameter Estimation with Modified Kalman Smoother

From (10), we have that  $\mathbf{X}_k^j \sim \mathcal{N}(\boldsymbol{\mu}_k^j, \Sigma_k^j)$ , where

$$\begin{aligned}\boldsymbol{\mu}_k^j &= E[\mathbf{Z}_k^j] = (A^j)^k \boldsymbol{\mu}_0^j, \\ \Sigma_k^j &= \text{Cov}(\mathbf{Z}_k^j) + R^j \\ &= (A^j)^k K^j ((A^j)^T)^k + \sum_{i=0}^{k-1} (A^j)^i Q^j ((A^j)^T)^i + R^j.\end{aligned}\quad (13)$$

Notice that if  $A^j \equiv A$ ,  $K^j \equiv K$ ,  $Q^j \equiv Q$ , then  $\text{Cov}(\mathbf{Z}_k^j)$  does not depend on  $j$ . If in addition  $R^j \equiv R$  (a reasonable assumption), then the model is homoskedastic at each separate time  $k$ , i.e.,  $\Sigma_k^j \equiv \Sigma_k$ , which leads to an LDA discriminant (see the previous section).

Based on (13), and given data  $\{S_0^j, S_1^j, \dots, S_T^j\}$  for class  $j$ , we propose time- $k$  plug-in estimators

$$\begin{aligned}\hat{\boldsymbol{\mu}}_k^j &= E[\mathbf{Z}_k^j | S_0^j, S_1^j, \dots, S_T^j] = \hat{\mathbf{z}}_{k|T}^j, \\ \hat{\Sigma}_k^j &= P_{k|k-1}^j + \hat{R}^j,\end{aligned}\quad (14)$$

where  $P_{k|k-1}^j$  is the *prediction* covariance (the prior variance of  $\mathbf{Z}_k^j$  at time  $k$ ) from the forward pass, and  $\hat{R}^j$  is an estimate of the measurement noise covariance. Using  $P_{k|k-1}^j$  (rather than the smoothed posterior  $P_{k|T}^j$ ) matches the population covariance  $\text{Cov}(\mathbf{Z}_k^j)$  that appears in  $\Sigma_k^j = \text{Cov}(\mathbf{Z}_k^j) + R^j$ .

To estimate  $R^j$ , let  $N^j = \sum_{k=0}^T n_k^j$  be the number of samples for class  $j$ . A residual-based, bias-corrected estimator is

$$\hat{R}^j = \frac{1}{N^j} \sum_{k=0}^T \sum_{i=1}^{n_k^j} (\mathbf{X}_{k,i}^j - \hat{\mathbf{z}}_{k|T}^j)(\mathbf{X}_{k,i}^j - \hat{\mathbf{z}}_{k|T}^j)^T - \frac{1}{N^j} \sum_{k=0}^T n_k^j P_{k|T}^j. \quad (15)$$

Since  $E[\mathbf{Z}_k^j | S_0^j, \dots, S_T^j]$  is the MMSE estimator, the class-mean estimator is unbiased:

$$E[\hat{\boldsymbol{\mu}}_k^j] = E[E[\mathbf{Z}_k^j | S_0^j, \dots, S_T^j]] = E[\mathbf{Z}_k^j] = E[\mathbf{X}_k^j] = \boldsymbol{\mu}_k^j.$$

Define

$$\hat{\mathbf{z}}_{k|l}^j = E[\mathbf{Z}_k^j | S_0^j, \dots, S_l^j], \quad P_{k|l}^j = \text{Cov}(\mathbf{Z}_k^j | S_0^j, \dots, S_l^j),$$

for  $k, l = 0, \dots, T$ . The modified multiple-update Kalman smoother computes  $\hat{\mathbf{z}}_{k|T}^j$  and  $P_{k|T}^j$  based on the entire data. As stated in (14), the population parameters are then estimated by  $\hat{\boldsymbol{\mu}}_k^j = \hat{\mathbf{z}}_{k|T}^j$  and  $\hat{\Sigma}_k^j = P_{k|k-1}^j + \hat{R}^j$ . The smoother consists of a forward and a backward pass; because multiple measurements may arrive at the same time step, one prediction is followed by *sequential* updates (optimal for multiple measurements [19]). Assuming for now that  $\boldsymbol{\mu}_0^j$ ,  $K^j$ ,  $A^j$ , and  $Q^j$  are known and all samples are time-labeled (both assumptions are relaxed later), the recursions are [20]:

Forward pass:

- Initialization:

$$\hat{\mathbf{z}}_{0|0}^j = \boldsymbol{\mu}_0^j, \quad P_{0|0}^j = K^j.$$

- For  $k = 1, \dots, T$ , do:

- Prediction:

$$\begin{aligned} \hat{\mathbf{z}}_{k|k-1}^j &= A^j \hat{\mathbf{z}}_{k-1|k-1}^j, \\ P_{k|k-1}^j &= A^j P_{k-1|k-1}^j (A^j)^T + Q^j. \end{aligned}$$

- Sequential updates (identity measurement):

$$\hat{\mathbf{z}}_{k|k,0}^j = \hat{\mathbf{z}}_{k|k-1}^j, \quad P_{k|k,0}^j = P_{k|k-1}^j,$$

for  $i = 1, \dots, n_k^j$ :

$$\begin{aligned} S_{k,i}^j &= P_{k|k,i-1}^j + R^j, \quad K_{k,i}^j = P_{k|k,i-1}^j (S_{k,i}^j)^{-1}, \\ \hat{\mathbf{z}}_{k|k,i}^j &= \hat{\mathbf{z}}_{k|k,i-1}^j + K_{k,i}^j (\mathbf{X}_{k,i}^j - \hat{\mathbf{z}}_{k|k,i-1}^j), \\ P_{k|k,i}^j &= (I - K_{k,i}^j) P_{k|k,i-1}^j (I - K_{k,i}^j)^T + K_{k,i}^j R^j (K_{k,i}^j)^T, \end{aligned}$$

and set  $\hat{\mathbf{z}}_{k|k}^j = \hat{\mathbf{z}}_{k|k,n_k^j}^j$ ,  $P_{k|k}^j = P_{k|k,n_k^j}^j$ .

Here,  $K_{k,i}^j$  is the *Kalman gain* for observation  $\mathbf{X}_{k,i}^j$  at time  $k$  and  $S_{k,i}^j$  is the innovation covariance.

Backward pass:

- For  $k = T-1, \dots, 0$ , do:

$$\begin{aligned} L_k^j &= P_{k|k}^j (A^j)^T (P_{k+1|k}^j)^{-1}, \\ \hat{\mathbf{z}}_{k|T}^j &= \hat{\mathbf{z}}_{k|k}^j + L_k^j (\hat{\mathbf{z}}_{k+1|T}^j - \hat{\mathbf{z}}_{k+1|k}^j), \\ P_{k|T}^j &= P_{k|k}^j + L_k^j (P_{k+1|T}^j - P_{k+1|k}^j) (L_k^j)^T, \end{aligned}$$

where  $L_k^j$  is the *smoother gain*. Its form reveals a correction of the forward estimate using only forward-pass quantities. In addition, the smoothed mean  $\hat{\mathbf{z}}_{k|T}^j$  does not depend on the smoothed covariance  $P_{k|T}^j$ ; to obtain  $\hat{\mathbf{z}}_{k|T}^j$ , only the forward state estimates and the smoother gain need be stored.

### C. Adaptive Filter for Systems with Unknown Parameters

When the parameters in equations (10) are only partially unknown, the Kalman smoother—originally developed for known linear–Gaussian state–space models—must be embedded in an *adaptive* procedure that jointly identifies model parameters and estimates latent states. For example, when the initial state mean  $\boldsymbol{\pi}_1^j$ , initial state covariance  $V_1^j$ , dynamics matrix  $A^j$ , or process–noise covariance  $Q^j$  in (10) are unknown, we use Expectation–Maximization (EM) [21]–[26] in combination with the (modified) Kalman smoother of

Section III-B to estimate the unknown parameters together with the time-indexed class means. When the measurement time labels are missing, we combine a Gaussian mixture model (GMM) [16], [27], [28] with Kalman filtering/smoothing to infer the labels and any remaining unknown parameters [17], [28]. Throughout this section we adopt  $C^j = I$  unless stated and allow multiple observations at a given time index, i.e.,  $\{\mathbf{x}_{k,i}^j\}_{i=1}^{n_k^j}$  at time  $k$ .

1) *EM-based Kalman Smoother:* Ordinary maximum–likelihood estimation [29] maximizes the *incomplete* log–likelihood (with  $\mathbf{z}_{1:T}^j$  marginalized out). Here both the state sequence and parameters are unknown; EM instead maximizes the expected *complete* log–likelihood, which is quadratic for the linear–Gaussian model. Using (10), the complete–data log–density for class  $j$  is, up to an additive constant,

$$\begin{aligned} &\log p(\mathbf{z}_{1:T}^j, \mathbf{x}_{1:T}^j) \\ &\propto -\frac{1}{2} \sum_{k=1}^T \sum_{i=1}^{n_k^j} (\mathbf{x}_{k,i}^j - C^j \mathbf{z}_k^j)^T (R^j)^{-1} (\mathbf{x}_{k,i}^j - C^j \mathbf{z}_k^j) - \frac{1}{2} \sum_{k=1}^T n_k^j \log |R^j| \\ &\quad - \frac{1}{2} \sum_{k=2}^T (\mathbf{z}_k^j - A^j \mathbf{z}_{k-1}^j)^T (Q^j)^{-1} (\mathbf{z}_k^j - A^j \mathbf{z}_{k-1}^j) - \frac{T-1}{2} \log |Q^j| \\ &\quad - \frac{1}{2} (\mathbf{z}_1^j - \boldsymbol{\pi}_1^j)^T (V_1^j)^{-1} (\mathbf{z}_1^j - \boldsymbol{\pi}_1^j) - \frac{1}{2} \log |V_1^j|. \end{aligned} \quad (16)$$

Given current parameters  $\hat{\boldsymbol{\theta}}_n^j$ , the E–step forms

$$\mathcal{Q}(\boldsymbol{\theta}^j, \hat{\boldsymbol{\theta}}_n^j) = \mathbb{E}[\log p(\mathbf{z}_{1:T}^j, \mathbf{x}_{1:T}^j) | \mathbf{x}_{1:T}^j, \hat{\boldsymbol{\theta}}_n^j], \quad (17)$$

where the expectation is with respect to the smoothing distribution produced by the (modified) Kalman smoother tuned to  $\hat{\boldsymbol{\theta}}_n^j$  (one prediction followed by  $n_k^j$  sequential updates at each time  $k$ ). For  $k = 1, \dots, T$ , define

$$\begin{aligned} \hat{\mathbf{z}}_{k|T}^j &\equiv \mathbb{E}[\mathbf{z}_k^j | \mathbf{x}_{1:T}^j], \\ V_{k|T}^j &\equiv \text{Cov}(\mathbf{z}_k^j | \mathbf{x}_{1:T}^j), \end{aligned} \quad (18)$$

$$V_{k,k-1|T}^j \equiv \text{Cov}(\mathbf{z}_k^j, \mathbf{z}_{k-1}^j | \mathbf{x}_{1:T}^j),$$

and the second moments

$$\begin{aligned} P_{k|T}^j &\equiv \mathbb{E}[\mathbf{z}_k^j \mathbf{z}_k^{jT} | \mathbf{x}_{1:T}^j] = V_{k|T}^j + \hat{\mathbf{z}}_{k|T}^j \hat{\mathbf{z}}_{k|T}^{jT}, \\ P_{k,k-1|T}^j &\equiv \mathbb{E}[\mathbf{z}_k^j \mathbf{z}_{k-1}^{jT} | \mathbf{x}_{1:T}^j] = V_{k,k-1|T}^j + \hat{\mathbf{z}}_{k|T}^j \hat{\mathbf{z}}_{k-1|T}^{jT}. \end{aligned} \quad (19)$$

The cross–covariances  $V_{k,k-1|T}^j$  are obtained by the standard Rauch–Tung–Striebel cross–covariance recursion; see, e.g., [29].

The M–step maximizes (17) in closed form,

$$\hat{\boldsymbol{\theta}}_{n+1}^j = \underset{\boldsymbol{\theta}^j}{\text{argmax}} \mathcal{Q}(\boldsymbol{\theta}^j, \hat{\boldsymbol{\theta}}_n^j), \quad (20)$$

yielding

- **State dynamics matrix:**

$$\hat{A}_{n+1}^j = \left( \sum_{k=2}^T P_{k,k-1|T}^j \right) \left( \sum_{k=2}^T P_{k-1|T}^j \right)^{-1}. \quad (21)$$

- **Process–noise covariance:**

$$\begin{aligned} \hat{Q}_{n+1}^j &= \frac{1}{T-1} \sum_{k=2}^T \left( P_{k|T}^j - \hat{A}_{n+1}^j P_{k,k-1|T}^{jT} \right. \\ &\quad \left. - P_{k,k-1|T}^j \hat{A}_{n+1}^{jT} + \hat{A}_{n+1}^j P_{k-1|T}^j \hat{A}_{n+1}^{jT} \right). \end{aligned} \quad (22)$$

- **Initial state mean/covariance:**

$$\hat{\pi}_{1,n+1}^j = \hat{\mathbf{z}}_{1|T}^j, \quad \hat{V}_{1,n+1}^j = P_{1|T}^j - \hat{\mathbf{z}}_{1|T}^j \hat{\mathbf{z}}_{1|T}^{jT}. \quad (23)$$

- **(Optional) Measurement-noise covariance (with  $C^j = I$ ):**

$$\hat{R}_{n+1}^j = \frac{1}{N^j} \sum_{k=1}^T \sum_{i=1}^{n_k^j} (\mathbf{x}_{k,i}^j - \hat{\mathbf{z}}_{k|T}^j)(\mathbf{x}_{k,i}^j - \hat{\mathbf{z}}_{k|T}^j)^T + \frac{1}{N^j} \sum_{k=1}^T n_k^j V_{k|T}^j$$

$$N^j \triangleq \sum_{k=1}^T n_k^j. \quad (24)$$

E- and M-steps are iterated until a prescribed tolerance (e.g., max absolute parameter change  $< \epsilon$ ) is met. EM monotonically increases the observed-data log-likelihood and converges to a stationary point. In finite samples, if  $\hat{Q}^j$ ,  $\hat{R}^j$ , or  $\hat{V}_1^j$  is not positive semidefinite, we project onto the PSD cone. After convergence, the smoother tuned to  $\hat{\theta}^j$  returns the time-indexed observation-space moments used downstream (with  $C^j = I$ ):  $\hat{\mu}_k^j = \hat{\mathbf{z}}_{k|T}^j$  and  $\hat{\Sigma}_k^j = V_{k|T}^j + \hat{R}^j$ .

2) *GMM-based Kalman Smoother*: We now consider missing time labels. Let  $t_i^j \in \{1, \dots, T\}$  denote the (latent) time index of  $\mathbf{x}_i^j \in S_n^j$ , and let  $\theta^j$  collect the (possibly unknown) model parameters with prior  $p(\theta^j)$  and parameter space  $\Theta^j$ . A joint MAP estimator seeks

$$(\theta^{*,j}, \{t_i^{*,j}\}_{i=1}^n) = \underset{\theta \in \Theta^j, \{t_i\} \subset \{1, \dots, T\}}{\operatorname{argmax}} \log p(\hat{\theta}) + \log p(S_n^j | \hat{\theta}, \{t_i\}), \quad (25)$$

which is generally hard to optimize jointly. We adopt a pragmatic two-stage scheme based on a  $T$ -component GMM whose components correspond to time indices. For a candidate  $\hat{\theta} = \{A^j, Q^j, \pi_1^j, V_1^j, R^j\}$  and  $C^j = I$ , the implied observation-space moments are

$$\begin{aligned} \mathbf{z}_{1,\hat{\theta}}^{\text{GMM},j} &= \pi_1^j, & \Sigma_{1,\hat{\theta}}^{\text{GMM},j} &= V_1^j + R^j, \\ \mathbf{z}_{k,\hat{\theta}}^{\text{GMM},j} &= A^j \mathbf{z}_{k-1,\hat{\theta}}^{\text{GMM},j}, \\ \Sigma_{k,\hat{\theta}}^{\text{GMM},j} &= A^j \Sigma_{k-1,\hat{\theta}}^{\text{GMM},j} (A^j)^T + Q^j + R^j, & k &\geq 2, \end{aligned} \quad (26)$$

which parameterize Gaussian components  $\{\mathcal{N}(\mathbf{z}_{k,\hat{\theta}}^{\text{GMM},j}, \Sigma_{k,\hat{\theta}}^{\text{GMM},j})\}_{k=1}^T$ . Assign each  $\mathbf{x}_i^j \in S_n^j$  a hard time label by maximum component likelihood:

$$t_i^{j,\hat{\theta}} = \underset{k \in \{1, \dots, T\}}{\operatorname{argmax}} \mathcal{N}(\mathbf{x}_i^j; \mathbf{z}_{k,\hat{\theta}}^{\text{GMM},j}, \Sigma_{k,\hat{\theta}}^{\text{GMM},j}). \quad (27)$$

Given the assigned labels  $\{t_i^{j,\hat{\theta}}\}$ , we score parameters by the (unnormalized) posterior

$$p(\hat{\theta} | \{t_i^{j,\hat{\theta}}\}, S_n^j) \propto p(\hat{\theta}) \times p(S_n^j | \hat{\theta}, \{t_i^{j,\hat{\theta}}\}), \quad (28)$$

where the likelihood on the right is computed by a Kalman filter that, for each occupied time step  $k$ , performs *one prediction* followed by  $n_k^j$  *sequential updates* (to handle multiple measurements at the same time). Over a finite candidate set  $\Theta = \{\hat{\theta}^{(m)}\}_{m=1}^M$  (e.g., coarse EM initializations or a stochastic search such as MCMC [21], [30]), we select

$$\hat{\theta}^{*,j} = \underset{\hat{\theta} \in \Theta}{\operatorname{argmax}} \left\{ \log p(\hat{\theta}) + \log p(S_n^j | \hat{\theta}, \{t_i^{j,\hat{\theta}}\}) \right\}. \quad (29)$$

Finally, with  $(\hat{\theta}^{*,j}, \{t_i^{*,j}\})$  fixed, we run the (modified) fixed-interval smoother to obtain the time-indexed class moments  $\{\hat{\mu}_k^j, \hat{\Sigma}_k^j\}_{k=1}^T$ , where  $\hat{\mu}_k^j = \hat{\mathbf{z}}_{k|T}^j$  and  $\hat{\Sigma}_k^j = V_{k|T}^j + \hat{R}^j$ .

#### D. EM-based and GMM-based Nonstationary Linear Discriminant Analysis

After computation of the class-conditional moments at time steps  $k = 1, \dots, T$  by the Kalman smoother (KS) tuned to the inferred parameters  $\hat{\theta}^{*,j}$ , we classify at each time  $k$  using the (time-varying) Gaussian models in the *observation space*. With  $C^j = I$ , define

$$\hat{\mu}_k^j \triangleq \hat{\mathbf{z}}_{k|T}^j, \quad \hat{\Sigma}_k^j \triangleq P_{k|T}^j + \hat{R}^j,$$

where  $\hat{\mathbf{z}}_{k|T}^j$  and  $P_{k|T}^j$  are the KS mean and state covariance, and  $\hat{R}^j$  is the (possibly estimated) measurement-noise covariance for class  $j$ . (For a general  $C^j$ , replace  $\hat{\Sigma}_k^j$  by  $C^j P_{k|T}^j C^{jT} + \hat{R}^j$ .)

Let  $\pi_k^j$  denote the class prior at time  $k$ . Then the (time-indexed) *quadratic discriminant* (QDA) comparing class 1 to class 0 can be written as

$$D_k(\mathbf{x}) = \mathbf{x}^T E_k \mathbf{x} + F_k^T \mathbf{x} + G_k, \quad (30)$$

with

$$\begin{aligned} E_k &= -\frac{1}{2}((\hat{\Sigma}_k^1)^{-1} - (\hat{\Sigma}_k^0)^{-1}), \\ F_k &= (\hat{\Sigma}_k^1)^{-1} \hat{\mu}_k^1 - (\hat{\Sigma}_k^0)^{-1} \hat{\mu}_k^0, \\ G_k &= -\frac{1}{2} \hat{\mu}_k^{1T} (\hat{\Sigma}_k^1)^{-1} \hat{\mu}_k^1 + \frac{1}{2} \hat{\mu}_k^{0T} (\hat{\Sigma}_k^0)^{-1} \hat{\mu}_k^0 - \frac{1}{2} \log \frac{|\hat{\Sigma}_k^1|}{|\hat{\Sigma}_k^0|}, \end{aligned} \quad (31)$$

and the Bayes decision with priors is

$$\psi_k(\mathbf{x}) = \begin{cases} 1, & D_k(\mathbf{x}) + \log \frac{\pi_k^1}{\pi_k^0} \geq 0, \\ 0, & \text{otherwise.} \end{cases} \quad (32)$$

In the *homoskedastic* special case  $\hat{\Sigma}_k^0 = \hat{\Sigma}_k^1 \equiv \hat{\Sigma}_k$ , the rule reduces to the (time-varying) *linear discriminant* (NSLDA):

$$\begin{aligned} w_k &= \hat{\Sigma}_k^{-1} (\hat{\mu}_k^1 - \hat{\mu}_k^0), \\ b_k &= -\frac{1}{2} (\hat{\mu}_k^{1T} \hat{\Sigma}_k^{-1} \hat{\mu}_k^1 - \hat{\mu}_k^{0T} \hat{\Sigma}_k^{-1} \hat{\mu}_k^0) + \log \frac{\pi_k^1}{\pi_k^0}, \end{aligned} \quad (33)$$

and decide class 1 iff  $w_k^T \mathbf{x} + b_k \geq 0$ . *Numerical note*: to avoid instability when inverting ill-conditioned  $\hat{\Sigma}_k^j$ , we use shrinkage  $\hat{\Sigma}_k^j \leftarrow \hat{\Sigma}_k^j + \lambda I$  if needed.

The whole process of the proposed EM-based and GMM-based nonstationary discriminants is summarized in Algorithm 1 and Algorithm 2, respectively.

## IV. NON-LINEAR STATE SPACE MODEL APPROACH

### A. Nonlinear Drift Model

We relax linearity and Gaussianity by modeling the temporal evolution of the class-conditional distributions with a general nonlinear state-space model [11]–[13], [31]. Training a separate classifier at each time point is often impractical—data

---

**Algorithm 1** EM-based Linear/Quadratic Nonstationary Discriminant Analysis
 

---

- 1: **For**  $j \in \{0, 1, \dots\}$  **do**:
    - **EM process**:
      - Initialize  $\hat{\theta}_0^j$ ; set  $n=0$ .
      - Repeat**
        - *E-step*: Run the Kalman smoother tuned to  $\hat{\theta}_n^j$  to obtain  $\{\hat{\mathbf{z}}_{k|T}^j, P_{k|T}^j\}_{k=1}^T$ .
        - *M-step*: Update  $\theta^j$  using the closed-form EM updates (21)–(24).
        - $n \leftarrow n + 1$ .
      - Until**  $\max \|\hat{\theta}_n^j - \hat{\theta}_{n-1}^j\|_\infty < \epsilon$ .
    - Set  $\hat{\theta}^j \leftarrow \hat{\theta}_n^j$ .
    - Run the KS tuned to  $\hat{\theta}^j$  and form  $\hat{\mu}_k^j = \hat{\mathbf{z}}_{k|T}^j$  and  $\hat{\Sigma}_k^j = P_{k|T}^j + \hat{R}^j$ .
  - 2: **EndFor**
  - 3: **Classification at each time**  $k = 1, \dots, T$ : Use (30)–(32); if  $\hat{\Sigma}_k^0 = \hat{\Sigma}_k^1$ , the linear NSLDA form applies.
- 

---

**Algorithm 2** GMM-based Nonstationary Linear/Quadratic Discriminant Analysis
 

---

- 1: **for**  $\hat{\theta} \in \{\hat{\theta}^{(1)}, \dots, \hat{\theta}^{(M)}\}$  **do**
  - 2:   **for**  $j \in \{0, 1\}$  **do**
  - 3:      $\mathbf{z}_{0,\hat{\theta}}^{\text{GMM},j} = \mathbf{z}_{0,\hat{\theta}}^j$ ,  $\Sigma_{0,\hat{\theta}}^{\text{GMM},j} = P_{0,\hat{\theta}}^j$
  - 4:     **for**  $k = 1, 2, \dots, T$  **do**
  - 5:        $\mathbf{z}_{k,\hat{\theta}}^{\text{GMM},j} = A_{\hat{\theta}}^j \mathbf{z}_{k-1,\hat{\theta}}^j$
  - 6:        $\Sigma_{k,\hat{\theta}}^{\text{GMM},j} = A_{\hat{\theta}}^j \Sigma_{k-1,\hat{\theta}}^{\text{GMM},j} (A_{\hat{\theta}}^j)^T + Q_{\hat{\theta}}^j + R_{\hat{\theta}}^j$
  - 7:     **end for**
  - 8:     *Hard assignment of time labels*:  $t_i^{j,\hat{\theta}} = \arg \max_{k \in \{1, \dots, T\}} \mathcal{N}(\mathbf{X}_i^j; \mathbf{z}_{k,\hat{\theta}}^{\text{GMM},j}, \Sigma_{k,\hat{\theta}}^{\text{GMM},j})$  for  $i = 1, \dots, n$
  - 9:   **end for**
  - 10:    $T^{\hat{\theta}} = \max \left( \{t_i^{0,\hat{\theta}}\}_{i=1}^n \cup \{t_i^{1,\hat{\theta}}\}_{i=1}^n \right)$
  - 11:   *KF scoring*: for  $j \in \{0, 1\}$ , run a Kalman filter tuned to  $\hat{\theta}$  with one prediction and  $n_k^j$  sequential updates at each occupied  $k$  to obtain  $\{\hat{\mathbf{z}}_{k|k,\hat{\theta}}^j, P_{k|k,\hat{\theta}}^j\}_{k=1}^{T^{\hat{\theta}}}$  and the log-likelihood  $L^j(\hat{\theta})$ .
  - 12: **end for**
  - 13: *Time labels and parameter selection (per class  $j$ )*:
 
$$\hat{\theta}^{*,j} = \arg \max_{\hat{\theta} \in \{\hat{\theta}^{(m)}\}} \{\log p(\hat{\theta}) + L^j(\hat{\theta})\}.$$
  - 14: Set  $T = T^{\hat{\theta}^{*,j}}$  and run the KS tuned to  $\hat{\theta}^{*,j}$  to get  $\{\hat{\mathbf{z}}_{k|T}^j, P_{k|T}^j\}_{k=1}^T$ , and form  $\hat{\mu}_k^j = \hat{\mathbf{z}}_{k|T}^j$ ,  $\hat{\Sigma}_k^j = P_{k|T}^j + \hat{R}^j$ .
  - 15: **Classification at each time**  $k = 1, \dots, T$ : use (30)–(32). (If an equal-covariance assumption is adopted, use the linear NSLDA form with  $\hat{\Sigma}_k \triangleq \frac{1}{2}(\hat{\Sigma}_k^0 + \hat{\Sigma}_k^1)$ .)
- 

may be scarce, missing, or noisy—so we estimate the evolving class moments by smoothing over time with sequential Monte Carlo (SMC) methods [32], [33]. We adopt a particle smoother [31], [34], [35] that we modify to accommodate multiple observations per time index, under the standard assumption that observations are conditionally independent given the latent state at that time. Once time-indexed moments are estimated, we plug them into LDA/QDA discriminants to obtain nonstationary classifiers [16]. We now formalize the nonlinear drift model.

In a multi-class nonstationary problem with  $c$  classes and  $T$  time points, we assume that the centroid of each class is a

latent variable that evolves in time according to the following nonlinear model:

$$\mathbf{z}_k^j = \mathbf{f}_k^j(\mathbf{z}_{k-1}^j, \mathbf{w}_k^j), \quad (34)$$

for  $j = 0, 1, \dots, c-1$  and  $k = 1, \dots, T$ , where  $\mathbf{f}_k^j$  is an arbitrary nonlinear function governing the evolution of class  $j$  and  $\mathbf{w}_k^j$  defines an i.i.d. transition noise process, which is independent of the  $\mathbf{z}_k^j$  process. The initial states  $\mathbf{z}_0^j$  are generated from given starting initial distributions. We assume  $\mathbf{w}_k^j$  are i.i.d. with known density and independent of  $\mathbf{v}_k, i^j$  and of the initial state  $\mathbf{z}_0^j$ . The initial states  $\mathbf{z}_0^j$  are drawn from  $p(\mathbf{z}_0^j)$ .

For notational simplicity, we partition the training data into  $c \times T$  subsamples

$$S_k^j = \{\mathbf{x}_{k,1}^j, \dots, \mathbf{x}_{k,n_k^j}^j\}, \quad (35)$$

for  $j = 0, \dots, c-1$  and  $k = 1, \dots, T$ , where  $n_k^j$  are the sample sizes for each class  $j$  at time  $k$ , adding up to the total sample size  $n$ . Nothing is assumed in this paper about the sampling mechanism; e.g., for fixed  $k$ ,  $n_k^j$  could be a random variable or a fixed experimental design parameter (future work will examine the sampling issue). The data are assumed to satisfy the following general observation model:

$$\mathbf{x}_{k,i}^j = \mathbf{h}_k^j(\mathbf{z}_k^j, \mathbf{v}_{k,i}^j), \quad (36)$$

for  $i = 1, \dots, n_k^j$ ,  $j = 0, 1, \dots, c-1$  and  $k = 1, \dots, T$ , where  $\mathbf{h}_k^j$  is an arbitrary nonlinear function mapping the latent variables to the observable data and  $\mathbf{v}_{k,i}^j$  defines an i.i.d. observation noise process, which is independent of the  $\mathbf{z}_k^j$  process.

In this paper, the ultimate goal is to develop a framework for nonstationary classification when the class-conditional distribution is represented by (34) and (36). Due to the general nonlinearity and non-Gaussianity, we use SMC-based smoothing (Section IV-B) to estimate  $\mathbf{z}_k^j$  and time-indexed moments. For clarity of exposition in Section IV-D, we specialize  $\mathbf{h}_k^j$  to an additive Gaussian form; the SMC machinery itself remains applicable to general  $\mathbf{h}_k^j$ .

### B. Particle Smoother for Nonstationary Classification Model Inference

Our goal here is to estimate the latent trajectories  $\{\mathbf{z}_k^j\}$  given all data  $S_{1:T}^j$  for each class  $j$ . We first present smoothing when the parameter vector  $\theta^j$  (governing  $\mathbf{f}_k^j, \mathbf{h}_k^j$  and the noise laws) is fixed; when some components of  $\theta^j$  are unknown we update them via a particle-EM scheme in Section IV-C. The resulting smoothed moments are used to build the time-indexed classifier in Section IV-D.

Several inference methods exist in the literature that can handle the nonlinearity and non-Gaussianity of the NSC model [33], [36]. In this paper, we propose a method that is based on the particle smoother in [34], with a suitable modification to handle multiple independent data at each time point. For each class, the smoother consists of forward and backward processes. In the forward process a particle filter algorithm is run to compute the forward particles and weights characterizing the filtering distributions. The approximate smoothed distribution is computed by running a backward process for

correcting the filtering weights [37]–[39]. We describe each of these steps next.

1) *Forward Process*: We use the auxiliary particle filter (APF) [40]. Let  $S_{1:k}^j = S_1^j \cup \dots \cup S_k^j$  be all data for class  $j$  up to time  $k$ . Given particles  $\{\tilde{\mathbf{z}}_{k-1,r}^j, w_{k-1,r}^j\}_{r=1}^N$  approximating  $p(\mathbf{z}_{k-1}^j | S_{1:k-1}^j)$ , the APF computes first-stage (look-ahead) weights

$$v_{k,r}^j \propto p(S_k^j | \nu_{k,r}^j) w_{k-1,r}^j,$$

where  $\nu_{k,r}^j$  is a deterministic characteristic of the one-step predictive, e.g., the conditional mean of  $\mathbf{z}_k^j$  given  $\tilde{\mathbf{z}}_{k-1,r}^j$ . We resample ancestor indices  $\{\zeta_{k,i}\}_{i=1}^N \sim \text{Cat}(\tilde{v}_{k,1}^j, \dots, \tilde{v}_{k,N}^j)$  and propagate

$$\tilde{\mathbf{z}}_{k,i}^j \sim q_k(\cdot | \tilde{\mathbf{z}}_{k-1,\zeta_{k,i}}^j),$$

with proposal  $q_k$ . We use the prior as proposal,  $q_k(\mathbf{z}_k^j | \tilde{\mathbf{z}}_{k-1,\zeta}^j) = p(\mathbf{z}_k^j | \tilde{\mathbf{z}}_{k-1,\zeta}^j)$ , yielding second-stage weights

$$w_{k,i}^j \propto \frac{p(S_k^j | \tilde{\mathbf{z}}_{k,i}^j)}{p(S_k^j | \nu_{k,\zeta_{k,i}}^j)} = \prod_{r=1}^{n_k^j} \frac{p(\mathbf{x}_{k,r}^j | \tilde{\mathbf{z}}_{k,i}^j)}{p(\mathbf{x}_{k,r}^j | \nu_{k,\zeta_{k,i}}^j)}.$$

We compute all products in log-space to avoid underflow and normalize the weights. Iterating for  $k = 1:T$  yields  $\{\tilde{\mathbf{z}}_{0:T,i}^j, w_{0:T,i}^j\}_{i=1}^N$ .

2) *Backward Process*: We use fixed-interval smoothing on the particle system (FFBSm). Initialize  $w_{T|i}^j \propto w_{T,i}^j$ . For  $k = T-1, \dots, 0$ , update

$$w_{k|i}^j \propto w_{k,i}^j \sum_{s=1}^N \frac{p(\tilde{\mathbf{z}}_{k+1,s}^j | \tilde{\mathbf{z}}_{k,i}^j) w_{k+1|T,s}^j}{\sum_{\ell=1}^N p(\tilde{\mathbf{z}}_{k+1,s}^j | \tilde{\mathbf{z}}_{k,\ell}^j) w_{k,\ell}^j},$$

followed by normalization over  $i = 1:N$ . This has  $O(N^2)$  cost per time  $k$ ; for very large  $N$  one may instead use backward-simulation smoothing to draw smoothed trajectories in  $O(N)$  expected time.

### C. Parameter Estimation via Particle Smoothing

The difficulty of estimating nonlinear systems is widely discussed in [26], [26], [41]–[43]. In this section, we consider some parameters  $\theta$  in Eq. (34) and Eq. (36) are unknown, then the nonlinear state space model becomes:

$$\begin{aligned} \mathbf{z}_k^j &= \mathbf{f}_k^j(\mathbf{z}_{k-1}^j, \mathbf{w}_k^j, \theta^j) \\ \mathbf{x}_{k,i}^j &= \mathbf{h}_k^j(\mathbf{z}_k^j, \mathbf{v}_{k,i}^j, \theta^j), \end{aligned} \quad (37)$$

In [43], a Maximum Likelihood framework is employed and an Expectation Maximization (EM) algorithm is derived to solve the parameter estimation problem in a general class of nonlinear dynamic systems. The EM algorithm obtains a sequence of parameter estimates  $\{\theta_{(n)}^j; n = 0, 1, \dots\}$  for class  $j$ . Given the current estimate  $\theta_{(n)}^j$ , the algorithm obtain the next estimate  $\theta_{(n+1)}^j$  in the sequence by computing (E-step) the function (see [43] for details):

$$\begin{aligned} \mathcal{Q}(\theta^j, \theta_{(n)}^j) &= \int \log p_{\theta^j}(\mathbf{z}_{0:T}^j, S_{1:T}^j) p_{\theta_{(n)}^j}(\mathbf{z}_{0:T}^j | S_{1:T}^j) d\mathbf{z}_{0:T}^j \\ &= I_1(\theta^j, \theta_{(n)}^j) + I_2(\theta^j, \theta_{(n)}^j) + I_3(\theta^j, \theta_{(n)}^j) \end{aligned} \quad (38)$$

where

$$I_1(\theta^j, \theta_{(n)}^j) = \int \log p_{\theta^j}(\mathbf{z}_0^j) p_{\theta_{(n)}^j}(\mathbf{z}_0^j | S_{1:T}^j) d\mathbf{z}_0^j, \quad (39)$$

$$I_2(\theta^j, \theta_{(n)}^j) = \sum_{k=0}^{T-1} \iint \log p_{\theta^j}(\mathbf{z}_{k+1}^j | \mathbf{z}_k^j) \quad (40)$$

$$p_{\theta_{(n)}^j}(\mathbf{z}_{k+1}^j, \mathbf{z}_k^j | S_{1:T}^j) d\mathbf{z}_k^j d\mathbf{z}_{k+1}^j, \quad (41)$$

$$I_3(\theta^j, \theta_{(n)}^j) = \sum_{k=1}^T \int \log p_{\theta^j}(S_k^j | \mathbf{z}_k^j) p_{\theta_{(n)}^j}(\mathbf{z}_k^j | S_{1:T}^j) d\mathbf{z}_k^j. \quad (42)$$

We develop our EM algorithm based on the particle smoothing shown in section IV-B, which contains forward and backward steps. Given the particles and weights  $\{\tilde{\mathbf{z}}_{k,i}^j, w_{k|i}^j\}_{i=1}^N$  obtained by running the forward backward filter tuned to parameter  $\theta_{(n)}^j$ , equations (39) can be approximated as [33], [44], [45]:

$$I_1(\theta^j, \theta_{(n)}^j) = \sum_{i=1}^N w_{1|T,i}^j \log p_{\theta^j}(\tilde{\mathbf{z}}_{1,i}^j) \quad (43)$$

$$I_2(\theta^j, \theta_{(n)}^j) = \sum_{k=1}^{T-1} \sum_{i=1}^N \sum_{s=1}^N w_{k|T,i}^j \log p_{\theta^j}(\tilde{\mathbf{z}}_{k+1,i}^j | \tilde{\mathbf{z}}_{k,i}^j) \quad (44)$$

$$I_3(\theta^j, \theta_{(n)}^j) = \sum_{k=1}^T \sum_{i=1}^N w_{k|T,i}^j \log p_{\theta^j}(S_k^j | \tilde{\mathbf{z}}_{k,i}^j) \quad (45)$$

Given  $\theta_{(n)}^j$ , we compute  $I_1, I_2, I_3$  from the smoothed particle system and maximize  $\mathcal{Q}(\theta^j, \theta_{(n)}^j)$  to obtain  $\theta_{(n+1)}^j$ . We use gradient ascent with backtracking line search and project any covariance parameters onto the PSD cone. We iterate until the relative change in  $\mathcal{Q}$  or in  $\theta^j$  falls below a threshold. Finally, we rerun the particle smoother at  $\theta^{\text{ML}}$  to report smoothed state estimates.

### D. SMC-Based Nonstationary Discriminant Analysis

The particles and weights calculated with the particle smoother in the previous section, together with the information about the observational model in (36), can be used to approximate the class-conditional densities  $p(\mathbf{x}_k | y = j)$  for each class  $j$  at each time  $k$ ,  $j = 0, 1, \dots, c-1$  and  $k = 1, \dots, T$ .

In this paper, we will assume a specific case of model (36):

$$\mathbf{x}_{k,i}^j = \mathbf{z}_k^j + \mathbf{v}_{k,i}^j, \quad (46)$$

where  $\mathbf{v}_{k,i}^j \sim \mathcal{N}(\mathbf{0}, R^j)$  is i.i.d. zero-mean Gaussian noise with known covariance matrix  $R^j$ , for  $i = 0, 1, \dots, n_k^j$ ,  $j = 0, 1, \dots, c-1$ , and  $k = 1, \dots, T$ .

From (46), the first and second moments of  $p(\mathbf{x}_k | y = j)$  are given by

$$\begin{aligned} \mathbf{z}_k^j &= E[\mathbf{x}_k | y = j] = E[\mathbf{z}_k^j] \\ \Sigma_k^j &= \Sigma_{\mathbf{z}_k}^j + R^j \end{aligned} \quad (47)$$

for  $j = 0, 1, \dots, c-1$  and  $k = 1, \dots, T$ .

Using the particles and weights  $\{\tilde{\mathbf{z}}_{k,i}^j, w_{k|T,i}^j\}_{i=1}^N$  calculated previously leads to the following approximations:

$$\hat{\mathbf{z}}_k^j = \sum_{i=1}^N \tilde{\mathbf{z}}_{k,i}^j w_{k|T,i}^j, \quad (48)$$

$$\hat{\Sigma}_k^j = \frac{N}{N-1} \sum_{i=1}^N w_{k|T,i}^j \left( \tilde{\mathbf{z}}_{k,i}^j - \hat{\mathbf{z}}_k^j \right) \left( \tilde{\mathbf{z}}_{k,i}^j - \hat{\mathbf{z}}_k^j \right)^T + R^j$$

for  $j = 0, 1, \dots, c-1$  and  $k = 1, \dots, T$ .

*Quadratic Discriminant Analysis* (QDA) [2] relies on general estimators  $\hat{\mathbf{z}}^j$  and  $\hat{\Sigma}^j$ , for  $j = 0, \dots, c-1$ , of the first and second moments of the class-conditional densities to obtain a classifier. Given the *discriminants* (from the theory of optimal classification with Gaussian class-conditional densities)

$$D_{\text{QDA}}^j(\mathbf{x}) = \log \pi^j - \frac{1}{2} \log |\hat{\Sigma}^j| - \frac{1}{2} (\mathbf{x} - \hat{\mathbf{z}}^j)^T (\hat{\Sigma}^j)^{-1} (\mathbf{x} - \hat{\mathbf{z}}^j), \quad (49)$$

where  $\pi^j = P(y = j)$  is the class prior probability or estimate of the same, the general QDA classifier is given by

$$\psi_{\text{QDA}}(\mathbf{x}) = \underset{j=0,1,\dots,c-1}{\operatorname{argmax}} D_{\text{QDA}}^j(\mathbf{x}). \quad (50)$$

On the other hand, *Linear Discriminant Analysis* (LDA) [2] is based on the discriminants:

$$D_{\text{LDA}}^j(\mathbf{x}) = \log \pi^j - \frac{1}{2} (\mathbf{x} - \hat{\mathbf{z}}^j)^T \hat{\Sigma}^{-1} (\mathbf{x} - \hat{\mathbf{z}}^j), \quad (51)$$

where the *pooled* covariance matrix estimator is given by

$$\hat{\Sigma} = \frac{\sum_{j=0}^{c-1} (n^j - 1) \hat{\Sigma}^j}{n - 2}. \quad (52)$$

The LDA classifier is then given by

$$\psi_{\text{LDA}}(\mathbf{x}) = \underset{j=0,1,\dots,c-1}{\operatorname{argmax}} D_{\text{LDA}}^j(\mathbf{x}). \quad (53)$$

The QDA and LDA decision boundaries are composed of pieces of hyperquadric surfaces and hyperplanes; see [2] for more details.

The *naive* QDA and LDA classification rules ignore the nonstationarity in the data and plug in the usual sample means and sample covariance matrices based on all the data in the previous formulas. By contrast, we are in position to define (SMC-based) nonstationary LDA and QDA (NSLDA and NSQDA, for short) classifiers at each time point  $k$ , which *also* use the entire data, but are adapted to the state of the evolving distribution at time  $k$ . This is done by defining discriminants

$$D_{\text{QDA},k}^j(\mathbf{x}) = \log \pi^j - \frac{1}{2} \log |\hat{\Sigma}_k^j| - \frac{1}{2} (\mathbf{x} - \hat{\mathbf{z}}_k^j)^T (\hat{\Sigma}_k^j)^{-1} (\mathbf{x} - \hat{\mathbf{z}}_k^j), \quad (54)$$

and

$$D_{\text{LDA},k}^j(\mathbf{x}) = \log \pi^j - \frac{1}{2} (\mathbf{x} - \hat{\mathbf{z}}_k^j)^T \hat{\Sigma}_k^{-1} (\mathbf{x} - \hat{\mathbf{z}}_k^j), \quad (55)$$

with

$$\hat{\Sigma}_k = \frac{\sum_{j=0}^{c-1} (n_k^j - 1) \hat{\Sigma}_k^j}{n_k - 2}, \quad (56)$$

and defining the classifiers

$$\begin{aligned} \psi_{\text{QDA},k}(\mathbf{x}) &= \underset{j=0,1,\dots,c-1}{\operatorname{argmax}} D_{\text{QDA},k}^j(\mathbf{x}), \\ \psi_{\text{LDA},k}(\mathbf{x}) &= \underset{j=0,1,\dots,c-1}{\operatorname{argmax}} D_{\text{LDA},k}^j(\mathbf{x}). \end{aligned} \quad (57)$$

for  $k = 1, \dots, T$ .

The entire process for the proposed SMC-based nonstationary discriminant analysis, for both the QDA and LDA cases, is summarized in Fig. 2.

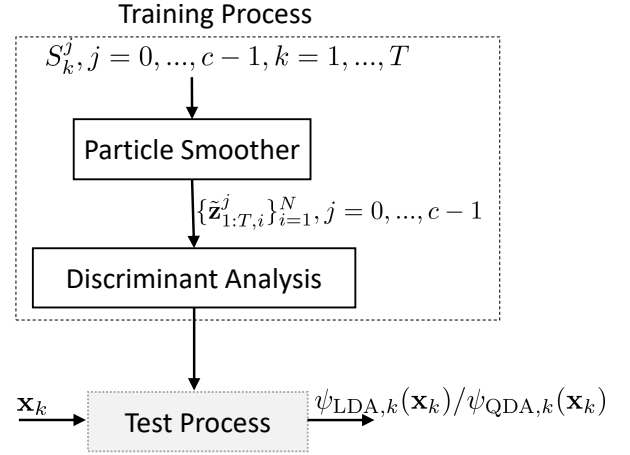


Figure 2. Proposed SMC-based Nonstationary Discriminant Analysis classification algorithm.

Parameters	Value
Total time points	$T = 4, 6, 8, 10, 12$
Sample size	$n = 20$
Dimensionality	$d = 2$
Initial means	$\mu_0^0 = \begin{bmatrix} 1.2 \\ 0.5 \end{bmatrix}, \mu_0^1 = \begin{bmatrix} 0.2 \\ 1.5 \end{bmatrix}$
Initial covariances	$P_0^0 = 0.1I_d, P_0^1 = 0.1I_d$
Evolution matrix	$A^0 = \begin{bmatrix} 1.3 & 0.2 \\ 0.9 & 0.6 \end{bmatrix}, A^1 = \begin{bmatrix} 0.9 & 0.8 \\ 1 & 0.5 \end{bmatrix}$ $C^0 = I_d, C^1 = I_d, B^0 = I_d, B^1 = I_d, D^0 = I_d, D^1 = I_d$
Noise	$Q^0 = 0.1I_d, Q^1 = 0.1I_d, R^1 = 0.2I_d, R^1 = 0.2I_d$

Table I  
PARAMETER SETTINGS FOR CASE IN V-A

## V. RESULTS AND DISCUSSION

We evaluate the proposed nonstationary discriminant analysis (NSDA) under both linear and nonlinear drift. In all experiments, classifiers are trained using all labeled data and evaluated at each target time index; reported errors are Monte Carlo averages over large synthetic test sets (1000 runs unless noted). Baselines are *time-agnostic* rules that pool observations across time [6]: (i) naive LDA and (ii) a naive RBF-SVM (for nonlinear settings). Our methods produce *time-indexed* discriminants by estimating class moments via smoothing while borrowing information across all time points.

### A. Linear Drift Experiments

We consider the linear-Gaussian model of Eqs. (10) with parameters in Table I (feature dimension  $d = 2$ ; total samples



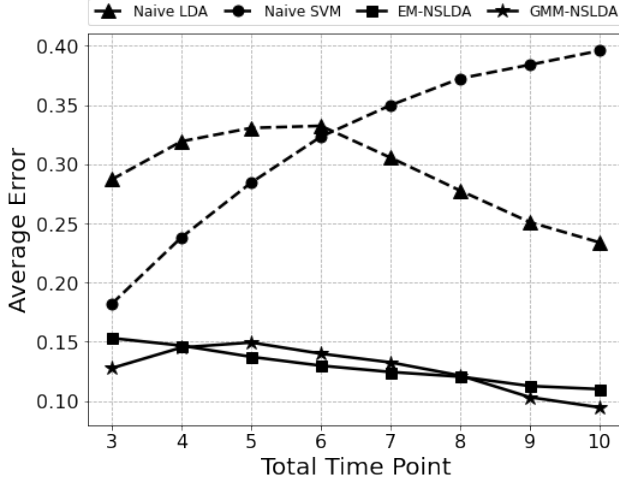


Figure 3. Linear drift: average classification error versus horizon  $T$  (1000 runs). Dashed curves are pooled baselines—naive LDA (▲) and naive RBF-SVM (●)—that ignore temporal evolution. Solid curves are NSLDA with EM-Kalman smoothing (Case One, ■) and NSLDA with GMM-Kalman smoothing (Case Two, ★). NSLDA consistently attains the lowest error, and its advantage increases with  $T$  as pooled baselines become increasingly misaligned with the drifting distributions.

$n = 20$ ; horizons  $T \in \{3, 4, 5, 6, 7, 8, 9, 10\}$ ). Two scenarios are examined. In *Case One*, the initial states and dynamics matrices  $A^j$  are unknown and are estimated via the EM-based Kalman smoother (initialized as in Table II). In *Case Two*, in addition to unknown  $z_0^j$  and  $A^j$ , the measurement time labels are unobserved; we recover both labels and parameters using the GMM-based Kalman smoother (transition noise  $Q^j$  known). In both cases, the smoothed trajectories yield time- $k$  class means and covariances for NSLDA; naive LDA estimates static moments from all pooled data.

Table II  
PARAMETER SETTINGS FOR CASE IN V-A

Parameters	Value
Initial means	$\mu_{0,\text{guess}}^0 = \begin{bmatrix} 1 \\ 1 \end{bmatrix}, \mu_{1,\text{guess}}^1 = \begin{bmatrix} 1 \\ 1 \end{bmatrix}$
Matrix $A$	$A_{\text{guess}}^0 = \begin{bmatrix} 1 & 1.5 \\ 0.8 & 1.2 \end{bmatrix}, A_{\text{guess}}^1 = \begin{bmatrix} 0.8 & 1.3 \\ 0.5 & 2 \end{bmatrix}$

*Performance.*: Figure 3 summarizes average error versus horizon. Both NSLDA variants (EM-NSLDA for Case One; GMM-NSLDA for Case Two) achieve the lowest error across all  $T$ . The gap over naive LDA widens as  $T$  increases, reflecting the growing mismatch of pooled, time-invariant rules under drift. The pooled SVM, while flexible in feature space, remains inferior because it ignores temporal structure. These trends show that accurate state estimation—either through EM parameter learning or through joint time-label recovery—directly translates into better time-indexed classification.

### B. Nonlinear Drift Experiments

We next study a two-class, two-dimensional nonlinear drift (Eq. (34)) with additive Gaussian observation noise (Eq. (46)).

Unless stated otherwise, priors are balanced,  $T = 6$ , and initial states are  $z_0^0 \sim \mathcal{N}([1, 2]^T, I_2)$  and  $z_0^1 \sim \mathcal{N}([1, 3]^T, I_2)$ . Latent trajectories are inferred with the particle smoother (Section IV-B), after which time-indexed moments are plugged into NSLDA (Section IV-D).

*Decision boundaries under data stressors.*: Figure 4 visualizes boundaries for four practically relevant conditions: (1) balanced sampling with low noise ( $R^j = 0.01I_2$ ), (2) higher noise ( $R^j = 0.1I_2$ ), (3) severe sample scarcity at a single time ( $n_4^0 = n_4^1 = 1$ ), and (4) class imbalance ( $n_k^0 = 10, n_k^1 = 3$ ). Naive LDA (dashed) underfits the nonlinear separation (Case 1), degrades markedly under higher noise (Case 2), collapses when data are missing at the target time (Case 3), and shifts toward the majority class (Case 4). In contrast, SMC-based NSLDA (solid) adapts the boundary at each time by borrowing strength across the entire trajectory, remaining stable under noise, sparsity, and imbalance.

*Average error versus horizon.*: We then compare naive LDA, naive RBF-SVM, and NSLDA over horizons  $T \in \{4, 6, 8, 10, 12\}$  with balanced sampling ( $n_k^0 = n_k^1 = 10$ ) and low noise ( $R^j = 0.01I_2$ ). Figure 5 shows that naive LDA has the highest error due to nonlinearity; naive SVM improves by allowing nonlinear boundaries yet still ignores temporal drift; NSLDA achieves the lowest error throughout by smoothing across time while targeting the decision rule to each  $k$ .

### C. Summary of Findings

Across linear and nonlinear drift, three conclusions emerge. First, *state estimation quality is paramount*: EM learning, GMM-based time-label recovery, and particle smoothing all produce accurate trajectories whose moments yield strong discriminants. Second, *borrowing strength across time* makes the method robust to noise, missing data at specific times, and substantial class imbalance. Third, *time-indexed classification dominates pooled baselines*: even a flexible pooled SVM underperforms a well-estimated, time-specific discriminant that respects temporal dynamics. Together, these results demonstrate that a state-space view of discriminant analysis delivers consistent accuracy gains under temporal distribution shift without resorting to ad-hoc windowing or threshold heuristics.

## VI. CONCLUSION

We presented a state-space approach to nonstationary discriminant analysis. In the linear-Gaussian setting, we addressed incomplete knowledge by combining EM-based Kalman smoothing (with unknown initial states and dynamics) with a GMM-Kalman procedure that also recovers missing time labels. For general nonlinear or non-Gaussian drift, we developed an SMC smoothing framework (with particle-EM when parameters are unknown) to estimate time-indexed class moments. Plugging these smoothed moments into standard LDA/QDA yields *time-targeted* discriminants that use all observations while adapting the decision rule to any prediction time. Simulations demonstrate consistent error reductions relative to pooled, time-agnostic baselines (naive LDA and a nonlinear SVM) and show robustness to noise, missing or

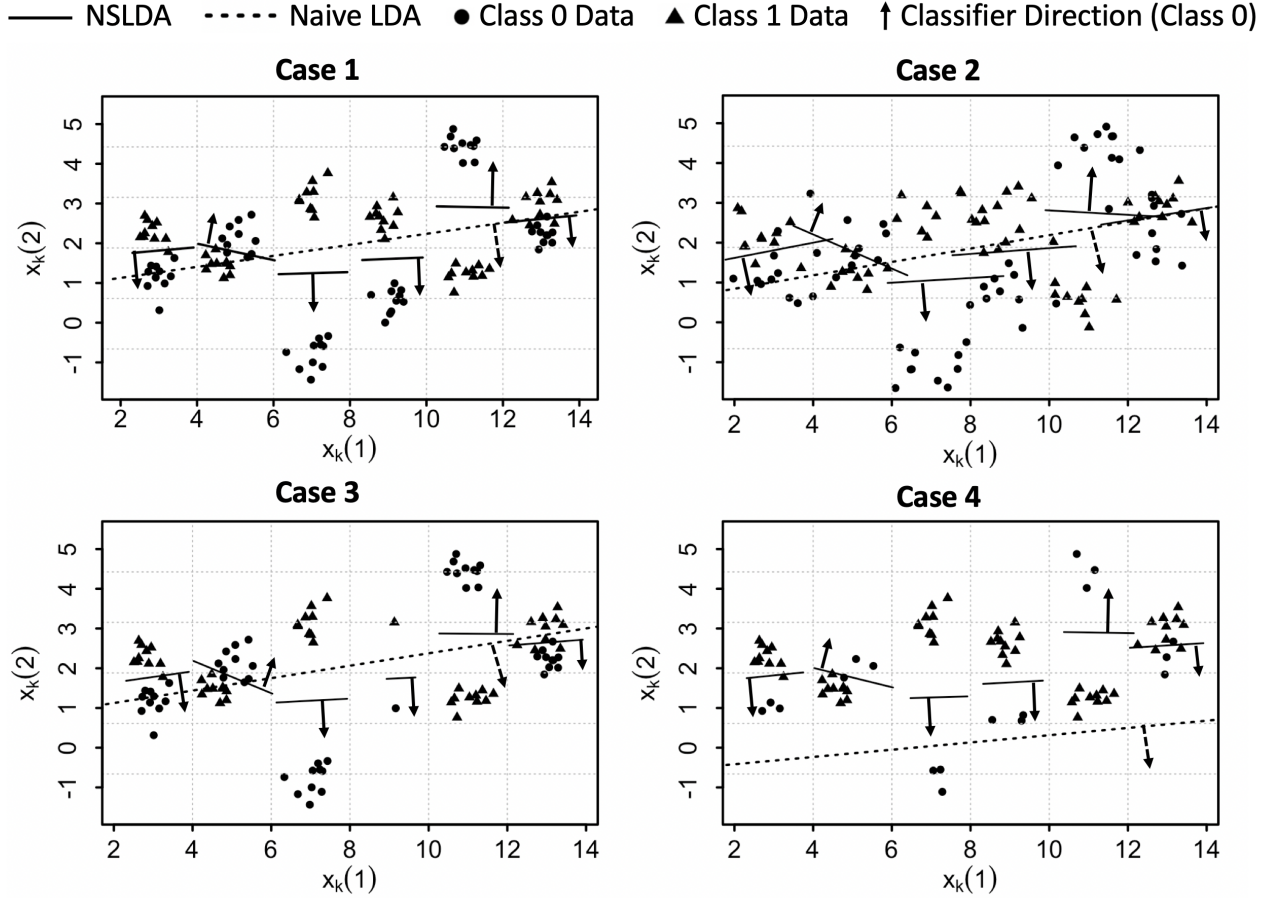


Figure 4. Nonlinear drift (time-indexed boundaries). Naive LDA (dashed) pools across time and produces misaligned or biased boundaries under: (1) nonlinear separation, (2) higher noise, (3) missing data at  $k=4$ , and (4) class imbalance. SMC-based NSLDA (solid) uses smoothed state estimates to tailor a boundary at each time index, yielding stable and well-aligned separation across all stressors (arrows indicate Class 0 direction).

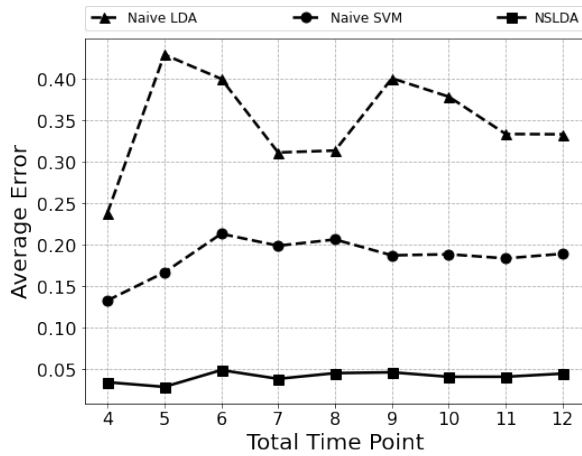


Figure 5. Nonlinear drift: average misclassification error versus horizon  $T$  (1000 runs, balanced sampling, low noise). Pooled baselines—naive LDA (▲) and naive RBF-SVM (●)—ignore temporal evolution and incur higher error. NSLDA (solid ■) leverages smoothing to produce time-indexed discriminants and maintains the lowest error across all horizons.

uncertain timestamps, and class imbalance—without ad-hoc windowing.

Future work includes establishing risk guarantees for the time-indexed classifiers (e.g., excess-risk bounds from

smoothed-moment error), identifiability and convergence conditions for the EM/particle-EM procedures, and guidance on regularization for small-sample regimes. In addition, on the computational side, the methodology might benefit from faster smoothers (e.g., Rao-Blackwellization, parallel SMC, backward-simulation variants) and automatic model selection for drift dynamics and observation noise. Extensions to richer class models (time-varying covariances or mixtures), semi-supervised label-time recovery, and applications on real, large-scale datasets are also promising directions.

## REFERENCES

- [1] L. Devroye, L. Györfi, and G. Lugosi, *A Probabilistic Theory of Pattern Recognition*. New York: Springer, 1996.
- [2] R. Duda and P. Hart, *Pattern Classification*, 2nd ed. New York: John Wiley & Sons, 2001.
- [3] C. Bishop, *Neural Networks for Pattern Recognition*. New York: Oxford University Press, 1995.
- [4] J. Lu, A. Liu, F. Dong, F. Gu, J. Gama, and G. Zhang, “Learning under concept drift: A review,” *IEEE Transactions on Knowledge and Data Engineering*, vol. 31, no. 12, pp. 2346–2363, 2019.
- [5] M. Sugiyama and M. Kawanabe, *Machine learning in non-stationary environments: Introduction to covariate shift adaptation*. MIT press, 2012.
- [6] Á. Gama, J. Sebastião, P. P. Rodrigues, R. Gama, J. Gonçalves, A. Bifet, I. Žliobaitė, and M. Pechenizkiy, “A survey on concept drift adaptation,” *ACM Computing Surveys*, vol. 46, no. 4, pp. 44:1–44:37, 2014.

- [7] V. M. de Souza, R. M. Gomes, Y. Y. Shmueli, and G. E. A. P. A. Batista, "Online LDA for data streams under concept drift," in *Machine Learning and Knowledge Discovery in Databases (ECML PKDD 2019)*, ser. Lecture Notes in Computer Science, vol. 11906. Springer, 2019, pp. 493–509.
- [8] G. Ditzler, M. Roveri, C. Alippi, and R. Polikar, "Learning in non-stationary environments: A survey," *IEEE Computational Intelligence Magazine*, vol. 10, no. 4, pp. 12–25, 2015.
- [9] P. W. Koh, S. Sagawa, H. Marklund, S. M. Xie, M. Zhang, A. Balsubramani, W. Hu, M. Yasunaga, R. L. Phillips, I. Gao, T. Lee, E. David, I. Stavness, W. Guo, B. A. Earnshaw, I. Sadiq, K.-W. Chang, M. Goldszmidt, A. Kundaje, E. Pierson, S. Levine, C. Finn, and P. Liang, "Wilds: A benchmark of in-the-wild distribution shifts," in *Proceedings of the 38th International Conference on Machine Learning (ICML)*, vol. 139, 2021, pp. 5637–5664.
- [10] H. Yao, C. Choi, B. Cao, Y. Lee, P. W. Koh, and C. Finn, "Wild-time: A benchmark of in-the-wild distribution shift over time," in *NeurIPS Datasets and Benchmarks Track*, 2022.
- [11] A. Doucet, N. de Freitas, and N. Gordon, Eds., *Sequential Monte Carlo Methods in Practice*. New York: Springer, 2001.
- [12] A. Doucet and A. M. Johansen, "A tutorial on particle filtering and smoothing: Fifteen years later," in *The Oxford Handbook of Nonlinear Filtering*, D. Crisan and B. Rozovskii, Eds. Oxford University Press, 2011, pp. 656–704.
- [13] P. D. Moral, *Feynman–Kac Formulae: Genealogical and Interacting Particle Systems with Applications*. New York: Springer, 2004.
- [14] J. Durbin and S. J. Koopman, *Time Series Analysis by State Space Methods*, 2nd ed. Oxford: Oxford University Press, 2012.
- [15] S. Särkkä and L. Svensson, *Bayesian Filtering and Smoothing*, 2nd ed., ser. Institute of Mathematical Statistics Textbooks. Cambridge: Cambridge University Press, 2023, no. 17.
- [16] R. O. Duda, P. E. Hart, and D. G. Stork, *Pattern Classification*, 2nd ed. New York: Wiley, 2001.
- [17] S. Särkkä, *Bayesian Filtering and Smoothing*. Cambridge: Cambridge University Press, 2013.
- [18] U. Braga-Neto, *Fundamentals of Pattern Recognition and Machine Learning*. Springer, 2020.
- [19] D. Willner, C. Chang, and K. Dunn, "Kalman filter algorithms for a multi-sensor system," in *1976 IEEE conference on decision and control including the 15th symposium on adaptive processes*. IEEE, 1976, pp. 570–574.
- [20] S. S. Haykin *et al.*, *Kalman filtering and neural networks*. Wiley Online Library, 2001.
- [21] Z. Ghahramani and G. E. Hinton, "Parameter estimation for linear dynamical systems," Technical Report CRG-TR-96-2, University of Toronto, Dept. of Computer Science, Tech. Rep., 1996.
- [22] V. Digalakis, J. R. Rohlicek, and M. Ostendorf, "ML estimation of a stochastic linear system with the em algorithm and its application to speech recognition," *IEEE Transactions on speech and audio processing*, vol. 1, no. 4, pp. 431–442, 1993.
- [23] A. P. Dempster, N. M. Laird, and D. B. Rubin, "Maximum likelihood from incomplete data via the EM algorithm," *Journal of the Royal Statistical Society: Series B*, vol. 39, no. 1, pp. 1–38, 1977.
- [24] R. H. Shumway and D. S. Stoffer, "An approach to time series smoothing and forecasting using the EM algorithm," *Journal of Time Series Analysis*, vol. 3, no. 4, pp. 253–264, 1982.
- [25] L. Ljung, *System Identification: Theory for the User*, 2nd ed. Upper Saddle River, NJ: Prentice Hall, 1999.
- [26] —, "Perspectives on system identification," *Annual Reviews in Control*, vol. 34, no. 1, pp. 1–12, 2010.
- [27] C. A. Bouman, M. Shapiro, G. Cook, C. B. Atkins, and H. Cheng, "Cluster: An unsupervised algorithm for modeling gaussian mixtures."
- [28] O. Cappé, E. Moulines, and T. Rydén, *Inference in Hidden Markov Models*. New York: Springer, 2005.
- [29] R. H. Shumway and D. S. Stoffer, *Time series analysis and its applications: with R examples*. Springer, 2017.
- [30] —, "An approach to time series smoothing and forecasting using the em algorithm," *Journal of time series analysis*, vol. 3, no. 4, pp. 253–264, 1982.
- [31] C. Naesseth, F. Lindsten, and T. B. Schön, "Elements of sequential monte carlo," *Foundations and Trends in Machine Learning*, vol. 12, no. 3–4, pp. 307–392, 2019.
- [32] D. Arnaud, N. de Freitas, and N. Gordon, *Sequential Monte Carlo methods in practice*. New York: Springer Science+ Business Media, Inc. LLC, 2001.
- [33] N. Kantas, A. Doucet, S. S. Singh, J. Maciejowski, N. Chopin *et al.*, "On particle methods for parameter estimation in state-space models," *Statistical science*, vol. 30, no. 3, pp. 328–351, 2015.
- [34] M. Hürzeler and H. R. Künsch, "Monte Carlo approximations for general state-space models," *Journal of Computational and graphical Statistics*, vol. 7, no. 2, pp. 175–193, 1998.
- [35] R. Douc, É. Moulines, and J. Olsson, "Sequential monte carlo smoothing for general state space hidden Markov models," *The Annals of Applied Probability*, vol. 21, no. 6, pp. 2109–2145, 2011.
- [36] G. Kitagawa, "Monte carlo filter and smoother for non-gaussian nonlinear state space models," *Journal of Computational and Graphical Statistics*, vol. 5, no. 1, pp. 1–25, 1996.
- [37] S. J. Godsill, A. Doucet, and M. West, "Monte carlo smoothing for nonlinear time series," *Journal of the American Statistical Association*, vol. 99, no. 465, pp. 156–168, 2004.
- [38] M. Briers, A. Doucet, and S. Maskell, "Smoothing algorithms for state-space models," *Annals of the Institute of Statistical Mathematics*, vol. 62, no. 1, pp. 61–89, 2010.
- [39] P. Fearnhead, R. K. Wyncoll, and J. A. Tawn, "A sequential smoothing algorithm with linear computational cost," *Biometrika*, vol. 97, no. 2, pp. 447–464, 2010.
- [40] M. K. Pitt and N. Shephard, "Filtering via simulation: Auxiliary particle filters," *Journal of the American Statistical Association*, vol. 94, no. 446, pp. 590–599, 1999.
- [41] L. Ljung, "Bode lecture: Challenges of nonlinear system identification," in *Proceedings of the IEEE Conference on Decision and Control*, 2003.
- [42] M. Imani and U. M. Braga-Neto, "Maximum-likelihood adaptive filter for partially observed boolean dynamical systems," *IEEE Transactions on Signal Processing*, vol. 65, no. 2, pp. 359–371, 2017.
- [43] T. B. Schön, A. Wills, and B. Ninness, "System identification of nonlinear state-space models," *Automatica*, vol. 47, no. 1, pp. 39–49, 2011.
- [44] J. Olsson, R. Douc, É. Moulines, R. C. Crépeau, and O. Cappé, "Sequential monte carlo smoothing with application to parameter estimation in nonlinear state space models," *Bernoulli*, vol. 14, no. 1, pp. 155–179, 2008.
- [45] C. Andrieu, A. Doucet, and R. Holenstein, "Particle Markov chain Monte Carlo methods," *Journal of the Royal Statistical Society: Series B (Statistical Methodology)*, vol. 72, no. 3, pp. 269–342, 2010.