

Characterizing and Recognizing Twistedness

Oswin Aichholzer ✉ 

Graz University of Technology, Austria

Alfredo García 

Departamento de Métodos Estadísticos and IUMA, University of Zaragoza, Spain

Javier Tejel ✉ 

Departamento de Métodos Estadísticos and IUMA, University of Zaragoza, Spain

Birgit Vogtenhuber ✉ 

Graz University of Technology, Austria

Alexandra Weinberger ✉ 

FernUniversität in Hagen, Germany

Abstract

In a simple drawing of a graph, any two edges intersect in at most one point (either a common endpoint or a proper crossing). A simple drawing is *generalized twisted* if it fulfills certain rather specific constraints on how the edges are drawn. An abstract rotation system of a graph assigns to each vertex a cyclic order of its incident edges. A realizable rotation system is one that admits a simple drawing such that at each vertex, the edges emanate in that cyclic order, and a generalized twisted rotation system can be realized as a generalized twisted drawing. Generalized twisted drawings have initially been introduced to obtain improved bounds on the size of plane substructures in any simple drawing of K_n . They have since gained independent interest due to their surprising properties. However, the definition of generalized twisted drawings is very geometric and drawing-specific.

In this paper, we develop characterizations of generalized twisted drawings that enable a purely combinatorial view on these drawings and lead to efficient recognition algorithms. Concretely, we show that for any $n \geq 7$, an abstract rotation system of K_n is generalized twisted if and only if all subrotation systems induced by five vertices are generalized twisted. This implies a drawing-independent and concise characterization of generalized twistedness. Besides, the result yields a simple $O(n^5)$ -time algorithm to decide whether an abstract rotation system is generalized twisted and sheds new light on the structural features of simple drawings. We further develop a characterization via the rotations of a pair of vertices in a drawing, which we then use to derive an $O(n^2)$ -time algorithm to decide whether a realizable rotation system is generalized twisted.

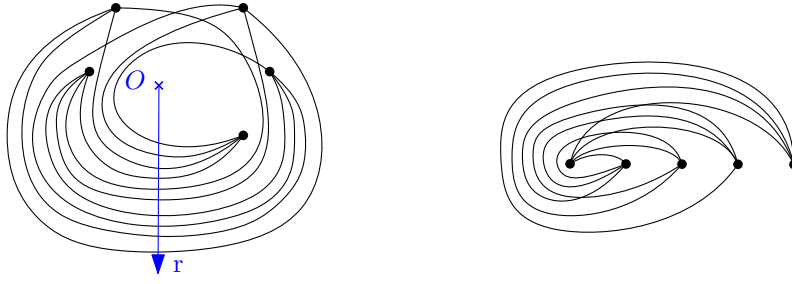
2012 ACM Subject Classification Mathematics of computing → Combinatorics; Mathematics of computing → Graph theory

Keywords and phrases generalized twisted drawings, simple drawings, rotation systems, recognition, combinatorial characterization, efficient algorithms

Funding *Javier Tejel*: Partially supported by project E41-23R, funded by Gobierno de Aragón, and project PID2023-150725NB-I00, funded by MICIU/AEI/10.13039/501100011033.

1 Introduction

Simple drawings are drawings of graphs in which the vertices are drawn as distinct points in the plane, the edges are drawn as Jordan arcs connecting their end-vertices without passing through other vertices, and each pair of edges share at most one point (a proper crossing or a common endpoint). We consider two simple drawings the same if they are strongly isomorphic, that is, if there is a homeomorphism of the plane transforming one drawing into the other. In this work we focus on simple drawings of K_n . Unless explicitly stated otherwise, all considered drawings are of K_n and simple. A simple drawing D is *generalized twisted* if it is strongly isomorphic to a simple drawing in which there is a point O such that



■ **Figure 1** Two realizations of the generalized twisted rotation system of K_5 . Left: Generalized twisted drawing where the origin O and ray r are depicted. Right: The classical twisted drawing.

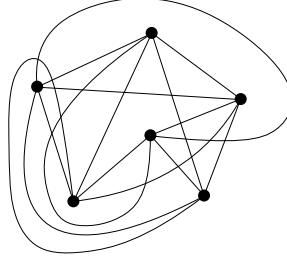
each ray emanating from O crosses each edge of D at most once and there exists a ray r emanating from O such that all edges of D cross r . For an example see Figure 1(left), which has been reproduced from [15].

Generalized twisted drawings have been used to find plane substructures in all simple drawings of K_n : The currently best bounds on the size of the largest plane matching and longest plane cycle and path in any simple drawing of K_n have been obtained via generalized twisted drawings [5]. Moreover, generalized twisted drawings are the largest class of drawings for which it has been shown that each drawing has exactly $2n - 4$ empty triangles [14, 15], which is conjectured to be the minimum over all simple drawings [6]. There are several more interesting properties of generalized twisted drawings that have been shown already [4, 5, 15]. For example, all generalized twisted drawings contain plane cycles of length at least $n - 1$ [5].

Despite the usefulness of generalized twisted drawings, their definition is very geometrical and drawing-specific. In this paper, we obtain combinatorial characterizations that no longer depend on the specific drawing, which ease the work with them and also allow for efficient recognition. Note that ad hoc it is not clear that such a combinatorial characterization needs to exist. The study of special classes of simple drawings [3, 11, 12, 13] and their combinatorial characterizations [8, 9, 10, 22, 23] has a strong tradition in the research of simple drawings and contributes significantly to the understanding simple drawings in general.

A widely used combinatorial abstraction of drawings are rotation systems. The *rotation of a vertex* in a drawing is the cyclic order of its incident edges. The *rotation system of a simple drawing* is the collection of the rotations of all vertices. Rotation systems are especially useful for describing simple drawings of complete graphs, since two simple drawings of K_n have the same crossing edge pairs if and only if they have the same or inverse rotation system [7, 16, 17, 19]. Rotation systems of graphs can also be considered without a concrete drawing. An *abstract rotation system* of a graph G gives, for every vertex of G , a cyclic order of its adjacent vertices. An abstract rotation system is called *realizable* if there exists a simple drawing with that rotation system. For abstract rotation systems of complete graphs, realizability can be checked in polynomial time. Specifically, an abstract rotation system of K_n is realizable if and only if every subrotation system induced by five vertices is realizable. This follows from a combinatorial characterization via subrotation systems of size six [20, Theorem 1.1.] together with a complete enumeration of all realizable rotation systems of K_n for $n \leq 9$ [2].

In this work, we use rotation systems to characterize generalized twisted drawings. An abstract rotation system of a graph is *generalized twisted* if there is a generalized twisted drawing realizing this rotation system. As our first main result, we show that generalized twisted rotation systems of K_n can also be characterized via subrotation systems of size five.



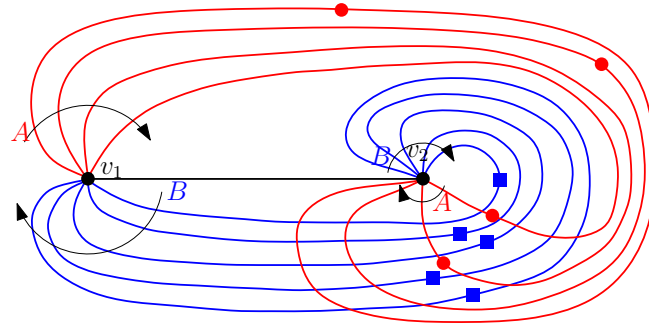
■ **Figure 2** A simple drawing of K_6 whose rotation system is not generalized twisted, even though all subrotation systems on five vertices are.

The main benefit of this result is to have a drawing-independent (and concise) characterization of generalized twistedness. The substructures to be considered are of constant size and straightforward to be checked, which improves the insight into generalized twisted drawings.

► **Theorem 1.** *Let R be an abstract rotation system of K_n with $n \geq 7$. Then R is generalized twisted if and only if every subrotation system induced by five vertices is generalized twisted.*

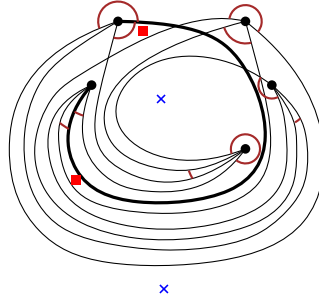
This characterization of generalized twisted rotation systems nicely complements the characterization of all realizable simple drawings in general, which can also be done by considering subrotation systems of size five [2, 20]. Per se, such characterizations of bounded complexity do not always need to exist. For example, if the combinatorics of an (abstract) set of points is given by their triple orientations – so-called abstract order types – no simple characterization to decide their realizability as a point set in the plane can exist, as this decision problem is known to be $\exists\mathbb{R}$ -complete; see the recent survey [24] for details.

The main part of Theorem 1 is the “if” part. The “only-if” part follows from the fact that subdrawings of generalized twisted drawings are generalized twisted by definition. As mentioned in the article introducing generalized twisted drawings [4], there is exactly one generalized twisted rotation system T_5 of K_5 , namely, the one of the *twisted* drawing [18, 21] of K_5 , which gave rise to the name “generalized twisted”; see Figure 1(right) for an illustration as in [21]. We remark that Theorem 1 cannot be extended to $n \leq 6$. Figure 2 depicts a drawing from [4], where it has been shown that the rotation system of this drawing is not generalized twisted, although all its subrotation systems are (generalized) twisted.



■ **Figure 3** Illustration of Theorem 2: Possible rotations of v_1 and v_2 . The vertices of partition set A are drawn as red disks and the vertices of partition set B as blue squares.

Our second main result is a characterization of generalized twisted drawings via rotation systems and crossings as stated in Theorem 2 below and depicted on an example in Figure 3.



■ **Figure 4** A realization of the generalized twisted rotation system T_5 of K_5 . The pairs of antipodal vi-cells are marked with red squares and blue crosses, the maximum crossing edge is bold, and empty triangles are indicated by (brown) circular arcs.

► **Theorem 2.** *Let R be the rotation system of a simple drawing D of K_n and let V be the set of vertices of D . Then R is generalized twisted if and only if there exist two vertices v_1 and v_2 in V and a bipartition $A \cup B$ of the vertices in $V \setminus \{v_1, v_2\}$, where some of A or B can be empty, such that:*

- (i) *For every pair of vertices a and a' in A , the edge aa' crosses v_1v_2 .*
- (ii) *For every pair of vertices b and b' in B , the edge bb' crosses v_1v_2 .*
- (iii) *For every vertex $a \in A$ and every vertex $b \in B$, the edge ab does not cross v_1v_2 .*
- (iv) *Beginning at v_2 , in the rotation of v_1 , all vertices in B appear before all vertices in A .*
- (v) *Beginning at v_1 , in the rotation of v_2 , all vertices in B appear before all vertices in A .*

The main implication of Theorem 2 is that it leads to fast algorithms for recognizing generalized twisted rotation systems. If it is already known that a rotation system is realizable (which needs $O(n^5)$ time to be checked [2, 20]), we can even use it to obtain a quadratic time recognition algorithm.

► **Theorem 3.** *Let R be an abstract rotation system of K_n . Then it can be decided in $O(n^5)$ time whether R is generalized twisted. If R is known to be realizable, then deciding whether it is also generalized twisted can be done in $O(n^2)$ time.*

Outline. We start by introducing some notation and showing first properties in Section 2. Sections 3 and 4 are devoted to proving the two characterizations, Theorem 1 and Theorem 2, respectively. In Section 5, we prove Theorem 3 by providing the algorithms. We conclude in Section 6 with some open questions.

The majority of the proofs are deferred to the appendix.

2 Preliminaries

Given a simple drawing D , the *star at v* , denoted by $S(v)$, is the set of edges incident to v in D . For a set V of vertices of D , we denote by $D \setminus V$ the drawing D without the vertices in V and without all edges incident to a vertex in V . A *triangle* Δ in D is the simple closed curve formed by three vertices and the three edges connecting them. Every triangle partitions the plane and hence D into two regions which we call the *sides* of Δ . The whole drawing D partitions the plane into regions called *cells*.

In our proofs, we heavily rely on antipodal vi-cells, empty star triangles, and maximum crossing edges, all of which we describe in the following paragraphs.

Antipodal vi-cells. A cell that is incident to a vertex (that is, has the vertex on its boundary) is called vertex-incident cell or *vi-cell*. We observe that if there is a vi-cell at v containing the initial parts of vu and vw in one drawing of a rotation system, then vu and vw are neighboring in the rotation of v . Since the latter property depends only on the rotation system of the drawing, there is a vi-cell at v in every drawing of this rotation system with initial parts of vu and vw on the boundary. Note that the remainder of the boundary of the vi-cell is not necessarily identical across different drawings of the rotation system. Two cells are *antipodal* if for every triangle, the two cells are on different sides. A vi-cell that is antipodal to some other vi-cell is called a *via-cell*. (In Figure 4, the two pairs of via-cells are marked.) Since the set of crossing edge pairs determines the rotation system and vice versa [17, 19], also the existence of via-cells is a property of the rotation system. A vertex incident to a via-cell is called a *via-vertex*.

We will need the following known theorem [4, Theorem 15]¹.

► **Theorem 4** ([4]). *The rotation system of a simple drawing D of K_n is generalized twisted if and only if D contains a pair of antipodal vi-cells.*

Note that the characterization in Theorem 4 implies that a rotation system is generalized twisted if and only if *all its realizations as simple drawings* contain a pair of antipodal vi-cells.

Empty star triangles. A triangle Δ with vertices x, y and z is a *star triangle* at x if the star $S(x)$ does not cross the edge yz ; it is *empty* if one side of Δ contains no vertices of $D \setminus \Delta$ (and hence the other side contains all of them). (In Figure 4, each circular arc between two edges at a vertex indicates that the triangle containing those two edges is an empty star triangle at that vertex.) We call two star triangles at x *adjacent* if they are both incident to some edge xy and span disjoint angles at x . We will use the following results on empty star triangles in simple and generalized twisted drawings.

► **Lemma 5** ([6]). *Let v be a vertex of a simple drawing D of K_n . Then D contains at least two empty star triangles at v . If vxy is a star triangle at v then it is empty if and only if the vertices x and y are consecutive in the rotation of v .*

► **Lemma 6** ([15]). *Let D be a generalized twisted drawing of K_n and let v be a vertex of D . Then there are exactly two empty star triangles at v . If (C_1, C_2) is a pair of antipodal vi-cells in D , then one of the two empty star triangles at v contains C_1 on the empty side and the other triangle contains C_2 on the empty side.*

Maximum crossing edges. An edge v_1v_2 is *maximum crossing* if v_1v_2 crosses every edge not in $S(v_1) \cup S(v_2)$. (For example, the bold edge in Figure 4 is maximum crossing.) Any simple drawing has at most one maximum crossing edge, as the following lemma states.

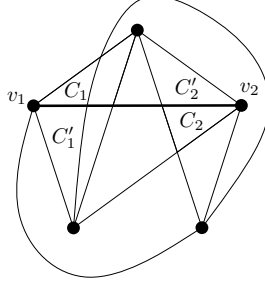
► **Lemma 7.** *Any simple drawing of K_n with $n \geq 5$ has at most one maximum crossing edge.*

Lemma 7 holds for $n = 5$ because none of the five simple drawings of K_5 (up to strong isomorphism) [6] contains more than one maximum crossing edge. Using this fact, the lemma can be proven for $n > 5$ by contradiction, assuming that a simple drawing contains several maximum crossing edges.

We next observe in Lemma 8 that maximum crossing edges imply generalized twisted rotation systems. Figure 5 illustrates the lemma.

¹ The original formulation uses drawings and weak isomorphism. Our formulation is equivalent due to the equivalence of rotation systems and weak isomorphism [17, 19].

► **Lemma 8.** *Let D be a simple drawing of K_n that has a maximum crossing edge, v_1v_2 . Let C_1 and C'_1 be the two cells incident to v_1 along the edge v_1v_2 and let C_2 and C'_2 be the two cells incident to v_2 along the edge v_1v_2 such that when going along the edge from v_1 to v_2 , the cell C_1 is on the other side of v_1v_2 than the cell C_2 (and consequently C'_1 is on the other side of v_1v_2 than C'_2). Then D is generalized twisted and (C_1, C_2) and (C'_1, C'_2) are two pairs of antipodal vi-cells.*



■ **Figure 5** A maximum crossing edge v_1v_2 (in bold) and the two pairs, (C_1, C_2) and (C'_1, C'_2) , of antipodal vi-cells.

Lemma 8 can be shown by taking an arbitrary triangle of the generalized twisted drawing and considering where the cells adjacent to the edge v_1v_2 and its endpoints must lie with respect to this triangle in order to allow the edge v_1v_2 to cross all non-adjacent edges.

3 Characterization via subrotation systems induced by five vertices

In this section, we prove Theorem 1 by induction. To this end, we use the following theorem, whose proof we sketch in Section 3.1.

► **Theorem 9.** *Let R be an abstract rotation system of K_n with $n \geq 12$ such that every induced subrotation system on at most $n - 1$ vertices is generalized twisted. Then R is generalized twisted.*

Proof of Theorem 1. By definition, if R is generalized twisted, then any subrotation system induced by five vertices is generalized twisted. We prove the converse: if every subrotation system induced by five vertices is generalized twisted, then R is generalized twisted.

For $7 \leq n \leq 11$, the theorem is verified by computer. Following the lines of [1, 5], we compute all generalized twisted rotation systems of K_n for n up to 15 in the following way. First, we use the method of [2] to generate all realizable rotation systems, but discard those with subrotation systems induced by five vertices different to T_5 , thus computing all candidate rotation systems for generalized twisted drawings. In each candidate rotation system, we then search for a pair of antipodal vi-cells. By Theorem 4, this identifies all generalized twisted rotation systems. Any rotation system contradicting Theorem 1 does not have antipodal vi-cells. The computational results give only one rotation system of size $n = 6$ (drawn in Figure 2) that is not generalized twisted.

For $n \geq 12$, we use induction. Every induced subrotation system of R on at most $n - 1$ vertices is generalized twisted by induction. Thus, R is generalized twisted by Theorem 9. ◀

3.1 Proof sketch of Theorem 9

Let R be as in Theorem 9 and let D be a realization of R , which exists since any abstract rotation system of K_n is realizable if all subrotation systems induced by five vertices are [2, 20].

Since each induced and proper subdrawing of D has a generalized twisted rotation system, it also has a pair of antipodal vi-cells by Theorem 4. We use this to show that also D has such a pair and thus, by Theorem 4, R is generalized twisted. The idea is to locate antipodal vi-cells of D using those in its induced subdrawings and empty triangles. The following lemma can be shown using Lemma 5 (for a lower bound) and Lemma 6 (for an upper bound).

► **Lemma 10.** *Let D be a drawing of K_n with $n \geq 5$ such that every induced and proper subdrawing has a generalized twisted rotation system. Then at any vertex of D , there are exactly two empty star triangles.*

We separately consider the case where D contains a vertex u with two adjacent empty star triangles at u and the case that there is no such vertex.

Case 1: Two adjacent empty star triangles at a vertex u

This is the easy case. We first show the following lemma on generalized twisted rotation systems of K_n . Its proof is based on considering two adjacent empty star triangles at a vertex v_1 and analyzing all possibilities of how to extend these triangles to a drawing of T_5 and then to a drawing of K_6 with a generalized twisted rotation system.

► **Lemma 11.** *Let v_1 and v_2 be two vertices of a simple drawing of K_n with generalized twisted rotation system such that the two empty star triangles at vertex v_1 are sharing the edge v_1v_2 . Then the following properties hold.*

1. *The edge v_1v_2 is maximum crossing.*
2. *The two empty star triangles at v_1 are also empty star triangles at v_2 .*
3. *For each of the two empty star triangles at v_1 , the vertices v_1 and v_2 are adjacent in the rotation of the third vertex of the triangle in such a way that all edges emanate from the third vertex in the empty side of the triangle.*

Then we consider the drawing D and the two adjacent empty star triangles at u in D . As every proper subdrawing of D has a generalized twisted rotation system, Lemma 11 implies that the edge shared by the two adjacent empty star triangles at u is maximum crossing. Thus, the rotation system of D is generalized twisted by Lemma 8.

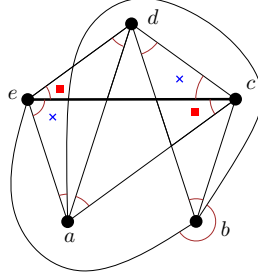
Case 2: No vertex with two adjacent empty star triangles.

This is the involved case. Let v_1 be an arbitrary vertex of D and let $\Delta_1 = v_1u_1u'_1$ and $\Delta_2 = v_1u_2u'_2$ be the (nonadjacent) empty star triangles at v_1 . Our goal is to show that using vi-cells of some induced and proper subdrawings of D , we can find a pair (C_1, C_2) of vi-cells in D such that C_1 lies in Δ_1 and C_2 in Δ_2 , and prove that C_1 and C_2 are antipodal.

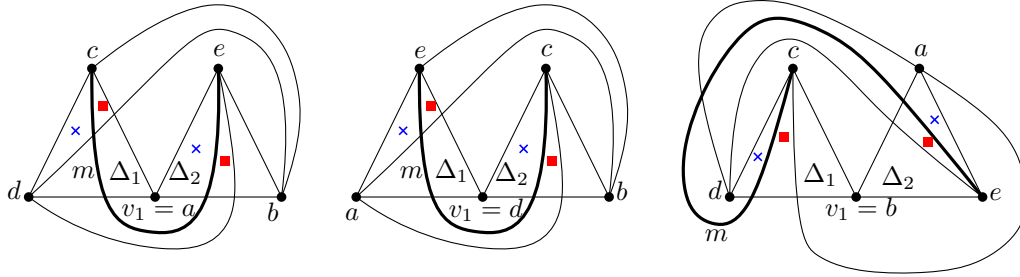
Let V_0 be the set of vertices of Δ_1 and Δ_2 , and let D_0 be the subdrawing induced by V_0 . Since the rotation system of D_0 is generalized twisted and has only five vertices, we have all the information about that drawing. This includes in particular the maximum crossing edge of D_0 , which we denote by m , the two pairs of antipodal vi-cells of D_0 , and the empty star triangles. As Δ_1 and Δ_2 are not adjacent, v_1 is one of the vertices $\{a, b, d\}$ in Figure 6.

Observe that the vertices a and d behave analogously to each other while vertex b behaves differently (see Figure 7). We argue via the triangles Δ_1 and Δ_2 separately but simultaneously, because we will consider only one triangle but require that the other triangle has the same properties. We sketch the case where v_1 is a or d and focus mostly on Δ_1 . The properties for Δ_2 can be shown analogously and the case of v_1 behaving like b then follows immediately.

For identifying all pairs of antipodal vi-cells in subdrawings of D , we state in Lemma 12 properties of simple drawings with more than one such pair.



■ **Figure 6** A drawing of the unique generalized twisted rotation system T_5 of K_5 , which is strongly isomorphic to the one in Figure 1, but redrawn to make empty star triangles and the relevant cells more visible. Empty star triangles at a vertex are marked with brown arcs at the angle that spans the triangle. The two pairs of antipodal vi-cells are marked with red squares and blue crosses.



■ **Figure 7** Three drawings realizing T_5 in such a way that v_1 is drawn in the center. The underlying unlabeled drawings are strongly isomorphic. The labels correspond to those in Figure 6 with $v_1 = a$ (left), $v_1 = d$ (middle), or $v_1 = b$ (right). The maximum crossing edge m is drawn bold, the two pairs of antipodal vi-cells are marked with red squares and blue crosses.

► **Lemma 12.** *Let D be a simple drawing of K_n with different antipodal vi-cell pairs (C_1, C_2) and (C'_1, C'_2) . Then*

1. *For one of the vertices on the boundary of a cell in $\{C_1, C_2, C'_1, C'_2\}$, there are two empty star triangles at that vertex that share an edge.*
2. *There is a maximum crossing edge which is the shared edge of the two empty star triangles at one of the endpoints of the edge.*
3. *The via-cells are adjacent to the maximum crossing edge (as described in Lemma 8).*
4. *D has only those two (and no more) pairs of antipodal vi-cells.*

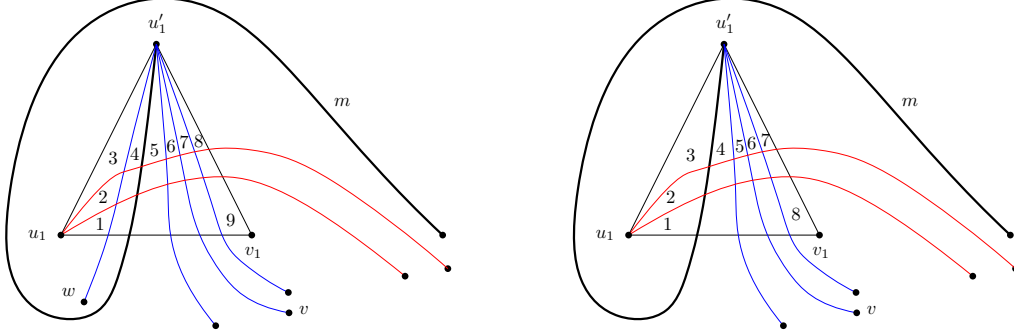
Proof Sketch. The proof of (1) is by contradiction. Assuming that the two empty star triangles at any vertex on the boundary of a cell in $\{C_1, C_2, C'_1, C'_2\}$ are not adjacent, we can find an induced subdrawing on 5 or 6 vertices that is not generalized twisted, a contradiction. (2) and (3) follow from Lemma 11, as by (1) there are two empty star triangles that are adjacent. (4) follows from the fact that if there is a third pair of antipodal vi-cells, then D would contain two maximum crossing edges, contradicting Lemma 7. ◀

Let V' be a nonempty subset of $V \setminus V_0$. By Lemma 12 and Lemma 6, one of the following holds for the subdrawing $D \setminus V'$ of D :

1. $D \setminus V'$ contains exactly one pair of antipodal vi-cells. One of those cells is in the empty side of triangle Δ_1 and the other one is in the empty side of triangle Δ_2 .
2. $D \setminus V'$ contains exactly two pairs of antipodal vi-cells. For each pair, one cell is in the empty side of Δ_1 and the other one is in the empty side of Δ_2 . Further, for each of Δ_1

and Δ_2 , the two vi-cells in its empty side are adjacent along the maximum crossed edge of $D \setminus V'$ and incident to the endpoints of this edge.

The next lemma states the possibilities of how *arbitrary antipodal vi-cell pairs* of two subdrawings $D \setminus \{v\}$ and $D \setminus \{w\}$ of D can be contained in *all pairs* of the subdrawing $D \setminus \{v, w\}$. The proof uses observations on the containment of cells of a drawing D' in cells of its subdrawings and consequences of two cells being antipodal. We denote by $(C_1^{v_1 v_2 \dots}, C_2^{v_1 v_2 \dots})$ an antipodal vi-cell pair in the drawing $D \setminus \{v_1, v_2, \dots\}$.



■ **Figure 8** The grid cells of D and $D \setminus \{w\}$ inside triangle Δ_1 .

► **Lemma 13.** *For any pair (C_1^v, C_2^v) of antipodal vi-cells in $D \setminus \{v\}$ and any pair (C_1^w, C_2^w) of antipodal vi-cells in $D \setminus \{w\}$, then*

1. *If $D \setminus \{v, w\}$ has **only one antipodal vi-cell pair**, (C_1^{vw}, C_2^{vw}) , then (C_1^v, C_2^v) and (C_1^w, C_2^w) both are contained in (C_1^{vw}, C_2^{vw}) .*
2. *If $D \setminus \{v, w\}$ has **two antipodal vi-cell pairs** (C_1^{vw}, C_2^{vw}) and $(C_1'^{vw}, C_2'^{vw})$, then either (C_1^v, C_2^v) and (C_1^w, C_2^w) both are contained in one of (C_1^{vw}, C_2^{vw}) and $(C_1'^{vw}, C_2'^{vw})$, or (C_1^v, C_2^v) is contained in one of (C_1^{vw}, C_2^{vw}) and $(C_1'^{vw}, C_2'^{vw})$, and (C_1^w, C_2^w) is in the other.*

We identify grid structures in the empty sides of Δ_1 and Δ_2 in D that we will work with to locate candidates for antipodal vi-cells of D . As Δ_1 is an empty star triangle at v_1 and as D is a simple drawing, no edge incident to v_1 can cross an edge of Δ_1 . However, every generalized twisted drawing of K_4 contains a crossing [5]. Hence, for every vertex $v \notin \Delta_1$, exactly one of vu_1 or vu_1' crosses Δ_1 (on v_1u_1' or v_1u_1 , respectively). We denote this edge by r_v . The set of edges r_v for every v form a grid in the empty side of Δ_1 in D . We denote the cells of this grid that have some vertex (of Δ_1) on the boundary as *grid cells*; see Figure 8. Grid cells in Δ_2 are defined analogously. Note that grid cells may consist of several cells of D , as edges of D can cross through Δ_1 and/or Δ_2 .

Next, we obtain an order on the grid cells of Δ_1 (and analogously on Δ_2). Consider the dual graph of the grid cells (where the vertices are the grid cells and two vertices share an edge if the corresponding grid cells are adjacent). This dual graph is either a path or a path plus an isolated vertex (e.g. grid cell 9 in Figure 8 left). We label the grid cells G_1, \dots, G_l , along this dual path, beginning with the grid cell with vertex u_1 and adjacent to edge u_1v_1 , and finishing with the cell that has v_1 on its boundary; see Figure 8 left for an example. The *distance* between two grid cells G_i, G_j is the number of edges r_v separating G_i and G_j . If edge r_v is incident to both G_i and G_{i+1} , we say that G_i and G_{i+1} are *glued along r_v* . We denote the two grid cells that are glued along the edge m (which is the maximum crossed edge of D_0) by G_c and G_{c+1} (cells 4, 5 in Figure 8 left). We say that grid cell G_i is *placed before m* if $i \leq c$; and *placed after m* otherwise.

When removing a vertex $v \in V \setminus V_0$, we obtain a grid in $D \setminus \{v\}$ whose only difference to the grid in D is that two grid cells of D that are adjacent at the edge r_v become one grid cell in $D \setminus \{v\}$, and that some grid cells may enlarge their size, depending on the removed vertex; see Figure 8 right for an illustration. For each via-cell C^v of $D \setminus \{v\}$ in the empty side of Δ_1 , we denote by G^v the grid cell of $D \setminus \{v\}$ containing C^v . Observe that G^v is either an (enlarged) grid cell of D or two such grid cells glued along an edge r_v . With the following lemma, we obtain that the grid cells containing via-cells of the subdrawings have common intersections in the grid cells of D .

► **Lemma 14.** *Let w_1, w_2, \dots, w_s be the set of vertices in $V \setminus V_0$ such that for every w_i , the grid cell G^{w_i} in $D \setminus \{w_i\}$ is placed before m . Let x_1, x_2, \dots, x_t be the set of vertices in $V \setminus V_0$ such that for every x_i , the grid cell G^{x_i} in $D \setminus \{x_i\}$ is placed after m . Then*

1. *If $s \geq 2$, the common intersection of $G^{w_1}, G^{w_2}, \dots, G^{w_s}$ is a grid cell of D placed before m .*
2. *If $t \geq 2$, the common intersection of $G^{x_1}, G^{x_2}, \dots, G^{x_t}$ is a grid cell of D placed after m .*
3. *If $s \geq 2$ and $t \geq 2$, then the two obtained grid cells of D are G_c and G_{c+1} , respectively.*

Proof Sketch. (1) Given w_i and w_j , we show that $G^{w_i} \cap G^{w_j}$ is a grid cell of D by analyzing the intersections among G^{w_i}, G^{w_j} and $G^{w_i w_j}$, for the different possibilities of the positions of r_{w_i} and r_{w_j} . Then we show by contradiction that $G^{w_1}, G^{w_2}, \dots, G^{w_s}$ have a common intersection, which is a grid cell of D placed before m . Assuming that $G^{w_i} \cap G^{w_j} \neq G^{w_j} \cap G^{w_k}$, we show that G^{w_i} and G^{w_k} cannot be contained in $G^{w_i w_k}$, a contradiction. (2) is proved in a similar way. To prove (3), we show by contradiction that G_c (respectively G_{c+1}) is contained in G^{w_i} (respectively G^{x_i}) for any i , so G_c and G_{c+1} must be the common grid cells. ◀

Next we show that with enough vertices in total, we also obtain vi-cells of D in the (shared) grid cells we found in D .

► **Lemma 15.** *Suppose that for the via-cells $C^{w_1}, C^{w_2}, \dots, C^{w_s}$ with $s \geq 2$, the corresponding grid cells $G^{w_1}, G^{w_2}, \dots, G^{w_s}$ in $D \setminus \{w_1\}, D \setminus \{w_2\}, \dots, D \setminus \{w_s\}$, respectively, contain a common grid cell G of D . Then $C^{w_1}, C^{w_2}, \dots, C^{w_s}$ also contain a common vi-cell C of D .*

Proof Sketch. We first prove that if G^{w_i} and G^{w_j} contain a common grid cell G , then the interior of C^{w_i} (or C^{w_j}) and the interior of G are not disjoint. Using this result, if G has only one vertex on its boundary, then the lemma trivially holds. If G contains two vertices on its boundary, we partition $C^{w_1}, C^{w_2}, \dots, C^{w_s}$ into three sets S_1, S_2 , and S_3 , where S_1 contains the cells C^{w_i} that are incident to only one of the vertices, S_2 contains the cells C^{w_i} that are incident to only the other vertex, and S_3 contains the cells C^{w_i} that are incident to both vertices. We then prove that one of S_1 and S_2 must be empty, so $C^{w_1}, C^{w_2}, \dots, C^{w_s}$ must all be incident to the same vertex of G and share a common vi-cell C of D . ◀

The following lemma shows that D contains a pair of antipodal vi-cells.

► **Lemma 16.** *For $n \geq 12$, there exists a pair (C, C') of antipodal vi-cells in D .*

Proof Sketch. For $i = 1, \dots, 7$, let w_i be a vertex not in V_0 and let $(C_1^{w_i}, C_2^{w_i})$ be a pair of antipodal vi-cells in the subdrawing $D \setminus \{w_i\}$. For any pair of antipodal vi-cells of V_0 , one of the cells is in Δ_1 and the other in Δ_2 . Hence, by Lemma 13, $C_1^{w_i}$ must lie in Δ_1 and $C_2^{w_i}$ in Δ_2 for any i . Using Lemmas 14 and 15, we show that at least four of the vi-cells $C_1^{w_i}$ share a common vi-cell C in Δ_1 and a common vi-cell C' in Δ_2 for the corresponding vi-cells $C_2^{w_i}$. By the antipodality of the pairs $(C_1^{w_i}, C_2^{w_i})$ that contain (C, C') , we prove the antipodality of (C, C') by showing for all triangles of D that C and C' are on different sides. ◀

4 Characterization via bipartition

This section is devoted to the proof of Theorem 2. Before starting with the proof, we introduce the concept of compatibility of vertices. Given a realizable rotation system of K_n , let $R_{v_1} = \{v_2 = w_1, w_2, \dots, w_{n-1}\}$ and $R_{v_2} = \{v_1 = t_1, t_2, \dots, t_{n-1}\}$ be the (clockwise) rotations of v_1 and v_2 , respectively. We say that v_1 and v_2 are *compatible* (or that v_1 is compatible with v_2) if $\{v_1, t_2, \dots, t_{n-1}\} = \{v_1, w_i, w_{i-1}, \dots, w_2, w_{n-1}, w_{n-2}, \dots, w_{i+1}\}$, for some $i \in \{1, 2, \dots, n\}$. Note that if v_1 and v_2 are compatible and i is 1 or n , then $\{v_1, t_2, \dots, t_{n-1}\} = \{v_1, w_{n-1}, w_{n-2}, \dots, w_2\}$.

Next we consider pairs of antipodal vi-cells in simple drawings (and thus in generalized twisted drawings) and show that each such pair contains a pair of compatible vertices. For any antipodal vi-cell pair (C_1, C_2) in a simple drawing of K_n , there exist two vertices $v_1 \neq v_2$ such that v_1 and v_2 are incident to C_1 and C_2 , respectively [4]. The following lemma implies that v_1 and v_2 are compatible.

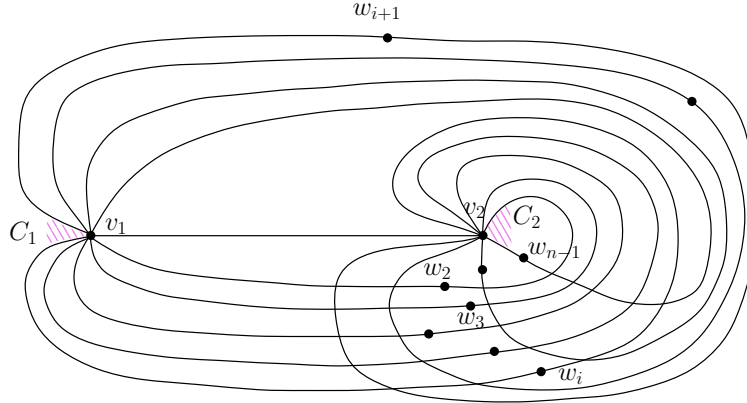


Figure 9 The rotations of v_1 and v_2 .

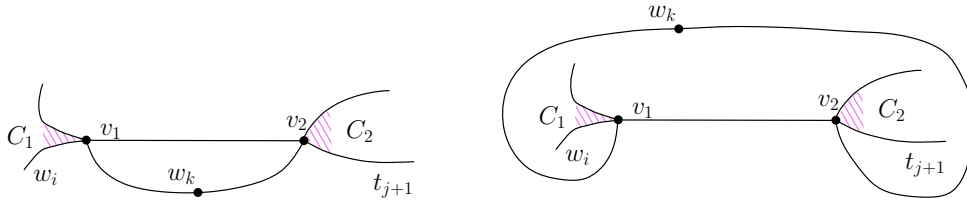


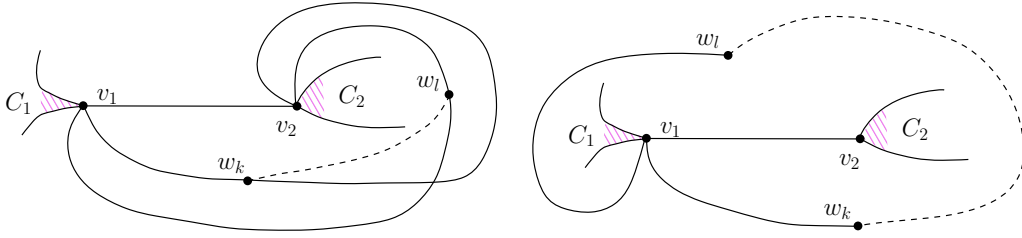
Figure 10 w_k cannot appear after C_2 around v_2 .

► **Lemma 17.** *Let D be a realization of a generalized twisted rotation system of K_n with $n \geq 3$. Let (C_1, C_2) be a pair of antipodal vi-cells of D , and let v_1 and v_2 be vertices of D incident to C_1 and C_2 , respectively, with $v_2 \neq v_1$. Assume that $R_{v_1} = \{v_2 = w_1, w_2, \dots, w_{n-1}\}$ is the (clockwise) rotation of v_1 , and that the edges $v_1 w_i$ and $v_1 w_{i+1}$ define part of the boundary of C_1 , for some $i \in \{1, \dots, n-1\}$. Then the following statements hold.*

- (i) *If $i \in \{2, 3, \dots, n-2\}$ then the (clockwise) rotation of v_2 is $\{v_1, w_i, w_{i-1}, \dots, w_2, w_{n-1}, w_{n-2}, \dots, w_{i+1}\}$ and the edges $v_2 w_2$ and $v_2 w_{n-1}$ define part of the boundary of C_2 .*
- (ii) *If $i = 1$ then the (clockwise) rotation of v_2 is $\{v_1, w_{n-1}, w_{n-2}, \dots, w_2\}$ and the edges $v_2 v_1$ and $v_2 w_{n-1}$ define part of the boundary of C_2 .*

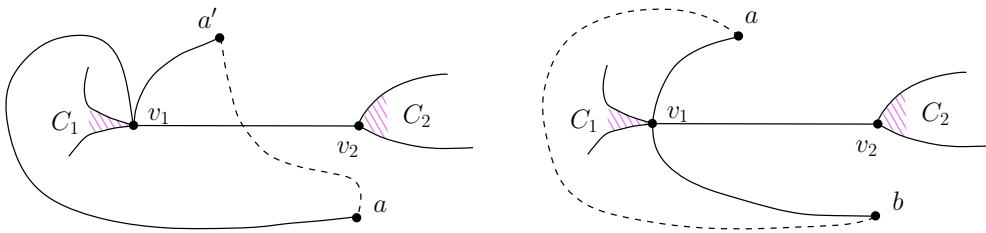
- (iii) If $i = n - 1$ then the (clockwise) rotation of v_2 is $\{v_1, w_{n-1}, w_{n-2}, \dots, w_2\}$ and the edges v_2v_1 and v_1w_2 define part of the boundary of C_2 .

Proof Sketch. We sketch the proof of (i); the proofs of (ii) and (iii) are very similar. Figure 9 shows an example of the rotations of v_1 and v_2 . Assume that the clockwise rotation of v_2 is $\{v_1 = t_1, t_2, \dots, t_{n-1}\}$ and that the edges v_2t_j and v_2t_{j+1} , for some $j \in \{1, \dots, n-1\}$, define part of the boundary of C_2 . To place w_k in the rotation of v_1 and v_2 with respect to C_1 and C_2 , we consider for w_k with $2 \leq k \leq i$ the triangle spanned by v_1 , v_2 and w_k . As C_1 and C_2 are antipodal, they must lie on different sides of the triangle. This is not possible if w_k corresponds to a vertex $t_{k'}$ with $j+1 \leq k' \leq n-1$ (see Figure 10 for a depiction). Thus, if a vertex appears before (via analogous arguments after) C_1 around v_1 clockwise from v_2 , then it also appears before (after) C_2 around v_2 clockwise from v_1 .



■ **Figure 11** w_k cannot appear before w_l around v_2 .

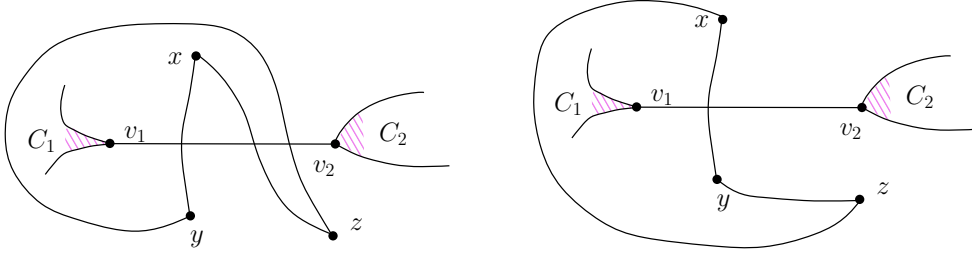
For two vertices w_k and w_l with $2 \leq k < l \leq i$, we show that w_l appears before w_k in the clockwise rotation of v_2 from v_1 by contradiction. Consider the edges v_1w_l and v_2w_l . If w_k appears before w_l in the clockwise rotation of v_2 from v_1 , then the edges v_1w_l and v_2w_l emanate in different sides of the triangle $v_1v_2w_k$ from v_1 and v_2 . From simplicity of the drawing and the fact that each realization of a generalized twisted rotation system of K_4 contains exactly one crossing [5], we can determine how that edge w_lw_k must behave (see Figure 11 for a depiction). We then show that with this drawing, C_1 and C_2 must lie on the same side of the triangle $v_1w_kw_l$, which contradicts that they are antipodal cells. ◀



■ **Figure 12** Illustrating the proof of Theorem 2 (i) and (iii).

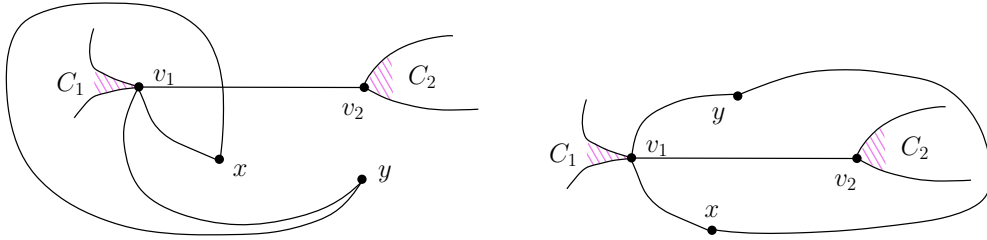
Using Lemma 17 we can prove Theorem 2.

Proof Sketch of Theorem 2. If R is generalized twisted, then there exists a pair (C_1, C_2) of antipodal vi-cells in D , and we show that a bipartition of the vertices satisfies (i)–(v). Let v_1 be a vertex of V incident to C_1 and let $v_2 \neq v_1$ be a vertex of V incident to C_2 . Suppose that $\{v_2 = w_1, w_2, \dots, w_{n-1}\}$ is the (clockwise) rotation of v_1 such that v_1w_i and v_1w_{i+1} define part of the boundary of C_1 , for some $i \in \{1, \dots, n-1\}$. Let A and B be defined as follows: if $i \notin \{1, n-1\}$, set $A := w_{i+1}, \dots, w_{n-1}$, $B := w_2, \dots, w_i$; if $i = 1$, set $A :=$

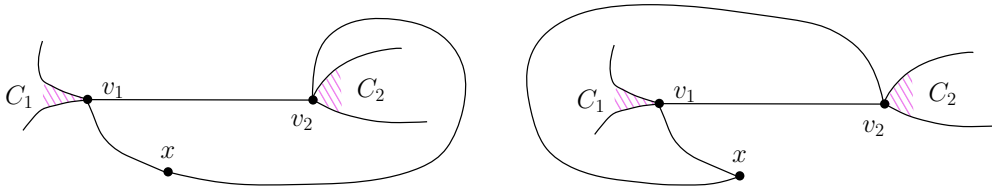


■ **Figure 13** C_1 and C_2 are on different sides of Δxyz . Left: x , y , and z belong to the same set of the bipartition. Right: x and y belong to one of the sets and z to the other.

$\{v_1, w_{n-1}, w_{n-2}, \dots, w_2\}$, $B := \emptyset$; if $i = n - 1$, set $A := \emptyset$, $B := \{v_1, w_{n-1}, w_{n-2}, \dots, w_2\}$. We show that this bipartition satisfies (i)–(v).



■ **Figure 14** C_1 and C_2 are on different sides of $\Delta v_1 xy$. Left: x and y belong to the same set of the bipartition. Right: x and y belong to different sets of the bipartition.



■ **Figure 15** C_1 and C_2 are on different sides of $\Delta v_1 v_2 x$.

To prove that (i) holds, we take two vertices a and a' in A . (If A contains at most one vertex, (i) is vacuously true.) We use Lemma 17 to obtain the rotation of v_1 and v_2 and information on the bounding edges of C_1 and C_2 . We conclude that the edge aa' crosses v_1v_2 because otherwise C_1 and C_2 would be on the same side of the triangle v_1aa' (see Figure 12(left) for an example) contradicting that C_1 and C_2 are antipodal. Thus, (i) follows and, by analogous arguments for B , (ii) follows.

To prove that (iii) holds for A and B , we take vertices $a \in A$ and $b \in B$. By Lemma 17, b is before C_1 and a is after C_1 around v_1 . Thus, the edge ab cannot cross v_1v_2 so that C_1 and C_2 are on different sides of $\Delta v_1 ab$ (see Figure 12(right) for an example). Hence, (iii) follows. Finally, (iv)–(v) follow directly from the definitions of A and B .

To prove the other direction, we assume that R and D are a rotation system and drawing fulfilling (i)–(v), and show that R is generalized twisted. Let $\{v_2, b_1, \dots, b_{n_1}, a_1, \dots, a_{n_2}\}$ be the (clockwise) rotation of v_1 beginning at v_2 , and $\{v_1, b'_1, \dots, b'_{n_1}, a'_1, \dots, a'_{n_2}\}$ be the (clockwise) rotation of v_2 beginning at v_1 . Let C_1 be the vi-cell of D defined by the edges $v_1b_{n_1}$ and v_1a_1 , and C_2 be the vi-cell of D defined by the edges $v_2b'_{n_1}$ and $v_2a'_1$. We show that C_1 and C_2 are antipodal and thus R is generalized twisted by showing for all possible

triangles in D that C_1 and C_2 are on different sides of that triangle. We analyze the triangles and show the following. If v_1 and v_2 are not incident to Δ , the number of crossings give that v_1 and v_2 – and thus C_1 and C_2 – are on different sides of Δ (see Figure 13). If v_1 or v_2 are incident to Δ , we use C_1 and C_2 being on different ends of v_1v_2 to show that C_1 and C_2 are on different sides of Δ (see Figures 14 and 15). ◀

5 Efficient algorithms

In this section, we turn to the algorithmic aspect and prove Theorem 3.

To check whether an abstract rotation system of K_n is generalized twisted, by Theorem 1, only the subrotation systems induced by five vertices need checking. This can be done in $O(n^5)$ time. (The only exception where subdrawings are not sufficient are abstract rotation systems of K_6 , but for $n = 6$ all three generalized twisted rotation systems are known.) Alternatively, one can first check in $O(n^5)$ time whether the rotation system is realizable [2, 20]. If it is not, it cannot be generalized twisted. If it is, we can use the following faster algorithm for realizable rotation systems of K_n , which we developed using Theorem 2. The algorithm runs in $O(n^2)$ time and in two steps, which we describe in the remainder of this section.

Step 1. In the first step, the empty star triangles at an arbitrary vertex x are computed.

► **Lemma 18.** *Given a realizable rotation system R of K_n and a vertex x of R , the set of all empty star triangles at x is the same in each realization of R and can be computed from R in $O(n^2)$ time.*

Proof Sketch. By Lemma 5, a star triangle xyz at x is empty if and only if y and z are consecutive in the rotation of x . Hence, there are at most $n - 1$ empty star triangles at x . Whether a triangle xyz is a star triangle at x is determined by whether there exists a vertex w such that xw crosses yz . Since deciding for two edges if they cross each other can be done in constant time via the rotation system, deciding if a star triangle is empty requires $O(n)$ time. Thus, computing all empty star triangles at x can be done in $O(n^2)$ time. ◀

Step 2. In the second step, the previously computed empty star triangles at x and Theorem 2 are used to decide whether R is generalized twisted.

► **Lemma 19.** *Given a realizable rotation system R of K_n and the set of empty star triangles of a vertex x of R , it can be determined in $O(n^2)$ time whether R is generalized twisted.*

Proof Sketch. By Lemma 17, every drawing with generalized twisted rotation system has a pair (v_1, v_2) of compatible vertices. If (C_1, C_2) is a pair of antipodal vi-cells, then v_1 and v_2 lie on the boundary of C_1 and C_2 (or vice versa). We look for compatible vertices using empty triangles. Let x be the vertex with given empty star triangles. If there are not exactly two empty star triangles at x , then R is not generalized twisted by Lemma 6. Otherwise, we denote by $\Delta = xyz$ and $\Delta' = xy'z'$ the two empty star triangles at x . (Possibly, y or z coincides with y' or z' .) Using Lemma 6, we can show that if there is a compatible pair of vertices it must be in $S = \{(y, y'), (y, z'), (y, x), (z, y'), (z, z'), (z, x), (x, y'), (x, z')\}$. Checking compatibility of any pair in S by comparing their rotation systems takes linear time.

For every such potentially compatible pair (v_1, v_2) , we check properties (i)–(v) of Theorem 2. Let $\{v = w_1, w_2, \dots, w_{n-1}\}$ be the rotation of v_1 . We define A and B as follows. If the rotation of v_2 is $\{v_1, w_{n-1}, \dots, w_2\}$, then $B = \{w_2, \dots, w_{n-1}\}$ and $A = \emptyset$ (or vice versa), and if the rotation of v_2 is $\{v_1, w_i, \dots, w_2, w_{n-1}, \dots, w_{i+1}\}$, for some i different from 1 and $n - 1$,

then $B = \{w_2, \dots, w_i\}$ and $A = \{w_{i+1}, \dots, w_{n-1}\}$. Then A and B clearly satisfy (iv) and (v) of Theorem 2. Checking if (i), (ii), and (iii) of Theorem 2 are satisfied requires $O(n^2)$ time.

Therefore, since $|S|$ is a constant, deciding if there is a pair (v_1, v_2) in S such that v_1 and v_2 are compatible and the properties (i)–(v) of Theorem 2 are satisfied for this pair can be done in $O(n^2)$ time. ◀

6 Conclusion and open problems

We presented two new characterizations for generalized twisted drawings based solely on their rotation systems. From these, we derived an $O(n^5)$ -time algorithm that decides whether an abstract rotation system of K_n is generalized twisted and an $O(n^2)$ -time algorithm to decide whether a realizable rotation system is generalized twisted. The obvious open question is whether the decision can also be done faster for abstract rotation systems. The quadratic time algorithm we give does not directly apply to them. There is a non-realizable rotation system of K_5 for which the output of the algorithm depends on the choice of vertex x and might be ‘generalized twisted’ or ‘not generalized twisted’.

Generalized twisted drawings have been useful before, for example to find large plane substructures in simple drawings [5, 15]. Overcoming their rather geometrical definition, our new combinatorial characterizations might ease work with generalized twisted drawings and foster further results with this flavor. For example, Pach, Solymosi, and Tóth [21] showed that every simple drawing of a complete graph on n vertices contains $O(\log^{\frac{1}{8}} n)$ vertices inducing a complete subdrawing that is either convex or twisted. Recently, Suk and Zeng [25, 26] improved this result to $(\log n)^{\frac{1}{4}-o(1)}$ vertices. As both convex and twisted drawings contain large plane paths and cycles, this provides lower bounds on the size of plane paths and cycles that every simple drawing contains. It would be interesting to generalize this to show that every simple drawing contains a large generalized twisted or generalized convex subdrawing. Generalized convex drawings are – like generalized twisted drawings – a family of drawings of graphs that are well investigated [9, 11, 12]. Similarly to generalized twisted drawings, they admit characterizations via small constant sized subrotation systems [9]. Thus, a result guaranteeing the existence of a large generalized convex or generalized twisted drawing would help to extend our knowledge on simple drawings and, for example, to improve the lower bounds on the size of plane paths and cycles. We expect that this and several other questions on simple drawings can be tackled using the characterizations of this paper – independently or in combination. Especially, since the two given characterizations are very different from each other, with Theorem 1 being on all small subrotation systems and Theorem 2 being on two specific points and their rotation in the whole rotation system, they might foster the application of different other tools to obtain new results.

References

- 1 URL: https://figshare.com/projects/g-twisted_rotation_systems/184474.
- 2 Bernardo M. Ábrego, Oswin Aichholzer, Silvia Fernández-Merchant, Thomas Hackl, Jürgen Pammer, Alexander Pilz, Pedro Ramos, Gelasio Salazar, and Birgit Vogtenhuber. All good drawings of small complete graphs. In *Proc. 31st European Workshop on Computational Geometry EuroCG '15*, pages 57–60, 2015. URL: <http://www.ist.tu-graz.ac.at/files/publications/geometry/aafhpprsv-agdsc-15.pdf>.
- 3 Bernardo M. Ábrego, Oswin Aichholzer, Silvia Fernández-Merchant, Pedro Ramos, and Gelasio Salazar. Shellable drawings and the cylindrical crossing number of K_n . *Discret. Comput. Geom.*, 52(4):743–753, 2014. doi:10.1007/S00454-014-9635-0.
- 4 Oswin Aichholzer, Alfredo García, Javier Tejel, Birgit Vogtenhuber, and Alexandra Weinberger. Twisted ways to find plane structures in simple drawings of complete graphs. In Xavier Goaoc and Michael Kerber, editors, *38th International Symposium on Computational Geometry, SoCG 2022*, volume 224 of *LIPICs*, pages 5:1–5:18, 2022. doi:10.4230/LIPICs.SOCG.2022.5.
- 5 Oswin Aichholzer, Alfredo García, Javier Tejel, Birgit Vogtenhuber, and Alexandra Weinberger. Twisted ways to find plane structures in simple drawings of complete graphs. *Discret. Comput. Geom.*, 71(1):40–66, 2024. doi:10.1007/S00454-023-00610-0.
- 6 Oswin Aichholzer, Thomas Hackl, Alexander Pilz, Pedro Ramos, Vera Sacristán, and Birgit Vogtenhuber. Empty triangles in good drawings of the complete graph. *Graphs Comb.*, 31(2):335–345, 2015. doi:10.1007/S00373-015-1550-5.
- 7 Alan Arroyo, Dan McQuillan, R. Bruce Richter, and Gelasio Salazar. Drawings of K_n with the same rotation scheme are the same up to Reidemeister moves (Gioan’s theorem). *Australas. J. Comb.*, 67:131–144, 2017.
- 8 Alan Arroyo, Dan McQuillan, R. Bruce Richter, and Gelasio Salazar. Levi’s lemma, pseudolinear drawings of K_n , and empty triangles. *J. Graph Theory*, 87(4):443–459, 2018. doi:10.1002/JGT.22167.
- 9 Alan Arroyo, Dan McQuillan, R. Bruce Richter, and Gelasio Salazar. Convex drawings of the complete graph: topology meets geometry. *Ars Math. Contemp.*, 22(3):3, 2022. doi:10.26493/1855-3974.2134.AC9.
- 10 Martin Balko, Radoslav Fulek, and Jan Kynčl. Crossing numbers and combinatorial characterization of monotone drawings of K_n . *Discret. Comput. Geom.*, 53(1):107–143, 2015. doi:10.1007/S00454-014-9644-Z.
- 11 Helena Bergold, Stefan Felsner, Meghana M. Reddy, Joachim Orthaber, and Manfred Scheucher. Plane Hamiltonian cycles in convex drawings. In *40th International Symposium on Computational Geometry, SoCG 2024, June 11-14, 2024, Athens, Greece*, volume 293 of *LIPICs*, pages 18:1–18:16, 2024. doi:10.4230/LIPICs.SOCG.2024.18.
- 12 Helena Bergold, Joachim Orthaber, Manfred Scheucher, and Felix Schröder. Holes in convex and simple drawings. In Stefan Felsner and Karsten Klein, editors, *32nd International Symposium on Graph Drawing and Network Visualization, GD 2024*, volume 320 of *LIPICs*, pages 5:1–5:9, 2024. doi:10.4230/LIPICs.GD.2024.5.
- 13 Stefan Felsner, Sandro Roch, and Manfred Scheucher. Arrangements of pseudocircles: On digons and triangles. In Patrizio Angelini and Reinhard von Hanxleden, editors, *30th International Symposium on Graph Drawing and Network Visualization, GD 2022*, volume 13764 of *Lecture Notes in Computer Science*, pages 441–455, 2022. doi:10.1007/978-3-031-22203-0_32.
- 14 Alfredo García, Javier Tejel, Birgit Vogtenhuber, and Alexandra Weinberger. Empty triangles in generalized twisted drawings of K_n . In Patrizio Angelini and Reinhard von Hanxleden, editors, *30th International Symposium on Graph Drawing and Network Visualization, GD 2022*, volume 13764, pages 40–48, 2022. doi:10.1007/978-3-031-22203-0_4.
- 15 Alfredo García, Javier Tejel, Birgit Vogtenhuber, and Alexandra Weinberger. Empty triangles in generalized twisted drawings of K_n . *J. Graph Algorithms Appl.*, 27(8):721–735, 2023. doi:10.7155/JGAA.00637.

- 16 Emeric Gioan. Complete graph drawings up to triangle mutations. In Dieter Kratsch, editor, *31st International Workshop on Graph-Theoretic Concepts in Computer Science, WG 2005*, volume 3787 of *Lecture Notes in Computer Science*, pages 139–150, 2005. doi:10.1007/11604686_13.
- 17 Emeric Gioan. Complete graph drawings up to triangle mutations. *Discret. Comput. Geom.*, 67(4):985–1022, 2022. doi:10.1007/S00454-021-00339-8.
- 18 Heiko Harborth and Ingrid Mengersen. Drawings of the complete graph with maximum number of crossings. *Congressus Numerantium*, pages 225–225, 1992.
- 19 Jan Kynčl. Improved enumeration of simple topological graphs. *Discret. Comput. Geom.*, 50(3):727–770, 2013. doi:10.1007/S00454-013-9535-8.
- 20 Jan Kynčl. Simple realizability of complete abstract topological graphs simplified. *Discret. Comput. Geom.*, 64(1):1–27, 2020. doi:10.1007/S00454-020-00204-0.
- 21 János Pach, József Solymosi, and Géza Tóth. Unavoidable configurations in complete topological graphs. *Discrete Comput Geometry*, 30:311–320, 2003. doi:10.1007/s00454-003-0012-9.
- 22 Yan Alves Radtke, Stefan Felsner, Johannes Obenaus, Sandro Roch, Manfred Scheucher, and Birgit Vogtenhuber. Flip graph connectivity for arrangements of pseudolines and pseudocircles. In David P. Woodruff, editor, *Proceedings of the 2024 ACM-SIAM Symposium on Discrete Algorithms, SODA 2024*, pages 4849–4871, 2024. doi:10.1137/1.9781611977912.172.
- 23 Marcus Schaefer. Taking a detour; or, Gioan’s theorem, and pseudolinear drawings of complete graphs. *Discret. Comput. Geom.*, 66(1):12–31, 2021. doi:10.1007/S00454-021-00296-2.
- 24 Marcus Schaefer, Jean Cardinal, and Tillmann Miltzow. The existential theory of the reals as a complexity class: A compendium, 2024. URL: <https://arxiv.org/abs/2407.18006>, arXiv:2407.18006.
- 25 Andrew Suk and Ji Zeng. Unavoidable patterns in complete simple topological graphs. In Patrizio Angelini and Reinhard von Hanxleden, editors, *30th International Symposium on Graph Drawing and Network Visualization, GD 2022*, volume 13764 of *Lecture Notes in Computer Science*, pages 3–15, 2022. URL: https://doi.org/10.1007/978-3-031-22203-0_1.
- 26 Andrew Suk and Ji Zeng. Unavoidable patterns in complete simple topological graphs. *Discret. Comput. Geom.*, 73(1):79–91, 2025. doi:10.1007/S00454-024-00658-6.

Appendix

A Missing proofs of Section 2

Proof of Lemma 7. Consider first the case $n = 5$. There are (up to strong isomorphism) only five simple drawings of K_5 [6]. Among them, the only drawing containing a maximum crossing edge is the corresponding to the generalized twisted rotation system T_5 of K_5 (see Figure 4), which contains exactly one maximum crossing edge. Thus, there is no drawing of K_5 that contains more than one maximum crossing edge.

Consider now the case $n > 5$. Assume, for a contradiction, that there is a drawing D with two maximum crossing edges, say uv and $u'v'$ (some of the vertices can coincide). Take an induced subdrawing of five vertices of D containing u, v, u', v' . Since uv crosses all edges of D not in $S(u) \cup S(v)$ and $u'v'$ crosses all edges of D not in $S(u') \cup S(v')$, it follows that both edges are maximum crossing also in this drawing of K_5 . However, there is only one maximum crossing edge in any drawing of K_5 , a contradiction. We conclude that for $n > 5$, there is also no drawing of K_n that contains more than one maximum crossing edge. ◀

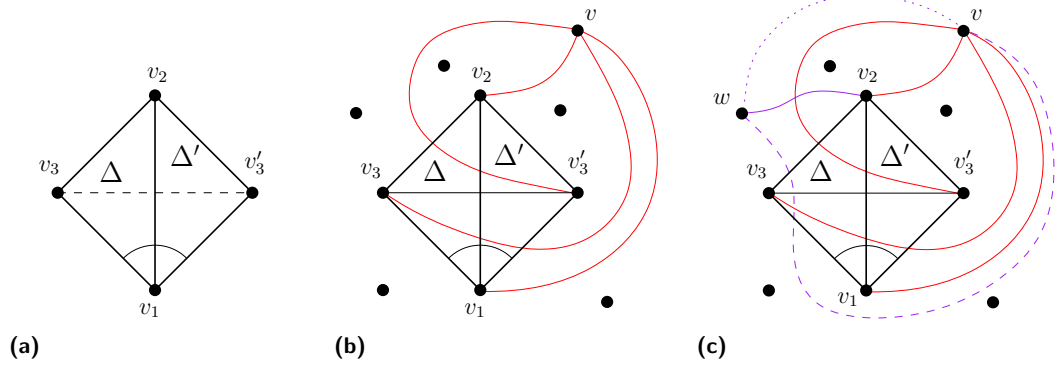
Proof of Lemma 8. By definition, C_1, C'_1, C_2 and C'_2 are vi-cells. Thus, we only need to show by Theorem 4 that (C_1, C_2) and (C'_1, C'_2) are pairs of antipodal cells. We only prove that (C_1, C_2) is a pair of antipodal cells, as the proof for (C'_1, C'_2) is totally analogous.

Consider a triangle xyz with $\{x, y, z\} \cap \{v_1, v_2\} = \emptyset$. Since all edges on the boundary of xyz cross v_1v_2 , the vertices v_1 and v_2 have to lie on different sides of the triangle. Then C_1 lies on one side of the triangle, while C_2 lies on the other side. For a triangle v_1yz with $v_2 \notin \{y, z\}$, the edge v_1v_2 crosses exactly one edge (the edge yz) on the boundary of v_1yz . Thus, the edge v_1v_2 has to emerge from v_1 at the other side of the triangle than v_2 lies and hence, the cell C_1 lies on the other side of the triangle than v_2 and therefore C_2 . Analogously, C_1 and C_2 lie on different sides of any triangle v_2yz with $v_1 \notin \{y, z\}$. Finally, as by definition C_1 and C_2 lie on different sides of the edge v_1v_2 , necessarily for any triangle v_1v_2x , C_1 lies on the other side of the triangle than C_2 . In conclusion, C_1 and C_2 are antipodal and D is generalized twisted. ◀

B Missing proofs of Section 3

Proof of Lemma 10. Let v be a vertex of D . By Lemma 5, there are at least two empty star triangles at v . We show that there are exactly two empty star triangles at v . Assume for a contradiction that there are at least three empty star triangles at v . The subdrawing D' induced by the vertices of the triangles (at least five vertices) has a generalized twisted rotation system by hypothesis. As all empty star triangles of D stay empty star triangles when vertices are removed (unless a vertex of the triangle is removed), then v is a vertex in a drawing D' whose rotation system is generalized twisted such that there are at least three empty star triangles at v . This contradicts Lemma 6. Therefore, there are exactly two empty star triangles at any vertex of D . ◀

Proof of Lemma 11. Let the empty star triangles at v_1 be $\Delta = v_1v_2v_3$ and $\Delta' = v_1v_2v'_3$. As shown in [5], the realization of a generalized twisted rotation system of K_4 is (up to strong isomorphism) unique [4] and necessarily has a crossing; see Figure 16a for a depiction of the two empty star triangles where the extension to a K_4 is drawn dashed. By definition of star triangle, the edge $v_1v'_3$ cannot cross v_2v_3 and the edge v_1v_3 cannot cross $v_2v'_3$. Thus, the only pair of edges that is allowed to cross is $v_3v'_3$ and v_1v_2 . By construction, this crossing has to lie on the empty side of the quadrilateral $Q = v_1v_3v_2v'_3$.

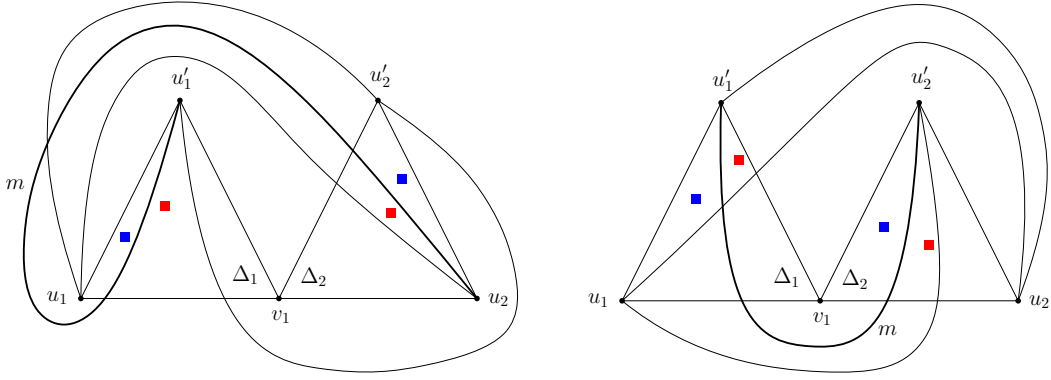


■ **Figure 16** Illustrating the proof of Lemma 11. (a) Two adjacent empty star triangles Δ and Δ' at v_1 . (b) The generalized twisted drawing D_0 . (c) The edge vw must cross v_1v_2 .

Let v be a vertex not of Q and consider the drawing D_0 induced by v and the vertices of Q . Since the rotation system of D is generalized twisted, the rotation system of D_0 is also generalized twisted. As the only generalized twisted rotation system on 5 vertices is T_5 , then D_0 is strongly isomorphic to the drawing in Figure 6, where v_1 is either e or c because they are the only vertices with the two star triangles being adjacent. Thus, the only possibilities for D_0 are the drawing depicted in Figure 16b and its mirror image (with vv_3 crossing $v_2v'_3$, vv'_3 crossing v_1v_3 , and both of vv_3 and vv'_3 crossing v_1v_2). In particular, vv_3 and vv'_3 must cross v_1v_2 , regardless of the vertex v . On the other hand, in the rotation of v_2 , the vertices v'_3 and v_1 are consecutive, as are v_1 and v_3 . Since this holds for any v , Δ and Δ' are also star triangles at v_2 , which is Property 2 of the lemma. Further, in the rotation of v_3 and the rotation of v'_3 , the edges to v_1 and v_2 are consecutive in such a way that all edges emanate from v_3 and v'_3 in the empty side of the triangles Δ and Δ' , respectively. Since this again holds for any v , this completes the proof of Property 3 of the lemma.

For Property 1, it remains to show that also all edges not incident to vertices in Q cross v_1v_2 . Assume, for a contradiction, that there are such vertices v and w such that the edge vw does not cross the edge v_1v_2 . Since Q consists of the two empty triangles Δ and Δ' , both v and w lie outside of Q . Note that as Δ and Δ' are empty star triangles at v_2 , an edge v_2z , with $z \notin \{v_1, v_3, v'_3\}$, cannot cross Q and must be outside Q . We first show that vw has to cross Q . If vw does not cross Q at all, then both of Δ and Δ' lie on one side of v_2vw (see Figure 16c, where vw is depicted dotted). Hence the triangles Δ , Δ' , and v_2vw have pairwise disjoint sides, a contradiction to D being generalized twisted by Lemma 22. So assume that vw crosses Q but does not cross v_1v_2 . Then it has to cross either both of v_3v_1 and v_3v_2 , or both of v'_3v_1 and v'_3v_2 . However, since v_1 and v_2 are consecutive around v_3 by Property 3, the edge vw cannot cross both of v_3v_1 and v_3v_2 without crossing also v_3v in between, which it cannot by simplicity (see Figure 16c, where vw is depicted dashed). Analogously, vw cannot cross both of v'_3v_1 and v'_3v_2 . It follows that vw must cross v_1v_2 . In conclusion, any edge that is not incident to v_1 or v_2 crosses v_1v_2 . Thus, v_1v_2 is maximum crossing, which is Property 1 of the lemma and concludes the proof. ◀

Remarks on the similarity of Δ_1 and Δ_2 . Figure 17 shows again shows the two choices of v_1 in such a way that v_1 is in the center of the drawing. The labeling of Δ_1 and Δ_2 is chosen without loss of generality (in particular, Δ_2 could be the left triangle and everything would behave the same). Figure 17(left) shows the case where v_1 is b and Figure 17(right) the case where v_1 is a or d . During most of the proof, we will argue via the triangles Δ_1 and Δ_2



■ **Figure 17** The (up to strong isomorphism and mirroring) only two possibilities to draw two non-adjacent empty star triangles at v_1 such that v_1 is in the center. The (bold) edge m is the maximum crossing edge of this drawing of K_5 . (Left: $m = u_1'u_2$ crosses all edges not adjacent to it. Right: $m = u_1'u_2$ cross all edges adjacent to it.)

separately, but simultaneously, because we will consider only one triangle, but need that the other triangles has the same properties. In the case that v_1 is not incident to any via-cells, as in Figure 17(right), the triangles Δ_1 and Δ_2 behave analogously. In case that v_1 is incident to a via-cell, it is incident to exactly one via-cell in one of the triangles. In the labeling we chose without loss of generality in Figure 17(right), v_1 is adjacent to a via-cell in Δ_2 . In that case, Δ_1 and Δ_1 do not behave completely analogously, but all needed properties hold by analogous proofs for Δ_1 and Δ_2 .

Before proving Lemma 12 and Lemma 13, we state the following results, of which three we cite from published work [15], one is a direct corollary, another is an observation and two we state and prove here.

► **Lemma 20** ([15]). *Let D be a generalized twisted drawing of K_n , let (C_1, C_2) be a pair of antipodal vi-cells, and let v_1 a vertex on the boundary of C_1 . Then the triangle Δ_{v_1} defined by the two edges incident to v_1 and C_1 is an empty star triangle at v_1 . The triangle Δ is also an empty star triangle at another vertex, say x . For the vertex of Δ_{v_1} that is different from x and v_1 it holds that any edge incident to that vertex crosses v_1x . Further, let ab be an edge different from v_1x and v_1y that is on the boundary of C_1 . Then the triangle abv_1 is an empty star triangle at a and b with C_1 on its empty side.*

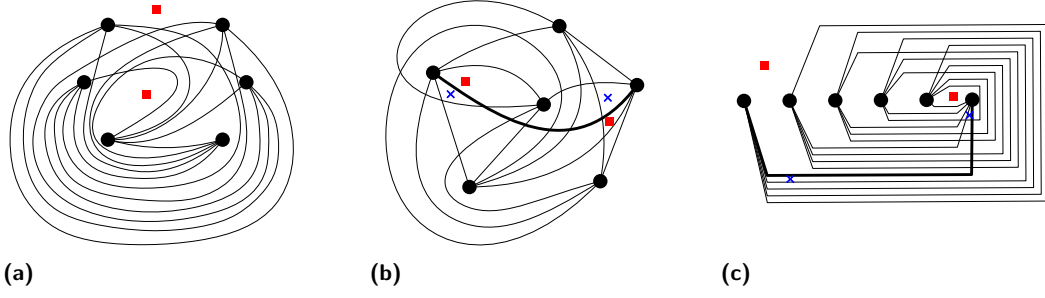
► **Lemma 21** ([15]). *Let D be a generalized twisted drawing of K_n , let C be a via-cell of D , let v be a vertex incident to C , let Δ be an empty triangle in D that has C on its empty side. Then the following holds:*

1. *The vertex v is a vertex of Δ , that is, $\Delta = xyv$ for some x, y .*
2. *The triangle $\Delta = xyv$ is an empty star triangle at x or y or both.*
3. *If $\Delta = xyz$ is a star triangle at two vertices, say x and y , then all edges from the third vertex z , except xz and yz , emanate from z to the empty side of Δ and cross xy .*

► **Lemma 22** ([15]). *Let D be a simple drawing of K_n with $n \geq 4$ that is strongly isomorphic to a generalized twisted drawing. Then D does not contain three interior-disjoint triangles.*

The following corollary is a direct consequence of Theorem 4.

► **Corollary 23.** *A simple drawing D of K_n with $n \geq 3$ contains a pair of antipodal vi-cells if and only the rotation system of D is generalized twisted.*



■ **Figure 18** A realization for each generalized twisted rotation system of K_6 , with marked pairs of antipodal vi-cells.

There is one unique generalized twisted rotation system of K_5 and three generalized twisted rotation systems of K_6 [5] (see Figure 18 for depictions of realizations as in [15]). When analyzing these rotation systems and their realizations, we can observe the following.

► **Observation 24.** *Let D be a generalized twisted drawing of K_5 or K_6 . Then D contains at most two pairs of antipodal vi-cells. If D contains two pairs of antipodal vi-cells, say (C_1, C_2) and (C'_1, C'_2) , then there are vertices v_1, v_2 such that: (1) v_1 lies on the boundary of C_1 and either on the boundary of C'_1 or the boundary of C'_2 . (2) The vertex v_2 lies on the boundary of C_2 and on the boundary of a cell in (C'_1, C'_2) that does not have v_1 on its boundary. (3) The edge v_1v_2 is maximum crossing.*

► **Lemma 25.** *Let D be a simple drawing of K_n with $n \geq 6$ whose rotation system is generalized twisted, and (C_1, C_2) be a pair of antipodal vi-cells. Then for any vertex v not on the boundary of C_1 or C_2 , (C_1, C_2) is contained in a pair (\bar{C}_1, \bar{C}_2) of antipodal vi-cells of $D \setminus \{v\}$.*

Proof. We first observe the following about simple drawings. Let D be a simple drawing and let V be a set of vertices in D . Then each cell C of D is contained in a cell in $D \setminus V$. Let $v \notin V$ be a vertex on the boundary of a cell C in D and let \bar{C} be the cell in $D \setminus V$ that contains C . Then v lies on the boundary of \bar{C} in $D \setminus V$.

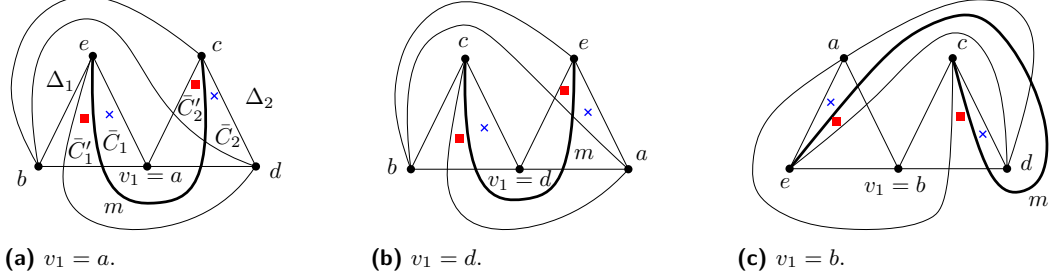
Now, let \bar{C}_1 and \bar{C}_2 be the cells in $D \setminus \{v\}$ that contain C_1 and C_2 , respectively. Since C_1 and C_2 are vi-cells and v is not on the boundary of either C_1 or C_2 , the cells \bar{C}_1 and \bar{C}_2 are vi-cells in $D \setminus \{v\}$. Besides, they are antipodal, as any triangle in D separating C_1 and C_2 , necessarily has to separate \bar{C}_1 and \bar{C}_2 in $D \setminus \{v\}$. Thus, (\bar{C}_1, \bar{C}_2) is a pair of antipodal vi-cells in $D \setminus \{v\}$. ◀

► **Lemma 26.** *Let D be a simple drawing of K_n with $n \geq 6$ whose rotation system is generalized twisted. Suppose there is a vertex v such that the two empty star triangles vx_1x_2 and vy_1y_2 at v are not adjacent. Let (\bar{C}_1, \bar{C}_2) and (\bar{C}'_1, \bar{C}'_2) be the two pairs of antipodal vi-cells of the subdrawing D_0 induced by v, x_1, x_2, y_1 and y_2 . Then for any pair (C, C') of antipodal vi-cells of D , (C, C') is contained in either (\bar{C}_1, \bar{C}_2) or (\bar{C}'_1, \bar{C}'_2) .*

Proof. Since the rotation system of D is generalized twisted, by Lemma 6 there are exactly two empty star triangles at any vertex of D , and if (C, C') is a pair of antipodal vi-cells of D , then one of the two cells is in one of the empty star triangles and the other cell in the other empty star triangle. Thus, one of C and C' is in the triangle vx_1x_2 and the other one in the triangle vy_1y_2 . In particular, this implies that any vertex v different from v_1, x_1, x_2, y_1 and y_2 cannot belong to the boundary of either C or C' because vx_1x_2 and vy_1y_2 are empty. Thus,

by successively removing the vertices of D not in D_0 and repeatedly applying Lemma 25, necessarily (C, C') is contained in either (\bar{C}_1, \bar{C}_2) or (\bar{C}'_1, \bar{C}'_2) . \blacktriangleleft

Proof of Lemma 12. Note that by Corollary 23, the rotation system of D is generalized twisted, so the rotation system of any subdrawing induced by any set of vertices is also generalized twisted.



■ **Figure 19** Realizations of T_5 such that the vertex v_1 which is incident to two non-adjacent empty star triangles at v_1 is drawn in the center. The label corresponds to the labels of Figure 4.

We start proving Property 1. Recall that C_1, C_2, C'_1 and C'_2 must be different. Let v_1 be one of the vertices on the boundary of C_1 , v_2 on C_2 , v'_1 on C'_1 and v'_2 on C'_2 . For each of these vertices, there are exactly two empty star triangles by Lemma 6. If any such pair of empty star triangles shares an edge, we are done. So assume for a contradiction that there is no vertex such that its two empty star triangles share an edge.

Let Δ_1 and Δ_2 be the two empty star triangles at v_1 . Let D_0 be the generalized twisted subdrawing induced by the five vertices in Δ_1 and Δ_2 . Since Δ_1 and Δ_2 are non-adjacent empty star triangles in D , they also are non-adjacent empty star triangles in D_0 . There is only a generalized twisted rotation system T_5 of K_5 , so D_0 is strongly isomorphic to the subdrawing in Figure 4, where angles leading to an empty star triangle are marked by circular arcs. Two of the vertices, c and e , have adjacent empty star triangles, so v_1 has to be one of the other vertices. Displays of the three possible cases for v_1 can be seen in Figure 19, where v_1 is drawn in the center. Let (\bar{C}_1, \bar{C}_2) and (\bar{C}'_1, \bar{C}'_2) be the two pairs of antipodal vi-cells in D_0 . By Lemma 26, (C_1, C_2) and (C'_1, C'_2) must be contained in either (\bar{C}_1, \bar{C}_2) or (\bar{C}'_1, \bar{C}'_2) . As b is not on the boundary of any via-cell in D_0 , then v_1 cannot be b . Thus, v_1 must be either a or d . Since the properties of the drawing with respect to these two vertices, a and d , are analogous (see Figures 19a and 19b), we may assume without loss of generality that $v_1 = a$, as in Figure 19a. We may also assume that Δ_1 is v_1eb , Δ_2 is v_1cd , and (\bar{C}_1, \bar{C}_2) (cells marked with blue crosses in Figure 19a) is the pair of antipodal vi-cells of D_0 containing (C_1, C_2) such that \bar{C}_1 is in Δ_1 , \bar{C}_2 is in Δ_2 and v_1 is on the boundary of C_1 and \bar{C}_1 . Recall that by Lemma 6, one of \bar{C}_1 and \bar{C}_2 is in Δ_1 and the other one in Δ_2 .

We claim that v_1 is not on the boundary of C_2, C'_1 or C'_2 , and at least one of C'_1 and C'_2 , say C'_1 , has at most one vertex on its boundary. Indeed, on the one hand, since (C_1, C_2) is contained in (\bar{C}_1, \bar{C}_2) and v_1 is on the boundary of C_1 , then v_1 is not on the boundary of C_2 and v_2 must be one of d and c . On the other hand, by Lemma 26, (C'_1, C'_2) must be contained in either (\bar{C}_1, \bar{C}_2) or (\bar{C}'_1, \bar{C}'_2) . Suppose first that (C'_1, C'_2) is contained in (\bar{C}'_1, \bar{C}'_2) (cells marked with red squares in Figure 19a), say C'_1 and \bar{C}'_1 are in Δ_1 , and C'_2 and \bar{C}'_2 are in Δ_2 . Then as Δ_1 and Δ_2 are empty, necessarily $v'_1 = e$, $v'_2 = c$, v_1 is not on the boundary of C'_1 or C'_2 , and both C'_1 and C'_2 have one vertex on its boundary. Suppose now that (C'_1, C'_2) is contained in (\bar{C}_1, \bar{C}_2) , say C'_1 in \bar{C}_1 and C'_2 in \bar{C}_2 . Again, v_1 cannot belong to the boundary of C'_2 and v'_2 must be either c or d . Let us see that in this case of C_1 and C'_1 both belonging

to \bar{C}_1 , v_1 is not on the boundary of C'_1 and C'_1 only has a vertex on its boundary. As C_1 and C'_1 are different, there has to be an edge separating C_1 and C'_1 in D . This edge cannot be adjacent to v_1 since v_1be is an empty star triangle at v_1 and thus there cannot be any edge emanating from v_1 to the empty side of v_1be . Hence, this edge either emanates from e on the empty side of Δ_1 crossing the edge v_1b , or crosses v_1e and separates e from v_1 . In both cases, as v_1 belongs to C_1 , necessarily v_1 is not on the boundary of C'_1 , and C'_1 only has a vertex on its boundary (vertex $v'_1 = e$). Therefore, v_1 is not on the boundary of C_2 , C'_1 or C'_2 , and C'_1 has at most one vertex on its boundary, as claimed. We remark that in any case, v_2 and v'_2 are c or d .

We now show that C_1 must have two vertices, v_1 and e , on its boundary. Assume, for a contradiction, that there exists an edge xy crossing v_1e and defining part of the boundary of C_1 . Note that this edge must separate C_1 and C'_1 because v'_1 is always e (regardless of whether C'_1 is in \bar{C}_1 or \bar{C}'_1), so v'_1 is not on the boundary of C_1 (nor on the boundary of C_2 or C'_2 because they are in Δ_2). By Lemma 20, the vertices x and y together with v_1 form an empty triangle, which is a star triangle at x and y , containing C_1 in its empty side. As xy separates C_1 and C'_1 , the triangle xyv_1 cannot contain C'_1 on the empty side. Consequently, it has to contain C'_2 and thus v'_2 has to be one of x and y , say x . Since v'_2 is one of c and d , and xy crosses v_1e , necessarily y does not belong to D_0 . Consider the subdrawing D_6 induced by the vertices b, e, v_1, c, d and y . As the rotation system of D is generalized twisted, the rotation system of D_6 is also generalized twisted, so D_6 must be strongly isomorphic to one of the drawings in Figure 18 [5]. By construction, C_1 and C'_1 belong to different cells in D_6 , so D_6 has to contain two pairs of antipodal vi-cells by Lemma 25. However, v_1 and v'_1 belong to only one via-cell, contradicting Observation 24. Thus, v_1e has to be uncrossed in D . Consequently, both v_1 and e lie on the boundary of C_1 .

Consider now v'_1 and the two empty star triangles at v'_1 that are not adjacent by hypothesis. By the same arguments as for v_1 , the cell C'_1 has to have two vertices on its boundary. This contradicts the observation above that C'_1 has only one vertex, $v'_1 = e$, on its boundary. This completes the proof of Property 1.

To prove Properties 2 and 3, we use that by Property 1, there are two empty star triangles at a vertex v_1 that are adjacent along an edge v_1v_2 . Thus, by Lemma 11, this implies that v_1v_2 is maximum crossing and the empty star triangles at v_1 are also empty star triangles at v_2 . Besides, by Lemma 8 the via-cells are adjacent to the maximum crossing edge. Therefore, Properties 2 and 3 hold.

To prove Property 4, assume for a contradiction that there is a third pair (C''_1, C''_2) of antipodal vi-cells. By Properties 1, 2 and 3, the two pairs (C_1, C_2) and (C'_1, C'_2) define a maximum crossing edge e and the cells C_1, C_2, C'_1 and C'_2 must be adjacent to e . As by Lemma 7 any simple drawing has at most one maximum crossing edge, then e must be v_1v_2 , implying that (C'_1, C'_2) and (C''_1, C''_2) coincide. Therefore, D cannot have more than two pairs of antipodal vi-cells, so Property 4 holds. ◀

Proof of Lemma 13. The containment relations of Lemma 13 are a direct consequence of Lemma 25. The adjacency to m follows from Lemma 12. ◀

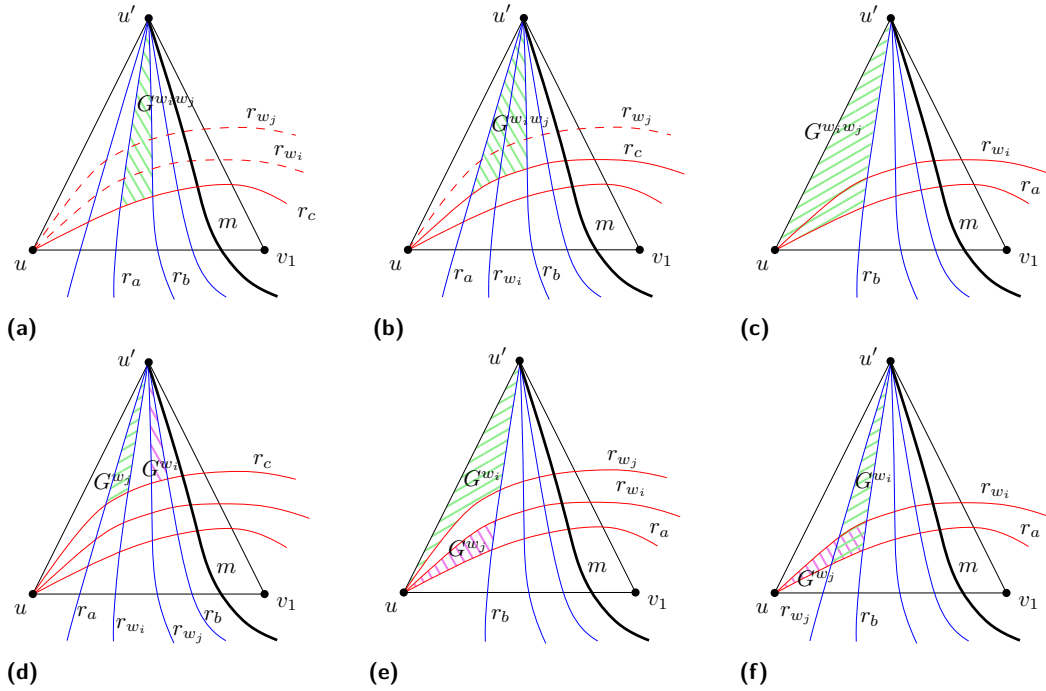
Proof of Lemma 14. As the proof of Property 2 is totally analogous to the proof of Property 1, we only prove Property 1. For convenience, we rename $\Delta_1 = v_1u_1u'_1$ as $\Delta = v_1uu'$.

We first show that for two grid cells G^{w_i} and G^{w_j} placed before m , their intersection is a grid cell G of D . By Lemma 13, as C^{w_i} and C^{w_j} are before m , when removing w_i and w_j there must be a via-cell $C^{w_iw_j}$ in a grid cell $G^{w_iw_j}$ of $D \setminus \{w_i, w_j\}$ before m containing

G^{w_i} and G^{w_j} . This implies that the two grid cells G^{w_i} and G^{w_j} must be inside $G^{w_i w_j}$. In $D \setminus \{w_i, w_j\}$, the grid cell $G^{w_i w_j}$ is defined by two consecutive edges r_a and r_b around a vertex, so at most r_{w_i} and r_{w_j} can appear between r_a and r_b in D . We distinguish three cases.

Suppose first that none of r_{w_i} and r_{w_j} is between r_a and r_b . Thus, $G^{w_i w_j}$ is necessarily an (enlarged) grid cell of D , with r_a and r_b being consecutive around u , or u' or v_1 ; see Figure 20a for an illustration. Regardless of whether r_{w_i} and r_{w_j} cross $G^{w_i w_j}$ or not, it can be easily checked that $G^{w_i} \cap G^{w_j}$ is a grid cell of D . For instance, Figure 20a shows the case that r_{w_i} and r_{w_j} both cross $G^{w_i w_j}$. In this case, G^{w_i} is defined by r_a, r_b and r_{w_j} , G^{w_j} is defined by r_a, r_b and r_{w_i} , and the intersection of G^{w_i} and G^{w_j} is G^{w_i} , which is a grid cell of D .

Suppose now that one of r_{w_i} and r_{w_j} , say r_{w_i} , is between r_a and r_b ; see Figures 20b and 20c. Note that in this case, r_a and r_b cannot emanate from v_1 . Then $G^{w_i w_j}$ consists of two (enlarged) grid cells of D . Again, regardless of whether r_{w_j} crosses $G^{w_i w_j}$ or not, and whether G^{w_j} is defined by r_a and r_{w_i} , or by r_{w_i} and r_b , one can check that $G^{w_i} \cap G^{w_j}$ is a grid cell of D . For instance, when r_{w_j} crosses $G^{w_i w_j}$ as in Figure 20b, G^{w_i} is defined by r_a, r_b and r_{w_j} , G^{w_j} is defined by either r_a and r_{w_i} , or by r_{w_i} and r_b , and the intersection of G^{w_i} and G^{w_j} is a grid cell of D .



■ **Figure 20** The different possibilities for $G^{w_i w_j}$.

Finally, suppose that r_{w_i} and r_{w_j} both are between r_a and r_b , say r_{w_i} after r_a counter-clockwise. There are three possibilities depending on whether the four edges r_a, r_{w_i}, r_{w_j} and r_b emanate from a same vertex (see Figure 20d), three of them emanate from a vertex and the other one from another vertex (see Figure 20e), or two of them emanate from a same vertex and the other two from another vertex (see Figure 20f). In any case, regardless of whether G^{w_i} is defined by r_a and r_{w_j} , or by r_{w_j} and r_b , and of whether G^{w_j} is defined by r_a and r_{w_i} , or by r_{w_i} and r_b , the intersection of G^{w_i} and G^{w_j} is a grid cell of G , except for the

three cases shown in Figures 20d, 20e and 20f, where G^{w_i} is defined by r_{w_j} and r_b , and G^{w_j} is defined by r_a and r_{w_i} .

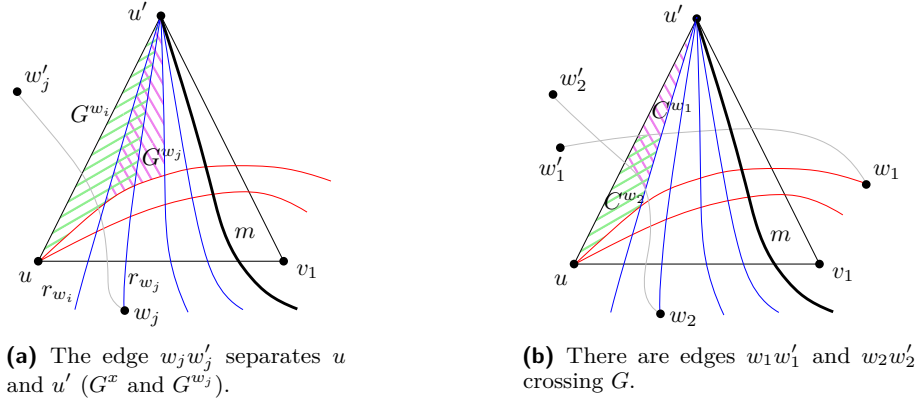
Let us see that these three last cases cannot happen. Take a vertex y different from w_i and w_j and consider the grid cell G^y of $D \setminus \{y\}$ containing a via-cell C^y of $D \setminus \{y\}$. We show that G^y cannot be placed anywhere, assuming that G^{w_i} is defined by r_{w_j} and r_b , and G^{w_j} is defined by r_a and r_{w_i} . Recall that by Lemma 13, if C^y is before m , then for any k , G^{w_k} and G^y must be in a grid cell of $D \setminus \{w_k, y\}$ after removing r_{w_k} and r_y . Using this, we have that G^y cannot be placed before r_{w_i} , because otherwise r_{w_j} would separate G^{w_i} and G^y after removing r_{w_i} and r_y . For the same reason, we have that G^y cannot be placed after r_{w_i} and before m , because otherwise r_{w_i} would separate G^{w_j} and G^y after removing r_{w_j} and r_y . Besides, G^y cannot be placed after m . Indeed, if G^y is placed after m , then by removing r_{w_j} and r_x the cells C^{w_j} and C^y are separated by at least r_{w_i} and m . By Lemma 13, this implies that C^{w_j} should be in a via-cell C of a pair of antipodal vi-cells of $D \setminus \{w_j, y\}$ and C^y in a via-cell C' of a different pair of antipodal vi-cells of $D \setminus \{w_j, y\}$. But, when there are two pairs of antipodal vi-cells in a simple drawing, all the via-cells must be adjacent to a common edge by Lemma 12, which it is not possible because r_{w_i} and m separate C and C' . Therefore, the three cases in Figures 20d, 20e and 20f cannot happen and the intersection of G^{w_i} and G^{w_j} must be a grid cell of D .

We now show that the intersection of $G^{w_1}, G^{w_2}, \dots, G^{w_s}$ is a common grid cell G of D placed before m . Assume, for a contradiction, that $G^{w_i} \cap G^{w_j} = G$, $G^{w_j} \cap G^{w_k} = G' \neq G$, and G is placed before G' in D . As G and G' are different and both belong to G^{w_j} , then G^{w_j} must consist of the grid cells G and G' of D , separated by r_{w_j} . This implies that G^{w_i} is on the side of r_{w_j} that contains G , and G^{w_k} on the side of r_{w_j} that contains G' . But then $G^{w_i w_k}$ should contain G^{w_i} and G^{w_k} , which is impossible because r_{w_j} separates G^{w_i} and G^{w_k} , a contradiction. Therefore, the intersection of $G^{w_1}, G^{w_2}, \dots, G^{w_s}$ must be a common grid cell G of D . This concludes the proof of Property 1.

Finally, to prove Property 3, we first show that any grid cell G^{w_i} has to contain G_c . Assume for a contradiction that G^{w_i} does not contain G_c . Take a grid cell G^{x_j} placed after m . Since G^{w_i} (and its corresponding vi-cell C^{w_i}) is before m and G^{x_j} (and its corresponding vi-cell C^{x_j}) is after m , by Lemma 13 the only possibility to glue such grid cells (vi-cells) in $D \setminus \{w_i, x_j\}$ (along m) is that $D \setminus \{w_i, x_j\}$ contains two pairs of antipodal vi-cells and the four vi-cells of these two pairs are adjacent to m . Thus, $G^{w_i x_j}$ must contain G_c in addition to G^{w_i} , and at most r_{w_i} and r_{x_j} can separate G^{w_i} and G_c , as G^{w_i} must be glued to m in $D \setminus \{w_i, x_j\}$. But if we take another grid cell G^{x_k} after m , then G^{w_i} should be glued to m in $D \setminus \{w_i, x_k\}$, which is impossible because r_{x_j} separates G^{w_i} and G_c , a contradiction. Therefore, any grid cell G^{w_i} has to contain G_c , and the common grid cell G of D in the intersection of all G^{w_i} must be precisely G_c . Using a similar argument, the common grid cell H of D in the intersection of all G^{x_i} must be G_{c+1} . ◀

Proof of Lemma 15. Again for convenience, we rename $\Delta_1 = v_1 u_1 u'_1$ as $\Delta = v_1 u u'$.

We first claim that if two arbitrary grid cells G^{w_i} and G^{w_j} contain a common grid cell G of D , then the interior of C^{w_i} (or C^{w_j}) and the interior of G cannot be disjoint. Assume that G contains two vertices on its boundary (either u and u' , or u' and v_1), so G^{w_i} and G^{w_j} as well. Thus, the result is obvious as C^{w_i} and C^{w_j} are incident to at least one of these two vertices. Then assume that G contains only one vertex on its boundary, say u' . If G^{w_i} and G^{w_j} only contain u' on the boundary, then the result is again obvious. Hence, the only case left is the case that one of G^{w_i} and G^{w_j} , say G^{w_j} , has only u' on its boundary (so C^{w_j} is incident to u') and G^{w_i} contains two vertices on its boundary, say u and u' ; see Figure 21a



■ **Figure 21** Illustrating the proof of Lemma 15.

for an illustration. If C^{w_i} is incident to u' , we are done, so we may assume that C^{w_i} is only incident to u . When removing w_i and w_j , C^{w_i} and C^{w_j} must be glued in a same via-cell of $D \setminus \{w_i, w_j\}$, so any edge of D crossing uu' and separating C^{w_i} and C^{w_j} must be incident to either w_i or w_j . Besides, since C^{w_i} is not incident to u' , it is necessary that an edge $w_j w'_j$ with $w'_j \neq w_i$ exists so that C^{w_i} does not contain u' when removing w_i . Consider a vertex $x \notin \{V_0, w_i, w_j, w'_j\}$ (recall that V_0 is the set of vertices involved in the two nonadjacent empty star triangles at v_1). Since the via-cells C^x and C^{w_i} are glued in $D \setminus \{w_i, x\}$, the only edges in D between C^x and C^{w_i} are edges of $S(x) \cup S(w_i)$ (or m if $D \setminus \{w_i, x\}$ has two pairs of antipodal vi-cells). In particular, $w_j w'_j$ cannot be an edge separating them, so C^x cannot contain u' . But then, since G^x only contains u on its boundary and G^{w_j} only u' , the intersection between G^x and G^{w_j} cannot be a grid cell of D , contradicting Lemma 14. Therefore, the interior of C^{w_i} (C^{w_j}) and the interior of G are not disjoint, as claimed.

We now show that $C^{w_1}, C^{w_2}, \dots, C^{w_s}$ also contain a common vi-cell C of D . By the previous claim, Lemma 15 is obvious if the common grid cell G has only one vertex on the boundary. Hence, we may assume that G is a grid cell containing two vertices on its boundary, say u and u' . We partition $C^{w_1}, C^{w_2}, \dots, C^{w_s}$ into three sets S_1, S_2 and S_3 . The set S_1 contains the cells C^{w_i} that are only incident to u' , the set S_2 contains the cells C^{w_i} that are only incident to u , and the set S_3 contains the cells C^{w_i} that are incident to both u and u' . We show that some of S_1 and S_2 is empty.

Suppose for a contradiction that S_1 and S_2 are both non-empty. Let C^{w_1} and C^{w_2} be vi-cells in S_1 and S_2 , respectively; see Figure 21b for an illustration. As explained previously, when removing w_1 and w_2 , C^{w_1} and C^{w_2} must be glued in a same via-cell of $D \setminus \{w_1, w_2\}$, so any edge of D crossing G must be incident to either w_1 or w_2 . Besides, since C^{w_1} and C^{w_2} are different, it is necessary that there exists an edge $w_1 w'_1$ ($w'_1 \neq w_2$) so that C^{w_2} does not contain u when removing w_2 , and an edge $w_2 w'_2$ ($w'_2 \neq w_1$) so that C^{w_1} does not contain u' when removing w_1 . Note that w'_1 and w'_2 can coincide, but do not have to. Consider a vertex $x \notin \{V_0, w_1, w'_1, w_2, w'_2\}$. As before, since the via-cells C^x and C^{w_1} are glued in $D \setminus \{w_1, x\}$, $w_2 w'_2$ cannot be an edge separating them, so C^x cannot contain u' . Analogously, $w_1 w'_1$ cannot separate C^x and C^{w_2} , and C^x cannot contain u . Thus, the only possibility for C^x to be a vi-cell is that it is incident to v_1 . But in such a case, C^x cannot be glued to C^{w_1} by removing w_1 and x because C^x is in a grid cell that is after m and C^{w_1} is adjacent to uu' . Therefore, C^{w_1} and C^{w_2} must have some vertex in common, contradicting our choice of S_1 and S_2 . As a consequence, at least one of S_1 and S_2 must be empty, $C^{w_1}, C^{w_2}, \dots, C^{w_s}$ must share at least one vertex of G , and by the previous claim $C^{w_1}, C^{w_2}, \dots, C^{w_s}$ must contain a

common vi-cell C of D . ◀

Proof of Lemma 16. Consider seven vertices w_1, \dots, w_7 not in V_0 . For $i = 1, \dots, 7$, let $(C_1^{w_i}, C_2^{w_i})$ be a pair of antipodal vi-cells in the subdrawing $D \setminus \{w_i\}$, and let $G_1^{w_i}$ and $G_2^{w_i}$ be the grid cells in Δ_1 and Δ_2 (of $D \setminus \{w_i\}$) containing $C_1^{w_i}$ and $C_2^{w_i}$, respectively. From the seven grid cells $G_1^{w_i}$, at least four, say $G_1^{w_1}, G_1^{w_2}, G_1^{w_3}$ and $G_1^{w_4}$, are on a same side of m , say before. We distinguish whether there is a grid cell $G_1^{w_i}$ after m or not.

Case 1: At least one of the grid cells $G_1^{w_i}$, say $G_1^{w_7}$, is after m .

Observe that for the rotation system of $D \setminus \{w_1, w_7\}$ to be generalized twisted, since $G_1^{w_1}$ (and $C_1^{w_1}$) is before m and $G_1^{w_7}$ (and $C_1^{w_7}$) after m , by Corollary 13 the only option is that $D \setminus \{w_1, w_7\}$ has two pairs (C_1, C_2) and (C'_1, C'_2) of antipodal vi-cells. Besides, by Lemma 12, C_1 and C'_1 are the vi-cells in $D \setminus \{w_1, w_7\}$ incident to u_2 and placed before and after m , and C_2 and C'_2 are the vi-cells in $D \setminus \{w_1, w_7\}$ incident to u'_2 and placed after and before m . In particular, this implies that since $G_1^{w_1}$ is before m in Δ_1 , then $G_2^{w_1}$ must be after m in Δ_2 . For the same reason, $G_2^{w_2}, G_2^{w_3}$ and $G_2^{w_4}$ are after m in Δ_2 . By Lemmas 14 and 15, there is a vi-cell C in Δ_1 contained in $C_1^{w_1}, C_1^{w_2}, C_1^{w_3}$ and $C_1^{w_4}$, and a vi-cell C' in Δ_2 contained in $C_2^{w_1}, C_2^{w_2}, C_2^{w_3}$ and $C_2^{w_4}$. Let us see that (C, C') are antipodal in D . As the pairs of antipodal vi-cells $(C_1^{w_1}, C_2^{w_1}), (C_1^{w_2}, C_2^{w_2}), (C_1^{w_3}, C_2^{w_3})$ and $(C_1^{w_4}, C_2^{w_4})$ contain (C, C') , then for any triangle $y_1 y_2 y_3$ in D such that w_1, w_2, w_3 or w_4 are not in $\{y_1, y_2, y_3\}$, the cell C lies on one side of $y_1 y_2 y_3$ and the cell C' in the other. Since at least one of $\{w_1, w_2, w_3, w_4\}$ has to be different from $\{y_1, y_2, y_3\}$, this implies that C and C' are antipodal in D . Therefore, (C, C') is a pair of antipodal vi-cells in D .

Case 2: None of the grid cells $G_1^{w_i}$ is after m .

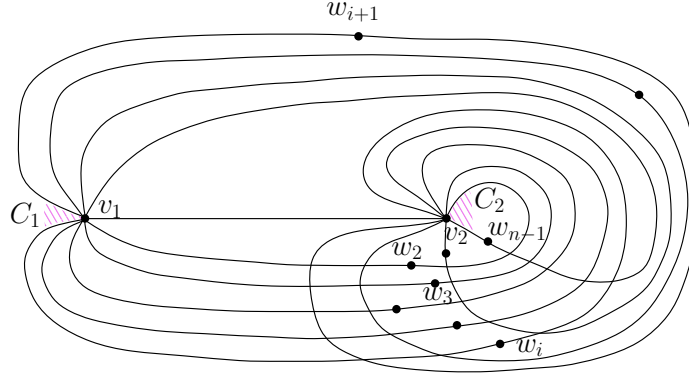
This means, all of them are before m . Consider the grid cells $G_2^{w_i}$ in Δ_2 . If there were grid cells before and after m in Δ_2 , we could argue as in the previous paragraph, interchanging the roles of Δ_1 and Δ_2 . Thus, we may assume that all the grid cells $G_2^{w_i}$ are on one of the sides of m . Again, by Lemmas 14 and 15, there is a vi-cell C in Δ_1 contained in all the vi-cells $C_1^{w_i}$, and a vi-cell C' in Δ_2 contained in all the vi-cells $C_2^{w_i}$. Given a triangle $y_1 y_2 y_3$, as at least one of $\{w_1, \dots, w_7\}$ has to be different from $\{y_1, y_2, y_3\}$, we have that (C, C') is a pair of antipodal vi-cells in D . ◀

C Missing proofs of Section 4

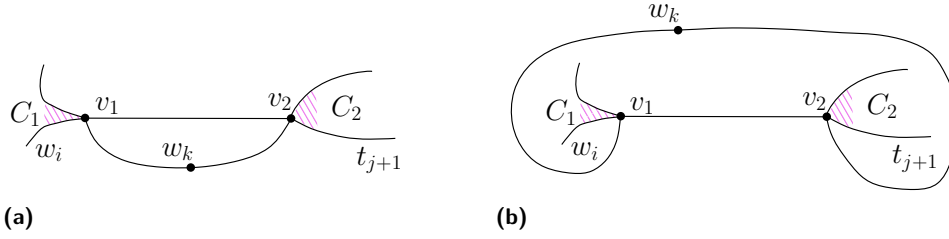
Proof of Lemma 17. We start by proving (i). Figure 22 shows an example of the rotations of v_1 and v_2 .

Assume that the (clockwise) rotation of v_2 is $\{v_1 = t_1, t_2, \dots, t_{n-1}\}$ and that the edges $v_2 t_j$ and $v_2 t_{j+1}$, for some $j \in \{1, \dots, n-1\}$, define part of the boundary of C_2 .

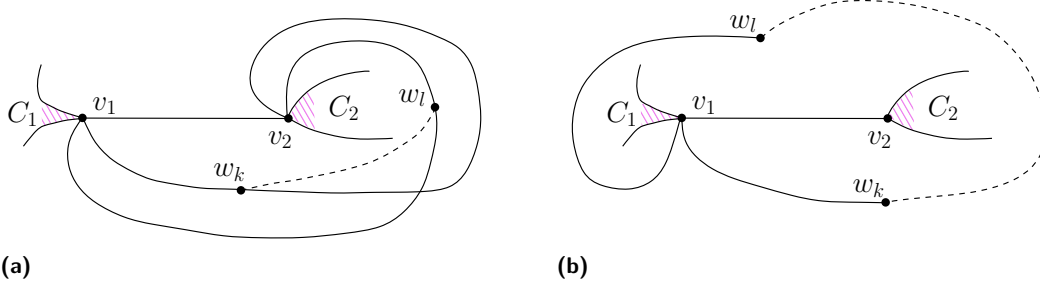
We first show by contradiction that if a vertex appears before C_1 around v_1 (clockwise from v_2), then it also appears before C_2 around v_2 (clockwise from v_1), that is, a vertex w_k with $2 \leq k \leq i$ corresponds to a vertex $t_{k'}$ with $2 \leq k' \leq j$. Suppose to the contrary that a vertex w_k with $2 \leq k \leq i$ corresponds to a vertex $t_{k'}$ with $j+1 \leq k' \leq n-1$ (see Figure 23 for a depiction). When rotating clockwise around v_1 from v_2 , we can be either inside or outside the triangle $v_1 v_2 w_k$, depending on how the edges $v_1 v_2$, $v_1 w_k$, and $w_k v_2$ are drawn in D . Since we are supposing that $j+1 \leq k' \leq n-1$, if we are inside $v_1 v_2 w_k$ (Figure 23a), then C_1 and C_2 are necessarily outside $v_1 v_2 w_k$, and if we are outside $v_1 v_2 w_k$ (Figure 23b), then



■ **Figure 22** The rotations of v_1 and v_2 .



■ **Figure 23** If w_k appears before C_1 around v_1 , then w_k cannot appear after C_2 around v_2 .



■ **Figure 24** If w_k appears before w_l around v_1 , then w_k cannot appear before w_l around v_2 .

C_1 and C_2 are necessarily inside $v_1v_2w_k$. In any case, this contradicts that C_1 and C_2 are antipodal. Therefore, a vertex w_k with $2 \leq k \leq i$ corresponds to a vertex $t_{k'}$ with $2 \leq k' \leq j$.

Using a similar reasoning, we also have that if a vertex appears after C_1 around v_1 (clockwise from v_2), then it appears after C_2 around v_2 (clockwise from v_1), that is, a vertex w_k with $i+1 \leq k \leq n-1$ corresponds to a vertex $t_{k'}$ with $j+1 \leq k' \leq n-1$. Hence, in the clockwise rotation of v_2 beginning at v_1 , vertices w_k with $k \leq i$ appear first and then vertices w_k with $k \geq i+1$.

We now show, again by contradiction, that for two vertices w_k and w_l with $2 \leq k < l \leq i$, w_l appears before w_k in the (clockwise) rotation of v_2 from v_1 . Suppose to the contrary that w_k appears before w_l . Then the edges v_1w_l and v_2w_l emanate in different sides of the triangle $v_1v_2w_k$ from v_1 and v_2 , respectively. Thus, necessarily either v_1w_l and w_kv_2 cross or v_1w_k and w_lv_2 cross (see Figure 24a for a depiction). Besides, since there is exactly one crossing in the subdrawing induced by any four vertices of a generalized twisted drawing, w_kw_l cannot cross any of the edges $v_1v_2, v_1w_k, v_1w_l, v_2w_k$ and v_2w_l , because either v_1w_l and

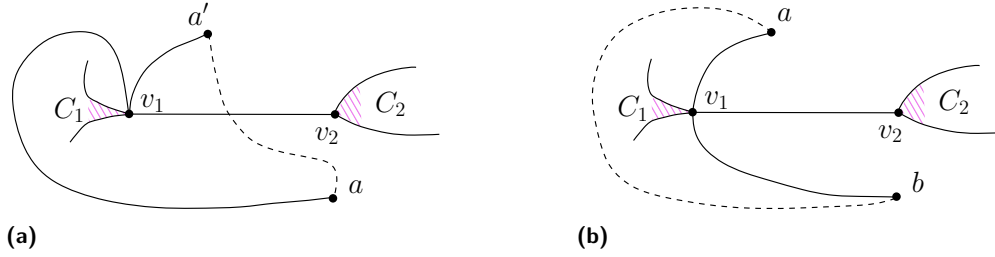
$w_k v_2$ or $v_1 w_k$ and $w_l v_2$ cross (see Figure 24a). However, as w_k and w_l appear before C_1 around v_1 (clockwise from v_2), if $w_k w_l$ does not cross $v_1 v_2$, then C_1 and C_2 cannot be in different sides of the triangle $v_1 w_k w_l$ (see Figure 24b), contradicting that C_1 and C_2 are antipodal. Therefore, for two vertices w_k and w_l with $2 \leq k < l \leq i$, w_l appears before w_k in the (clockwise) rotation of v_2 beginning at v_1 .

In an analogous way, we can also prove that for two vertices w_k and w_l with $i + 1 \leq k < l \leq n - 1$, then w_l appears before w_k in the (clockwise) rotation of v_2 beginning at v_1 .

As a consequence, since the vertices before C_1 around v_1 (beginning at v_2) must appear before C_2 around v_2 (beginning at v_1) in opposite order, and the vertices after C_1 around v_1 must appear after C_2 around v_2 in opposite order, the (clockwise) rotation of v_2 must be $\{v_1, w_i, w_{i-1}, \dots, w_2, w_{n-1}, w_{n-2}, \dots, w_{i+1}\}$ and the edges $v_2 w_2$ and $v_2 w_{n-1}$ define part of the boundary of C_2 , which completes the proof of (i).

The proofs of (ii) and (iii) are analogous, except that around v_1 , there are no edges $v_1 w_j$ ($2 \leq j \leq n - 1$) before (Case (ii)) or after (Case (iii)) the cell C_1 , respectively. Hence, one of the groups $\{w_2, \dots, w_i\}$ and $\{w_{i-1}, \dots, w_{n-1}\}$ is empty, while the other one contains all vertices $\{w_2, \dots, w_{n-1}\}$. In both cases, this yields a clockwise rotation of $\{v_1, w_{n-1}, w_{n-2}, \dots, w_2\}$ at v_2 . In Case (ii) (no edge before C_1), the edges $v_2 v_1$ and $v_2 w_{n-1}$ are on the boundary of C_2 , while in Case (iii) (no edge after C_1), the edges $v_2 v_1$ and $v_1 w_2$ are on the boundary of C_2 . ◀

Proof of Theorem 2. \Rightarrow We first show that if D is generalized twisted, then there exists a bipartition of the vertices satisfying (i)–(v).



■ **Figure 25** Illustrating the proof of (i) and (iii) in Theorem 2.

Since D is generalized twisted, there exists a pair (C_1, C_2) of antipodal vi-cells. Let v_1 be a vertex of V incident to C_1 and let $v_2 \neq v_1$ be a vertex of V incident to C_2 . Suppose that $\{v_2 = w_1, w_2, \dots, w_{n-1}\}$ is the (clockwise) rotation of v_1 such that $v_1 w_i$ and $v_1 w_{i+1}$ define part of the boundary of C_1 , for some $i \in \{1, \dots, n - 1\}$. (Note that A or B might be empty, then any statement on vertices in that empty set are vacuously true.)

We define a set A and a set B using Lemma 17 depending on the value of i and will show for that bipartition that it satisfies (i)–(iv). If $i \neq 1, n - 1$, by Lemma 17, the (clockwise) rotation of v_2 is $\{v_1, w_i, w_{i-1}, \dots, w_2, w_{n-1}, w_{n-2}, \dots, w_{i+1}\}$ and $v_2 w_2$ and $v_2 w_{n-1}$ define part of the boundary of C_2 . In this case, we take $B := \{w_2, w_3, \dots, w_i\}$ and $A := \{w_{i+1}, w_{i+2}, \dots, w_{n-1}\}$. If $i = 1$, again by Lemma 17, the (clockwise) rotation of v_2 is $\{v_1, w_{n-1}, w_{n-2}, \dots, w_2\}$ and the edges $v_2 v_1$ and $v_2 w_{n-1}$ define part of the boundary of C_2 . In this case, we take $A := \{v_1, w_{n-1}, w_{n-2}, \dots, w_2\}$ and $B := \emptyset$. Finally, if $i = n - 1$, by Lemma 17, the (clockwise) rotation of v_2 is $\{v_1, w_{n-1}, w_{n-2}, \dots, w_2\}$ and the edges $v_2 v_1$ and $v_1 w_2$ define part of the boundary of C_2 . In this case, we take $A := \emptyset$ and $B := \{v_1, w_{n-1}, w_{n-2}, \dots, w_2\}$.

To prove that A and B induce a partition fulfilling (i)–(v), we first show (i) and (ii) hold. If A contains at most one vertex, (i) is vacuously true. Otherwise, take two vertices a and

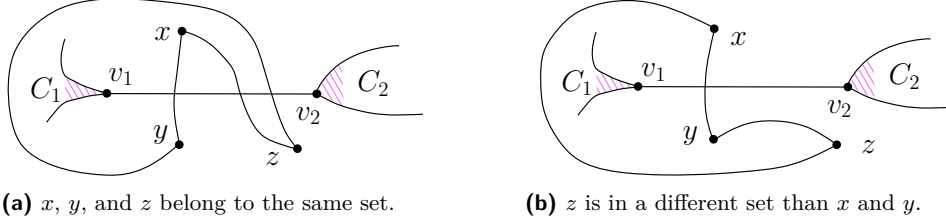
a' in A . Since both appear after C_1 in the rotation of v_1 beginning at v_2 , if aa' does not cross v_1v_2 , then C_1 and C_2 are on the same side of the triangle v_1aa' (see Figure 25a for an example). This contradicts that C_1 and C_2 are antipodal cells. Hence, (i) follows. By analogous arguments for B , (ii) follows.

We now show (iii) holds for A and B . If $A = \emptyset$ or $B = \emptyset$, (iii) is vacuously true. Otherwise, take a vertex $a \in A$ and a vertex $b \in B$. Since b is before C_1 and a is after C_1 around v_1 , the edge ab cannot cross v_1v_2 so that C_1 and C_2 are in different sides of the triangle v_1ab (see Figure 25b for an example). Hence, (iii) follows.

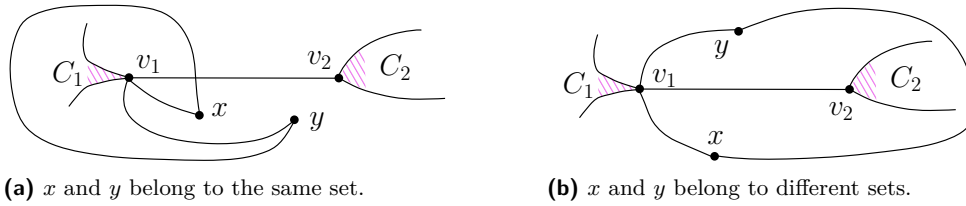
Finally, (iv) and (v) follow directly from the definitions of A and B . Therefore, A and B satisfy (i)–(v).

\Leftarrow We now prove that if there exist two vertices v_1 and v_2 and a bipartition $A \cup B$ of the vertices in $V \setminus \{v_1, v_2\}$ satisfying (i)–(v), then D is generalized twisted. Let $\{v_2, b_1, \dots, b_{n_1}, a_1, \dots, a_{n_2}\}$ be the (clockwise) rotation of v_1 beginning at v_2 , and let $\{v_1, b'_1, \dots, b'_{n_1}, a'_1, \dots, a'_{n_2}\}$ be the (clockwise) rotation of v_2 beginning at v_1 . Let C_1 be the vi-cell of D defined by the edges $v_1b_{n_1}$ and v_1a_1 , and let C_2 be the vi-cell of D defined by the edges $v_2b'_{n_1}$ and $v_2a'_1$. We show that C_1 and C_2 are antipodal by analyzing all possible triangles in D .

We first take three vertices x, y, z different from v_1 and v_2 . Suppose first that all of them belong to the same subset of the bipartition, say B . By (ii), v_1v_2 crosses the three edges of the triangle xyz . Hence, since v_1v_2 crosses the boundary of xyz three times, the vertices v_1 and v_2 (and hence the cells C_1 and C_2) are necessarily in different sides of xyz (see Figure 26a). Suppose now that only two of x, y , and z belong to the same subset of the bipartition, say B . By (ii) and (iii), v_1v_2 crosses the boundary of xyz only once, implying again that v_1 and v_2 (and hence C_1 and C_2) are in different sides of xyz (see Figure 26b).

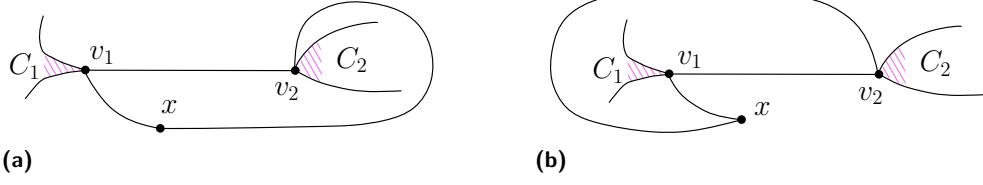


■ **Figure 26** x, y and z are different from v_1 and v_2 . C_1 and C_2 are on different sides of Δxyz .



■ **Figure 27** x and y are different from v_2 . C_1 and C_2 are on different sides of Δv_1xy .

We now take one of v_1 and v_2 , say v_1 , and two vertices x, y different from v_1 and v_2 . Suppose first that x and y belong to the same subset of the bipartition, say B , so v_1v_2 crosses xy by (ii). Besides, by the definition of C_1 , the vertices x and y appear before C_1 when rotating clockwise around v_1 beginning at v_2 . These two facts imply that if v_1v_2 is inside the triangle v_1xy when emanating from v_1 , then C_1 is also inside v_1xy (see Figure 27a), and if v_1v_2 is outside v_1xy when emanating from v_1 , then C_1 is also outside v_1xy . Thus, since



■ **Figure 28** C_1 and C_2 are on different sides of $\Delta v_1 v_2 x$.

$v_1 v_2$ crosses xy , then v_2 (and C_2) must be outside $v_1 xy$ if C_1 is inside $v_1 xy$ (see Figure 27a), and v_2 (and C_2) must be inside $v_1 xy$ if C_1 is outside $v_1 xy$.

Suppose now that $x \in B$ and $y \in A$ belong to different subsets of the bipartition, so $v_1 v_2$ does not cross xy by (iii). By the definition of C_1 , x appears before C_1 and y after C_1 around v_1 , when rotating clockwise from v_2 . Hence, if $v_1 v_2$ is inside the triangle $v_1 xy$ when emanating from v_1 , then C_1 is outside $v_1 xy$ (see Figure 27b), and if $v_1 v_2$ is outside $v_1 xy$ when emanating from v_1 , then C_1 is inside $v_1 xy$. Since $v_1 v_2$ does not cross xy , then v_2 (and C_2) must be inside $v_1 xy$ if C_1 is outside $v_1 xy$ (see Figure 27b), and v_2 (and C_2) must be outside $v_1 xy$ if C_1 is inside $v_1 xy$.

Finally, we take v_1, v_2 and an arbitrary vertex x . Without loss of generality, we may assume that x belongs to B , so x appears before C_1 when rotating clockwise around v_1 from v_2 , and before C_2 when rotating clockwise around v_2 from v_1 . Then necessarily C_1 and C_2 must be in different sides of the triangle $v_1 v_2 x$ (see Figure 28).

Therefore, since for every triangle of D the vi-cells C_1 and C_2 are in different sides, then they are antipodal and D is generalized twisted. ◀

D Missing proofs of Section 5

Proof of Lemma 18. Whether a triangle xyz is a star triangle at x is determined by whether there exists a vertex w such that xw crosses yz . From the rotation system, deciding if two edges cross or not requires constant time, thus deciding whether xyz is a star triangle at x requires linear time by checking for every vertex w if the edges xw and yz cross or not. By Lemma 5, a star triangle xyz at x is empty if and only if y and z are consecutive in the rotation of x . Thus, to find the empty star triangles at x , we only need to explore the (linearly many) pairs of vertices y, z that are consecutive in the rotation of x . Consequently, computing all empty star triangles at x from the rotation R can be done in $O(n^2)$ time. ◀

Proof of Lemma 19. By Lemma 17, in a generalized twisted drawing there is always a pair (v_1, v_2) of compatible vertices. Further, if (C_1, C_2) is a pair of antipodal vi-cells, then v_1 is on the boundary of C_1 and v_2 on the boundary of C_2 (or vice versa).

We look for compatible vertices using the previously calculated empty triangles. Let x be a vertex. If there are not exactly two empty star triangles at x , then R is not generalized twisted by Lemma 6. Otherwise, we denote by $\Delta = xyz$ and $\Delta' = xy'z'$ the two empty star triangles at x . (We remark that one of y and z might coincide with one of y' and z'). If a simple drawing of K_n has a pair of antipodal vi-cells (C'_1, C'_2) , then by Lemma 6, C'_1 (C'_2) must be in Δ (Δ'), and a vertex of Δ (Δ') is incident to C'_1 (C'_2). Thus, to search for compatible vertices, we only need to check pairs (v_1, v_2) of vertices in the set $S = \{(y, y'), (y, z'), (y, x), (z, y'), (z, z'), (z, x), (x, y'), (x, z')\}$.

Given a pair (v_1, v_2) in S , suppose that the rotations of v_1 and v_2 in R are $\{v_2 = w_1, w_2, \dots, w_{n-1}\}$ and $\{v_1 = t_1, t_2, \dots, t_{n-1}\}$, respectively. The algorithm can check in linear

time if v_1 and v_2 are compatible as follows. It explores the vertices w_2, w_3, \dots in order until finding a vertex w_i such that $w_i = t_2$, for some i . Then it explores the vertices t_2, t_3, \dots, t_i in order, checking if this order corresponds to the order w_i, \dots, w_2 . If so, the algorithm checks if the order t_{i+1}, \dots, t_{n-1} is w_{n-1}, \dots, w_{i+1} . This process of checking the rotations requires linear time.

When there is a pair (v_1, v_2) of compatible vertices, the algorithm checks in $O(n^2)$ time if the properties (i)–(v) of Theorem 2 are satisfied for this pair (v_1, v_2) . Let $\{v = w_1, w_2, \dots, w_{n-1}\}$ be the rotation of v_1 . We define A and B as follows. If the rotation of v_2 is $\{v_1, w_{n-1}, \dots, w_2\}$, then $B = \{w_2, \dots, w_{n-1}\}$ and $A = \emptyset$ (or $A = \{w_2, \dots, w_{n-1}\}$ and $B = \emptyset$), and if the rotation of v_2 is $\{v_1, w_i, \dots, w_2, w_{n-1}, \dots, w_{i+1}\}$, for some i different from 1 and $n-1$, then $B = \{w_2, \dots, w_i\}$ and $A = \{w_{i+1}, \dots, w_{n-1}\}$. With these definitions, A and B clearly satisfy (iv) and (v) of Theorem 2. Now, the algorithm checks if (i), (ii), and (iii) of Theorem 2 are satisfied, that is, if for any pair of vertices a and a' in A , the edge aa' crosses v_1v_2 , if for any pair of vertices b and b' in B , the edge bb' crosses v_1v_2 , and if for any pair of vertices $a \in A$ and $b \in B$, the edge ab does not cross v_1v_2 . As testing if two edges cross requires constant time, checking if (i)–(v) are satisfied for a pair (v_1, v_2) requires $O(n^2)$ time.

Therefore, since $|S|$ is a constant, deciding if there is a pair (v_1, v_2) in S such that v_1 and v_2 are compatible and the properties (i)–(v) of Theorem 2 are satisfied for this pair can be done in $O(n^2)$ time. \blacktriangleleft