

Article

Amir Zeldes and Jessica Lin

What makes an entity salient in discourse?

<https://doi.org/...>, Received ...; accepted ...

Abstract: Entities in discourse vary broadly in salience: main participants, objects and locations are noticeable and memorable, while tangential ones are less important and quickly forgotten, raising questions about how humans signal and infer relative salience. Using a graded operationalization of salience based on summary-worthiness in multiple summaries of a discourse, this paper explores data from 24 spoken and written genres of English to extract a multifactorial complex of overt and implicit linguistic cues, such as recurring subjecthood or definiteness, discourse relations and hierarchy across utterances, as well as pragmatic functional inferences based on genre and communicative intent. Tackling the question *‘how is the degree of salience expressed for each and every entity mentioned?’* our results show that while previous approaches to salience all correlate with our salience scores to some extent, no single generalization is without exceptions, and the phenomenon cuts across all levels of linguistic representation.

Keywords: entities, salience, discourse, coreference, genre, summarization

PACS: ...

Communicated by: ...

Dedicated to ...

1 Introduction

It is a truism that not all parts of a text are created equal: some parts are more central to the main message and other more tangential, some facts or participants mentioned are more memorable than others, and if we had to boil down a text to just a short summary, we would be more inclined to cut out some content while retaining what we feel is most important or salient in the text. While this proposition is probably uncontroversial, operationalizing any of the parts needed for studying

Amir Zeldes, Georgetown University, amir.zeldes@georgetown.edu

Jessica Lin, Georgetown University, y11290@georgetown.edu

it in detail certainly is: what are the ‘parts’ of a text, who are ‘the participants’, what does it mean to be memorable or salient and how would we reduce a text to its most important content in a consistent way? And if we could resolve all these issues, what could we learn about what drives salience in discourse? The goal of this paper is to answer the last question by first tackling these definitional challenges, and then examining a large amount of data on salience in different types of text. To foreshadow some of the directions we will pursue, this study will focus on entity terms, i.e. referring expressions, as possible ‘participants’ in a text (including humans, inanimate objects and even abstract notions), use hierarchically nested discourse units in the tradition of Rhetorical Structure Theory (RST, Mann and Thompson 1988) as minimal ‘parts’, and adopt a Computational Linguistics methodology using graded summary-worthiness as a metric for salience, which we will correlate with a range of properties that entity mentions can possess.

Much previous work on salience, centrality or importance has identified a list of candidate properties that co-vary with salience (see Fillmore 1977 for an early overview): salient entities are often expressed as grammatical subjects (Tomlin and Myachykov 2019), tend to refer to animate, or more specifically human participants (Prat-Sala and Branigan 2000), are more often realized as pronouns (Kaiser 2005) or other definite or information structurally given expressions (Chiarcos 2011), appear earlier in sentences (Whiteley 2024), and may be less predictable or evoke higher levels of surprisal (Zarcone et al. 2016). For example, a sentence like (1) might be typical in a story about some kids, while the more unusual sounding (2) would fit better if the time and place i.e. ‘the park’ and ‘5 p.m.’ are salient topics in the discourse, for example because they relate to an alibi question.

- (1) The kids played with a ball in a park next to some trees until 5 p.m.
- (2) In the park, 5 p.m. was the time when some kids played ball next to some trees.

These examples make it plausible that the aforementioned factors can matter and shape how language in context is expressed: to align with the salience of a time expression like ‘5 p.m.’ we might choose to express it early in the sentence, make it the grammatical subject, etc.

However beyond these intuitions, many of the postulated univariate correlations between salience and animacy, subjecthood, definiteness, discourse structure and more, have relied primarily on either non-quantifiable introspective approaches, or on experimental evidence using artificial stimuli and definitions of salience that cannot be applied consistently to language ‘in the wild’. The smaller subset of corpus studies in this area have often suffered from less robust and sometimes circular definitions of salience based on textual criteria that correlate with the

linguistic variables of interest, and have never explored language across a broad range of text types. In this paper we aim to close these gaps by providing a clearly defined operationalization of salience that is explicitly **extra-textual** and applicable to **any kind of text type**, which is crucial since many of the factors connected with salience in previous studies actually vary broadly with genre.

We take a corpus-based approach rooted in definitions of salience as it is understood in Computational and Psycholinguistics literature, seeking to identify the most important, meaningful and memorable parts of given language data, in ways that generalize to a broad range of written and spoken text types in English. The main contributions of this paper are:

- We propose a graded, extra-textual operationalization of salience grounded in summary-worthiness, which enables fine-grained modeling of entity prominence across a broad range of genres.
- We present the first comprehensive analysis of entity salience using richly annotated corpus data spanning both written and spoken English, including referential structure, discourse structure, and morphosyntactic features.
- We develop and evaluate interpretable regression models and other predictive machine learning models that identify the most robust indicators of salience and generalize well to out-of-domain text types.

To guide our investigation, we ask the following research questions:

1. What linguistic and discourse-level properties shape the graded salience of discourse entities?
2. How do these properties interact across genres?
3. To what extent can corpus-based models of salience generalize across diverse discourse types, and what do their errors reveal about the nature of the phenomenon in context when they fail?

2 Defining salience

2.1 Non-computational approaches

Boswijk and Coler (2020) offer a meta-review of salience definitions in Linguistics, divided into papers in Sociolinguistics, Second Language Acquisition (SLA), Cognitive Linguistics and Semantics, which diverge somewhat from the sense of salience we target here, and will therefore be summarized only briefly. In Sociolinguistics, salience has referred primarily to social indexation of linguistic features that attain the status of Labovian markers (i.e. features overtly indexing sociolinguistic

properties that listeners are aware of), as opposed to variationist indicators, which non-linguist listeners are unaware of (Labov 2007), and more generally to the notion of Markedness (Rácz 2013), i.e. forms that deviate from default choices to signal social categories.

By contrast, distinguishes between *bottom-up* and *top-down* salience. Bottom-up salience arises from intrinsic properties of an item, such as perceptual prominence or distinctiveness that make it stand out, often due to low predictability (i.e., it is surprising in context). Top-down salience, on the other hand, is driven by external contextual factors that increase an item's expectedness, such as the perceiver's goals, task relevance, or recent experience (Zarcone et al. 2016). In short, bottom-up salience parallels surprisal, while top-down salience aligns with predictability. SLA uses of the term align with the Cognitive Linguistics literature in discussing intrinsic vs. contextual salience, but focus more on frequency as a measure of unexpectedness, and by extension, salience. Meanwhile in Semantics, Boswijk and Coler (2020) find a focus on accessibility (e.g. Bardovi-Harlig 1987; Giora 2003), where salient readings of ambiguous expressions are those that are more, not less frequent, and high salience corresponds to ease of processing in context.

2.2 Computational and corpus approaches

The overview by Boswijk and Coler (2020) unfortunately does not cover Computational and Psycholinguistic work. In Computational Linguistics, salience is often seen as the “degree of prominence or attention an entity is assigned” (Chiarcos and Stede 2004; 23). An influential early approach to operationalizing salience is Centering Theory (Grosz et al. 1995), a “framework for theorizing about local coherence and salience” (Poesio et al. 2004; 309). Centering proposes that discourse coherence is created by salient co-referring expressions that form chains of reference, such that certain types of linguistic marking (e.g. subjecthood) lead listeners to assign more prominence to certain entities. The entities in every given sentence are ranked by salience, creating an ordered set of ‘forward-looking centers’ or *Cf*, with the expectation that the following sentence will most likely refer back to the highest ranking member of *Cf*, often with a pronoun, creating the following sentence’s ‘backward-looking center’ or *Cb* – the most anaphoric element of the sentence. The theory then categorizes more and less coherent transitions between sentences based on their *Cf* and *Cb* values: in a ‘Continuation’, the current *Cb* is the same as the previous *Cb* and is also the highest-ranked element in the current *Cf*; in a ‘Retaining’, the current *Cb* matches the previous *Cb* but is no longer the most prominent element in the current *Cf*. Example (3), adapted from Grosz

et al. (1995; 211), illustrates Cf ranking and Cb in a pair of consecutive sentences, realizing the ‘Continuation’ transition.

- (3) [Susan]_{Cf₁} gave [Betsy]_{Cf₂} [a pet hamster]_{Cf₃}. [She]_{Cb}_{Cf₁} asked whether [Betsy]_{Cf₂} liked [the gift]_{Cf₃}.

The Cf ranking of entities in each sentence depends on a number of factors, including pronominalization (Cb > other pronouns > non-pronouns), grammatical function (subj > obj > other), and givenness (given/aforementioned > accessible/inferable > new), with ties being broken by linear order (early > late). ‘Susan’ ranks highest because she is the subject in the first sentence and no pronouns are used, followed by Betsy, an (indirect) object, and finally the hamster. In the second sentence, the only pronoun used, ‘She’, is selected as the Cb, which links back to the previous sentence to maintain coherence. By virtue of being Cb, it is also ranked highest in the second sentence Cf ranking (though Susan being the subject would also rank her first if a pronoun had not been used in this case), then Betsy, now a subject, again outranks ‘the gift’. Although Cf ranking in Centering has a range of operationalizations taking further properties into consideration (Poesio et al. 2004), we note that they are all intra-textual, meaning they depend on the form of referring expressions in utterances. When used as definitions of salience, such form-based criteria risk circularity, since the linguistic variables of interest (e.g., grammatical role, Cb status) are built into the salience label itself. We will therefore examine Centering analyses of entities in this paper as correlates, rather than definitions of salience (see Section 4.4 for more detailed discussion).

In the past two decades, Computational Linguistics, and especially corpus-based work on salience has focused on the task of Salient Entity Extraction (SEE, see Gamon et al. 2013; Lin and Zeldes 2024; Bhowmik et al. 2024), which aims to identify the most salient entities referred to in an arbitrary text based on labeled data. In this approach, semantic denotations corresponding to clusters of mentions are the carriers of salience, rather than individual textual forms of specific mentions. For example, if a story contains two characters, Kim and Yun, Kim may be more salient than Yun *as an entity*, regardless of differences in contextual predictability, markedness or frequency of form for specific mentions of those characters, which may be pronouns, phrases headed by simple nouns (Kim might be mentioned as ‘the eager young singer’), proper nouns, etc. SEE approaches generally rely on data that is either directly annotated by or derived from human judgments, which target notions of prominence or centrality.

In the most direct approach, previous computational work on SEE has relied on annotators explicitly identifying entities deemed important or central to a discourse (Dojchinovski et al. 2016; Trani et al. 2018; Maddela et al. 2022), and similar

annotation efforts have been applied to rating salience for propositions, or questions about propositions and entire texts (Wu et al. 2024; Trienes et al. 2025). While intuitively appealing, explicit salience judgments present methodological challenges: annotators may diverge significantly due to prior knowledge and individual biases, varied conceptions of importance, or subjective assessments about discourse relevance and its exact locus (Finlayson 2015; Trani et al. 2018; 15). A further issue is the scalability of direct elicitation methods, particularly when annotating extensive data covering a broad range of genres.

More scalable and consistent alternatives to direct annotation have also emerged, including reliance on user behaviors such as click-stream data (e.g. if an entity is relevant to a document, it will be clicked on in web searches for the entity, see Gamon et al. 2013), or pre-existing data structures, such as the presence of hyperlinks and category listings in Wikipedia (Wu et al. 2020). Although these approaches are inherently independent of linguistic form and therefore resistant to circularity, they are also highly specific to certain kinds of data (web searches, Wikipedia) and task-based settings, rather than targeting general notions of salience. Importantly for our use case, it is unclear how they could be used to approach spoken data, or even long-form written text (e.g. fiction).

In response to the challenges above, recent research has advocated for summary-based approaches, which rely on extracting one or more summaries for documents, and define salience in terms of **summary-worthiness**, which we discuss next.

2.3 Graded summary-based salience

Boswijk and Coler (2020; 713) point out that “even when definitions [of salience] are given, they are often circular” – the main issue responsible for this circularity in their analysis is reliance on text-internal criteria to identify salient mentions (e.g. subjecthood in Centering Theory or definiteness in the Mental Salience framework). These criteria interfere with, and in some cases preclude using corpus data to identify correlates of salience, as these may end up being the very features that define the term in that approach. Similarly, markedness or surprisal based approaches, while not tied to a specific marker such as definite articles or pronouns, also fall into the class of text-based definitions, because they are a direct function of word choice (pronouns are more frequent, etc.), rather than the result of human interpretation of the content.

Our approach follows ideas first promoted by Dunietz and Gillick (2014) and developed further by Lin and Zeldes (2024), relying on summary-worthiness as the main criterion for salience. The basic idea of these approaches is that, because summaries are naturally constrained to be short, only the most salient entities will

be mentioned in them. Put inversely, if an entity is truly salient in a document, then it should be difficult or impossible to summarize its content without mentioning it. This approach has several advantages:

1. It is extra-textual, since the criterion for being salient does not depend directly on textual forms in the original document
2. It is applicable to any text type (unlike relying on hyperlinks, click-data, etc. which are exclusive to Web data)
3. Given a summary and a list of entities in a document, it is relatively easy to operationalize objectively whether each entity appears in the summary

At the same time, the approach also has several potential pitfalls:

1. Humans may still disagree on the presence of certain entities in summaries
2. Even if the alignment-based operationalization is relatively objective, summaries themselves introduce subjectivity
3. Although it is hard to summarize a document without its most salient entities, it is comparatively easier to include non- or less salient entities
4. Unlike click-data, which is quantitative, being mentioned is binary, prohibiting a quantitative notion of relative salience

For the first pitfall in particular, it is crucial to show that humans can agree about whether or not entities have been mentioned in a summary, which we refer to as *entity-summary-alignment*, and evaluate in the next section. Pitfalls 2–4 can all be mitigated substantially by using not one, but several summaries (Lin and Zeldes 2025). Below, we therefore use five summaries for each document and operationalize salience as **the number of document summaries in which an entity is mentioned**, ranging from 0 to 5. This means that the subjectivity of a particular summary is balanced by others (pitfall 2), less salient entities are unlikely to appear in all or even many summaries (3), and the resulting data is graded, providing relative salience scores (4).

3 Data

To get a comprehensive view of what is salient in different kinds of texts, while also having access to a broad range of annotations relevant to our research questions, we use the Georgetown University Multilayer corpus (GUM, Zeldes 2017), a freely available English dataset annotated for dependency syntax using Universal Dependencies (de Marneffe et al. 2021), nested named and non-named entities with coreference resolution in the Universal Anaphora format (Poesio et al. 2024),

discourse parsing using Enhanced Rhetorical Structure Theory (eRST, Zeldes et al. 2025), and more.

The corpus covers a total of around 268,000 tokens in over 280 documents, divided into four partitions: training, development and test partitions for the main corpus, and a second out-of-domain test partition called GENTLE (GENre Tests for Linguistic Evaluation, see Aoyama et al. 2023). Table 1 gives an overview of document types, sources and amounts of data.

Genre	Source	Docs	Tokens	Genre	Source	Docs	Tokens
Academic writing	Various	18	17,169	How-to guides	wikiHow	19	17,081
Biographies	Wikipedia	20	18,213	Interviews	Wikinews	19	18,196
Vlogs	YouTube	15	16,864	Letters	Various	12	9,989
Conversations	UCSB Corpus	15	17,932	News stories	Wikinews	24	17,186
Courtroom transcripts	Various	9	11,148	Podcasts	Various	10	11,986
Essays	Various	9	10,842	Political speeches	Various	15	16,720
Fiction	CC fiction	19	17,511	Textbooks	OpenStax	15	16,693
Forum discussions	reddit	18	16,364	Travel guides	Wikivoyage	18	16,515
Total GUM:		255	250,409	(test: 32 docs; dev: 32 docs; train: 191 docs)			
Dictionary entries	Wiktionary	3	2,423	Poetry	Wikisource	5	2,090
Esports commentaries	YouTube	2	2,149	Mathematical proofs	ProofWiki	3	2,106
Legal documents	Wikisource	2	2,288	Syllabuses	GitHub	2	2,431
Medical notes	MTSamples	4	2,164	Threat letters	casetext	5	2,146
Total GENTLE:		26	17,799	(test only: 26 docs)			
Grand total:		281	268,208				

Tab. 1: Overview of data in GUM (top) and GENTLE (bottom).

Single human-written summaries were initially collected for the corpus by Liu and Zeldes (2023), which were subsequently expanded to five summaries per document, all human written for the development and test sets, and four per document generated by LLMs for the remaining data next to a single human-written summary (see Lin and Zeldes 2025). All summaries were then manually corrected and aligned to indicate which entities in each document are mentioned in which summary, allowing for the extraction of salience scores as described above. To give an idea of human agreement levels on entity-summary-alignment, we carried out a double annotation experiment over a test set of 3,283 entities and 24 summaries. Using gold-standard entity annotations as candidates, annotators reached a very high agreement of $\kappa = 0.9782$ on binary judgments of whether each entity appeared in the summary, showing that, in our setting, pitfall 1 is mitigated: humans can reliably agree on the presence of entities in summaries.

The sixteen genres in the GUM partitions cover both spoken and written text types, including cross-modal types such as speeches (often written to be spoken), and more or less spontaneous modes of speech, from spontaneous face-

to-face conversations to often more scripted YouTube vlogs. Written data ranges from formal academic writing, to user generated content from Reddit, as well as instructional genres such as how-to guides from Wikihow and travel guides from Wikivoyage. The additional GENTLE partition adds eight diverging and potentially challenging text types: dictionary entries which are metalinguistic by nature, live eSports commentary which is highly situated and unscripted depending on spontaneous video game action, as well as more formal medical notes, legal documents, course syllabi, poetry, mathematical proofs and finally, threat letters.

For the majority of this paper, we will use the training and development partitions to study salience, before moving on to developing and testing multifactorial models on the test partitions in Section 5.1. Since the data in the normal test partition comes from the same sources as the training data, we may expect models to perform particularly well on it; we will therefore also evaluate models using the GENTLE partition, with the idea that generalization to those text types may offer strong support for the relevance of the associated models.

4 Univariate and single level studies

With our salience-annotated data in hand, we are now in a position to answer a number of research questions about salience in naturally occurring data. The following subsections analyze the relationship between salience and grammatical function (Section 4.1), animacy or entity types (Section 4.2), discourse structure (Section 4.3), and referential structure (Section 4.4). Throughout this section, we will distinguish **instance-based** properties, which apply to individual entity mentions in a specific sentence, versus **entity-based** properties, which aggregate data about entities from all of their mentions, and for which we therefore have one value per unique entity (i.e. a cluster of mentions). We will examine individual correlates of salience and limited models of specific levels of linguistic structure (e.g. morphosyntax), before turning to broader multifactorial models in Section 5.1.

4.1 Is salience marked through subjecthood?

In previous work, some of the most frequently invoked characteristics of salience have been a bias towards realization as the grammatical subject (including via passivization if needed), and a number of factors that are collinear with subjecthood and each other, such as pronominalization, short length, and definiteness or givenness. Partly orthogonal to grammatical categories of form is *linear order*, either within the sentence or the entire document, with early order in the sentence again being correlated with subjecthood. Previous work has found that earlier

mentions gain salience by forming a foundation for the interpretation of subsequent mentions. In sentence processing this has been called the Advantage of First Mention (Gernsbacher 1997; 273–275), which promotes faster reading times and lexical access in post-hoc queries (e.g. elicited recall of entities in a text). The effect also persists when first mentions are non-subjects (Carreiras et al. 1995), meaning it is distinct from, and can be additive to subject prominence, at least in SVO languages such as English, or other subject-before-object word order languages (which covers over 83.3% of languages in a sample of 1376 languages in the World Atlas of Linguistic Structures, Dryer 2013).

Using our data, we can first test the extent to which the two most obvious confounds of subjecthood, pronominalization and linear order, correspond to salience. For pronominalization we can run an instance-based t-test, which, given the size of the data ($N \sim 53,000$ in the training partition) is unsurprisingly significant, but with only a medium effect size ($p < 0.00001$, $g = 0.65$). For linear order, we observe that position of the first mention of an entity (expressed as the ratio of the entity-based first token index/length of the document) is much better correlated with salience score than linear positions within a sentence (instance-based position in sentence/sentence length) – document position exhibits Pearson’s $r = -0.251$, while position in the sentence has only $r = -0.059$ (both results highly significant, $p < 0.00001$). While these results are all clearly significant, we would now like to know: a. whether grammatical function, and in particular subjecthood, is also significantly associated with salience, and b. whether this effect is significant even when position, pronominalization and other form-based factors are known.

To answer the first question, we first examine grammatical functions in isolation. Since function labels are an instance-based property, we investigate this again at the mention level using the training partition, meaning that entities with more mentions will have an outsize effect on results; at the same time, we note that singletons, i.e. entities mentioned only once in a text, are the largest part of our data, covering over 72% of entities, and 37.3% of mentions. Figure 1 gives the mean salience score for the top and bottom 5 most/least salient dependency relations using the UD tagset, overlaid with their percentage of entities scoring a salience rating of 5, as well as adjusted 95% confidence intervals.¹

As the figure shows, nominal subjects (`nsubj`) are indeed much more salient than almost all of the other grammatical functions in the corpus. However, they actually rank fourth out of the total 45 labels used in the data for any entity,

¹ Since we compare 45 attested UD labels, confidence intervals are adjusted using General Linear Hypothesis Testing (GLHT, Hothorn et al. 2008) to compensate for compounded alpha errors. Any pair with non-overlapping error bars differs significantly for $\alpha = 5\%$.

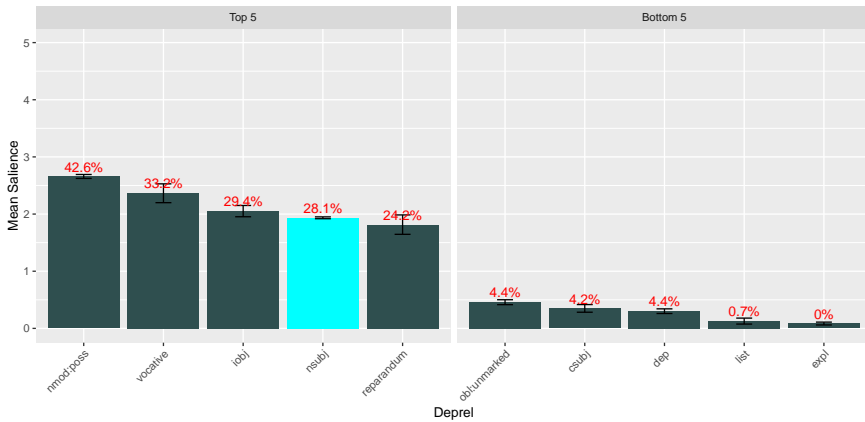


Fig. 1: Mean salience scores for mentions with the top and bottom five dependency relations. Error bars reflect GLHT-adjusted 95% confidence intervals and the percentage of mentions with *salience* = 5 is listed in red; the bar for nominal subjects is highlighted.

behind *nmod:poss* (possessive pronouns and genitive 's modifiers), *vocative* and *iobj* (indirect objects, i.e. ditransitive recipients); in the case of possessives and vocatives, the difference is also highly significant, and the proportion of score 5 salient mentions is 52% and 18% higher for possessives and vocatives than it is for subjects – a very substantial difference.

Moving to the second question above, although we have already seen that linear order and pronominalization are significant correlates of salience, we find that the effect of grammatical function easily remains significant even in a linear model incorporating all of these features. Since salience labels are discrete and follow a U-shaped, rather than a normal distribution (*salience*=0 applies to over 62% of the mentions, and nearly 17% of mentions have *salience*=5), we employ a beta-binomial regression, which is appropriate for aggregate U-shaped integer data, and model our salience scores as the sum of five binomial success ‘chances’, corresponding to a positive salience vote based on each summary. As additional form-based predictors, we include not only a binary pronominalization feature, but instead consider the categorical part-of-speech of each mention’s head word (with PRON being one of 16 attested values² using Universal POS tags, Petrov et al. 2012), as well as definiteness and singular number as binary variables, both of which

² The 17th possible tag PUNCT is never used as the head of an entity.

have been positively linked to salience in previous work. As the instance-based model shown in Table 2 demonstrates, all form-based variables remain significant.³

Tab. 2: ANOVA table for model: $\text{salience} \sim \text{position_in_sent} + \text{position_in_doc} + \text{deprel} + \text{pos} + \text{definite} + \text{number}$, with predictors sorted by change in AIC based on single term deletions, from the least to the most informative.

Term	Df	Deviance	AIC	F value	Pr(>F)
<none>		167727	212799		
position_in_sent	1	167883	212847	49.748	1.769×10^{-12} ***
definiteness	1	168095	212914	117.161	$< 2.2 \times 10^{-16}$ ***
position_in_doc	1	169808	213456	661.929	$< 2.2 \times 10^{-16}$ ***
number	1	171418	213960	1173.888	$< 2.2 \times 10^{-16}$ ***
part-of-speech	15	174003	214731	133.062	$< 2.2 \times 10^{-16}$ ***
dependency_relation	44	174642	214869	49.979	$< 2.2 \times 10^{-16}$ ***

In other words, while the answer to the question ‘is salience marked via subjecthood’ cannot be a simple ‘yes’ – other functions are in fact stronger correlates – grammatical functions matter, and subjects are among the more salient.

Looking at the data qualitatively, one property that the most salient grammatical functions have in common quickly becomes clear – as shown in examples (4)–(6), they tend to represent human participants: (relevant entities are given in brackets with the salience score in a subscript and the dependency relation in superscript)

- (4) *“It doesn’t hurt, [Gram]₅^{vocative},” [Renata]₅^{nsubj} says*
- (5) *[the administration]₀^{nsubj} asked [me]₅^{iobj} for [a job description]₀^{obl}*
- (6) *[Johann]₂^{nsubj} also plagiarized ... from [[Daniel’s]₅^{nmod:poss} book]₁^{obl}*

In (4), a character in a short story is addressing another, and both are mentioned in all summaries. Although subjects are prominent and main characters are often subjects, not all subjects are characters, while vocatives almost guarantee a human participant. In (5), taken from a political speech, a minister is telling what the administration asked of her – the minister is salient and mentioned in summaries of her speech, but the administration is not mentioned in the summaries, leading to a score of 0. Finally in (6), taken from a biography of Daniel Bernoulli, we see

³ Since there are 45 dependency relation labels, we provide significance values based on Likelihood-Ratio tests for single term deletions of the complete model, and follow the same practice in models below.

that Johann Bernoulli, his father, is a subject, and somewhat salient (mentioned in 2 summaries), but not as much as Daniel.

But if subjects are not actually the grammatical function most strongly associated with salience, why have they occupied so much of the work presented in Section 2? To better understand this, consider how many of the mentions in the grammatical categories outranking subjects for salience have the PERSON entity type. In our training data, indirect objects consist of mentions of people 82% of the time, vocatives 94%, and possessors are at about 80%. By contrast, subjects only represent people 59% of the time. Seen from this perspective, what is unique about subjects is not that they are the most salient grammatical function, but rather how salient they are despite having a lower proportion of PERSON entities. In other words, while most possessor entities and almost all vocatives are people as in example (6) or (4), far from all subjects are.

Given the overwhelming prevalence of human participants as salient entities in the most salient grammatical functions, and with the qualitative examples above in mind, the next question we address is whether mentions of people, or perhaps more broadly animate entities, are the best (and simplest) explanation for what drives salience scores?

4.2 Are people simply the most salient?

It has been noted that as humans, we tend to focus on mentions denoting people at the expense of other participants. For example, animate referents, both people and to an extent animals, are recognized more quickly in lexical decision tasks (Bonin et al. 2019), are recalled better in episodic memory (Gelin et al. 2017), and are classified more quickly and accurately in visual tasks (New et al. 2007). Animacy effects are also known to be strong enough to override other constraints, such as the agent-first preference, with human participants often being promoted to sentence-initial position as subjects, even for predicates whose word-order preferences are violated as a result (Ferreira 1994). Animacy is sometimes treated as a binary distinction (humans/non-humans), but is also often viewed as a scale, where people outrank animals (de Swart and de Hoop 2018; Sorlin and Gardelle 2018), and some authors distinguish further levels: 1st/2nd person outranking 3rd person, proper names outranking common noun entities, inanimates at the bottom (Croft 2003), sometimes additionally with concrete objects above abstracts (Siewierska 2004).

With this in mind and given the examples in the previous section, it seems reasonable to suspect that PERSON (and perhaps ANIMAL) entities should be more salient on average than other types – we can refer to this proposal as the Animate Salience Hypothesis (ASH). Figure 2 gives the mean salience score per mention by

entity type, using the 10 types distinguished in our corpus. The first panel on the left shows the overall distribution, and clearly confirms the ASH proposal. It is also in line with a graded runner-up position for ANIMAL entities, while placing what are arguably the two most abstract categories, ABSTRACT and TIME, at the bottom.⁴ Surprising rankings compared to animacy hierarchies include places outranking inanimate objects, and plants not being third, despite being living things.

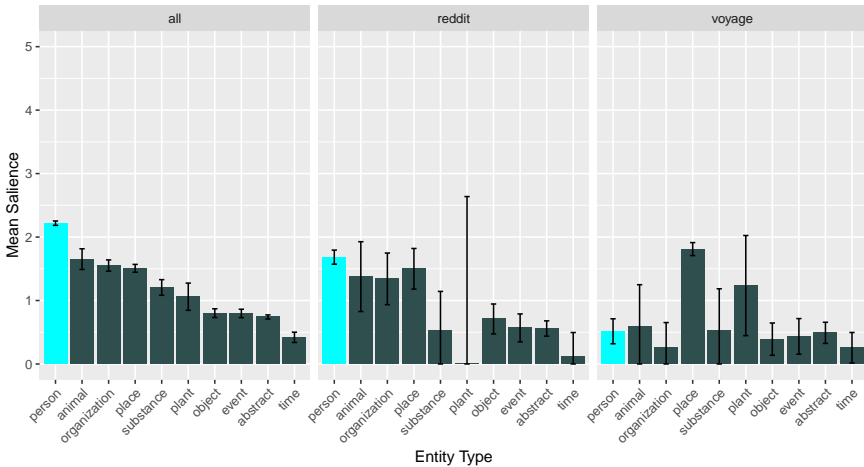


Fig. 2: Mean saliency scores for mentions in each entity type for the entire corpus (left), reddit forum discussions (middle) and Wikivoyage travel guides (right). Error bars reflect GLHT adjusted 95% confidence intervals and the bars for PERSON entities are highlighted.

Before considering the other panels, we should note that the numbers in the figure should be interpreted differently from experimental results on entity type saliency, since we are not actively probing listeners to respond to stimuli balanced for entity type. For example, it is highly likely that many of the contexts for texts in our data have a range of animals present (birds singing in the background of a vlog, or even insects present in a conversation) which are never commented on, meaning such entity types are likely to have a negative **reporting bias** (Gordon and Van Durme 2013), compared to humans, which are more likely to be mentioned if present. Conversely, if an animal is actually mentioned in a text, it is more

⁴ Although ORGANIZATION and EVENT entities are also abstract to an extent, we find it reasonable to consider them more concrete than TIME and ABSTRACT, since they both have concrete exponents: the members of the organizations and participants in events.

likely to be salient. To put it differently, our data reflects naturalistic, spontaneous language data, with all of the benefits of taking natural biases into account, as well as the disadvantages of lower control.

Although the overall picture that emerges from the first panel confirms an ASH account, the question remains whether this is always so, or are there kinds of texts in which different biases apply? To answer this question, we rank the genres in the corpus by the Spearman correlation of their entity distributions with the overall means from the first panel. As it turns out, and somewhat surprisingly, no single genre in the corpus follows the overall ranking exactly. We find that reddit forum discussions (middle panel) follow the overall ranking most closely, with PERSON in the lead (highlighted in cyan), ANIMAL, ORGANIZATION and PLACE next (all not significantly different in either panel) and only SUBSTANCE and PLANT deviating strongly, in large part because plants are almost never mentioned in this subcorpus and are never salient, leading to a large error bar and a mean of zero.

The most deviating genre (lowest Spearman correlation with the overall ranking), by contrast, is travel guides from Wikivoyage (right panel), in which PERSON entities rank only fourth in salience, behind PLACE, PLANT and ANIMAL. We emphasize that this data does not hinge on **frequency** but on **likelihood of salience given a mention**, meaning it should not matter in the plot whether people are mentioned frequently in travel guides or not – only whether they are likely to be salient once mentioned. In sum, Figure 2 shows that while people are overall more likely to be salient, the picture can change substantially across genres. It may not be surprising that places are salient in travel guides, but if we want to model what makes entities salient across a broad range of text types, we must take this, too, into account, and we cannot simply assert that ‘people are more salient’.

So why are people not so salient in travel guides, even when they are mentioned? In many cases, the answer appears to be that by the very nature of travel guides as a genre, people are likely to be mentioned only in passing, and they are often ultimately not ‘summary-worthy’. To see why, consider examples (7)–(8) from two travel guides.

- (7) [Sydfynske Øhav]₅^{place} is located south of [the Danish island of Funen]₄^{place}
... with [a bit more than 20,000 inhabitants]₁^{person} in total.
- (8) [Oakland]₅^{place} nurtured .. novelists [Amy Tan]₀^{person} .. and [Maya Angelou]₀^{person}

In (7), the population size of a place is not as salient as the place itself and is picked up by only a single summary (*salience* = 1), indicating that the number of people at a destination is more tangential than, for example, another more prominent landmark (the position relative to another island). In (8), Oakland

itself as the subject of the guide is easily the most salient entity, while tangential background information about authors who lived there is unlikely to be the focus of a longer text about the city. This suggests an important distinction between **main points** and **supporting information**, which depends on the communicative goals of the text.

However if this is a key distinction, it begs the question: can we identify parts of a text as being tangential, or providing background information, versus containing a main point or objective in the structure of the document in a theoretically well-founded, operationalizable way? If so, would our operationalization be consistently predictive of salience? We turn to this question next.

4.3 Does discourse structure signal salience?

So far we have focused on the properties of referring expressions themselves, but it seems clear that salience is also signaled by properties of the usually verbal predications they participate in – how central they are to the main point of the discourse, and what function they serve with respect to other propositions (e.g. tangential elaborations may be less salient environments than predicates providing proximal causes for events). To categorize the discourse functions of predications and quantify their centrality, we can use the Enhanced Rhetorical Structure Theory (eRST) graphs available in GUM/GENTLE, an extension of Rhetorical Structure Theory (RST, Mann and Thompson 1988) which is described in Zeldes et al. (2025). The eRST graphs divide each document into Elementary Discourse Units (EDUs, roughly corresponding to predications or clauses), and create a hierarchical structure in which each EDU receives a function label, or else heads a block of EDUs with a corresponding label. Figure 3 illustrates a fragment from such a graph.

In the figure, the two most central EDUs are the coordinate units [3] and [5], which form a JOINT-LIST relation. These units provide the main information in the passage: 700 hundred asylum seekers were rescued by fishermen (unit [3]) and 200 more by the Indonesian navy ([5]). The centrality of these units can be noticed by the fact that all other units point to them (cf. Stede 2012; 115), directly (as [4] points to [3] directly as a type of ELABORATION, specifying that their boat sank) or indirectly (the comment by Fuad Basya in units [7]–[10] is a type of ELABORATION on the whole block of [3]–[6]). We can treat the number of relation ‘hops’ (directed arrows) away from the most central unit as a measure of discourse nesting depth – EDUs [3] and [5] have depth 0 ($d=0$) in the figure) since they are the most central, unit [4] has a depth of $d=1$, and so on.

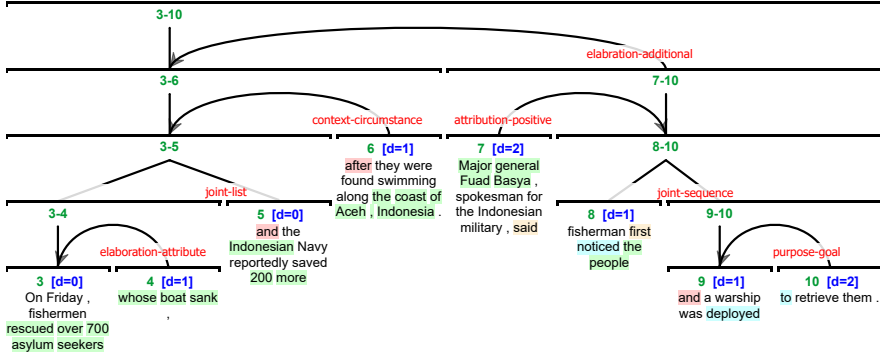


Fig. 3: An eRST graph fragment. The coordinate EDUs 3 and 5 are the most central (depth $d=0$) since all other units point to them directly or indirectly. Signal tokens are highlighted, e.g. explicit DMs like ‘and’ or ‘after’ are marked in red.

Figure 3 also provides the relation labels, which have two hierarchical levels (units [3] and [5] are a temporally unordered JOINT-LIST, while [8] and [9] are connected by a temporally ordered JOINT-SEQUENCE), as well as highlights for tokens that are annotated as signals of a particular relation. For example, the JOINT-LIST relation connecting [3] and [5] is signaled by the word ‘and’, an explicit discourse marker (DM), highlighted in red in unit [5]. Other types of signals include lexical signals, such as ‘said’ (unit [7], in yellow), which signals an ATTRIBUTION, semantic signals (in green) such as repeated mention indicating an ELABORATION (e.g. ‘the people’ in [8] refers back to the asylum seekers, signaling the ELABORATION-ADDITIONAL relation) and syntactic signals highlighted in cyan, such as the ‘to’-infinitive signaling the PURPOSE relation in unit [10].

With these annotations in hand, we can investigate several potential correlates of salience. First, we would like to know whether centrality, operationalized as depth in the tree, is correlated with salience. We hypothesize that entities whose head token is in a central unit like [3] (e.g. ‘700 asylum seekers’, headed by ‘seekers’, with depth=0) will be more salient than entities in more nested units, such as ‘Fuad Basya’ in [7] (depth=2). Since the maximum depth in a document can depend on the amount of EDUs, and therefore the length of the document, we normalize depths to percentiles (depth 0 remains 0, and 1 means the maximum depth in a document). There are then still two different ways of measuring the impact of depth: either at the mention level (each mention has its own depth) or at the entity level, for which we will use the depth of the first mention of each entity, i.e. the centrality of the EDU in which an entity was introduced.

Figure 4 provides boxplots for depth in non-salient (score=0) and salient (score>0) entities. While differences are significant in both cases, the effect is

stronger for first mentions. Pearson correlations between salience and depth scores are also significant, and stronger for first mentions: $r = -0.151$ for all mentions versus $r = -0.235$ for first mentions (both $p < 0.00001$). These findings strongly support the idea that regions of the text analyzed as more central in the eRST graph provide a boost to salience scores (or conversely, that the presence of salient entities corresponds to analysts assigning EDUs to a more prominent position in the graph when creating the eRST annotations).

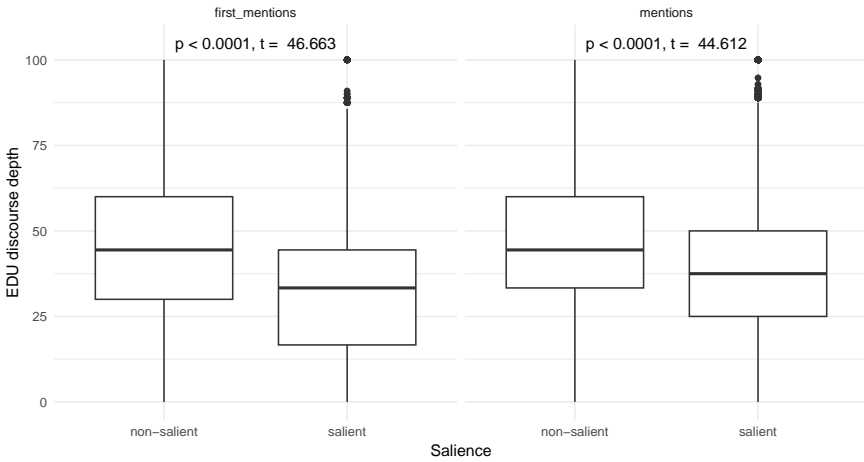


Fig. 4: Box plots of EDU discourse depth percentage for non-salient and salient entity first mentions (left) and all mentions (right).

Turning to the discourse relation labels themselves, we would like to know whether there are also imbalances between functions such as ELABORATION, PURPOSE etc. In the interest of space we use only the 15 top-level relation categories, and collapse subtypes such as JOINT-LIST and JOINT-SEQUENCE in JOINT. Figure 5 plots the chi-squared residuals of a contingency table comparing salient and non-salient entities across relation categories.

The Figure shows that some relations are neutral with respect to salience and do not have significantly lower or higher proportions of salience than expected, for example EVALUATION. Other relations, such as ELABORATION, EXPLANATION or ADVERSATIVE (for example concessions with ‘although’) have significantly fewer salient entities than others. This is perhaps unsurprising, since elaborations, as in (9), tend to provide additional, often optional expansions, explanations as in (10) by nature provide supporting information, and adversatives such as concessions tend to present information that is contrary to the main point being made.

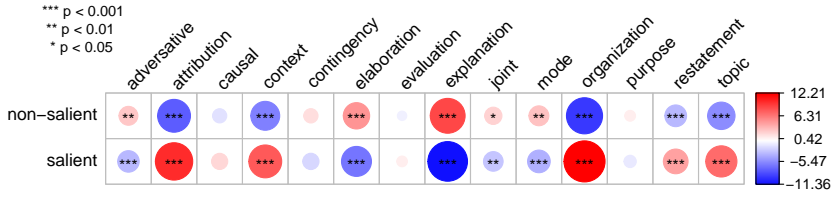


Fig. 5: χ^2 residuals for coarse discourse relation labels of discourse units containing salient and non-salient mentions. Colors show positive (red) and negative (blue) deviations from expected values and sizes represent absolute values. Asterisks show significance.

- (9) (*I saw her sometimes*) [*In a bright pink dress*]_{elaboration} (fiction)
 (10) (*York is known as England's "City of Festivals"*) [*as there are regular cultural festivals every year.*]_{explanation} (travel guide to York)

By contrast, relations such as *ATtribution*, *ORganization* (used among other things to connect headings in text), *CONtext* and *TOPic* (the category containing question-answer pairs), have significantly more salient entities than expected. This too can be explained intuitively: attributions present sources of information such as speakers of direct speech (unit [7] in Figure 3), which tend to be human participants – this fits with the *ASH* findings in Section 4.2. The centrality of entities appearing in headings is also unsurprising, as is the importance of entities about which questions are being posed – questions are often regarded as a way of managing common ground (Klein and von Stutterheim 1987; 2002; Roberts 2012; Döring 2018), leading the topic of a conversation. The *CONtext* class, which includes background information, is a little more surprising, since backgrounded information is typically less central; but background information blocks tend to be whole sentences, which often mention the salient entities about which background is provided, as in (11).

- (11) (*And I saw this guy Nierman.*) [*I never heard of him, at that time.*]_{context} (conversation)

Here the exact same entities are expressed in the nucleus sentence (the speaker saw Nierman) and the sentence providing the background context (he had not heard about Nierman before). This contrasts for example with *EXPLANATION* clauses, which are often subordinate clauses introduced by DMs such as ‘since’ or ‘as’, in which salient entities from a main clause may not be repeated as often, as in (10), where the salient city of York is not mentioned again in the *EXPLANATION* clause.

As for signals, we limit ourselves here to considering the effect of explicit relation marking using DMs: are entities introduced in EDUs signaled by explicit

DMs more or less salient? On the one hand, explicit marking could correspond to more prominent EDUs, but on the other hand, if entities are salient, it is possible that the implications of the EDUs they are in are more obvious, requiring less explicit marking. Empirically we find that explicit relation EDUs significantly disfavor salient entities, as shown in the association plot in Figure 6.

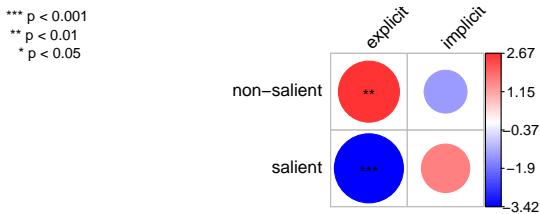


Fig. 6: χ^2 residuals for explicit/implicit marking of discourse relations vs. salient/ non-salient mentions within their head EDUs.

Although this finding appears to support the idea that increased salience allows for more implicitness in relation marking, it is easily possible that colinearities account for it instead – implicit relations could tend to be less deeply nested (and they are, with a mean depth of 0.427 vs. 0.501, $t = 39.927$, $p < 0.00001$) or they could be associated with some of the relations that favor salience (this is only partly true: for example for the ORGANIZATION relation characteristic of headings, which corresponds to no DMs, whereas CONTEXT relations are often marked by ‘when’, ‘while’, ‘before’ or ‘after’). The same could be true of collinearities with EDU depth, and in particular, we might suspect that document position may be confounded with the degree of nesting, with early EDUs tending to be less nested. We should therefore consider whether the effects in this section all remain significant when combined in a single model, to which we also add the entity position in the document as a percentile start point to control for linear position. Again, we use beta binomial regression with degree of salience as the dependent variable – as Table 3 shows, all of the effects remain highly significant.

Although explicit relation marking is the weakest effect in the table, it is still quite significant, though the strongest effect belongs to discourse nesting depth, closely followed by the relation label. The effect of linear position in the document ranks third based on AIC, and closer to the effect of explicit DMs, given that discourse nesting depth is made available to the model.

Tab. 3: ANOVA table for model: $\text{salience} \sim \text{rsd_coarse} + \text{edu_depth_percent} + \text{start} + \text{explicit}$, with predictors sorted by change in AIC based on single term deletions, from the least to the most informative.

Term	Df	AIC	LRT	Pr(>Chi)
<none>		180304		
explicit DM	1	180326	23.88	1.025×10^{-6} ***
position_in_doc	1	180513	210.43	$< 2.2 \times 10^{-16}$ ***
discourse_relation	14	181200	923.02	$< 2.2 \times 10^{-16}$ ***
edu_depth_percent	1	181551	1248.03	$< 2.2 \times 10^{-16}$ ***

4.4 Does referential structure signal salience?

We have seen in Section 4.3 that while the position of first mentions in both linear document order and discourse structure plays an important role as a correlate of salience, models including a range of properties from all occurrences of an entity are significantly predictive of salience scores. Rather than taking individual mentions as separate data points, we can also ask whether or how properties of a cluster of mentions (i.e. all mentions of an entity) taken together can signal salience.

Most trivially, we may expect that entities mentioned *many times* in a document will be more salient than others. This is easy to confirm: a significant and strong Pearson correlation exists between cluster size and the entity salience score, with $r^2 = 0.4505, p < 0.00001$. Figure 7 gives the average salience for several cluster size ranges along with GLHT-adjusted 5% confidence intervals. All pair-wise differences are significant.

Singletons, or entities with only one mention, have a mean salience of only around 0.13, while entities with 8 or more mentions have mean scores closer to 3, a very substantial disparity. A confounding factor here is document length, since shorter documents by nature are less likely to have mention chains with very many members. An alternative measure of prevalence for a cluster in a document is considering its dispersion, i.e. the extent to which an entity has mentions all across the document or just in one or two regions. Dispersion can be operationalized in several ways (Gries 2008), but here we follow Gries (2021) and compute scaled Kullback-Leibler Divergence for positions of entity occurrences in each document across 10 partitions (the deciles of the document’s token positions), denoted D_{KL} . This metric turns out to be an even stronger correlate of entity-level salience than cluster size: $r^2 = -0.53524, p < 0.00001$, possibly because it can account for salient entities with smaller clusters in shorter documents, which nevertheless span multiple portions of the text.

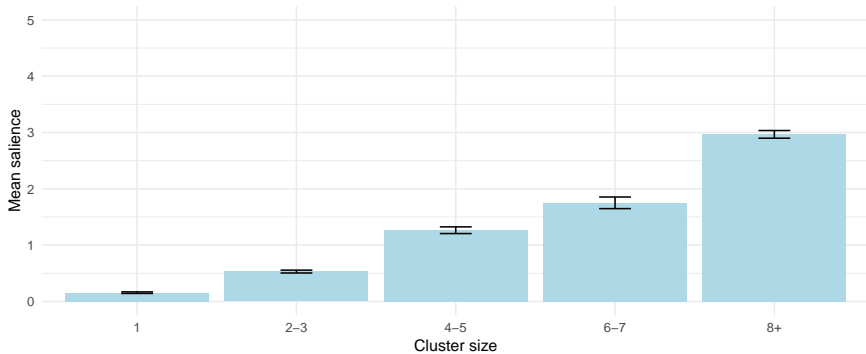


Fig. 7: Mean salience by mention cluster size (from singleton entity with one mention on the left to entities with 8 or more on the right). Confidence intervals are GLHT adjusted.

However, neither of these metrics considers the pattern in which repeated mentions occur. For example, Centering Theory would predict that the most prominent entities would be those with pronominal mentions (forming backwards-pointing centers or Cb), and especially if they are mentioned in consecutive sentences (a continuation topic), and ideally as subjects. A simple proxy for this proposal would be to use the percentage of pronominal mentions per cluster; however in practice, only about 15% of entities are ever mentioned as pronouns, meaning this metric would be useless for distinguishing salient entities among the remaining 85%. Testing its correlation with salience yields a significant but much weaker correlation of $r^2 = 0.1$.

Instead, we can simply use the Centering annotations available in the corpus, considering three potential feature types: 1. features based on Cf score; 2. based on proportion of mentions that were the Cb; and 3. sentence transition types. For Cf scores, one challenge is that every sentence contains different amounts of mentions, meaning that a Cf ranking of 2 is more impressive in a sentence with 10 entities than it is in a sentence with just 2. We therefore transform the Cf score of each mention into a percentile based on the total number of entities in each sentence, where Cf rank 2 out of 10 entities means 0.2, and then average the scores across all mentions of each entity. For the sentence transitions, Centering Theory defines as many as 7 types, which can be ranked by expected coherence as follows (Poesio et al. 2004), starting with the most prominent type, ‘Continuation’:

1. **Continuation:** Cb is the same as in the previous sentence and ranks highest in the current Cf list.
2. **Retention:** Cb is the same but not highest-ranked in the Cf list.

3. **Smooth Shift:** Cb changes and the new Cb is highest-ranked in the Cf list.
4. **Rough Shift:** Cb changes and new Cb is not highest-ranked in the Cf list.
5. **Establishment:** No prior Cb, but the current utterance introduces one.
6. **Null:** No Cb in the current utterance despite having one in the previous.
7. **Zero:** No Cb in either the previous or the current utterance.

Although this ordinal ranking is not a true ratio scale, for simplicity we will test two numeric operationalizations:⁵ minimum rank (if an entity is ever in a continuation, its minimum rank is 1) and mean rank (treating transitions as a ratio scale, with fractional means being possible).

Testing the correlations for our operationalizations we obtain the following ranking by absolute r^2 (all significant for $\alpha < 0.00001$):

1. Mean transition rank: -0.12
2. Mean Cf percentile rank: -0.35
3. Minimum transition rank: -0.43
4. Cb proportion: 0.52

We observe two main take-aways from this ranking: 1. that presence in a sentence that is a focal point of cohesion (low minimum transition value) is a much better predictor of salience than an average across all sentences; and 2. appearing to be likely to be mentioned again based on Cf is inferior to observing actual repeated mention as the highest ranked anaphoric item in a subsequent sentence based on Centering Theory.

The first finding is perhaps unsurprising if we consider that salient entities can easily appear both in sentences that are cohesive focal points and in other places, but the non-salient entities that appear only in such non-cohesive points can be filtered out by this metric. The second finding to some extent simply echoes the importance of repeated mention, since being Cb at any point guarantees a cluster size >1 . Taking all of the Centering metrics together and adding cluster size percentile as a control, we can obtain the model in Table 4.

As the model shows, all Centering predictors remain highly significant, with the exception of Cb proportion. This confirms the suspicion about the second finding above (Cb is collinear with and inferior to cluster size, adding no significant amount of information), but supports an independent effect for sentence transition type, including separate effects for the mean and most cohesive transition value across the cluster.

⁵ Later in Section 5.1 we will use a more appropriate ordinal representation.



Tab. 4: ANOVA table for model: `salience ~ mean_cf + cb_proportion + mean_transition + min_transition + cluster_percent`, with predictors sorted by change in AIC based on single term deletions, from the least to the most informative.

Term	Df	AIC	LRT	Pr(>Chi)
cb_proportion	1	47707	0.56	0.455 ns
<none>		47708		
mean_cf	1	47723	17.14	3.471×10^{-5} ***
mean_transition	1	48725	1019.23	$< 2.2 \times 10^{-16}$ ***
cluster_size_percentile	1	48831	1124.55	$< 2.2 \times 10^{-16}$ ***
min_transition	1	48965	1258.46	$< 2.2 \times 10^{-16}$ ***

With these findings about a range of individual correlates of salience in hand, we now turn from examining morphosyntax, entity types, discourse structure and referentiality separately to more complex models incorporating the insights above.

5 Multivariate analyses

5.1 A multifactorial model

To better understand how the variables we have surveyed above all interact, in this section we construct and analyze two kinds of models: 1. descriptive beta-binomial regression models designed primarily to test the significance of each predictor next to competitors in their ability to explain variance in salience scores taken as a ratio-scaled or binary variable; and 2. a predictive classification tree ensemble to evaluate and analyze the relative contribution of each variable for predicting unseen data, both in-domain (the test set) and out-of-domain (the second OOD test set from GENTLE), with all possible feature interactions being considered.

To construct the first type of model we take all of the significant univariate features analyzed above, opting for the strongest representation where multiple ones have been considered. In order to ensure model convergence, all values of categorical variables with fewer than 300 attestations are collapsed into ‘other’ (for example rare dependency labels), and all numerical variables are z-scaled. We also include an additional categorical variable for genre, which will be discussed in detail in the next section. The document from which each observation is taken is treated as a random effect. Table 5 gives p-values and AIC scores for single term deletions of the complete mixed effects regression model, with fixed effects sorted by AIC (strongest effects are at the top).

Tab. 5: ANOVA Table for full mixed effects model (sorted by AIC)

Random Effects:				
Groups	Name	Variance	Std.Dev.	
docname	(Intercept)	0.07264	0.2695	
Residual		1.54472	1.2429	
Number of obs: 53402, groups: docname, 191				
Fixed Effects:				
Term	Df	AIC	LRT	Pr(>Chi)
<none>		175362		
position_in_sent	1	175364	3.78	0.05177 .
explicit_proportion	1	175383	23.11	1.528×10^{-6} ***
mean_cf	1	175398	38.60	5.214×10^{-10} ***
genre	15	175411	79.41	8.958×10^{-11} ***
cf	1	175457	97.07	$< 2.2 \times 10^{-16}$ ***
number	1	175553	192.75	$< 2.2 \times 10^{-16}$ ***
dependency_relation	17	175581	252.93	$< 2.2 \times 10^{-16}$ ***
position_in_doc	1	175664	304.05	$< 2.2 \times 10^{-16}$ ***
edu_depth_percentile	1	175737	376.75	$< 2.2 \times 10^{-16}$ ***
discourse_relation	30	175811	508.72	$< 2.2 \times 10^{-16}$ ***
entity_type	9	175898	554.20	$< 2.2 \times 10^{-16}$ ***
part-of-speech	8	175917	570.72	$< 2.2 \times 10^{-16}$ ***
mean_transition	1	176147	787.44	$< 2.2 \times 10^{-16}$ ***
min_transition	1	176645	1285.59	$< 2.2 \times 10^{-16}$ ***
cluster_size_percentile	1	176755	1394.77	$< 2.2 \times 10^{-16}$ ***
cluster_divergence	1	177936	2576.25	$< 2.2 \times 10^{-16}$ ***

All fixed effects are significant except for position in sentence, which is marginal at $p = 0.05177$, and the model has a good fit to the data, with conditional $R_c^2 = 0.594$ (variance explained by all effects) and marginal $R_m^2 = 0.575$ (fixed effects only). The model also achieves a root mean squared error (RMSE) score of 1.229, meaning its predictions are off by that amount on average. By comparison, the baseline score of predicting the mean salience value every time would score 1.948. In binary classification, predicting whether an entity will score above 0 salience, it scores 69.8% accuracy, over a majority baseline of 63.49% (predicting that no mention is salient), a modest but significant outcome. We can also confirm that the model is not overfitted by testing it on the held-out test partition, where RMSE is 1.194 improving on a baseline of 1.886 (lower is better) and binary accuracy is 70.22% over a baseline of 62.37%, suggesting the test set is slightly easier for the model to handle, though it still surpasses the baseline by only $\sim 8\%$.

However, the purpose of the linear model, which is rather simple and includes no interactions between variables, is not to maximize prediction accuracy – it is merely meant to confirm the significance of all predictors when used in tandem. To produce a more accurate model, which we can then analyze to understand the relative importance of each variable and how they combine, we construct a Random Forest ensemble model using the Extra Trees algorithm (Geurts et al. 2006), which offers a simple, but powerful and interpretable model accounting for variable interactions. We focus on the classification setting, i.e. predicting whether salience will be >0 , meaning an entity is summary-worthy for at least one summary. As tree ensembles, Random Forest models rely on multiple hierarchical decision trees, in which variables can be used to split the data based on value thresholds into bins, which in our case will be more or less likely to contain salient mentions. To illustrate this, Figure 8 plots one such shallow tree, limited to producing 4 bins.

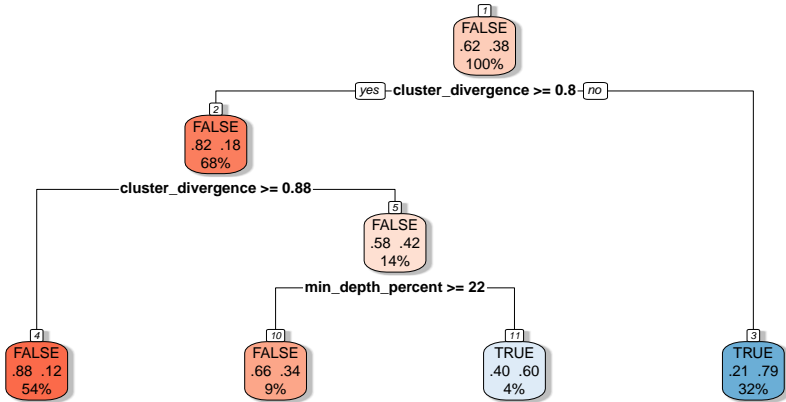


Fig. 8: A single decision tree with four bins. Blue bins correspond to predictions of salience = TRUE, and each bin contains indicates the percentage of data it includes and the proportion of FALSE versus TRUE after application of the rule that defines it.

The figure shows that the algorithm first selects the cluster-divergence variable, setting the threshold at 0.8. Recall that our normalized divergence is bounded between 0 and 1, with 0 corresponding to perfect homogeneity across the document, and 1 to appearing in just one decile of the document, meaning that not exceeding 0.8 divergence predicts a relatively dispersed entity, therefore leading to a prediction of TRUE (i.e. salient) in the rightmost bin. The algorithm then splits again based on divergence on the left, this time with a higher threshold of 0.88, and for observations failing that test, next opts to split based on the minimum discourse depth achieved by the entity, i.e. how close any of its mentions are to the discourse root (see Section 4.3). In this case if the entity is in the bottom 22% of discourse depth, the prediction

is for `salience=TRUE`, since at this node, 60% of mentions would correspond to salient entities (though this only applies to 4% of the data, as indicated in the second bottom node from the right). The entire tree ensemble consists of many such trees (in our case, the default 100) voting together on the predicted outcome (salient or not). Each tree is exposed to a different subset of observations and variables to improve stability and reduce overfitting.

With this type of decision tree in mind, we analyze the impact of variables using two different metrics: Gini indices, corresponding to the relative increase in node purity achieved by using a variable for a split, and mean decrease in accuracy (MDA), indicating, on average, how much worse the prediction accuracy of each tree in an ensemble would become if the values of that variable would be randomized during testing. A high Gini index corresponds to highly imbalanced nodes (for example the split on `cluster-divergence` ≥ 0.88 in Figure 8 leads to a fairly impure node with a 58-42 split on the right, but a purer node with a more lopsided 88-12 split on the left). Gini indices are known to be vulnerable to overestimating the importance of variables which can easily be used multiple times in a tree (for example numerical, but not binary variables), while decrease in accuracy tends to underestimate collinear variables, since randomizing just one of two very similar variables may have limited impact, although having at least one of them may be essential. We therefore explore both metrics and emphasize that numbers are mainly meaningful for internally ranking variables against each other. Figure 9 provides variable importances using Gini and MDA for all the variables in our model. The variables are sorted from most to least important, top to bottom, based on the mean z-score for each variable across both metrics.

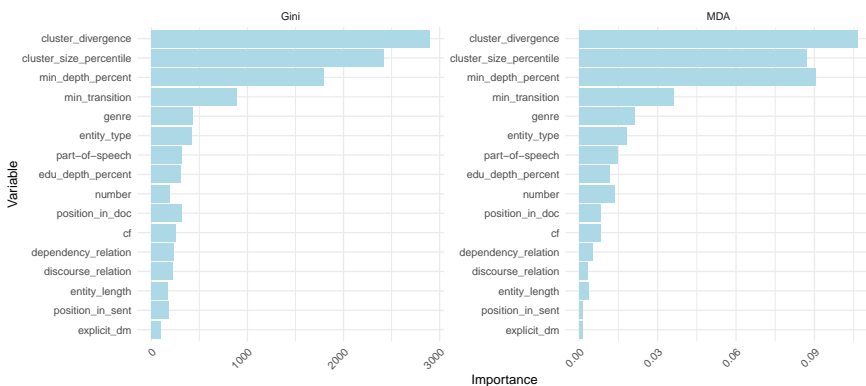


Fig. 9: Variable importances for the Random Forest model using Gini impurity reduction and permuted Mean Decrease Accuracy (MDA).

Both metrics agree in placing cluster KL divergence (i.e. dispersion) at the top, and cluster size percentile and minimum discourse tree depth second and third, albeit in different orders. The Centering Theory minimum transition type comes next, followed by weaker predictors, led by genre, entity type (including PERSON vs. other types), part-of-speech (including pronominalization), and the discourse nesting depth at the instance level. Grammatical function (including subjecthood) ranks relatively low at fifth from the bottom on average across scaled metrics, while explicit discourse markers and position in the sentence are close to negligible, given the other variables.

Since Random Forests are more prone to memorizing training data than linear models, we evaluate the model’s performance only on unseen data. In terms of accuracy, the model achieves 83.6% correct predictions for mention salience over a baseline of 63.4% in the test set. We can also test the model on the out-of-domain GENTLE test set, with 8 unseen genres – in this case, the model cannot make effective use of the genre variable: the implementation of the Random Forest algorithm in R’s *ranger* library carries out checks against categorical variables as binary decisions against the set of those variables’ values, meaning any check on whether an observation is in one of the genres in the set $\{X, Y, Z, \dots\}$ will always fail, misleading the algorithm. Nevertheless, because the algorithm’s trees are exposed to random subsets of variables, some of which do not include genre at all, it is fairly robust, and we observe a degradation to an accuracy of 80.9%, less than 3% below results for the in-domain test set. At the same time we observe that the baseline accuracy of always selecting ‘not salient’ for GENTLE is also lower at 60.2%, meaning the model performs close to comparably out-of-domain.

These results appear to be somewhat contradictory: on the one hand, genre was ranked fifth most important by the ensemble, expected to lead to over 3% degradation, but on the other, testing out-of-domain with no relevant genre information leads to little degradation over the baseline for that dataset. We suspect that this is because the other top variables do a better predictive job in the GENTLE genres: for example, the correlation between salience and divergence is $r = -0.71$ for the training set, but $r = -0.78$ for GENTLE, and with cluster size percent it is $r = 0.685$ compared to $r = 0.725$. This means the top features may make the GENTLE set easier than expected, compensating for the lack of genre information. But if genre is not so important, why does it still rank above established correlates of salience such as entity type, part of speech, grammatical functions and linear position? We turn to this question next using genre-based error analysis.

5.2 Genre and communicative intent

In the sections above, we have mostly looked at correlates of salience as general properties, which apply regardless of the nature of the text in question: being the subject increases the likelihood of a higher salience score, as does being a PERSON entity, being in an ORGANIZATION relation (i.e. especially being mentioned in a heading), etc. However we already observed in Section 4.2 that entity type biases vary by genre (on average PLACE entities are more salient than people in travel guides), and some categories are much rarer or even absent in specific types of language – for example conversations simply do not contain headings. It is also well known that genre and modality can interact with choice of referring expression types, perceptual salience and priming effects (Toole 1996; Travis 2007; Vinel et al. 2021). To understand why genre can have a strong effect on models’ ability to predict salience, consider example (8), repeated here as (12).

(12) $[Oakland]_5^{place}$ nurtured .. novelists $[Amy\ Tan]_0^{person}$.. and $[Maya\ Angelou]_0^{person}$

This sentence appeared in a travel guide, and unsurprisingly, Oakland is its most salient entity, not Amy Tan or Maya Angelou. However if this were for example an essay (perhaps comparing Maya Angelou and Amy Tan’s writing), or a biography of either one of them, then they would most likely be ranked higher, and Oakland might not be predicted to be salient, despite appearing as the subject in the sentence. In other words, genres create prior expectations for the kinds of entities that would be salient (e.g. in biographies: a single, repeatedly mentioned, well-dispersed, proper named, grammatically singular, PERSON entity).

To explore how genre figures into the web of variables that signal salience, we can exploit our Random Forest model’s permutation importance evaluation (MDA in Figure 9 above) and look specifically at the scenario in which the values of the genre variable are randomized to assess its importance. In this scenario, all other variables in the data have their true values, but genre has been shuffled, meaning it can cause the model to get predictions wrong that it would have gotten right if genre had been encoded correctly. We extract the top positive and negative predictions by probability assigned in the shuffled scenario, for which the model errs on shuffled data but succeeds on the original data, ranked by the difference in probability of the two scenarios (i.e. in the top positive instance, the shuffled scenario might receive a probability of 0% while the normal data might lead to 100% certainty for a salient judgment). The model is trained on the train set and for the data to be analyzed we use the development partition.

The top 5 positive and 3 out of 5 negative cases all concern pronouns, as illustrated by examples (13)–(16):

- (13) *I saw that my father’s face was shining with pride, and [his]₅^{fiction} bearing had in it a new hauteur* (p(orig)=0.878, p(shuff)=0.496)
- (14) *You’re so stupid thinking [I]₄^{conversation} spent the night*
(p(orig)=0.768, p(shuff)=0.394)
- (15) *If you hear a lot of awkward pauses or “ah”s or “um”s, [your]₀^{wikihow} joke isn’t ready* (p(orig)=0.489, p(shuff)=0.876)
- (16) *[This]₀^{essay} is a trend that bears more scrutiny than it has received*
(p(orig)=0.471, p(shuff)=0.604)

These examples show that genre matters a great deal in classifying the likelihood that pronouns will be discourse salient: speakers in a face-to-face conversation, appearing as ‘you’ and ‘I’ in the dialog, are very likely to be mentioned in a summary, but this is less true in other genres, such as news, in which some quoted participants may be tangential or appear only briefly, or how-to guides, in which people are not typically the focus. Human characters are also very likely to be salient in fiction, even in the third person, as in (13). By contrast, the generic ‘you’ in a how-to guide in (15) is a very non-salient entity, but this is hard to identify based on our features without knowing the genre. Similarly a demonstrative ‘this’ can be salient in a situated deictic context, but in the context of an essay as in (16), it refers to an abstract notion that is not central.

Turning to non-pronominal mentions, we can also see plausible reasons why genre can matter:

- (17) *[Wikinews]₂^{interview} interviews meteorological experts on Cyclone Phalin*
(p(orig)=0.647, p(shuff)=0.438)
- (18) *I made noises with [my heels]₀^{fiction} but they were too loud so I stopped.*
(p(orig)=0.326, p(shuff)=0.531)

In the shuffled false negative in (17), Wikinews is an organization which is never mentioned again after the heading of the interview, making it seem non-salient, yet because it occupies the salient ‘interviewer’ slot in the interview genre, two summaries mention it (salience=2). In other words, when summarizing an interview, part of the communicative intent to be conveyed often includes mentioning ‘who interviewed whom’, and a model that knows about genre has seen this pattern before; but without genre information, the prediction fails. In (18), the original model anticipates that the oblique inanimate object ‘my heels’ will not be salient, but the model with shuffled genre information has a false positive. When could

such a two-word, plural inanimate object be salient to a document’s communicative intent? If we consider contexts like how-to guides, in which footwear can be salient, it is relatively easy to find similar salient examples, as in (19) from a guide on how to ballet dance:

(19) *Always wear [ballet slippers]₁*^{wikihow}

In sum, it seems that salient entities can belong to different prototypes or profiles, and while some are usually likely across genres (well dispersed human entities with many mentions serving as a pronominal subject), others are more specialized, such as ‘you’ in a conversation (salient) versus in a how-to guide (usually not). If prototypes or profiles are a good way of thinking of salient entities across text types, we would like to know whether such profiles can be extracted from the data using quantitative methods. We turn to this question in the final section before our closing discussion.

5.3 What kinds of salient entities are there?

In order to study the kinds of entity profiles found in our data, we need a metric to indicate which observations should be considered similar to each other, which can then be used to cluster similar cases into larger groups. Since our data is large and relatively high-dimensional, dimensionality reduction techniques provide a good way of summarizing the data and allowing for interpretable visualization. In this case, we opt for using t-SNE (t-distributed Stochastic Neighbor Embedding, van der Maaten and Hinton 2008), which is a bottom-up technique prioritizing local similarities to produce a low dimensional plot of data points based on their proximity in high dimensional space.

Figure 10 shows a t-SNE plot of the development set data, where the x and y-axes are reduced dimensions selected by the algorithm to represent proximity. To make the plot more tractable, we focus on just the five most common entity types, which are distinguished by color: PERSON (purple, with some regions manually labeled with ‘p’ and a number), ABSTRACT (red, regions of interest labeled with ‘a’), ORGANIZATION (green, labeled ‘o’), concrete OBJECTS (blue, ‘c’) and PLACE or location entities (orange, ‘l’). Hollow points indicate non-salient mentions, while filled ones are salient, and circle size indicates the percentile size of the entity cluster in mentions (i.e. an entity with the most mentions in a document has the largest circle, corresponding to 100% of the maximum available cluster size). Background shading tiles behind the points indicate the genre’s modality, with regions of predominantly spoken data shaded in light green, while more written data is shaded a light orange.

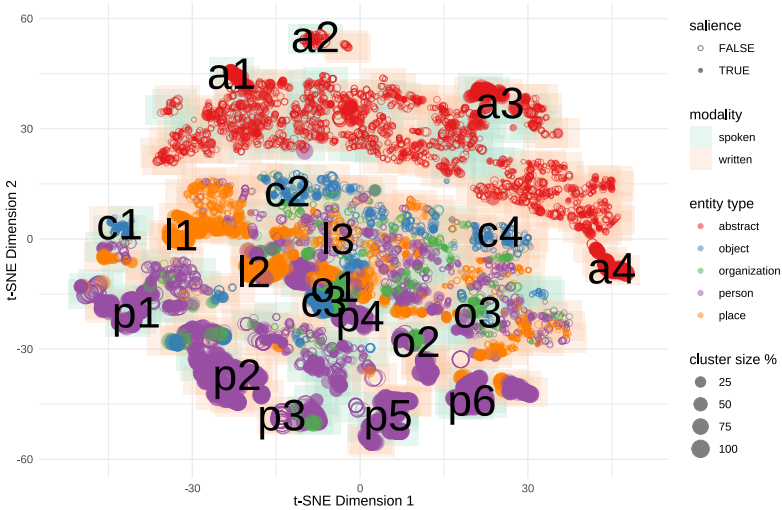


Fig. 10: A t-SNE plot of mentions with five entity types in the dev set data.

Looking at the plot we can recognize several large clusters distinguished by entity types, with purple PERSON entities clustering at the bottom in several sub-regions, and ABSTRACT entities, which have much smaller clusters on average and less salient mentions, occupying a crescent at the top. Other entity types are more mixed in the middle of the plot, but distinct sub-clusters emerge, which we can inspect below using the examples nearest to the centroid of each labeled area.

Person entities: p1–p6 Most PERSON entities are salient and correspond to large clusters, especially in regions p1, p2, p5 and p6. Looking at examples from these regions, it seems clear that this part of the t-SNE space skews to generally favor pronouns, but of somewhat different kinds. Region p1 comes primarily from spoken data and includes somewhat salient third person entities being discussed as subjects, as in (20), though the region’s overall mean salience is only 2.26. Region p2 also includes pronouns, but primarily ones corresponding to salient main characters in written fiction, with some of the largest cluster sizes and broadest dispersion values (21), and a uniform salience score of 5. Region p3 is non-salient ($\phi = 0.89$) and seems to capture generic uses of ‘you’, as in (23), while p5 and p6 focus on written and spoken first person ‘I’ respectively, with mean scores of 3.78 for the former and a uniform 5 for the latter. Chains with higher concentrations of nominal mentions are exemplified by p4 ($\phi = 4.72$), which contains sometimes longer, less often mentioned but named entities, as in (24)–(25).

- (20) *everyone in my neighborhood pays a higher percentage of their income in taxes than [he]₅ pays* (podcast about Jeff Bezos)
- (21) *[She]₅ waves, antlike, then crawls through a dormer window* (fiction)
- (22) *[He]₅ watched the second hand trotting round the dial of his watch* (fiction)
- (23) *[You]₀ 're great at sawing and hammering, but architecture is not your forte* (hypothetical, from an essay)
- (24) *[Sarvis]₅ has garnered double digits in opinion polls* (political interview)
- (25) *Wikinews interviews [Christopher Hil]₅, U.S. Republican Party presidential candidate* (political interview)

Abstract entities: a1–a4 While the vast majority of ABSTRACT mentions are non-salient singletons (small hollow circles across the top of the plot in red), there are four focal points of non-singleton mentions: three of these are highly salient – a1, a3 and a4 – with especially a3 and a4 having rather large, salient clusters sizes (salience $\oslash = 3$ and 4.71). The latter two regions correspond respectively to pronominal mentions of abstract entities under discussion (26)–(27) and short nominal ones, often recurring technical terms in academic writing which are not pronominalized (28)–(29).

- (26) *while [it]₅ didn't find it on each and every specific count, that was solely because the instruction wasn't given even though requested* (courtroom transcript, referring to a pivotal jury instruction)
- (27) *[Its]₅ roots are deep in our core psychological and biological being, and it is one of our most intimate feelings* (from an essay, talking about 'fear')
- (28) *measures of perceived [discrimination]₅ in a large American sample* (in an academic article about discrimination)
- (29) *The arrow on the map points to the [Eegimaa]₅ speaking area* (academic article about Eegima language)

As the examples show, mentions in a3 tend to have the more salient grammatical functions (subject, possessor), while a4 more typically has prepositional and compound modifiers.

Region a1 is similar to a4, but has longer phrases with somewhat fewer mentions and lower scores ($\oslash = 2.76$), as shown in (30)–(31), while the isolated region a2 is least salient ($\oslash = 0.41$), with mentions from non-singleton chains that are nevertheless not salient. These are often cases of discourse deixis (Cornish 2007) as in (32)–(33), where the discourse picks up a non-nominal antecedent for a brief discussion which is not a main theme of the text.

- (30) *Here are the postulates of [Dalton's atomic theory]₅* (from a chemistry textbook)
- (31) *our public health service is working hard to contain this first case and limit the risk of any spread of [the disease]₅* (political speech about Covid in New Zealand)
- (32) *but something in the way he says [it]₀ .. suggests that there simply are no other options for him* (Reddit discussion about a movie scene)
- (33) *[This]₀, of course, reminds readers and listeners of the ProPublica story that exposed how little he and the billionaire class pay in taxes* (podcast about Bezos)

Location entities: l1–l3 There are only two large clusters of frequently recurring PLACE entities, l1 and l2 with mean salience of 3.79 and 4.58 respectively. The l1 region is populated mainly by non-named mentions of places talked about in travel guides, either as predicate phrases (what a place is or isn't) or in other definite non-named mentions like 'the city', 'the island', 'the country' etc. (34)–(35). By contrast, l2 is more specialized on named places, which most often occur in prepositional phrases (36)–(37).

- (34) *Neiafu town is [the centre of activity]₅* (travel guide to Vava'u)
- (35) *Uptown also has some of the best in [the city's]₅ vintage architecture* (guide to Oakland)
- (36) *These restrictions have played a key role in keeping COVID-19 out of [New Zealand]₅* (speech about Covid in New Zealand)
- (37) *free Black people from [the North]₅ enlisted* (textbook about the Civil War)

Region l3 contains typical examples of non-salient, often indefinite common-noun places ($\phi = 0.11$) – the two closest examples to the centroid happen to come from Reddit, but the region has a range of genres, spoken and written:

- (38) *Proposal happens in [an Escape Room]₀, there's no longer a game* (Reddit discussion about things that happen in escape rooms)
- (39) *What kind of [environment]₀ could "The Wild" be?* (Reddit discussion about a movie)

Concrete objects: c1–c4 Concrete objects are rarely salient and typically have smaller mention clusters. The only region with truly high salience is c3 ($\phi = 4$), with the next most salient c1 averaging at just 1.81. The salient mentions in c3 appear to be subject and object nominals, with well-dispersed spreads despite

small clusters, and which play an important role in their documents, as shown in (40)–(41). The salient mentions in c1 tend to be pronominal subjects and objects (42), while the least salient regions c2/c4 are mainly populated by non-named, longer, multi-word singletons, such as ‘the shelf by Steven’s bed’ (fiction) or ‘this part on the left foot’ (vlog, talking about foot pain).

- (40) *[Sensitive government document]₃ found on rainy Ottawa street* (news story about a security breach)
- (41) *Isabelle does not want to sell [the letters]₅ unless we are forced to do so by the judge* (letter discussing the fate of the scandalous Warren G. Harding–Carrie Phillips letters)
- (42) *[They]₅ are really cute* (referring to shoes a vlogger has just bought)

Organizations: o1–o3 Finally looking at ORGANIZATION entities, salient mentions are rare and only appear in 3 clusters. Regions o1 and o2 have the highest scores (4.14 and 5), with o1 showing more named entities (43)–(44) and o2 favoring non-named mentions (45). Region o3 is non-salient ($\odot = 1.06$) and primarily comes from singletons in spoken data, including courtroom mentions of organizations or official entities which are less pivotal to the gist of the argument, as in (46).

- (43) *The country is becoming an armed camp, [the Government]₄ preparing for civil war* (letter by Nelson Mandela, referring to the Government of South Africa)
- (44) *[Environment Canada]₄ spokesperson Julie Hahn said they apply to letters of complaint* (news)
- (45) *collateral estoppel would prevent retrial without regard for [the jury’s]₅ prior finding* (courtroom transcript)
- (46) *at the trial, [the State]₁, and it can be found in the transcript at pages 774 and 775, admitted as much*

6 Discussion

At the outset of this paper we asked how salience is expressed for each entity mentioned in the discourse, and specifically focused on the interactions between overt markings known from previous studies, such as subjecthood, definiteness, entity type, and more. Although the basic correlations between these are a given (subjects, people and definite phrases are all more salient than their alternatives on

average), every generalization has exceptions: people rarely matter in travel guides, repeated generic pronouns are not salient in how-to guides, and so on.

A key distinction between the features we have used to analyze salient entities concerns the difference between entity-based properties of an entire cluster of mentions, and instance-based ones applying at a particular mention. Traditionally important grammatical properties such as subjecthood have weak predictive power because nearly every sentence has a subject in English, but many sentences are relatively unimportant. This observation sheds light on the power of aggregate metrics including obvious entity-level properties such as cluster size or dispersion, and more refined ones such as minimum discourse tree depth achieved for any mention of an entity, or the average or ‘best’ transition in the framework of Centering Theory, all of which turned out to survive in a multifactorial model next to the more commonly postulated features of salient mentions.

An interesting result from the more complex tree ensemble model is the consistently high ranking of not only entity prevalence metrics such as divergence or cluster size, but also high-level semantic and pragmatic features, such as entity types, discourse relations and Centering features over the more often discussed form features, i.e. grammatical function, linear ordering (within sentences or the document) or NP form (part of speech, number etc.). Taken together with the other findings above, this suggests that much more attention should be devoted to discourse structure and phenomena above the sentence level in the study of formal linguistic markers of entity salience.

Another interesting consequence of the results is an indirect validation of the relevance of insights from theories such as Centering or (enhanced) Rhetorical Structure Theory to the independently operationalized salience phenomena studied here. Because the summaries we used to obtain salience ratings are separate from the text analyzed using Centering or eRST, the correlation of scores with constructs from those theories and their continuing significance in models containing simpler alternatives, such as grammatical function or pronominalization, all point to the validity of the relevant theoretical concepts. This finding is non-trivial, as Centering transitions, nuclearity and hierarchical nesting depth, as well as discourse relation types and to some extent even discourse marker signaling turn out to be relevant to what summaries prioritize more or less in a text.

An important methodological point worth discussing in light of this last finding is the value and potential biases of the operationalization chosen in this study. Throughout this paper, we have assumed that summary-worthiness is a good measure of salience at the discourse level, at least when coupled with multiple summaries to alleviate the subjectivity inherent to the summarization task. Although it is likely that different summaries could change some results in subtle ways, we posit that even if completely new summaries were collected, whether using

human or LLMs inputs, the features characterizing salience would remain similar, provided that summarization follows a ‘general purpose’ style. By contrast, and somewhat trivially, aspect-based summarization instructing summarizers to focus for example on people would of course bias results systematically in a different way. We are hopeful that future studies examining salience from different perspectives will engage with the properties studied here and help us to discover the ways in which salience-as-summary-worthiness overlaps with, or differs from, other views of what makes entities important in discourse.

References

- Tatsuya Aoyama, Shabnam Behzad, Luke Gessler, Lauren Levine, Jessica Lin, Yang Janet Liu, Siyao Peng, Yilun Zhu, and Amir Zeldes. GENTLE: A genre-diverse multilayer challenge set for English NLP and linguistic evaluation. In Jakob Prange and Annemarie Friedrich, editors, *Proceedings of the 17th Linguistic Annotation Workshop (LAW-XVII)*, pages 166–178, Toronto, Canada, July 2023. Association for Computational Linguistics. 10.18653/v1/2023.law-1.17. URL <https://aclanthology.org/2023.law-1.17/>.
- Kathleen Bardovi-Harlig. Markedness and salience in second-language acquisition. *Language learning*, 37(3):385–407, 1987.
- Rajarshi Bhowmik, Marco Ponza, Atharva Tendle, Anant Gupta, Rebecca Jiang, Xingyu Lu, Qian Zhao, and Daniel Preotiuc-Pietro. Leveraging contextual information for effective entity salience detection. In Kevin Duh, Helena Gomez, and Steven Bethard, editors, *Findings of the Association for Computational Linguistics: NAACL 2024*, pages 395–408, Mexico City, Mexico, June 2024. Association for Computational Linguistics. 10.18653/v1/2024.findings-naacl.28. URL <https://aclanthology.org/2024.findings-naacl.28/>.
- Patrick Bonin, Margaux Gelin, Vivien Dioux, and Alain Méot. “it is alive!” evidence for animacy effects in semantic categorization and lexical decision. *Applied Psycholinguistics*, 40(4):965–985, 2019. 10.1017/S0142716419000092.
- Vincent Boswijk and Matt Coler. What is salience? *Open Linguistics*, 6(1):713–722, 2020. doi:10.1515/opli-2020-0042. URL <https://doi.org/10.1515/opli-2020-0042>.
- Manuel Carreiras, Morton Ann Gernsbacher, and Virginia Villa. The advantage of first mention in spanish. *Psychonomic Bulletin & Review*, 2(1):124–129, 1995. 10.3758/BF03214418.
- Christian Chiarcos. Evaluating salience metrics for the context-adequate realization of discourse referents. In Claire Gardent and Kristina Striegnitz, editors, *Proceedings of the 13th European Workshop on Natural Language Generation*, pages 32–43, Nancy, France, September 2011. Association for Computational Linguistics. URL <https://aclanthology.org/W11-2805/>.
- Christian Chiarcos and Manfred Stede. Salience-driven text planning. In Anja Belz, Roger Evans, and Paul Piwek, editors, *Natural Language Generation, Third International Conference, INLG 2004*, volume 3123 of *Lecture Notes in Computer Science*, pages 21–

30. Springer, 2004. 10.1007/978-3-540-27823-8_3. URL https://doi.org/10.1007/978-3-540-27823-8_3.
- Francis Cornish. English demonstratives: Discourse deixis and anaphora. a discourse-pragmatic account. In Randi A. Nilson, Nana Aba Appiah Amfo, and Kaja Borthen, editors, *Interpreting Utterances: Pragmatics and its Interfaces. Essays in Honour of Thorstein Fretheim*. Novus Press, Oslo, 2007.
- William Croft. *Typology and Universals*. Cambridge University Press, Cambridge, 2nd edition, 2003.
- Marie-Catherine de Marneffe, Christopher D. Manning, Joakim Nivre, and Daniel Zeman. Universal Dependencies. *Computational Linguistics*, 47(2):255–308, 2021. 10.1162/coli_a_00402. URL <https://aclanthology.org/2021.cl-2.11/>.
- Peter de Swart and Helen de Hoop. Shifting animacy. *Theoretical Linguistics*, 44(1-2):1–23, 2018. doi:10.1515/tl-2018-0001. URL <https://doi.org/10.1515/tl-2018-0001>.
- Milan Dojchinovski, Dinesh Reddy, Tomáš Kliegr, Tomáš Vitvar, and Harald Sack. Crowd-sourced corpus with entity salience annotations. In *Proceedings of the Tenth International Conference on Language Resources and Evaluation (LREC'16)*, pages 3307–3311, 2016.
- Matthew S. Dryer. Order of subject, object and verb (v2020.4). In Matthew S. Dryer and Martin Haspelmath, editors, *The World Atlas of Language Structures Online*. Zenodo, 2013. 10.5281/zenodo.13950591. URL <https://doi.org/10.5281/zenodo.13950591>.
- Jesse Dunietz and Dan Gillick. A new entity salience task with millions of training examples. In *Proceedings of the 14th Conference of the European Chapter of the Association for Computational Linguistics, volume 2: Short Papers*, pages 205–209, 2014.
- Sophia Döring. *Modal Particles, Discourse Structure and Common Ground Management*. Phd thesis, Humboldt University of Berlin, Berlin, 2018.
- Fernanda Ferreira. Choice of passive voice is affected by verb type and animacy. *Journal of Memory and Language*, 33:715–736, 1994.
- Charles J. Fillmore. Topics in lexical semantics. In Roger W. Cole, editor, *Current Issues in Linguistic Theory*, pages 76–138. Indiana University Press, Bloomington and London, 1977.
- Mark A. Finlayson. Propplearner: Deeply annotating a corpus of russian folktales to enable the machine learning of a russian formalist theory. *Digital Scholarship in the Humanities*, 32(2):284–300, 2015. 10.1093/llc/fqv067.
- Michael Gamon, Tae Yano, Xinying Song, Johnson Apacible, and Patrick Pantel. Identifying salient entities in web pages. In *Proceedings of the 22nd ACM international conference on Information & Knowledge Management*, pages 2375–2380, 2013.
- Margaux Gelin, Aurélia Bugaïska, Alain Mèot, and Patrick Bonin. Are animacy effects in episodic memory independent of encoding instructions? *Memory*, 25(1):2–18, 2017.
- Morton A. Gernsbacher. Two decades of structure building. *Discourse Processes*, 23(3): 265–304, 1997.
- Pierre Geurts, Damien Ernst, and Louis Wehenkel. Extremely randomized trees. *Machine Learning*, 63(1):3–42, 2006.
- Rachel Giora. *On our mind: Salience, context, and figurative language*. Oxford University Press, 2003.
- Jonathan Gordon and Benjamin Van Durme. Reporting bias and knowledge acquisition. In *Proceedings of the 2013 Workshop on Automated Knowledge Base Construction, AKBC '13*, pages 25–30, New York, NY, 2013. Association for Computing Machinery.

- ISBN 9781450324113. 10.1145/2509558.2509563. URL <https://doi.org/10.1145/2509558.2509563>.
- Stefan Th. Gries. Dispersions and adjusted frequencies in corpora. *International Journal of Corpus Linguistics*, 13(4):403–437, 2008. 10.1075/IJCL.13.4.02GRI.
- Stefan Th. Gries. A new approach to (key) keywords analysis: Using frequency, and now also dispersion. *Research in Corpus Linguistics*, 9(2):1–33, Jan. 2021. 10.32714/ricl.09.02.02. URL <https://ricl.aelinco.es/index.php/ricl/article/view/150>.
- Barbara J. Grosz, Aravind K. Joshi, and Scott Weinstein. Centering: A framework for modeling the local coherence of discourse. *Computational Linguistics*, 21(2):203–225, 1995. URL <https://aclanthology.org/J95-2003/>.
- Torsten Hothorn, Frank Bretz, and Peter Westfall. Simultaneous inference in general parametric models. *Biometrical Journal*, 50(3):346–363, 2008.
- Elsi Kaiser. When salience isn't enough: Pronouns, demonstratives and the quest for an antecedent. In Ritva Laury, editor, *Minimal Reference: The Use of Pronouns in Finnish and Estonian Discourse*, volume 12 of *Studia Fennica Linguistica*, pages 135–162. Finnish Literature Society, Helsinki, 2005.
- Wolfgang Klein and Christiane von Stutterheim. Quaestio und referentielle bewegung in erzählungen. *Linguistische Berichte*, (109):163–183, 1987.
- Wolfgang Klein and Christiane von Stutterheim. Quaestio and I-perspectivation. In Carl F. Graumann and Werner Kallmeyer, editors, *Perspective and Perspectivation in Discourse*, pages 59–88. John Benjamins, Amsterdam/Philadelphia, 2002.
- William Labov. Principles of linguistic change. vol. 1: Internal factors (reprinted)[oclc: 552627689], 2007.
- Jessica Lin and Amir Zeldes. GUMsley: Evaluating entity salience in summarization for 12 English genres. In Yvette Graham and Matthew Purver, editors, *Proceedings of the 18th Conference of the European Chapter of the Association for Computational Linguistics (Volume 1: Long Papers)*, pages 2575–2588, St. Julian's, Malta, March 2024. Association for Computational Linguistics. URL <https://aclanthology.org/2024.eacl-long.158>.
- Jessica Lin and Amir Zeldes. GUM-SAGE: A novel dataset and approach for graded entity salience prediction. In Wanxiang Che, Joyce Nabende, Ekaterina Shutova, and Mohammad Taher Pilehvar, editors, *Findings of the Association for Computational Linguistics: ACL 2025*, pages 438–455, Vienna, Austria, July 2025. Association for Computational Linguistics. ISBN 979-8-89176-256-5. 10.18653/v1/2025.findings-acl.24. URL <https://aclanthology.org/2025.findings-acl.24/>.
- Yang Janet Liu and Amir Zeldes. GUMSum: Multi-genre data and evaluation for English abstractive summarization. In Anna Rogers, Jordan Boyd-Graber, and Naoaki Okazaki, editors, *Findings of the Association for Computational Linguistics: ACL 2023*, pages 9315–9327, Toronto, Canada, July 2023. Association for Computational Linguistics. 10.18653/v1/2023.findings-acl.593. URL <https://aclanthology.org/2023.findings-acl.593/>.
- Mounica Maddela, Mayank Kulkarni, and Daniel Preotiuc-Pietro. EntSUM: A data set for entity-centric extractive summarization. In *Proceedings of the 60th Annual Meeting of the Association for Computational Linguistics (Volume 1: Long Papers)*, pages 3355–3366, Dublin, Ireland, May 2022. Association for Computational Linguistics. 10.18653/v1/2022.acl-long.237. URL <https://aclanthology.org/2022.acl-long.237>.

- William C. Mann and Sandra A. Thompson. Rhetorical Structure Theory: Toward a functional theory of text organization. *Text*, 8(3):243–281, 1988.
- Joshua New, Leda Cosmides, and John Tooby. Category-specific attention for animals reflects ancestral priorities, not expertise. *Proceedings of the National Academy of Sciences*, 104(42):16598–16603, 2007.
- Slav Petrov, Dipanjan Das, and Ryan McDonald. A universal part-of-speech tagset. In Nicoletta Calzolari, Khalid Choukri, Thierry Declerck, Mehmet Uğur Doğan, Bente Maegaard, Joseph Mariani, Asuncion Moreno, Jan Odijk, and Stelios Piperidis, editors, *Proceedings of the Eighth International Conference on Language Resources and Evaluation (LREC'12)*, pages 2089–2096, Istanbul, Turkey, May 2012. European Language Resources Association (ELRA). URL <https://aclanthology.org/L12-1115/>.
- Massimo Poesio, Rosemary Stevenson, Barbara Di Eugenio, and Janet Hitzeman. Centering: A parametric theory and its instantiations. *Computational Linguistics*, 30(3):309–363, 2004. 10.1162/0891201041850911. URL <https://aclanthology.org/J04-3003/>.
- Massimo Poesio, Maciej Ogrodniczuk, Vincent Ng, Sameer Pradhan, Juntao Yu, Nafise Sadat Moosavi, Silviu Paun, Amir Zeldes, Anna Nedoluzhko, Michal Novák, Martin Popel, Zdeněk Žabokrtský, and Daniel Zeman. Universal anaphora: The first three years. In Nicoletta Calzolari, Min-Yen Kan, Veronique Hoste, Alessandro Lenci, Sakriani Sakti, and Nianwen Xue, editors, *Proceedings of the 2024 Joint International Conference on Computational Linguistics, Language Resources and Evaluation (LREC-COLING 2024)*, pages 17087–17100, Torino, Italia, 2024. ELRA and ICCL. URL <https://aclanthology.org/2024.lrec-main.1484/>.
- Mercè Prat-Sala and Holly P. Branigan. Discourse constraints on syntactic processing in language production: A cross-linguistic study in English and Spanish. *Journal of Memory and Language*, 42(2):168–182, 2000. 10.1006/jmla.1999.2668.
- Craige Roberts. Information structure: Towards an integrated formal theory of pragmatics. *Semantics and Pragmatics*, 5(6):1–69, 2012. 10.3765/sp.5.6.
- Péter Rácz. *Salience in Sociolinguistics. A Quantitative Approach*. De Gruyter Mouton, Berlin, Boston, 2013. doi:10.1515/9783110305395. URL <https://doi.org/10.1515/9783110305395>.
- Anna Siewierska. *Person*. Cambridge Textbooks in Linguistics. Cambridge University Press, Cambridge, 2004.
- Sandrine Sorlin and Laure Gardelle. Anthropocentrism, egocentrism and the notion of Animacy Hierarchy. *International Journal of Language and Culture*, 5(2):133–162, 2018. 10.1075/ijolc.00004.gar. URL <https://doi.org/10.1075/ijolc.00004.gar>. Special issue: From Culture to Language and Back: The Animacy Hierarchy in language and discourse.
- Manfred Stede. *Discourse Processing*. Synthesis Lectures on Human Language Technologies 4. Morgan & Claypool, [San Rafael, CA], 2012. 10.2200/S00354ED1V01Y201111HLT015.
- Russell S. Tomlin and Andriy Myachykov. *Attention and salience*, pages 36–60. De Gruyter Mouton, Berlin, Boston, 2019. ISBN 9783110626476. doi:10.1515/9783110626476-003. URL <https://doi.org/10.1515/9783110626476-003>.
- Janine R. Toole. The effect of genre on referential choice. In Thorstein Fretheim and Jeanette K. Gundel, editors, *Reference and Referent Accessibility*, volume 38 of *Pragmatics & Beyond New Series*, pages 263–290. John Benjamins Publishing Company, Amsterdam, 1996.

- Salvatore Trani, Claudio Lucchese, R. Perego, David E. Losada, Diego Ceccarelli, and Salvatore Orlando. SEL: A unified algorithm for salient entity linking. *Computational Intelligence*, 34:2–29, 2018.
- Catherine E. Travis. Genre effects on subject expression in Spanish: Priming in narrative and conversation. *Language Variation and Change*, 19(2):101–135, 2007. 10.1017/S0954394507070081.
- Jan Trienes, Jörg Schlötterer, Junyi Jessy Li, and Christin Seifert. Behavioral analysis of information salience in large language models. In Wanxiang Che, Joyce Nabende, Ekaterina Shutova, and Mohammad Taher Pilehvar, editors, *Findings of the Association for Computational Linguistics: ACL 2025*, pages 23428–23454, Vienna, Austria, July 2025. Association for Computational Linguistics. ISBN 979-8-89176-256-5. 10.18653/v1/2025.findings-acl.1204. URL <https://aclanthology.org/2025.findings-acl.1204/>.
- Laurens van der Maaten and Geoffrey Hinton. Visualizing data using t-SNE. *Journal of Machine Learning Research*, 9(86):2579–2605, 2008. URL <http://jmlr.org/papers/v9/vandermaaten08a.html>.
- Elise Vinel, Anne Salazar-Orvig, Genevieve de Weck, Salma Nashawati, and Somayeh Rahmati. The impact of speech genres on the use of referring expressions. In Anne Salazar-Orvig, Genevieve de Weck, Rouba Hassan, and Annie Rialland, editors, *The Acquisition of Referring Expressions: A dialogical approach*, pages 287–316. John Benjamins, Amsterdam/Philadelphia, 2021.
- Ella K. Whiteley. Order-based salience patterns in language: What they are and why they matter. *Ergo: An Open Access Journal of Philosophy*, 11(26):689–715, 2024.
- Chuan Wu, Evangelos Kanoulas, Maarten de Rijke, and Wei Lu. Wn-salience: A corpus of news articles with entity salience annotations. In *Proceedings of the 12th Language Resources and Evaluation Conference*, pages 2095–2102, 2020.
- Yating Wu, Ritika Rajesh Mangla, Alex Dimakis, Greg Durrett, and Junyi Jessy Li. Which questions should I answer? salience prediction of inquisitive questions. In Yaser Al-Onaizan, Mohit Bansal, and Yun-Nung Chen, editors, *Proceedings of the 2024 Conference on Empirical Methods in Natural Language Processing*, pages 19969–19987, Miami, Florida, USA, November 2024. Association for Computational Linguistics. 10.18653/v1/2024.emnlp-main.1114. URL <https://aclanthology.org/2024.emnlp-main.1114/>.
- Alessandra Zarcone, Marten van Schijndel, Jorrig Vogels, and Vera Demberg. Salience and attention in surprisal-based accounts of language processing. *Frontiers in Psychology*, 7:844, 2016. 10.3389/fpsyg.2016.00844.
- Amir Zeldes. The GUM corpus: Creating multilayer resources in the classroom. *Language Resources and Evaluation*, 51(3):581–612, 2017. <http://dx.doi.org/10.1007/s10579-016-9343-x>.
- Amir Zeldes, Tatsuya Aoyama, Yang Janet Liu, Siyao Peng, Debopam Das, and Luke Gessler. eRST: A signaled graph theory of discourse relations and organization. *Computational Linguistics*, 51(1):23–72, 03 2025. ISSN 0891-2017. 10.1162/coli_a_00538. URL https://doi.org/10.1162/coli_a_00538.