

WEBIFICATION OF SYMMETRY CLASSES OF PLANE PARTITIONS

ASHLEIGH ADAMS AND JESSICA STRIKER

ABSTRACT. Webs are graphical objects that give a tangible, combinatorial way to compute and classify tensor invariants. Recently, [Gaetz, Pechenik, Pfannerer, Striker, Swanson 2023+] found a rotation-invariant web basis for SL_4 , as well as its quantum deformation $U_q(\mathfrak{sl}_4)$, and a bijection between move equivalence classes of $U_q(\mathfrak{sl}_4)$ -webs and fluctuating tableaux such that web rotation corresponds to tableau promotion. They also found a bijection between the set of plane partitions in an $a \times b \times c$ box and a benzene move equivalence class of $U_q(\mathfrak{sl}_4)$ -webs by determining the corresponding oscillating tableau. In this paper, we similarly find the oscillating tableaux corresponding to plane partitions in certain symmetry classes. We furthermore show that there is a projection from $U_q(\mathfrak{sl}_4)$ invariants to $U_q(\mathfrak{sl}_r)$ for $r = 2, 3$ for webs arising from certain symmetry classes.

1. INTRODUCTION

$U_q(\mathfrak{sl}_r)$ -webs form a powerful graphical calculus for computing $U_q(\mathfrak{sl}_r)$ invariants. Combinatorially, $U_q(\mathfrak{sl}_r)$ -webs can be interpreted as bi-colored planar graphs on a disk, called *plabic graphs* [HR22]. Postnikov [Pos06] introduced a tool called *trip permutations*, in which one walks along the edges of a plabic graph, taking a right at every black vertex and a left at every white vertex. This definition was extended in [GPP⁺23], wherein they define a collection of walks along the edges of an *hourglass plabic graph* (Definition 2.6). The i th trip, denoted trip_i , is the walk which takes the i th right at every black vertex and the i th left at every white vertex (see Definition 2.7).

With this generalized definition of trip permutations, [GPP⁺23] define the *separation label* of each edge, with values in $\{1, \dots, r\}$ (Definition 2.8) and use the separation labels of the boundary edges (the *boundary word*) to construct a unique r row *fluctuating tableau* [GPP⁺24, Definition 2.1].

The authors showed that fluctuating tableaux index equivalence classes of *contracted, fully-reduced, top* hourglass plabic graphs. More importantly, they show that these hourglass plabic graphs form a rotation-invariant web-basis for the space of $U_q(\mathfrak{sl}_4)$ -invariants [GPP⁺23, Theorem A]. The combinatorial heart of this result lies in [GPP⁺23, Theorem B], where the authors show that there is a bijection between 4-row rectangular fluctuating tableaux and equivalence classes of $U_q(\mathfrak{sl}_4)$ -webs. Moreover, they showed that this bijection relates trip permutations on the hourglass plabic graph to a certain dynamical action on fluctuating tableau, called promotion.

In a surprising observation, [GPP⁺23] also found a $U_q(\mathfrak{sl}_4)$ -web equivalence class in bijection with the set of *plane partitions* in an $a \times b \times c$ box. In this paper, we study *symmetry classes* of plane partitions from the perspective of webs. We focus on the following symmetry classes: symmetric (SPP), cyclically symmetric (CSPP), totally symmetric (TSPP),

2020 *Mathematics Subject Classification.* 05E10, 05A19, 13A50.

Key words and phrases. webs, quantum groups, plane partitions, symmetry classes, tableaux, lattice words, plabic graphs.

and totally symmetric self-complementary (TSSCPP). Each symmetry class is determined by a restriction of the plane partition, called the *fundamental domain*. We give more explicit descriptions of these in Section 2.6 and give an example in Figure 1.

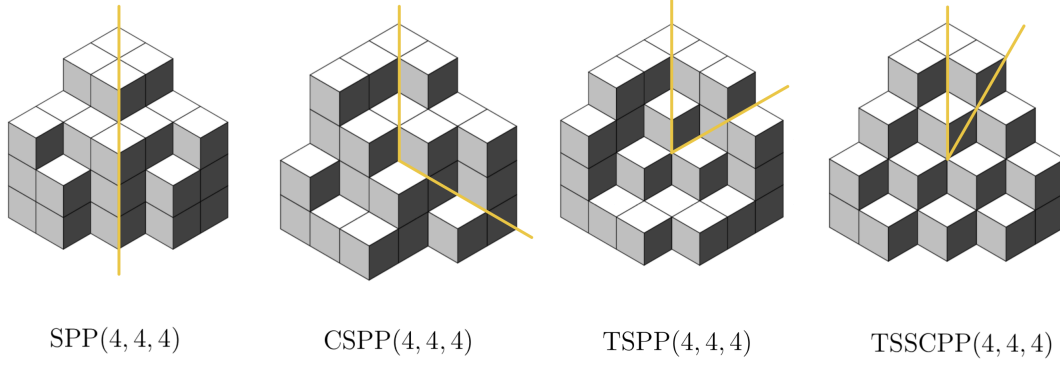


FIGURE 1. Examples of plane partitions inside a $4 \times 4 \times 4$ -box, with the symmetry class listed below it and its corresponding fundamental domain. See Section 2.6 for details.

The two main objects of interest in this paper are $U_q(\mathfrak{sl}_4)$ -webs (viewed as hourglass plabic graphs) and plane partitions. The webs that are in bijection with plane partitions are certain webs where each face is a hexagon and the hourglass edges give a perfect matching. A 60-degree rotation of a hexagonal face is called a *benzene move*. (See Figure 2.) In the bijection with plane partitions, a benzene move on the web results in the addition or removal of a box in the plane partition. We say that two webs reside in the same benzene equivalence class if they differ only by a sequence of benzene moves. Benzene moves do not change the separation labels of the boundary edges. Thus, each equivalence class corresponds to a single boundary word.

A description of the boundary word for the set of plane partitions in an $a \times b \times c$ box was given in [GPP⁺23], restated below in Theorem 1.1. In this paper, we determine in Theorem 1.2 the analogous boundary words for certain symmetry classes of plane partitions.

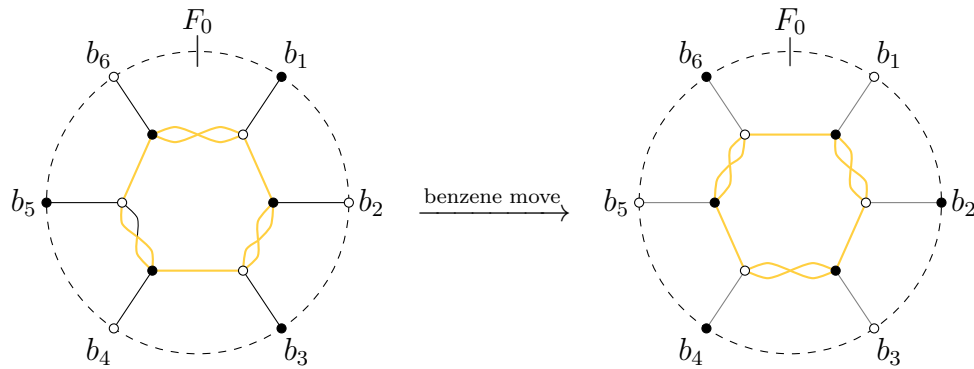


FIGURE 2. On the left we have an hourglass plabic graph, and on the right is the resulting hourglass plabic graph after the application of a benzene move.

Theorem 1.1 ([GPP⁺23, Prop. 5.5]). *The $U_q(\mathfrak{sl}_4)$ -web equivalence class given by contracted, fully-reduced hourglass plabic graphs with boundary word*

$$1^a \bar{4}^c 2^b \bar{1}^{|a-b|} \bar{2}^b 4^c \bar{1}^a$$

is in bijection with the set $\text{PP}(a, b, c)$.

In Section 4, we prove our first main theorem. We give a less precise statement of the theorem below:

Theorem 1.2. *The boundary words of $U_q(\mathfrak{sl}_4)$ -webs corresponding to plane partitions of select symmetry classes are as follows:*

- **SPP**(a, a, c) :

$$1^a \bar{4}^c 2^a \{4^c, (34)^a\}$$

- **CSPP**(a, a, a) :

$$1^a \bar{4}^a \{(\overline{31})^m, \bar{1}^{a-m}\} \{4^{a-m}, (34)^m\}$$

- **TSPP**(a, a, a) :

$$1^a \{(23)^{a-m}, 2^m\} \{4^{a-m}, (34)^m\}$$

- **TSSCPP**(a, a, a), $a = 2d$:

$$1^a \underbrace{2 \bar{4} 2 \dots \bar{4} 2}_{2d-1} \{4^{d-1}, (34)^{d-1}\} 34$$

where $\{\dots\}$ is a multiset from which one builds a subword using every letter in the multiset with the multiplicity given by the exponent. Each of these multisets have particular restrictions on the possible subwords given by the letters in the multiset. The list of the restrictions can be found in Section 4.

An example of Theorem 1.2 can be seen in Figure 3. We then use these lattice words to construct a combinatorial map in Algorithm 5.1 that sends a $U_q(\mathfrak{sl}_4)$ -invariant to a $U_q(\mathfrak{sl}_2)$ invariant or $U_q(\mathfrak{sl}_3)$ invariant, depending on the symmetry class of the plane partition whose fundamental domain is in bijection with the $U_q(\mathfrak{sl}_4)$ -web. The algorithm leads to our second main result, Theorem 5.2, in which we define a map

$$\text{Hom}_{U_q(\mathfrak{sl}_4)} \left(\bigwedge_q^{\mathcal{C}(\omega)} V_q, \mathbb{C}(q) \right) \rightarrow \text{Hom}_{U_q(\mathfrak{sl}_r)} \left(\bigwedge_q^{\mathcal{C}(\hat{\omega})} V_q, \mathbb{C}(q) \right)$$

given by $[W]_q \mapsto [\widehat{W}]_q$, where W and \widehat{W} are webs with lattice words ω and $\hat{\omega}$, respectively, via Algorithm 5.1. This map is defined for a web corresponding to a symmetric, totally symmetric, or totally symmetric self complementary plane partition. In the second case, $r = 3$, otherwise $r = 2$.

This process is equivalent to characterizing a collection of $U_q(\mathfrak{sl}_4)$ representations that restrict to $U_q(\mathfrak{sl}_2)$ or $U_q(\mathfrak{sl}_3)$ representations. In this way, we are able to use the new combinatorics of hourglass plabic graphs to give maps between representations. In particular, since $U_q(\mathfrak{sl}_2)$ -webs can be viewed as non-crossing perfect matchings, the algorithm says that the equivalence class of $U_q(\mathfrak{sl}_4)$ -webs in bijection with the sets SPP and TSSCPP are in bijection with some set of decorated non-crossing matchings.

In forthcoming work, we will show how a dynamical action on tableaux called *promotion* maps through the projection from Theorem 5.2 onto the smaller invariant.

This paper is organized as follows: We begin in Section 2 with some basic background on $U_q(\mathfrak{sl}_r)$ -webs and their interpretation as quantum invariants. We then review the description

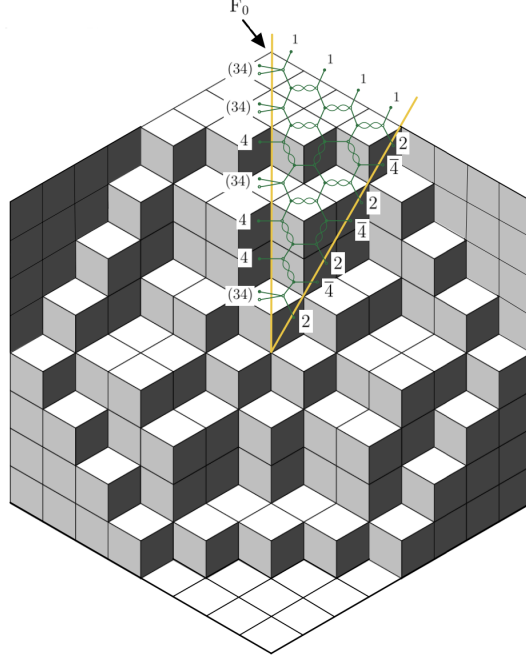


FIGURE 3. A totally symmetric self-complementary plane partition in an $8 \times 8 \times 8$ box. The $U_q(\mathfrak{sl}_4)$ -web in bijection with this plane partition is drawn on top of the plane partition, restricted to the fundamental domain of the symmetry class. We have labeled the top most face (*base face*) as F_0 . The boundary word corresponding to this web (and thus also this plane partition) is:

$$1 \ 1 \ 1 \ 1 \ 2 \ 2 \ 4 \ 2 \ 4 \ 2 \ 4 \ 2 \ (34) \ 4 \ 4 \ (34) \ 4 \ (34) \ (34).$$

of $U_q(\mathfrak{sl}_4)$ -webs as hourglass plabic graphs from [GPP⁺23] and the associated combinatorial tools, including oscillating tableaux and lattice words. We also review the symmetry classes of plane partitions that are the focus of this paper. In Section 3, we describe the correspondence between hourglass plabic graphs and plane partitions. We also define vital notation for the proof of Theorem 1.2. In Section 4, we give the proof of our first main result, Theorem 1.2. We also give counting formulas for the number of elements in each equivalence class of lattice words of the four symmetry classes discussed. In Section 5 we use the new lattice words given in our first main result to construct Algorithm 5.1. This algorithm allows us to prove our second main result, Theorem 5.2. In this section we also give two large examples of Algorithm 5.1 and Theorem 5.2. Our first example shows mapping a $U_q(\mathfrak{sl}_4)$ -web resulting from a TSSCPP to a $U_q(\mathfrak{sl}_2)$ -web (a non-crossing matching), while our second example is a little more involved and shows a $U_q(\mathfrak{sl}_4)$ -web resulting from a TSPP to a $U_q(\mathfrak{sl}_3)$ -web.

ACKNOWLEDGMENTS

Striker was supported by NSF grant DMS-2247089 and Simons Foundation gift MP-TSM-00002802. Adams was supported by NSF grant DMS-2247089 and NSF Graduate Fellowship Grant No. 2034612. We would like to thank Jesse Kim, Oliver Pechenik, and Joshua Swanson for helpful conversations.

2. BACKGROUND

This section is organized as follows. In Subsection 2.1 we give the definition of $U_q(\mathfrak{sl}_r)$ -webs as used in this paper and relate it to representation theory. In Subsection 2.2 we describe how a web in our convention gives an invariant. In Subsection 2.3, we give a short background on web bases for invariant spaces. In Subsection 2.4, we move into the combinatorics of webs. We begin discussing the main results of [GPP⁺23] by describing webs as hourglass plabic graphs and assigning labels to the edges, called separation labels. We continue this discussion in Subsection 2.5, where we show how [GPP⁺23] used the separation labeling to relate webs to oscillating tableaux. We conclude the background section with Subsection 2.6, in which we review the basics of plane partitions and give the definitions of symmetry classes of plane partitions.

2.1. $U_q(\mathfrak{sl}_r)$ -webs and their representation theory. Understanding the space of invariants of $\mathrm{SL}_r(\mathbb{C})$, and its natural quantum deformation $U_q(\mathfrak{sl}_r)$, has been of interest in numerous fields. A way to classify these spaces categorically via generators and relations has been developed over the past few decades in the form of certain diagrams called SL_r -webs ($U_q(\mathfrak{sl}_r)$ -webs, resp.), or just “webs” when the group and r are understood. The graphical calculus formed by webs gives us a tangible, combinatorial way to compute and classify tensor invariants. Since the work in this paper also holds in the quantum group setting, we will define everything in terms of $U_q(\mathfrak{sl}_r)$. For those uninterested in quantum deformations, one can naively disregard the q term by setting $q = 1$ and replacing $U_q(\mathfrak{sl}_r)$ with $\mathrm{SL}_r(\mathbb{C})$.

Consider the group $G = \mathrm{SL}_r(\mathbb{C})$. Let $V = \mathbb{C}^r$ be the defining representation for G and take $V(\alpha_c) = \bigwedge^c V$, for weight α_c . We denote the dual by $\bigwedge^{-c} V = (\bigwedge^c V)^*$. For $\underline{c} = (c_1, \dots, c_n)$, $c_i \in \mathbb{Z}$, the subspace of $\mathrm{SL}_r(\mathbb{C})$ -invariant multilinear forms is

$$\begin{aligned} \mathrm{Inv}_G \left(\bigwedge^{\underline{c}} V \right) &:= \mathrm{Hom}_G \left(\bigwedge^{\underline{c}} V, \mathbb{C} \right) \\ &:= \mathrm{Hom}_G \left(\bigwedge^{c_1} V \otimes \dots \otimes \bigwedge^{c_n} V, \mathbb{C} \right). \end{aligned}$$

A web W gives an element of this space $[W]$, motivating the study of webs as a tool to characterize the space of (quantum) invariants. If, as in this paper, one would rather consider the quantum group, $U_q(\mathfrak{sl}_r)$, replacing G with $U_q(\mathfrak{sl}_r)$ deforms $\mathrm{Inv}_{\mathrm{SL}_r}(\bigwedge^{\underline{c}} V)$, thereby giving those quantum-deformed linear functionals on $\bigwedge^{\underline{c}} V_q$ that are invariant under $U_q(\mathfrak{sl}_r)$.

We warn the reader that there are different conventions for constructing webs. Each convention has valuable uses. The work here builds on [GPP⁺23], which uses the convention developed by [FLL19]. The convention developed by [Mor07, CKM14] are webs that look more like oriented “ladders.” It is within this convention that one can more easily compute the actual morphisms in the free monoidal category of webs, which are suppressed within the convention used here. In order to convert from the convention used in this paper to that of [CKM14], we refer the reader to [GPP⁺23, Section 2.1] for a tactile conversion and to [Pou25] for a more theoretical comparison.

Definition 2.1 ([FLL19, Definition 3.2]). A $U_q(\mathfrak{sl}_r)$ -web W is a finite planar graph on a disk such that

- W has a proper r -coloring;
- W is fully-connected;
- every boundary vertex is single valent;
- every internal vertex has valence less than or equal to r ;

- each edge incident to an internal vertex has weights $\alpha_1, \dots, \alpha_t$ such that $\alpha_1 + \dots + \alpha_t = r$ for $1 \leq t \leq r$.

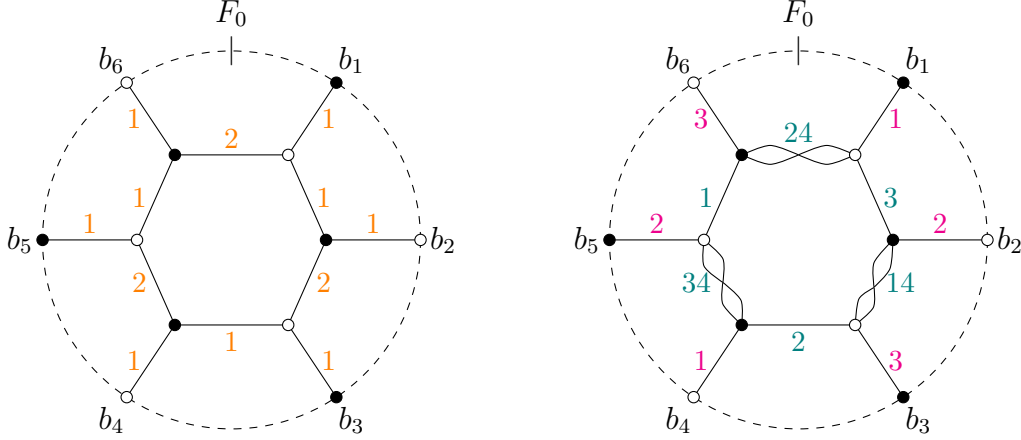


FIGURE 4. On the left is a $U_q(\mathfrak{sl}_4)$ -web of type $\underline{c} = (1, -1, 1, -1, 1, -1)$, with labeled edge weights. On the right, is the same web as an hourglass plabic graph and given a proper coloring.

Example 2.2. In Figure 4, on the left we have a $U_q(\mathfrak{sl}_4)$ -web of type $\underline{c} = (1, -1, 1, -1, 1, -1)$, with boundary vertices b_1, \dots, b_6 . The internal edges on the hexagon alternate between weight 1 and weight 2. On the right, we translate the web into an hourglass plabic graph with base face F_0 à la [GPP⁺23]. We have also given the hourglass plabic graph a proper edge coloring with colors $\{1, 2, 3, 4\}$.

A web corresponding to an invariant in $\text{Hom}_{U_q(\mathfrak{sl}_r)} \left(\bigwedge_q^{\underline{c}} V_q, \mathbb{C}(q) \right)$ has boundary with vertices (b_1, \dots, b_n) and edge weights $\underline{c} = (c_1, \dots, c_n)$ where each vertex b_i is incident to a single edge e_i with edge weight c_i . (From this point forward, we use weight to mean an edge weight in a graph.)

2.2. Computing an invariant from a web. A web W allows us to calculate a specific invariant $[W]_q$ in the polynomial ring $\mathbb{C}(q)[x_{i,S}]$, $S \subseteq \{1, \dots, r\}$. Consider a $U_q(\mathfrak{sl}_r)$ -web W with boundary vertices b_1, \dots, b_n . Define on the edges $E(W)$ a proper coloring $\kappa : E(W) \times \{1, \dots, r\} \rightarrow 2^{[r]}$, $(e, \alpha) \mapsto S \in 2^{[r]}$ such that $|S| = \alpha$ and e is an edge with weight α (i.e., if e has weight α , the number of colors attached to e is α). A coloring κ is proper if for any vertex v of W and incident edges e_i, e_j , the sets $\kappa(e_i)$ and $\kappa(e_j)$ are disjoint. For each coloring we obtain a monomial in $[W]_q$, given by

$$(-1)^{\text{coinv}(\kappa(b_1), \dots, \kappa(b_n))} q^{\text{wgt}_{\kappa}(W)} \prod_{b_i \text{ black}} x_{i, \kappa(b_i)} \prod_{b_i \text{ white}} y_{\kappa(b_i), i}$$

where $\text{coinv}(\omega) := |\{(s, t) : s, t \in \omega, s \leq t\}|$ is the number of *coinversions* in ω . Computing the q -statistic is a bit more involved and is denoted $\text{wgt}_{\kappa}(W)$, as it is dependent on the particular coloring of W . Currently, one must move to the convention of [CKM14] and use the natural $U_q(\mathfrak{sl}_r)$ -module maps that arise from coproducts, duals, evaluation, coevaluation, and the identity as give in [CKM14] in order to compute $\text{wgt}_{\kappa}(W)$. One must also consider the pivotal isomorphism and its double dual [GPP⁺23].

Thus,

$$(1) \quad [W]_q = \sum_{\text{colorings } \kappa} \left((-1)^{\text{coinv}(\kappa(b_1), \dots, \kappa(b_n))} q^{\text{wgt}_\kappa(W)} \prod_{b_i \text{ black}} x_{i, \kappa(b_i)} \prod_{b_i \text{ white}} y_{\kappa(b_i), i} \right).$$

Example 2.3. In Figure 4 we have a $U_q(\mathfrak{sl}_4)$ -web W with boundary vertices b_1, \dots, b_6 with edge weight 1 so that $\underline{c} = (1, -1, 1, -1, 1, -1)$. The internal edges on the hexagon alternate between having weight 1 and weight 2. The coloring κ is given by the green so that $\kappa(b_1) = \kappa(b_4) = 1, \kappa(b_2) = \kappa(b_5) = 2$ and $\kappa(b_3) = \kappa(b_6) = 3$. The sign is given by $\text{coinv}(1, 2, 3, 1, 2, 3) = 12$. Therefore, the monomial in the invariant $[W]_q$ given by this web is:

$$(-1)^{12} q^{\text{wgt}_\kappa(W)} x_{1,1} x_{2,2} x_{3,3} x_{4,1} x_{5,2} x_{6,3}$$

and the invariant space is

$$\text{Hom}_{U_q(\mathfrak{sl}_4)} (V_q \otimes V_q^* \otimes V_q \otimes V_q^* \otimes V_q \otimes V_q^*, \mathbb{C}(q)).$$

2.3. Web bases. Although there are many many well-known bases for the space $\text{Hom}_G(\bigwedge^c V, \mathbb{C})$, it is natural to ask for a basis given by webs since each element can be described via webs. For SL_2 , Kuperberg described a web-basis via non-crossing perfect matchings of points on a disk, which comes from the Temperley-Lieb algebra. (More on this in Remark 2.15.) For SL_3 , Kuperberg developed a basis of non-elliptic SL_3 -webs [Kup96]. Both of these bases have the property of being *rotation-invariant*, which means it is equivalent under a cyclic shift:

$$\text{Hom}_{U_q(\mathfrak{sl}_r)} \left(\bigwedge_q^{(c_1, c_2, \dots, c_n)} V_q, \mathbb{C}(q) \right) \rightarrow \text{Hom}_{U_q(\mathfrak{sl}_r)} \left(\bigwedge_q^{(c_2, \dots, c_n, c_1)} V_q, \mathbb{C}(q) \right).$$

For SL_4 , Kim gave a conjectural basis [Kim03], which was extended to general r by Morrison in his thesis [Mor07]. Cautis, Kamnitzer, and Morrison [CKM14] resolved the conjecture, giving a complete description of the space of invariants via webs with a full list of generators and relations. They further extend the results to the quantum group, $U_q(\mathfrak{sl}_r)$. Their basis, which has nice properties of its own, are not rotation-invariant. Fraser, Lam, and Le give an alternate basis [FLL19]. There are other web-bases for simple Lie groups of higher rank, but most of them required arbitrary choices and none of them are rotation-invariant. For example, for SL_r , Westbury [Wes12] gave a basis of leading terms when representations are restricted to $c_i \in \{1, r-1\}$, which was extended by Fontaine [FKK13]. Elias [Eli15] gave basis for certain quantum deformations of these groups, while Hagemeyer [Hag18] gave a basis in his thesis for the quantum group, $U_q(\mathfrak{sl}_4)$. A $U_q(\mathfrak{sl}_4)$ basis exhibiting the rotation-invariance property was recently given by Gaetz, Pechenik, Pfanner, Striker, and Swanson [GPP+23].

Theorem 2.4 ([GPP+23, Theorem A]). *The collection*

$$\{[W]_q : W \text{ is top fully reduced hourglass plabic graph of type } \underline{c}\}$$

is a rotation-invariant basis for $\text{Hom}_{U_q(\mathfrak{sl}_4)} \left(\bigwedge_q^c V_q, \mathbb{C}(q) \right)$.

The next section describes the web convention used in the proof of this theorem. In the case of $r \geq 5$, a rotation-invariant basis remains elusive.

2.4. Hourglass plabic graphs. Hopkins and Rubey observed that $U_q(\mathfrak{sl}_3)$ -webs can be viewed as plabic graphs [HR22]. This purely combinatorial method of analyzing webs motivates most of the work in this paper. Just as in the case of webs, plabic graphs can similarly be given edge weights. The motivation behind the object of interest in this section is to interpret these edge weights as special multi-edges called hourglass edges.

Definition 2.5 ([Pos06, Definition 11.5]). A *plabic graph* is a bicolored, planar, undirected graph embedded in a disk. The boundary vertices, labeled clockwise as b_1, b_2, \dots have edge weight one.

The definition of plabic graphs was extended by [GPP⁺23] in their diagrammatic interpretation of $U_q(\mathfrak{sl}_4)$ -webs. Their definition includes that all vertices are 4-valent and that if there is an edge e with weight 2 and vertices v_1, v_2 in the Fraser-Lam-Le convention, e is replaced by two edges e_1, e_2 both with vertices v_1, v_2 . Furthermore, this edge is twisted so that e_1, e_2 cross exactly once to form an edge called an *hourglass edge*. We call edges with edge weight 1, *simple edges*. We note that the authors of [GPP⁺23] give a more general definition of hourglass plabic graphs, but this more general notion is not necessary for our purposes.

Definition 2.6 ([GPP⁺23, Definition 3.1]). A properly bicolored plabic graph with edge weights in $\{1, 2\}$ is called an *hourglass plabic graph* if every vertex has degree 4, every edge with weight 2 is replaced with an hourglass edge and simple edges remain unchanged.

We consider such graphs up to planar isotopy. A way to understand hourglass plabic graphs is through a permutation called a trip. Given a plabic graph W with n boundary vertices, a trip permutation $\sigma \in S_n$ is determined by walking along edges of the graph via the rules of the road (Definition 2.7) and recording the walk's departure vertex b_i and arrival vertex b_j by setting $\sigma(i) = j$. These were originally introduced by Postnikov [Pos06] and were generalized to higher trips by [GPP⁺23] as in the following definition.

Definition 2.7 ([GPP⁺23, Definition 2.12]). Given an hourglass plabic graph with boundary vertices b_1, \dots, b_n and $1 \leq a \leq 3$, we define a path called the *a -th trip*, denoted $\text{trip}_a(b_i)$, that begins on the unique edge incident to a boundary vertex b_i and follows the rules of the road:

- trip_1 takes a right at black vertices and a left at white vertices
- trip_2 takes the second right at white and black vertices.
- trip_3 takes a left at black vertices and a right at white vertices.

The path $\text{trip}_a(b_i)$ ends at another unique edge incident to a boundary vertex b_j . The permutation on $\{1, \dots, n\}$ given by the function $\text{trip}_a(G)(i) = j$ whenever $\text{trip}_a(b_i)$ ends at b_j is called the *a -th trip permutation*.

Note that by construction trip_1 and trip_3 are inverses of each other and trip_2 is an involution. Also, every simple edge s (not just those edges incident to a boundary vertex), has exactly three trips passing through it from black to white. These are exactly trip_1 , trip_2 , and trip_3 for that edge. Therefore, it makes sense to consider $\text{trip}_i(s)$ for an arbitrary simple edge s . The trips allow us to compute and associate to each edge a value in $\{1, 2, 3, 4\}$, as in the definition below. Note that although this does result in a proper coloring, and thus gives a monomial in the corresponding invariant, this coloring should be thought about as something altogether different.

Definition 2.8 ([GPP⁺23, Definition 4.8]). Given an hourglass plabic graph with boundary vertices b_1, \dots, b_n , call the face between the edge incident to b_n and the edge incident to b_1

the *base face* and label it F_0 . Let $\text{sep}(e)$ be the *separation labeling* of the edge e , defined as follows:

- Let s be a simple edge and let $F(s)$ be the face to the right of s when traveling from the black to white vertex. Then

$$\text{sep}(s) = \#\{i \mid \text{trip}_i(s) \text{ separates } F(s) \text{ from } F_0\} + 1.$$

- Let h be an hourglass edge containing a vertex v , then

$$\text{sep}(h) = \{1, 2, 3, 4\} \setminus \bigcup_{\substack{e \ni v \\ h \neq e}} \text{sep}(e).$$

Example 2.9. The separation labels (Definition 2.8) for the web in Figure 4, are given on the hourglass plabic graph on the right.

[GPP⁺23, Proposition 4.9] shows that the separation labeling is well defined and proper for contracted, fully-reduced hourglass plabic graphs. In this paper, the webs considered are naturally contracted and fully-reduced, so we can use the separation labeling without referring to these properties. The separation labeling was instrumental in proving a bijection from equivalence classes of hourglass plabic graphs to fluctuating tableaux. This bijection was pivotal in the proof of Theorem 1.1. We discuss a special type of fluctuating tableaux, called oscillating tableaux, in the next section. More on fluctuating tableaux can be found in [GPP⁺24].

2.5. Oscillating tableaux and their lattice words. Fluctuating tableaux are a type of tableau studied in [GPP⁺24], which are defined via a sequence of positive and negative values. See Figure 5 for an example. These are of unique importance to the topic of $U_q(\mathfrak{sl}_4)$ -webs, since they played an important role in the proof of Theorem 2.4. Every fluctuating tableau is defined uniquely via a Yamanouchi lattice word. In this paper, we use only a certain type of fluctuating tableau called an oscillating tableau. For more on fluctuating tableau see [GPP⁺24, Definition 2.1]. In this section we give formal definitions of oscillating tableaux, of lattice words, and we also describe explicitly their connection to webs.

Definition 2.10 ([GPP⁺24, Definition 2.1]). An r -row *oscillating tableau*

$$T = \lambda^0 = \emptyset \xrightarrow{c_1} \lambda^1 \xrightarrow{c_2} \dots \xrightarrow{c_n} \lambda^r$$

of type $\mathbf{c} = (c_1, \dots, c_n) \in \{\pm 1\}^n$ is a sequence of r -row generalized partitions such that λ^{i-1} and λ^i differ by c_i . When $c_i = 1$, we add a box, whereas when $c_i = -1$, we remove a box. In the pictorial representation of an oscillating tableaux we represent λ^0 as single vertical line corresponding to the empty tableau. We often write $-i$ as \bar{i} .

Definition 2.11. A *lattice word* $\omega = \omega(T) = \omega_1, \dots, \omega_n \in \{\pm 1, \dots, \pm r\}$ associated to an r -row oscillating tableau T of type (c_1, \dots, c_n) has $\lambda^i = \lambda^{i-1} + \mathbf{e}_{\omega_i}$. (See Figure 5.)

All such lattice words carry a special property called Yamanouchi.

Definition 2.12. A word w on an alphabet $\{\pm 1, \dots, \pm r\}$ is called *Yamanouchi* if in any initial subword $w_1 \dots w_k$, the number of i s minus the number of \bar{i} s is greater than the number of $(i+1)$ s minus the number of $(\overline{i+1})$ s for all i in $w_1 \dots w_k$.

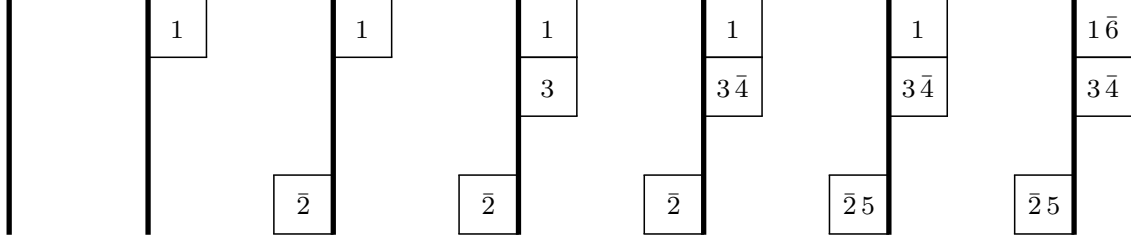


FIGURE 5. Here we give an example of Definition 2.10 by building an oscillating tableau on the word $\omega = 1 \bar{4} 2 \bar{2} 4 \bar{1}$. The pictorial visualization above represents:

$$T = \underbrace{0000}_{\lambda^0} \xrightarrow{e_1} \underbrace{1000}_{\lambda^1} \xrightarrow{-e_4} \underbrace{100\bar{1}}_{\lambda^2} \xrightarrow{e_2} \underbrace{110\bar{1}}_{\lambda^3} \xrightarrow{-e_2} \underbrace{100\bar{1}}_{\lambda^4} \xrightarrow{e_4} \underbrace{1000}_{\lambda^5} \xrightarrow{-e_1} \underbrace{0000}_{\lambda^6}.$$

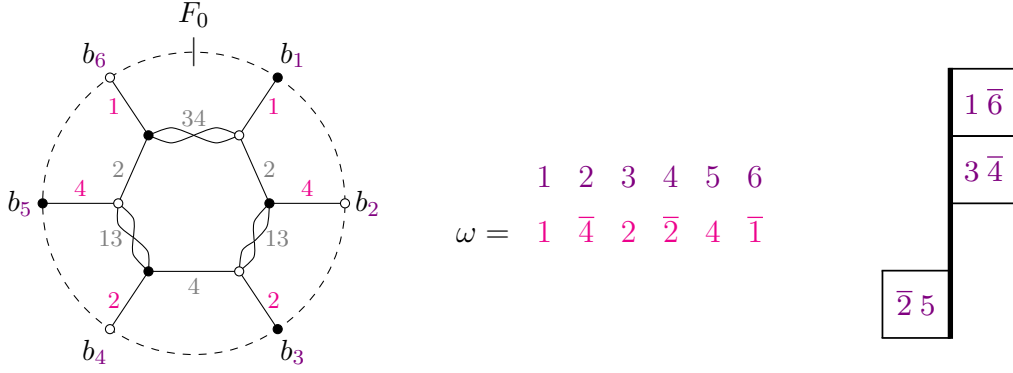


FIGURE 6. On the left we have an hourglass plabic graph corresponding to the plane partition with a single box. The edge labelings are the separation labels (Definition 2.8). The separation labels on the simple edges incident to the boundary vertices b_1, \dots, b_6 give us a lattice word ω , shown in the center. On the right, we have the oscillating tableau (Definition 2.10) corresponding to ω . The correspondence between the web on the left and the tableau on the right is an important component of [GPP⁺23, Theorem B].

For the sake of clarity, we outline algorithmically how to construct the diagram of an oscillating tableau from a Yamanouchi lattice word following the definitions in [GPP⁺24]. An example can be seen in Figure 6. We call \mathcal{L}_n the set of Yamanouchi lattice words of length n .

Algorithm 2.13 (Lattice word to oscillating tableaux).

- (1) Let $\omega \in \mathcal{L}_n$. Then $\omega \in \{\pm 1, \pm 2, \pm 3 \pm 4\}^n$.
- (2) Write a multiline array:

$$\begin{pmatrix} 1, \dots, n \\ \omega \end{pmatrix}.$$

This gives pairs (i, j) where j is the i -th letter in ω .

- (3) Begin with $\lambda^0 = \emptyset$ as in Definition 2.10.
- (4) For $i = 1, \dots, n$ we proceed with the following process:

- Given i , we consider the pair (i, j) from the multiarray, we place i in the j -th row of T . If j is negative, denoted \bar{j} , then we place \bar{i} in a box in the j -th row.
- Now we determine the particular box in which to place i or \bar{i} .
 - **Case 1:** Place \bar{i} in the furthest right box containing a positive entry i_0 , otherwise construct a box in the first open position to the left of λ^0 and insert the content \bar{i} .
 - **Case 2:** Place i in the furthest left box containing a negative entry \bar{i}_0 , otherwise construct a box in the first open position to the right of λ^0 .

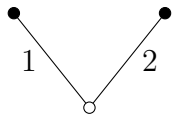
Recall that a boundary word of a web is given by the separation labels of the n edges incident to the n vertices along the boundary of the disk on which the web is embedded. It was shown in [GPP⁺23, Theorem 4.13] that a boundary word of a contracted fully-reduced hourglass plabic graph is a Yamanouchi lattice word (Definition 2.11), thereby associating to each boundary word a fluctuating tableau. For $U_q(\mathfrak{sl}_4)$ -webs, the possible separation labels come from the set $\{1, 2, 3, 4\}$. Let e_i be an edge with separation label j incident to boundary vertex b_i . If b_i is white, then the corresponding letter w_i is negative and is written \bar{j} . If b_j is black, then w_i is positive and equals j .

Since the lattice word for an oscillating tableau is also the boundary word given by the separation labelings of a web, by classifying webs according to their boundary word, we are associating a particular oscillating tableau to each class of webs. Thus the map from an $U_q(\mathfrak{sl}_4)$ -web to an oscillating tableau is given by Algorithm 2.13. In Figure 6 we give an example of how to map a web to an oscillating tableau. Since the map from webs to oscillating tableaux is dependent only on the boundary word corresponding to a web, there is a noticeable loss of information. Any two distinct webs W, W' with the same boundary word are mapped to the same oscillating tableau. Thus, the map from $U_q(\mathfrak{sl}_4)$ -webs to oscillating tableaux is not immediately reversible since we would not know how to construct the internal structure of the web with the information given up till this point. In order to produce a web in the equivalence class of a boundary word, one may use the growth algorithm detailed for $U_q(\mathfrak{sl}_4)$ -webs given by hourglass plabic graphs in [GPP⁺23, Algorithm 5.1]. Growth rules for $U_q(\mathfrak{sl}_3)$ -webs were given in [Kup96, PPR09]. Finally, we describe the growth rules for $U_q(\mathfrak{sl}_2)$ -webs in Definition 2.14, which will be useful in Section 5 for mapping certain $U_q(\mathfrak{sl}_4)$ -webs to $U_q(\mathfrak{sl}_2)$ -webs.

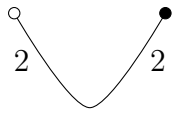
Definition 2.14. Let T be a 2-row oscillating tableau with n entries, then for each entry in T we place a vertex on a horizontal line with a half-edge going downward. For each letter i we do the following:

- if i is barred, then the corresponding vertex is white. Otherwise, it is black;
- if i is in row 1 give the half-edge label 1. If i is in row 2, give the half-edge label 2.

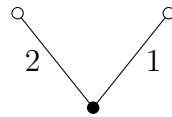
Then use the following growth rules to connect the half-edges:



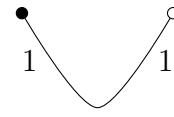
Growth Rule 1



Growth Rule 2



Growth Rule 3



Growth Rule 4

Remark 2.15. Definition 2.14 gives a crystallographic definition for constructing a $U_q(\mathfrak{sl}_2)$ -web. The representation theories from Rumer, Teller, and Weyl [WRT32], and developed by Temperley and Lieb [TL04], were shown by Kuperberg to be isomorphic to certain $U_q(\mathfrak{sl}_2)$ -webs called “spiders” [Kup96]. The definition given here, although not known to be explicitly stated elsewhere, can be naturally inferred from the work of Kuperberg.

2.6. Symmetry classes of plane partitions. We now return to the combinatorial object which sparked our interest in the particular class of webs studied in this paper. Recall that a *plane partition* p is a set of stacked unit cubes given by the following requirement: if the outermost corner of a unit cube is at the positive integer lattice point $(n, m, \ell) \in \mathbb{N}^3$, then there is also a unit cube at all positions (i, j, k) with $1 \leq i \leq n$, $1 \leq j \leq m$, and $1 \leq k \leq \ell$. It is natural to consider plane partitions to be restricted to an $a \times b \times c$ box so that $i \leq a, j \leq b, k \leq c$. We denote the set of plane partitions in an $a \times b \times c$ box as $\text{PP}(a, b, c)$.

Originally introduced and studied by MacMahon in [Mac99, Mac01], he both conjectured and proved that the number of plane partitions inside an $a \times b \times c$ box is given by:

$$\#\text{PP}(a, b, c) = \prod_{i=1}^a \prod_{j=1}^b \frac{i + j + c - 1}{i + j - 1}.$$

He went on to characterize six symmetry classes of plane partitions and suggest enumeration formulas for them. Richard Stanley described four more symmetry classes. In total, there are ten symmetry classes of plane partitions. All ten are described in [Sta86] where he gives many of their counting formulas. A complete list of enumeration formulas for other symmetry classes can be found in [Kup02].

Of the 10 distinct symmetry classes, we will be concerned with the four symmetry classes that are included in the symmetry class with the most restrictions. We now list them from least restrictive to most restrictive:

- (1) Symmetric (SPP)
- (2) Cyclically symmetric (CSPP)
- (3) Totally symmetric (TSPP)
- (4) Totally symmetric and self-complementary (TSSCPP)

The enumeration formula for the number of symmetric partitions was conjectured by MacMahon [Mac99] and proven by Andrews [And78] and Macdonald [Mac79]. The enumeration of cyclically symmetric plane partitions was originally conjectured by Macdonald [Mac79] and proven by Andrews [And79]. The enumeration of totally symmetric plane partitions was originally conjectured by Macdonald [Mac79] and proven by Stembridge [Ste95]. Finally, the enumeration of totally symmetric self-complementary plane partitions was first observed by Robbins and proven by Andrews [And94]. For the exact formulas see [Kup02].

It is standard to denote the number of cubes with first two coordinates (i, j) by p_{ij} . This is sometimes called *matrix notation*. We give an example of a plane partition of each symmetry class written in matrix notation in Figure 7.

Example 2.16. The definitions of the symmetries in Figure 8 can be compared to the examples in Figure 7. For the case of SPP, if we draw a diagonal along $p_{i,i}$, then $p_{i,j} = p_{j,i}$ for all i, j ($p_{1,3} = p_{3,1} = 3$), thus it is symmetric along the diagonal. In the case of CSPP, the i -th row is conjugate (in the sense of integer partitions) to the i th column for all i . For example, in row 1 we have $(4, 4, 3, 3)$ which is conjugate to column 1, given by $(4, 4, 4, 2)$. In the case

4 4 3 3	4 4 3 3	4 4 4 3	4 4 3 2
4 4 3 2	4 3 3 1	4 3 2 1	4 3 2 1
3 3 3 0	4 3 2 0	4 2 1 1	3 2 1 0
3 2 0 0	2 1 1 0	3 1 1 0	2 1 0 0
SPP(4, 4, 4)	CSPP(4, 4, 4)	TSPP(4, 4, 4)	TSSCPP(4, 4, 4)

FIGURE 7. The matrix notation for the plane partitions in Figure 1.

of TSPP, p is both symmetric across the diagonal and the i th row is conjugate to the i th column (row 1 is $(4, 4, 4, 3)$ which is equal to column 1). Finally, in the case of TSSCPP, p is symmetric along the diagonal, it is cyclically symmetric, and it is self-complementary since $p_{i,j} + p_{a-i+1,b-j+1} = c$ for all $1 \leq i \leq a, 1 \leq j \leq b$ ($p_{1,2} + p_{4-2+1,4-1+1} = p_{1,2} + p_{3,4} = 4 + 0 = 4$). Thus, it indeed belongs in TSSCPP(4, 4, 4).

Each symmetry class has requirements on the shape of the $a \times b \times c$ box. These requirements, along with the definitions for each symmetry class, is given in the chart of Figure 8.

Symmetry Class	Definition
SPP(a, a, c)	$p_{i,j} = p_{j,i}$ for all i, j
CSPP(a, a, a)	The i th row of p is conjugate to the i th column for all i
TSPP(a, a, a)	Both symmetric and cyclically symmetric
SCPP(a, b, c)	$p_{i,j} + p_{a-i+1,b-j+1} = c$ for all $1 \leq i \leq a, 1 \leq j \leq b$.
TSSCPP($2d, 2d, 2d$)	Both totally symmetric and self-complementary

FIGURE 8. Definitions of select symmetry classes of plane partitions

The symmetry classes can be described as follows:

- A SPP is invariant under reflection along the diagonal;
- A CSPP is invariant under 120° rotations;
- A TSPP is invariant under 120° or 240° rotations;
- A TSSCPP is invariant under reflections and 120° rotations, so it has dihedral symmetries.

Instead of considering the entire plane partition of each symmetry class, it is often useful to restrict to a minimal portion of the plane partition from which the full object can be generated by applying the appropriate symmetry operation. We require that the restriction be such that it avoids redundancy by representing each symmetry equivalence class exactly once. This restricted portion called a *fundamental domain*.

In Figure 9, we have described each symmetry class of interest in this paper, its symmetry group, and its fundamental domain in terms of the ambient box, which can be viewed as a hexagon.

We have given an example of these fundamental domains in Figure 1.

Symmetry Class	Symmetry Group	Fundamental Domain
$\text{SPP}(a, a, c)$	\mathbb{Z}_2	1/2 of the hexagon
$\text{CSPP}(a, a, a)$	C_3	1/3 of the hexagon
$\text{TSPP}(a, a, a)$	S_3	1/6 of the hexagon
$\text{TSSCPP}(2d, 2d, 2d)$	D_{12}	1/12 of the hexagon

FIGURE 9. Symmetry classes of plane partitions, their symmetry group, and their fundamental domain

3. PLANE PARTITIONS AS WEBS

In this section we explore the bijection between plane partitions and certain $U_q(\mathfrak{sl}_4)$ -webs. The bijection is explicitly stated in [GPP⁺23] but was known in terms of dimer covers (perfect matchings) of graphs with edges of valance 3. In the perfect matching, the hourglass edges correspond to the included edge of the dimer cover [KO05]. In Subsection 3.1 we give labels to the faces and boundaries of plane partitions. We also describe the paths of the trips for any web given by a plane partition. In Subsection 3.2 we describe the fundamental domains of certain symmetry classes of plane partitions and label the boundaries corresponding to these domains. We then give a decomposition of the lattice words corresponding to each boundary. This section will be crucial in the proof of Theorem 1.2. Finally, in Subsection 3.3 we describe how to handle hourglass edges that are intersected by a boundary of a fundamental domain.

3.1. A description of hourglass plabic graphs on plane partitions. Given a unit cube in an arbitrary plane partition $p \in \text{PP}(a, b, c)$, the bijection to $U_q(\mathfrak{sl}_4)$ -webs is well-understood in the sense that, for each visible face and for each visible edge of the unit cube inside p , we can write down the precise edge type in the corresponding web. The unit cube has at most 3 visible faces which we will call (1) the north face, (2) the east face, and (3) the west face, as shown in Figure 10. Each of these faces corresponds to an hourglass edge with the white vertex to the right while each edge in the unit cube corresponds to a simple edge in the web which connects the hourglass edges on the faces.

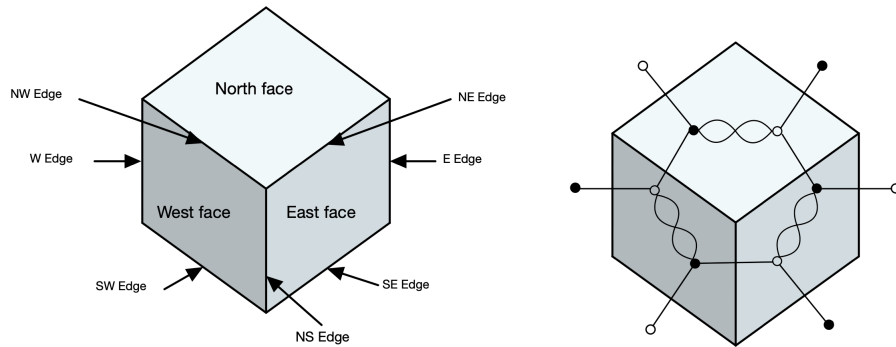


FIGURE 10. Face labelings of unit cube

We use these labels to expand on the proof of [GPP⁺23, Prop. 5.5], which was restated in this paper in Theorem 1.1. The trips lie on very predictable paths, which is due to our understanding of how a benzene move affects a trip.

Lemma 3.1. *Given a hexagon face of a $U_q(\mathfrak{sl}_4)$ -web and an spoke edge e , (i.e., an edge $e = \{v_1, v_2\}$ such that v_1 is incident to the hexagon face and v_2 is not) the application of a benzene move on the face alters the $\text{trip}_i(e)$ for $i = 1, 2, 3$ in the following manners:*

- $\text{trip}_1(e)$ and $\text{trip}_3(e)$ are invariant under the benzene move on the hexagon face.
- The entry and exit edges for trip_2 are unchanged under a benzene move. However, the path around the hexagon face alternates with each benzene move applied to the face.

Proof. See Figure 11. □

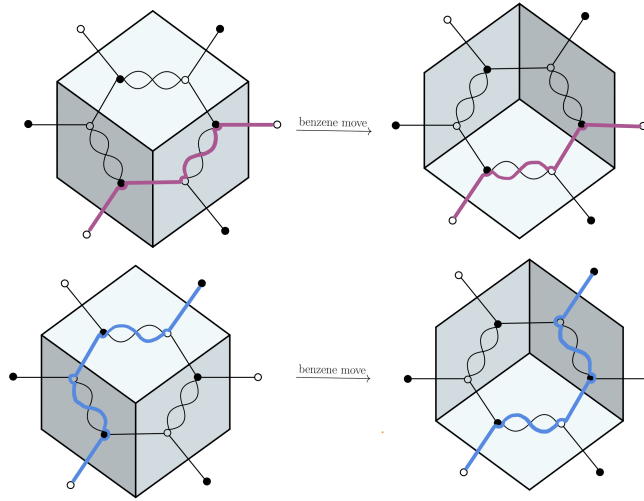


FIGURE 11. trip routes through a benzene move: trip_1 and trip_3 are pictured above in magenta and trip_2 is pictured below in blue.

Now that we have described the local behaviour of trips under a benzene move, we can describe the general paths the trips of webs in bijection with plane partitions take. We give an explicit description of Lemma 3.2 in Figure 12.

Lemma 3.2. *Given a $U_q(\mathfrak{sl}_4)$ -web W that is in bijection with a plane partition $p \in \text{PP}(a, b, c)$, then*

- trip_2 beginning on an edge incident to a vertex on boundary ∂_\bullet ends on an edge incident to a vertex on the boundary opposite to ∂_\square , where ∂_\square is three boundaries from ∂_\bullet when reading clockwise.
- trip_1 beginning on an edge incident to a vertex on boundary ∂_\bullet end on an edge incident to a vertex on ∂_\square , where ∂_\square is two boundaries from ∂_\bullet when reading clockwise.
- trip_3 is the reversal of trip_1 .

Proof. Say trip_1 begins on the northeast boundary walking from a black vertex to a white vertex. The trip immediately takes a left and continues south until the trip encounters a north face of a cube. It then takes a left until it reaches another north face where it will take a right. For each north face trip_1 encounters (whether or not they share an edge or are

separated by a west face) it alternates between taking a left or taking a right. Thus, trip_1 will always terminate at the southeast boundary when it begins on the northeast boundary.

If trip_1 begins on the eastern boundary, then it will walk along the west faces until they encounter an east face at which time they will alternate between taking rights and lefts at each east face trip_1 encounters, thereby terminating at the northwest boundary.

If trip_1 begins on the southeast boundary, it will walk straight across any north face until it reaches an east face, at which point, it will alternate between taking left and right at each east face it encounters until reaching the eastern boundary. For trip_1 s beginning on the northwest, west, or southwest boundaries, we simply reflect the paths just examined. Furthermore, since trip_1 and trip_3 are inverses, we also understand trip_3 by reversing the steps and reading counterclockwise instead of clockwise. These paths have been drawn in pink on the right example of an empty plane partition in Figure 13.

Finally, trip_2 is special in that it walks directly along the faces and terminates on the opposite boundary. For example, if it begins on the northeast boundary, then it will terminate on the southwest boundary as demonstrated in purple lines on the left example of an empty plane partition in Figure 13. We will use these understanding of the trips in the proof of Theorem 1.2. \square

trip_i	(Beginning ∂_\bullet , Culminating ∂_\square)
$i = 1$	$(\partial_{NE}, \partial_{SW}), (\partial_E, \partial_W), (\partial_{SE}, \partial_{NW}), (\partial_{SW}, \partial_{NE}), (\partial_W, \partial_E), (\partial_{NW}, \partial_{SE})$
$i = 2$	$(\partial_{NE}, \partial_{SE}), (\partial_E, \partial_{SW}), (\partial_{SE}, \partial_W), (\partial_{SW}, \partial_{NW}), (\partial_W, \partial_{NE}), (\partial_{NW}, \partial_E)$
$i = 3$	Reverse the pairs in the trip_1 case.

FIGURE 12. The pairs of boundaries $(\partial_\bullet, \partial_\square)$ where if an edge is incident to a vertex on ∂_\bullet , then trip_i end on ∂_\square .

In Figure 13 we draw these paths without their underlying webs. By Lemma 3.1, a benzene move ultimately does not disturb the overall trajectory of the trip, which is why it is sufficient to demonstrate the trip paths in an empty $3 \times 3 \times 3$ box.

The following proposition, which will be important to the proof of Theorem 1.2, follows immediately from the description of trips in this section.

Proposition 3.3. *Given a web W that is in bijection with a plane partition p , the separation labels for edges in W remain unchanged when the web is restricted to a subweb containing the fixed base face.*

Proof. Combining Lemmas 3.1 and 3.2, we have completely determined the behaviour of the trips on W and thus, the separation labels for each edge $e \in W$. Since restricting the web does not change the trips as long as the base face in the restricted subweb remains the same as in W , then the separation labels remain unchanged. \square

3.2. A description of fundamental domains of plane partitions and the corresponding lattice words. The boundary ∂_{PP} of a $U_q(\mathfrak{sl}_4)$ -web in bijection with a plane partition has a boundary which can be read by setting the base face of the web to be the northern most face (see Figure 14) of the web and reading clockwise around each edge of the ambient hexagon (representing the projection of the ambient $a \times b \times c$ box) of the underlying plane

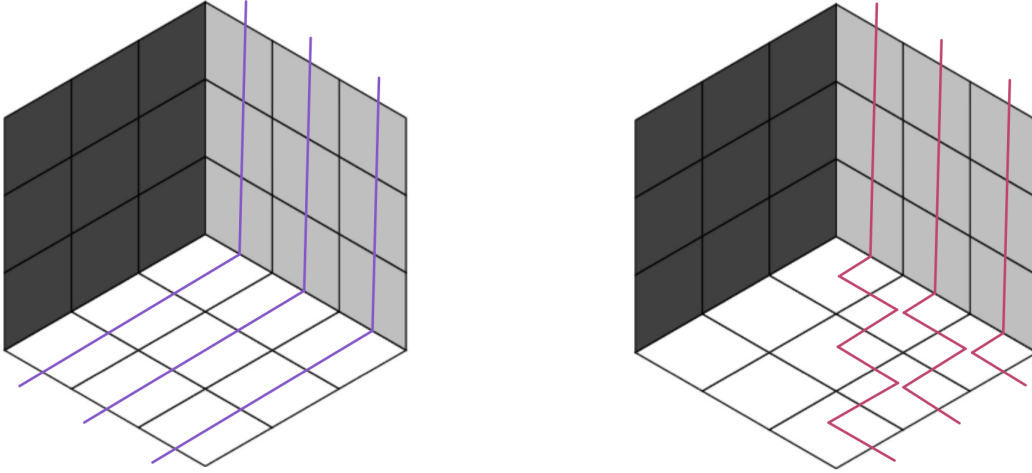


FIGURE 13. Here we have the empty plane partition in a $3 \times 3 \times 3$ box. On the left we demonstrate the path trip_2 in purple with the webs removed. It begins on the northeast boundary and ends at the southwest boundary. On the right, in pink, we have the trajectory of trip_1 , also with the webs removed. It begins on the northeast boundary and ends on the southeast boundary. Since trip_1 and trip_3 are involutions, then we also have trip_3 beginning on the southeast boundary and ending on the northeast boundary.

partition. The boundaries are given by the box edges NE, E, SE, SW, W, and NW. Thus, the boundary can be subdivided into the following boundaries: $\partial_{\text{PP}} = \partial_{\text{NE}}\partial_{\text{E}}\partial_{\text{SE}}\partial_{\text{SW}}\partial_{\text{W}}\partial_{\text{NW}}$.

Recall from Section 2.6 that in order to understand the symmetry classes of plane partitions, we restrict the plane partition to a fundamental domain. In this paper, we are choosing to restrict ourselves to the eastern hemisphere of $a \times a \times c$ box for the fundamental domain for a SPP. Pictorially, we will draw a line through $p_{i,i}$ for all i . We will call the new diagonal boundary ∂_{180} . The fundamental domain for any other symmetry class is contained in the fundamental domain for a symmetric plane partition. We will conflate notation so that given a web W in bijection with a plane partition p , the subweb obtained by restricting to the fundamental domain of its symmetry class will also be called W . Distinguishing between the two webs will never be necessary in this paper. We demonstrate these boundaries in Figure 14.

We can similarly break down the boundaries of the fundamental domains of symmetry classes of plane partitions into boundary segments. Since the boundaries can be subdivided, it follows that any boundary word can also be broken down into subwords by reading from our chosen base face F_0 clockwise and labeling the subwords ω_B , where B denotes the boundary segment given by either a cardinal direction or degrees for where the plane partition has been restricted. If the fundamental domain only uses half of a boundary ∂_\bullet , we call that boundary ∂_\bullet and the corresponding subword ω_\bullet . We give a full description of the boundaries and their corresponding lattice words now.

- For a general plane partition, the boundary can be partitioned into the following subboundaries:

$$\partial_{\text{PP}} = \partial_{\text{NE}}\partial_{\text{E}}\partial_{\text{SE}}\partial_{\text{SW}}\partial_{\text{W}}\partial_{\text{NW}}.$$

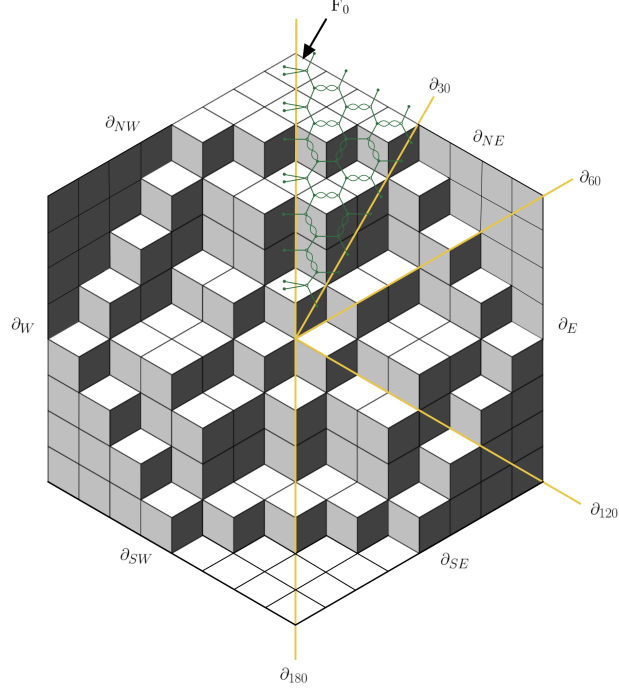


FIGURE 14. This is an example plane partition $p \in \text{TSSCPP}(8, 8, 8)$ from Figure 3. Since any $p \in \text{TSSCPP}(2d, 2d, 2d)$ is also totally symmetric, cyclically symmetric, and symmetric, we may draw the fundamental domains for each symmetry class; the corresponding boundary is labeled by ∂_{30} , ∂_{60} , ∂_{120} , and ∂_{180} , respectively. We have also labeled the base face F_0 necessary for separation labeling computations.

Thus, the corresponding lattice can be partitioned into subwords corresponding to each subboundary:

$$\omega_{\text{PP}} = \omega_{\text{NE}}\omega_{\text{E}}\omega_{\text{SE}}\omega_{\text{SW}}\omega_{\text{W}}\omega_{\text{NW}}.$$

- For a symmetric plane partition we have

$$\partial_{\text{SPP}} = \partial_{\text{NE}}\partial_{\text{E}}\partial_{\text{SE}}\partial_{180}$$

and

$$\omega_{\text{SPP}} = \omega_{\text{NE}}\omega_{\text{E}}\omega_{\text{SE}}\omega_{180}.$$

- For a cyclically symmetric plane partition we have

$$\partial_{\text{CSPP}} = \partial_{\text{NE}}\partial_{\text{E}}\partial_{120}\widehat{\partial_{180}}$$

and

$$\omega_{\text{CSPP}} = \omega_{\text{NE}}\omega_{\text{E}}\omega_{120}\widehat{\omega_{180}}.$$

- For a totally symmetric plane partition we have

$$\partial_{\text{TSPP}} = \partial_{\text{NE}}\partial_{60}\widehat{\partial_{180}}$$

and

$$\omega_{\text{TSPP}} = \omega_{\text{NE}}\omega_{60}\widehat{\omega_{180}}.$$

- For a totally symmetric self complementary plane partition we have

$$\partial_{\text{TSSCPP}} = \partial_{\widehat{\text{NE}}} \partial_{30} \partial_{\widehat{180}}$$

and

$$\omega_{\text{TSSCPP}} = \omega_{\widehat{\text{NE}}} \omega_{30} \omega_{\widehat{180}}.$$

Those subwords given by cardinal directions have been previously described in [GPP⁺23, Prop. 5.5] restated in this paper in Theorem 1.1. Due to Proposition 3.3, when $p \in \text{PP}(a, b, c)$, the subwords are

$$\omega_{\text{NE}} = 1^a, \quad \omega_{\text{E}} = \overline{4}^c, \quad \omega_{\text{SE}} = 2^b, \quad \omega_{\text{SW}} = \overline{2}^b, \quad \omega_{\text{W}} = 4^c, \quad \text{and} \quad \omega_{\text{NW}} = \overline{1}^a.$$

The proof of Theorem 1.2 then gives the rest of the subwords for each symmetry class studied in this paper.

3.3. A description of hourglass edges along boundaries of fundamental domains.

Restricting a web by any of the boundaries in order to obtain the fundamental domain for a given symmetry class results in the intersection of either a simple edge or an hourglass edge with the new boundary. When an hourglass edge with separation label $\{i, j\}$ crosses the new boundary, it becomes a *split* edge. As such, its separation labeling splits and i is associated to one edge and j the other. Throughout this paper we will refer to the pair of separation labels resulting from a split edge with separation label $\{i, j\}$ as (ij) . Any simple edge will not be affected by the restriction to the boundary; as such, the trip for the simple edge remain unaffected causing the separation label for the simple edge to be unchanged. This is demonstrated in Figure 15.

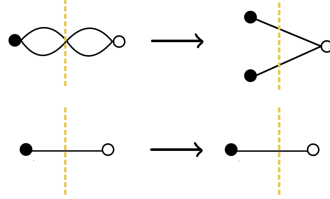


FIGURE 15. The yellow dashed line is the boundary caused by the restriction to the fundamental domain.

Remark 3.4. In this paper we have solely focused on oscillating tableaux. These correspond to webs that have edges with weight 1 incident to a boundary vertex. However, it is also possible for webs to have hourglass edges incident to a boundary vertex. These webs correspond to fluctuating tableaux defined in [GPP⁺24, Definition 2.1] and related to webs in [GPP⁺23]. The process we describe in this paper of splitting an hourglass edge is *oscillization* of a web ([GPP⁺23, Definition 3.3]), wherein one changes all hourglass edges incident to a boundary vertex to simple edges. Before an hourglass edge incident to a boundary vertex is oscillized, it has separation labeling $\{i, j\}$ where order is unknown. Once it is oscillized, the separation labels remain the same, but are now ordered. In this paper we denote them (ij) .

4. PROOF OF LATTICE WORDS OF SYMMETRY CLASSES

We begin this section by restating Theorem 1.2 to include the specific requirements on the subwords given by the letters in the multisets $\{\dots\}$. The proof in this section relies heavily on notation and theory described in Section 3.

Theorem 1.2. *The boundary words of $U_q(\mathfrak{sl}_4)$ -webs corresponding to plane partitions of select symmetry classes are as follows:*

- **SPP(a, a, c) :**

$$1^a \bar{4}^c 2^a \{4^c, (34)^a\}$$

– $\{4^c, (34)^a\}$: We may freely order the c 4s and a (34)s.

- **CSPP(a, a, a) :**

$$1^a \bar{4}^a \{(\bar{31})^m, \bar{1}^{a-m}\} \{4^{a-m}, (34)^m\}$$

– $\{(\bar{31})^m, \bar{1}^{a-m}\}$: We may freely order the m $(\bar{13})$ s and $a - m$ $\bar{1}$ s for $0 \leq m \leq a$.

– $\{4^{a-m}, (34)^m\}$: If $(\bar{31})$ is in position i in the subword given by $\{(\bar{31})^m, \bar{1}^{a-m}\}$, $0 \leq i \leq a$, then (34) is in position $a - i - 1$ in the subword given by $\{4^m, (34)^m\}$.

- **TSPP(a, a, a) :**

$$1^a \{(23)^{a-m}, 2^m\} \{4^{a-m}, (34)^m\}$$

– $\{(23)^{a-m}, 2^m\}$: We may freely order of the $a - m$ $(\bar{23})$ s and the m 2s for all $0 \leq m \leq a$.

– $\{4^{a-m}, (34)^m\}$: For all $0 \leq m \leq a$, in the subword of $\{(23)^{a-m}, 2^m\}$ given by letters in position $a - m$ to position $a - m - i$ for $0 \leq i \leq a - m - 1$, the number of (23)s must be less than or equal to the number of 4s in the subword of $\{4^{a-m}, (34)^m\}$ given by letters in position 0 to position i .

- **TSSCPP(a, a, a), $a = 2d$:**

$$1^d \underbrace{2 \bar{4} 2 \dots \bar{4} 2}_{2d-1} \{4^{d-1}, (34)^{d-1}\} (34)$$

– $\{4^{d-1}, (34)^{d-1}\}$: The subword constructed of $d - 1$ 4s and $d - 1$ (34)s must be Yamanouchi in letters 4 and (34) when one includes a 4 at the beginning of the subword and a (34) at the end.

Proof. A boundary word ω of an hourglass plabic graph W corresponding to a plane partition p in SPP(a, a, c), CSPP(a, a, a), TSPP(a, a, a), or TSSCPP(a, a, a) is given by certain separation labelings (Definition 2.8) of W constrained to the fundamental domain of a given symmetry class.

In this proof, we begin with the least restricted symmetry class, symmetric. We then proceed to cyclically symmetric, and totally symmetric. Finally, we end with the most restrictive symmetry class, totally symmetric self-complementary.

The proof for each word follows the same form. By Proposition 3.3, the separation labels of edges of a web W remain unchanged when the web is restricted to a subweb that includes the base face of W . As explained in Section 3.1, we can decompose the boundary word into subwords corresponding to each boundary of the fundamental domain for the given symmetry class. We then prove a description for each subword by either using Theorem 1.1, which was proven in [GPP⁺25], or we analyze the trips of the edges on the boundary associated to the subword we seek to describe. For each individual symmetry class, by Proposition 3.3 (also see a more in depth discussion in Section 3.3) we may analyze only where the trips begin and

end. Then, for each symmetry class we give an example. These can be found in Figures 16 - 19.

With these details in mind, we now proceed to the proofs for each lattice word for each of the given symmetry classes.

• **SPP:** (See Figure 16.) For $p \in \text{SPP}(a, a, c)$, we consider the web W , which is in bijection with p , restricted to its fundamental domain. By Proposition 3.3, the boundary of the web restricted to its fundamental domain can be subdivided into subboundaries:

$$\partial_{\text{SPP}} = \partial_{\text{NE}}\partial_{\text{E}}\partial_{\text{SE}}\partial_{180}.$$

Thus, the boundary word for W can be similarly partitioned into subwords given corresponding to the division of the boundary of W :

$$\omega_{\text{SPP}} = \omega_{\text{NE}}\omega_{\text{E}}\omega_{\text{SE}}\omega_{180}.$$

Following Lemma 3.3, Theorem 1.1 gives

$$\omega_{\text{NE}} = 1^a, \quad \omega_{\text{E}} = \overline{4}^c, \quad \text{and} \quad \omega_{\text{SE}} = 2^a.$$

So it remains to show that $\omega_{180} = \{4^c, (34)^a\}$, where we may freely choose where to place the c 4 and the a (34). By definition, p has that $p_{i,j} = p_{j,i}$ for all i, j . This puts no extra restrictions on $p_{i,j}$ such that $i = j$. Therefore, any combination of split edge ($e_1 e_2$) or simple g along ∂_{180} in W is valid, since any combinations of north faces or NS edges are valid in p . Therefore, it only remains to show the separation labels for ($e_1 e_2$) is (34) and the separation label for g is 4. Note that any edge intersecting ∂_{180} is incident to a black boundary vertex. Therefore, for each edge on ∂_{180} , we seek to know the number of trips that separate the base face of W from the face to the south of that edge.

By Lemma 3.2, we know the paths of the trips. In particular, $\text{trip}_1(g)$ ends on the NE boundary, $\text{trip}_i(g)$ end on the W boundary for $i = 2, 3$. Therefore, $\text{sep}(g) = 4$, since all three trips contribute to the separation label.

Example 4.1. In Figure 16 we have a plane partition in $\text{SPP}(4, 4, 4)$ restricted to its fundamental domain with its corresponding web with base face F_0 . Each image has trips 1, 2, 3 given by three different colors for a type of edge incident to each boundary.

In the first line, we begin with an arbitrary edge e on the boundary ∂_{NE} and the trips that pass through e . The second figure gives the trips that pass through an arbitrary edge on the boundary ∂_{E} .

In the second line, the first figure, shows the trips that pass through an arbitrary edge on the boundary ∂_{SE} . The second line shows the trips for as simple edge on ∂_{180} .

In the third line, the first figure shows the trips that pass through the lower edge of a split edge on ∂_{180} . This is the edge with separation label 3 in the pair (34). The final figure shows the upper edge of a split edge on ∂_{180} . This is the edge with separation label 4 in the pair (34).

• **CSPP:** (See Figure 17.) For $p \in \text{CSPP}(a, a, a)$, consider the web W that is in bijection with p restricted to its fundamental domain. By Proposition 3.3, the boundary of the fundamental domain of W can be subdivided so that

$$\partial_{\text{CSPP}} = \partial_{\text{NE}}\partial_{\text{E}}\partial_{120}\widehat{\partial_{180}}.$$

The corresponding boundary word can be subdivided into the following subwords:

$$\omega_{\text{CSPP}} = \omega_{\text{NE}}\omega_{\text{E}}\omega_{120}\widehat{\omega_{180}}.$$

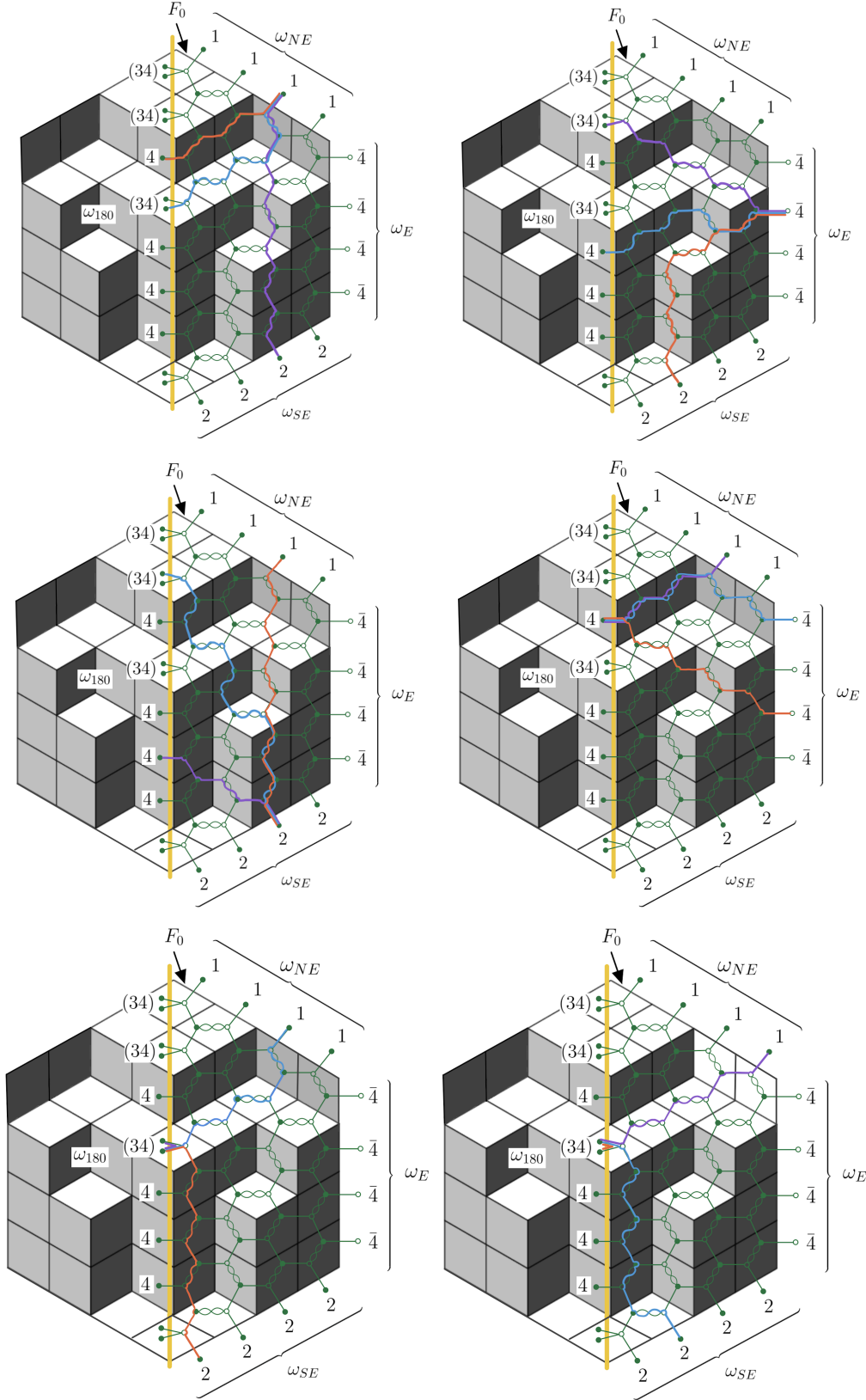


FIGURE 16. A plane partition in $SPP(4, 4, 4)$ with the trips drawn within its fundamental domain, as discussed in Example 4.1

From Lemma 3.3 and Theorem 1.1,

$$\omega_{\text{NE}} = 1^a \quad \text{and} \quad \omega_{\text{E}} = \bar{4}^c.$$

So the remaining subwords left to describe are ω_{120} and $\omega_{\widehat{180}}$. We begin with showing $\omega_{120} = \{(\bar{3}\bar{1}), \bar{1}^{a-m}\}$.

The boundary ∂_{120} intersects either an edge of a unit cube or cuts through an east face of a unit cube. In the first case, ∂_{120} intersects a simple edge beginning on a west face of a unit cube in position (i, j, k) crossing its SW edge and ending on either another west face or a north face of a unit cube in position $(i, j, k-1)$ or $(i, j+1, k-1)$, respectively. In either case, we obtain a simple edge with a white boundary vertex. If we call this edge g , then, by the discussion in Lemma 3.2, $\text{trip}_1(g)$ and $\text{trip}_2(g)$ end on the NE boundary and $\text{trip}_3(g)$ ends on the E boundary. Thus, none of these contribute to the separation label, giving us $\text{sep}(g) = 1$, but the vertex adjacent to g is white, so we obtain $\bar{1}$.

In the second case, ∂_{120} intersects an east face of a unit cube, which means it intersects an hourglass edge, which results in a split edge with white boundary vertices. Reading clockwise, call the two edges of the split edge e_1 and e_2 . We once more recall Lemma 3.2, which says that $\text{trip}_1(e_1)$ ends on the E boundary, $\text{trip}_2(e_1)$ ends on the NW boundary, and $\text{trip}_3(e_1)$ takes the path along e_1 and e_2 . Since $\text{trip}_2(e_1)$ and $\text{trip}_3(e_1)$ will separate the face incident to edges e_1 and e_2 , then $\text{sep}(e_1) = 3$. Since e_1 is incident to a white boundary vertex, then e_1 contributes the letter $\bar{3}$. Moving on to e_2 , since e_2 is a split edge, where $\text{trip}_1(e_2)$ take a path from a white vertex to black vertex, then the path it takes is simply e_1 ending at e_2 . Then we observe from Lemma 3.2, that $\text{trip}_2(e_2)$ ends on the E boundary and $\text{trip}_3(e_2)$ ends on the NE boundary. Since none of these trips separate the face to the right of e_2 as one walks from the black vertex incident to e_2 to the white vertex incident to e_2 , it follows that $\text{sep}(e_2) = 1$. Since the boundary vertex incident to e_2 is white, then the contributed letter is $\bar{1}$. Together the split edge (e_1e_2) contributes the pair of letters $(\bar{3}\bar{1})$, which we will consider from this point forward as a single letter.

We have now established that ω_{120} consists of letters $\bar{1}$ and $(\bar{3}\bar{1})$. The number of letters in ω_{120} is equal to a since ∂_{120} goes from the center to a corner of the $a \times a \times a$ box. If $p \in \text{CSPP}(a, a, a)$ is the empty plane partition, then $\omega_{120} = \bar{1}^a$. However, if p is the full plane partition, $\omega_{120} = (\bar{3}\bar{1})^a$. By the definition of the symmetry class, any combinations of east faces and NW edges are possible along ∂_{120} . Thus, we have $\omega_{120} = \{\bar{1}^{a-m}, (\bar{3}\bar{1})^m\}$, for $0 \leq m \leq a$ for any choice of placement of $\bar{1}$ and $(\bar{3}\bar{1})$ s in ω_{120} .

We now describe $\omega_{\widehat{180}}$. Since $\partial_{\widehat{180}}$ is half of the ∂_{180} boundary, by Lemma 3.3, $\omega_{\widehat{180}}$ must consist of only (34)s and 4s. Recall from the definition in Figure 8 that for all i , the i th row in p is conjugate to the i th column, so the only dependency will be between ω_{120} and $\omega_{\widehat{180}}$.

In order to address the number of each letter in $\omega_{\widehat{180}}$, we first address the ordering of the letters (34) and 4 in $\omega_{\widehat{180}}$ through their dependence on the position of the letters in ω_{120} . The stipulation that if $(\bar{1}\bar{3})$ is in position i in ω_{120} , then (34) is in position $r-i-1$ follows from the requirement that the j th row in p must be conjugate to the j th column for all j . Note that the same must also be true for the positions of $\bar{1}$ in ω_{120} and 4 in $\omega_{\widehat{180}}$. Moreover, this means that for each $(\bar{3}\bar{1})$ in ω_{120} we obtain a (34) in $\omega_{\widehat{180}}$ and for each $\bar{1}$ in ω_{120} we have a corresponding 4 in $\omega_{\widehat{180}}$. Thus, $\omega_{\widehat{180}} = \{4^{a-m}, (34)^m\}$ where the positions of the 4s and (34)s is as described.

Example 4.2. In Figure 17 we have an example of a plane partition in $\text{CSPP}(4, 4, 4)$ restricted to its fundamental domain with its corresponding web with base face F_0 . Each image

$$1^4 \overline{4}^4 (\overline{31}) \overline{1} (\overline{31}) \overline{1} 4 (34) 4 (34).$$
$$\partial_{\text{TSPP}} = \partial_{\text{NE}} \partial_{60} \partial_{\widehat{180}}.$$
$$\omega_{\text{TSPP}} = \omega_{\text{NE}}\omega_{60}\omega_{\widehat{180}}.$$
$$\omega_{\text{NF}} = 1^a.$$

We will start with a simple edge g on ∂_{60} . We have $\text{trip}_1(g)$ and $\text{trip}_2(g)$ end on the NW boundary, while $\text{trip}_3(g)$ ends on the NE boundary. As we walk on g from the black vertex

to the right vertex, the face to the right of g is separated by only trip_3 . Therefore, $\text{sep}(g) = 2$ and contributes the letter 2 to ω_{60} .

Moving on to the split edge, reading clockwise around the boundary of W , call the first edge e_1 and the second edge e_2 . Since e_1 comes from a split edge with black boundary vertices, then $\text{trip}_1(e_1)$ simply follows the path from e_1 and ends at e_2 . Furthermore, $\text{trip}_2(e_1)$ ends on the NW boundary and $\text{trip}_3(e_1)$ ends on the NE boundary. Since only trip_3 will separate the base face from the face to the right of the edge e_1 walking from the black vertex to the white vertex, then $\text{sep}(e_1) = 2$.

We now determine the separation label for the second edge, e_2 of the split edge. Since e_2 is the second edge in a split edge with black boundary vertices, then $\text{trip}_1(e_2)$ takes the path from e_2 to e_1 . Furthermore, $\text{trip}_2(e_2)$ ends on the NE boundary and $\text{trip}_3(e_2)$ ends on the NW boundary. Since only $\text{trip}_1(e_2)$ and $\text{trip}_2(e_2)$ separate the base face from the face to the right of e_2 as one walks from the black vertex to the white vertex incident to e_2 , then $\text{sep}(e_2) = 3$. Together, the split edge (e_1, e_2) contributes the letter (23) to ω_{60} .

By definition, if $p \in \text{TSP}(a, a, a)$, then p must be both symmetric and cyclically symmetric. So p must have that $p_{ij} = p_{ji}$ for all i, j and the i th row is conjugate to the i th column for all i . The symmetric property does not cause there to be any restrictions to p_{ij} along ∂_{60} . Then by a similar argument to the case of $p \in \text{CSPP}(a, a, a)$, we may freely choose where to place the m 2s and the $a - m$ (23)s for $0 \leq m \leq a$.

We now move on to showing $\omega_{\widehat{180}}$ is comprised of letters 4^{a-m} and $(34)^m$ for $0 \leq m \leq a$. Since $\partial_{\widehat{180}}$ is half of ∂_{180} , then we know the letters in $\omega_{\widehat{180}}$ must be comprised of 4s and (34)s. Moreover, since $p \in \text{CSPP}(a, a, a)$ and $p \in \text{SPP}(a, a, a)$, then if ω_{60} has $a - m$ (23)s, then $\omega_{\widehat{180}}$ has $a - m$ 4s by the requirements of those symmetry classes. This means that there are then m 2s in ω_{60} and m (34)s in $\omega_{\widehat{180}}$.

The final requirement follows from the definition of a plane partition in that, the number of unit cubes in each stack of unit cubes along ∂_{60} must be less than or equal to the number of unit cubes along $\partial_{\widehat{180}}$. In particular, say we start at the position where ∂_{60} and $\partial_{\widehat{180}}$ meet, which is between the two subwords $\{(23)^{a-m}, 2\}$ and $\{4^{a-m}, (34)^m\}$. Since each (23) corresponds to a split edge on a north face of a unit cube and each 4 corresponds to a simple edge on a west edge, then if for any subword $w_1 \cdots w_{a-m-i}$ in $\{(23)^{a-m}, 2\}$ the number of (23)s were greater than the number of 4s in the subword $\sigma_1 \cdots \sigma_i$ in $\{4^{a-m}, (34)^m\}$, then this would mean that the number of unit cubes in a stack on ∂_{60} is greater than the number of unit cubes in the corresponding position on $\partial_{\widehat{180}}$, thereby breaking the requirements of a plane partition.

Example 4.3. In Figure 18 we have an example of a plane partition in $\text{TSP}(4, 4, 4)$ restricted to its fundamental domain with its corresponding web with base face F_0 . Each image has trips 1, 2, 3 given by three different colors for a type of edge incident to each boundary. We have previously shown the trips on boundaries ∂_N and $\partial_{\widehat{180}}$. Thus we only show the trips on the three types of edges found on the boundary given by a restriction to the fundamental domain of totally symmetric plane partitions, that is, ∂_{60} . Beginning with the furthest left figure, we show the trips for a simple edge on ∂_{60} . The middle figure gives the trips for an edge of a split edge on ∂_{60} . The furthest right figure gives the trips for the other split edge on the boundary ∂_{60} .

• **TSSCPP:** (See Figure 19.) Following the description of the fundamental domain for any $p \in \text{TSSCPP}(2d, 2d, 2d)$, we obtain a web W in bijection with p restricted to this fundamental

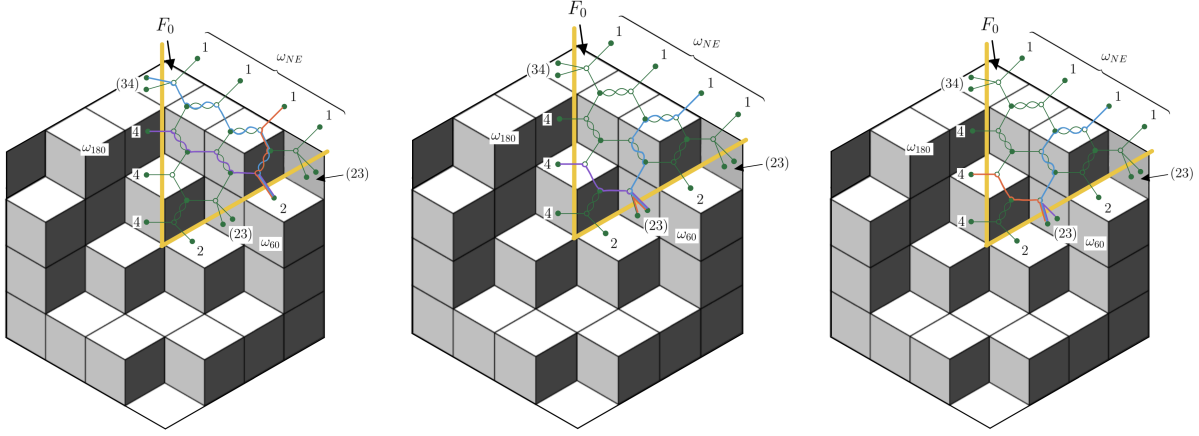


FIGURE 18. A plane partition in $\text{TSP}(4, 4, 4)$ with the trips drawn within its fundamental domain, as discussed in Example 4.3

domain. In Lemma 3.2, we observe that W has three boundaries each corresponding to a subword that makes up the entire word:

$$\omega_{\text{TSSCPP}} = \omega_{\widehat{NE}} \omega_{30} \omega_{\widehat{180}}.$$

The fact that the subword $\omega_{\widehat{NE}} = 1^d$ follows from Proposition 3.3 and by then applying Theorem 1.1. We now show that $\omega_{30} = \underbrace{2 \bar{4} \cdots \bar{4}}_{2d-1} 2$. In any $p \in \text{TSSCPP}(2d, 2d, 2d)$, ∂_{30}

intersects only with east faces of cubes in p . Since an hourglass edge lies on an east face, and this web is reduced (in this case, we mean that there are no consecutive hourglass edges and the graph is bipartite), edges on the boundary are only simple edges that alternate between being incident to black and white vertices. The fundamental domain cuts the east face of $p_{d,d}$ such that only a single edge incident to a black vertex lies on the boundary, then we have $2d - 1$ letters in ω_{30} . Now it remains to show the separation labels alternate between 2 and 4. Consider an arbitrary east face on which ∂_{30} lies. Reading clockwise, we have established that there are two edges, e_1 and e_2 , where e_1 is incident to a black boundary vertex and e_2 is incident to a white vertex. Since the trajectory of trip_i of e_1 for is understood for $i = 1, 2, 3$ by the discussion in Proposition 3.3, then $\text{sep}(e_1) = 2$ and $\text{sep}(e_2) = 4$.

In particular, for both e_1 and e_2 , trip_1 ends on the NW boundary, trip_2 ends on the E boundary, and trip_3 ends on the NE boundary. Therefore, $\text{trip}_3(e_1)$ is the only trip separating the base face from the face to the right of e_1 as you walk from the black boundary vertex of e_1 to the white vertex. Since e_2 is incident to a white boundary vertex, then all of the trips separate the base face to the left of e_2 as you walk from the white boundary vertex to the black vertex incident to e_2 . This gives us a complete description of ω_{30} .

We now describe $\omega_{\widehat{180}}$. As described in the proof for ω_{SPP} , given $p \in \text{SPP}(a, a, c)$ the symmetric boundary is given by any permutation of the elements of $\{4^c, (34)^a\}$. Since any $p \in \text{TSSCPP}(2d, 2d, 2d)$ has reflective symmetry along any diagonal, then by Proposition 3.3, the letters for the separation labels are $\{4^{d-1}, (34)^d\}$. Since $p \in \text{TSSCPP}(2d, 2d, 2d)$, then $p \in \text{SPP}(2d, 2d, 2d)$. By restricting from the fundamental domain of SPP to the fundamental domain of TSSCPP, we are arbitrarily losing an edge which would correspond to prepending a 4 on to $\omega_{\widehat{180}}$. From [DF04], we observe that there is a bijection between TSSCPP and non-intersecting lattice paths. The end points of these paths end on $\partial_{\widehat{180}}$ and give us the possible

orderings for the split edges (which have separation labels (34)) and simple edges (which have separation label 4). Therefore, the word $4\omega_{180}(34)$ must be Yamanouchi. Moreover, this shows that ω_{TSSCPP} is a Catalan object.

Example 4.4. In Figure 19 we have an example of a plane partition in $\text{TSSCPP}(4, 4, 4)$ restricted to its fundamental domain with its corresponding web with base face F_0 . Each image has trips 1, 2, 3 given by three different colors for a type of edge incident to each boundary. We have previously shown the trips on boundaries ∂_N and ∂_{180} . Thus we only show the trips on the three types of edges found on the boundary given by a restriction to the fundamental domain of totally symmetric plane partitions, that is, ∂_{30} . Beginning with the furthest left figure, we show the trips for a simple edge on ∂_{30} . The middle figure gives the trips for an edge of a split edge on ∂_{30} . The furthest right figure gives the trips for the other split edge on the boundary ∂_{30} .

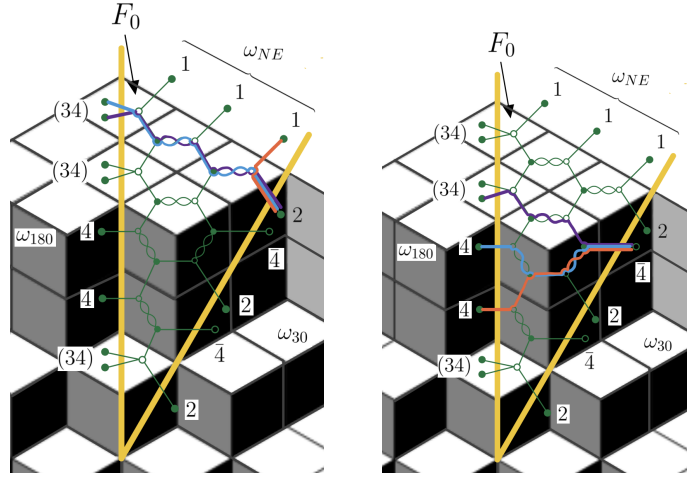


FIGURE 19. A plane partition in $\text{CSPP}(4, 4, 4)$ with the trips drawn within its fundamental domain, as discussed in Example 4.4

□

Corollary 4.5. *The following table enumerates the lattice words of each symmetry class from Theorem 1.2.*

Symmetry Class	Number of unique lattice words
$\text{SPP}(a, a, c)$	$\binom{a+c}{a}$
$\text{CSPP}(a, a, a)$	2^a
$\text{TSPP}(a, a, a)$	$1 + \binom{2a-1}{a-1} + \sum_{\ell=1}^{a-1} \binom{2(a-\ell)-1}{a-\ell-1}$
$\text{TSSCPP}(2d, 2d, 2d)$	$C_d = \frac{1}{d+1} \binom{2d}{d}$

Proof. We prove the number of unique lattice words for an hourglass plabic graph corresponding to plane partitions for each of the symmetry classes listed in Theorem 1.2.

- $\text{SPP}(a, a, c)$: In w_{SPP} the only letters not fixed in the subword are given by any orderings of c 4s and a (34)s. If we consider the (34)s as a single letter, then we count

the number of ways to organize c 4s and a (34)s in $a + c$ slots. This is given by the counting formula $\binom{a+c}{a}$.

- $\text{CSPP}(a, a, a)$: In w_{CSPP} , the only letters not fixed come from the two subwords $\{(\overline{31})^m, \overline{1}^{a-m}\}$ and $\{4^{a-m}, (34)^m\}$. The positions of the letters in the second subword are completely determined by the first subword, so the number of unique lattice words is completely determined by the number of words satisfying the requirements for $\{(\overline{31})^m, \overline{1}^{a-m}\}$. Since for each $0 \leq m \leq r$ we may freely choose the placement of the m $(\overline{13})$ s and the $a - m$ $\overline{1}$ s then the total number is the simple counting formula

$$\sum_{m=0}^a \binom{a}{m} = 2^a.$$

- $\text{TSPP}(a, a, a)$: In w_{TSPP} , the only letters not fixed come from the two subwords $\{(23)^{a-m}, 2^m\}$ and $\{4^{a-m}, (34)^m\}$. This is equivalent to counting the number of words of the following form: Let $\omega = \omega_1 \omega_2$ where ω_1 is in letters x, y and ω_2 is in letters z, w and both are of length a . Suppose ω has the property that if ω_1 ends with x^ℓ , then ω_2 begins with z^ℓ . The first summation counts the number of ω such that ω_1 ends with an x . The second term gives us the number of ω such that ω_1 ends with y^ℓ for $1 \leq \ell \leq a - 1$. The final $+1$ accounts for the word $y^\ell z^\ell$. Set $y = (23), x = 2, z = 4$, and $w = (34)$ and the number of lattice words corresponding to TSPP is given by:

$$\begin{aligned} 1 + \sum_{m=0}^{a-1} \binom{a-1}{m} \binom{a}{m} \sum_{\ell=1}^{a-1} \left(\sum_{m=0}^{a-\ell-1} \binom{a-\ell-1}{m} \binom{a-\ell}{m} \right) \\ = 1 + \binom{2a-1}{a-1} + \sum_{\ell=1}^{a-1} \binom{2(a-\ell)-1}{a-\ell-1}. \end{aligned}$$

- $\text{TSSCPP}(a, a, c)$: In w_{TSSCPP} , the only letters not fixed come from the subword $\{4^{d-1}, (34)^{d-1}\}$. So we need only count the number of subwords satisfying the requirement on this word. This requirement, i.e., that the subword is Yamanouchi in 4s and (34)s if we include an extra 4 at the beginning and (34) at the end, is a well known Catalan object, giving us the d -th Catalan number.

□

5. A COMBINATORIAL MAP BETWEEN INVARIANT SPACES

In this section we give our second main theorem, Theorem 5.2. We first use the lattice words described in Theorem 1.2 to give a combinatorial algorithm (Algorithm 5.1) that takes as an input a $U_q(\mathfrak{sl}_4)$ -web corresponding to a plane partition in a certain symmetry class and outputs a $U_q(\mathfrak{sl}_r)$ -web for $r = 2$ or $r = 3$.

The symmetry classes for which the algorithm can be applied are (1) symmetric, (2) totally symmetric, (3) totally symmetric self-complementary. In cases (1) and (3), the algorithm results in a $U_q(\mathfrak{sl}_2)$ -web, which is a decorated non-crossing matching. A *(perfect) non-crossing matching* is a graph of n points on a plane with edge segments between vertices so that every vertex has valance one and no two edges cross, i.e., the graph is planar. In case (2), the algorithm results in a $U_q(\mathfrak{sl}_3)$ -web. The algorithm relies heavily on our ability to classify the lattice words of symmetry classes as we have done here, which was only possible due to the recent work in [GPP⁺23].

The implications of this algorithm is that we can construct a map from certain invariants in $\text{Hom}_{U_q(\mathfrak{sl}_4)} \left(\bigwedge_q^{\underline{c}(\omega)} V_q, \mathbb{C}(q) \right)$ to invariants in $\text{Hom}_{U_q(\mathfrak{sl}_r)} \left(\bigwedge_q^{\underline{c}(\omega)} V_q, \mathbb{C}(q) \right)$ for $k = 2$ or $k = 3$, where $\underline{c}(\omega) = (c_1, \dots, c_n)$ with c_i equal to 1 if ω_i is positive and $\bar{1}$ if ω_i is negative. We leave further exploration of the representation theory implications to future work.

Algorithm 5.1 (Lattice words of symmetry classes to $U_q(\mathfrak{sl}_r)$ -webs).

Input: A plane partition p which is either in $\text{SPP}(a, a, c)$, $\text{TSPP}(a, a, a)$, or $\text{TSSCPP}(2d, 2d, 2d)$.

- (1) Consider the hourglass plabic graph W constructed using the fundamental domain of the symmetry class of p . Let ω denote the boundary word of W , as described in Theorem 1.2.
- (2) Remove all fixed letters from ω that are not a $\bar{4}$. By *fixed letters*, we mean those letters which are the same in any two lattice words ω, ω' corresponding to W, W' from the same symmetry class.
- (3) Set each letter $x \in \omega$ to be $x - r \pmod r$, giving a word of 1s, 2s, and $\bar{2}$ s in the case of SPP and TSCPP. In the case of TSPP, we obtain a word in letters 1, 2, and 3. This gives us a new lattice word, $\hat{\omega}$ that is in bijection with an oscillating tableaux of height r for $r = 2$ or $r = 3$, depending on the symmetry class of p .
- (4) When $r = 2$ use the growth rules from Definition 2.14. When $r = 3$, use the growth rules from [Kup96, PPR09].

Output: A $U_q(\mathfrak{sl}_r)$ -web, \widehat{W} . In the case of symmetric or totally symmetric self-complementary plane partitions, $r = 2$ and the output is a non-crossing matching with special marked edges. In the case of a totally-symmetric plane partition, $r = 3$ and the output is a non-elliptic $U_q(\mathfrak{sl}_3)$ -web.

We find Algorithm 5.1 to be of particular interest not only due to its simplicity, but because it is not well-defined in general. For example, this algorithm cannot be applied to a plane partition which is cyclically symmetric. Algorithm 5.1 is really a story about reducing oscillating tableaux within a symmetry class. In the cases that p is a SPP, TSPP, or a TSSCPP, of the letters in the the lattice word corresponding to the web given by p , the first two rows of the associated oscillating tableau are given by these fixed letters. So we can ultimately delete those rows from the tableau. In the case p is a CSPP, then the lattice word has variance within all of the rows. So removing any of them in a reduction such as the one given by Algorithm 5.1 would result in a catastrophic loss of information.

In Section 5.1 we give the lattice words for the benzene equivalence classes for the webs corresponding to $\text{TSSCPP}(6, 6, 6)$ and demonstrate Algorithm 5.1 for each word.

Before proceeding to the main theorem of this section, we want to give an explanation of why Algorithm 5.1 gives us the desired output. Step 1 holds easily. Steps 2 and 3 we justify now.

The subword ω_{NE} coming from the boundary ∂_{NE} is 1^a in the case of SPP and TSPP, and in the case of TSSCPP it is 1^d . By Theorem 1.2 there are no other 1s in the lattice words. Thus, the process of removing the 1s and adjusting the other letters in ω by -1 , corresponds to removing a row of boxes in the oscillating tableau $T(\omega)$ and adjusting the entries in the tableau accordingly. Therefore, the modified word remains an oscillating tableau by removing the 1s from ω . In the case of SPP and TSSCPP, a similar argument holds for removing the 2s from the lattice word corresponding to a SPP or TSSCPP. Within the TSPP, the letters 2 vary in their placement. So removing them would result in a loss of information from

the original oscillating tableau. Since oscillating tableaux in a rectangle with r rows are in bijection with $U_q(\mathfrak{sl}_r)$ -webs, it follows that as output of the algorithm we obtain, in the case of SPP and TSSCPP, $U_q(\mathfrak{sl}_2)$ -webs, whereas in the case of TSPP, we obtain $U_q(\mathfrak{sl}_3)$ -webs.

Symmetry Class	ω after Step 2	$\widehat{\omega}$
SPP(a, a, c)	$\{4^c, (34)^a\}$	$\overline{2}^c \{2^c, (12)^a\}$
TSPP(a, a, a)	$\{(23)^{a-m}, 2^m\} \{4^{a-m}, (34)^m\}$	$\{(12)^{a-m}, 1^m\} \{3^{a-m}, (23)^m\}$
TSSCPP($2d, 2d, 2d$)	$\{4^{d-1}, (34)^{d-1}\}$	$\overline{2}^{d-1} \{2^{d-1}, (12)^{d-1}\}$

FIGURE 20. This chart gives the lattice word, $\widehat{\omega}$, associated with the output of Algorithm 5.1, according to the given symmetry class. Per Theorem 1.2, there are specific requirements on the subwords, which affect the ordering of the letters in $\widehat{\omega}$. We refer the reader to the referenced theorem for those details.

Theorem 5.2. *Algorithm 5.1 defines a projection map*

$$\mathrm{Hom}_{U_q(\mathfrak{sl}_4)} \left(\bigwedge_q^{\mathfrak{c}(\omega)} V_q, \mathbb{C}(q) \right) \rightarrow \mathrm{Hom}_{U_q(\mathfrak{sl}_r)} \left(\bigwedge_q^{\mathfrak{c}(\widehat{\omega})} V_q, \mathbb{C}(q) \right)$$

given by $[W]_q \mapsto [\widehat{W}]_q$, where W is a web with lattice word ω corresponding to a symmetric, totally symmetric, or totally symmetric self complementary plane partition, \widehat{W} is the web with lattice word $\widehat{\omega}$ resulting from the previous algorithm. When the plane partition is symmetric or totally symmetric self-complementary, then $r = 2$, whereas if the plane partition is totally symmetric, then $r = 3$.

Proof. Let p be a plane partition which is either in SPP(a, a, c), TSPP(a, a, a), or TSSCPP($2d, 2d, 2d$). If W is the hourglass plabic graph in bijection with the fundamental domain of the desired symmetry class of p , then W has a lattice word ω whose form is given by Theorem 1.2. If $p \in \text{SPP}(a, a, c)$, then by removing the fixed letters in ω , the resulting word is $\overline{4}^c \{4^c, (34)^a\}$. If $p \in \text{TSSCPP}(2d, 2d, 2d)$, then the resulting word is $\overline{4}^d \{4^d, (34)^d\}$. The word also maintains the properties required of it in Theorem 1.2. By subtracting $r = 2$ from these letters, we obtain the word $\overline{2}^c \{2^c, (12)^a\}$. This process is well-defined, as it is the same as removing the first two rows from the oscillating tableau with which ω is in bijection. The information in those rows is the same for any other web in bijection with a plane partition in the desired symmetry class, and is thereby redundant. (These are what we call *fixed letters*.) In the case $p \in \text{TSSCPP}(2d, 2d, 2d)$, by removing all fixed letters, we are also removing the furthest box to the right in rows 3 and 4, since that information is also redundant.

One may think of these fixed $\overline{4}$ s and singleton 4 s in the original words as paired, since in W they are connected by trip_2 (Theorem 1.2).

In the case that $p \in \text{TSPP}(a, a, a)$, according to Theorem 1.2, the lattice word is $1^a \{(23)^{a-m}, 2^m\} \{4^{a-m}, (34)^m\}$, with certain requirements upon ordering of the letters in the two subwords $\{\dots\}$ given in the statement of the theorem. Removing the fixed letters and adjusting them results in the word $\{(12)^{a-m}, 1^m\} \{3^{a-m}, (23)^m\}$. This process corresponds to removing the first row, for the same reason as in the previous two cases.

In all the above cases, we will call the new adjusted words $\widehat{\omega}$. Since the fixed letters that were removed were less than any of the remaining letters, then the word is still a lattice word. This holds for both a two row or three row oscillating tableau following Definition 2.10. From here, the map from a lattice word to a $U_q(\mathfrak{sl}_2)$ - or $U_q(\mathfrak{sl}_2)$ -web is known, (Definition 2.14 and [Kup96]). We call the new web \widehat{W} . In the cases where $p \in \text{SPP}(a, a, c)$ or $p \in \text{TSSCPP}(2d, 2d, 2d)$ the growth Rules 1 and 2 of Definition 2.14 are the only used rules. Rule 1 ensures that the pairs (12) coming from split edges in W are connected by an edge marked with a white vertex, while Rule 2 ensures that the $\bar{2}$ s and singleton 2s are connected by a simple edge. Since the (12) pairs are always directly next to each other in $\widehat{\omega}$, their edges in \widehat{W} never cross. Furthermore, $\widehat{\omega}$ begins with $\bar{2}$ s and so applying growth rule 2 causes no edges to cross. This leaves us with a reduced $U_q(\mathfrak{sl}_2)$ -web which is a marked non-crossing matching.

We now explain why this algorithm gives a map on invariants. The $U_q(\mathfrak{sl}_4)$ -webs W and W' associated to plane partitions p and p' in the same symmetry class $\text{SPP}(a, a, c)$, $\text{TSP}(a, a, a)$, or $\text{TSSCPP}(2d, 2d, 2d)$, but with different lattice words ω, ω' give distinct invariants $[W]_q$ and $[W']_q$. Although $[W]_q$ and $[W']_q$ correspond to different lattice words, they still have the same list of edge weights for those edges incident to boundary vertices. Call this list $\underline{c}(\omega) = (c_1, \dots, c_n)$, which can be obtained by checking the parity of each value of ω . So then, $[W]_q, [W']_q$ are elements of $\text{Hom}_{U_q(\mathfrak{sl}_4)} \left(\bigwedge_q^{\underline{c}(\omega)} V_q, \mathbb{C}(q) \right)$.

Applying the algorithm results in distinct lattice words $\widehat{\omega}$ and $\widehat{\omega}'$ which give distinct invariants, $[\widehat{W}]_q$ and $[\widehat{W}']_q$, respectively. The algorithm does not change the relative order of the remaining letters, nor does it change the parity. Thus, the list of edge weights $\underline{c}(\widehat{\omega}) = \underline{c}(\widehat{\omega}')$. Thus, $[\widehat{W}]_q$ and $[\widehat{W}']_q$ are in $\text{Hom}_{U_q(\mathfrak{sl}_r)} \left(\bigwedge_q^{\underline{c}(\widehat{\omega})} V_q, \mathbb{C}(q) \right)$. Therefore, this map exists and is well-defined for all three symmetry classes. \square

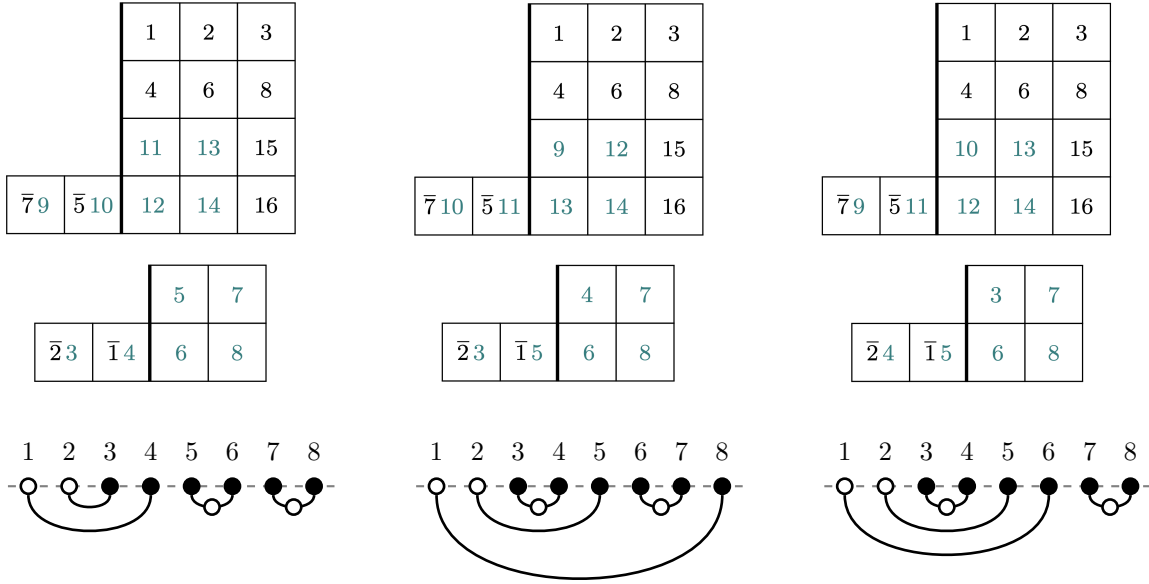
5.1. Example of Theorem 5.2: $U_q(\mathfrak{sl}_4)$ to $U_q(\mathfrak{sl}_2)$. We demonstrate the process outlined in the proof of Theorem 5.2 for all five unique lattice words obtained from the seven webs in bijection with the seven plane partitions in $\text{TSSCPP}(6, 6, 6)$. A visualization of this can be seen explicitly in Figure 21. For each word we give the corresponding lattice word ω . Below ω is the oscillating tableaux. The letters in blue are those that actually vary between tableaux; those in black remain the same. Underneath the oscillating tableau on 16 letters is the unique oscillating tableaux obtained by removing all of the black letters and their corresponding boxes if those boxes are empty, and then taking each blue letter modulo 9. We then insert $\bar{1}$ and $\bar{2}$ where appropriate. Underneath this new shifted oscillating tableaux is the $U_q(\mathfrak{sl}_2)$ -web obtained by using the growth rules. This is a marked perfect non-crossing matching.

We now focus on the web W with the word $\omega = 1 \ 1 \ 1 \ 2 \ \bar{4} \ 2 \ \bar{4} \ 2 \ (34) \ 4 \ 4 \ (34) \ (34)$ from the top right of Figure 21 and give an example of a monomial in the invariant $[W]_q$. We compare it to the web \widehat{W} obtained by applying Algorithm 5.1 to the plane partition in bijection with W and give a monomial in the invariant $[\widehat{W}]_q$. The algorithm maps the web $W \rightarrow \widehat{W}$ as visually demonstrated in Figure 22.

The map on invariant spaces is given by:

$$\text{Hom}_{U_q(\mathfrak{sl}_4)} \left(V_q^4 \otimes V_q^* \otimes V_q \otimes V_q^* \otimes V_q^9, \mathbb{C}(q) \right) \rightarrow \text{Hom}_{U_q(\mathfrak{sl}_2)} \left((V_q^*)^2 \otimes V_q^6, \mathbb{C}(q) \right).$$

$$\omega_1 = 1\ 1\ 1\ 2\ \bar{4}\ 2\ \bar{4}\ 2\ 4\ (34)\ 4\ (34)\ (34) \quad \omega_2 = 1\ 1\ 1\ 2\ \bar{4}\ 2\ \bar{4}\ 2\ 4\ 4\ (34)\ (34)\ (34) \quad \omega_3 = 1\ 1\ 1\ 2\ \bar{4}\ 2\ \bar{4}\ 2\ (34)\ 4\ 4\ (34)\ (34)$$



$$\omega_4 = 1\ 1\ 1\ 2\ \bar{4}\ 2\ \bar{4}\ 2\ (34)\ 4\ (34)\ 4\ (34)$$

$$\omega_5 = 1\ 1\ 1\ 2\ \bar{4}\ 2\ \bar{4}\ 2\ 4\ (34)\ (34)\ 4\ (34)$$

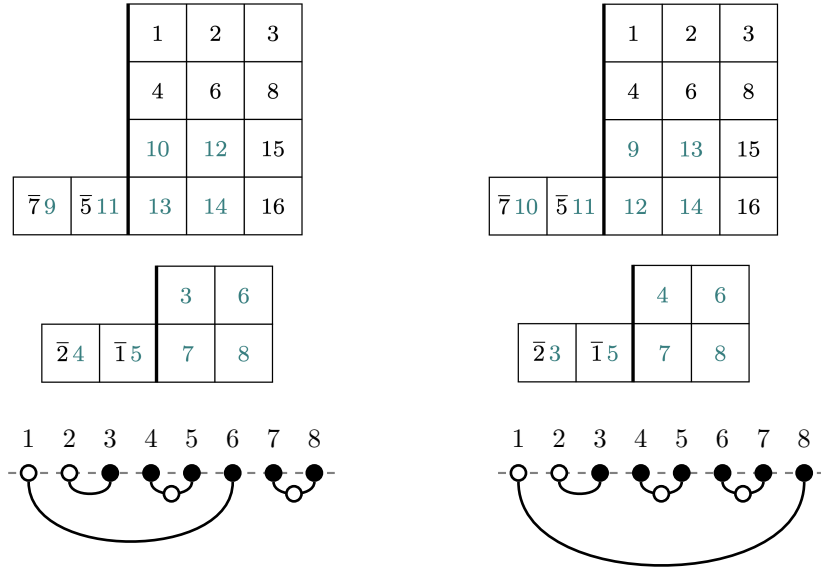


FIGURE 21. Algorithm 5.1 applied to the 5 unique lattice words resulting from plane partitions in TSSCPP(6, 6, 6)

This map sends

$$[W]_q = \cdots + (-q)^{42} x_{1,1} x_{1,2} x_{1,3} x_{2,4} (y_{5,4}) x_{2,6} (y_{7,4}) (x_{2,8} x_{3,9} x_{4,10} x_{4,11} x_{4,12} x_{3,13} x_{4,14} x_{3,15} x_{4,16}) + \cdots$$

to

$$[\widehat{W}]_q = \cdots + (-q)^{14} (y_{1,2} y_{2,2}) (x_{1,3} x_{2,4} x_{2,5} x_{2,6} x_{2,7} x_{1,8}) + \cdots$$

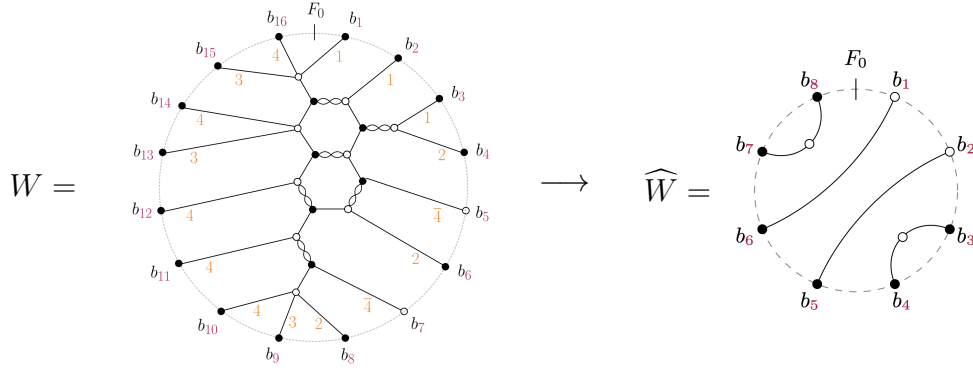


FIGURE 22. An example of the projection from Theorem 5.2 applied to the web with lattice word ω_3 from Figure 21.

5.2. Example of Theorem 5.2: $U_q(\mathfrak{sl}_4)$ to $U_q(\mathfrak{sl}_3)$. Let $p \in \text{TSP}(4, 4, 4)$ be the plane partition from Figure 18 and denote the web in bijection with the fundamental domain of p as W . The lattice word of W is

$$\omega = 1 \ 1 \ 1 \ 1 \ (23) \ 2 \ (23) \ 2 \ 4 \ (34) \ 4 \ (34).$$

In Algorithm 5.1, the resulting word is

$$\widehat{\omega} = (12) \ 1 \ (12) \ 1 \ 3 \ (23) \ 3 \ (23).$$

Using the $U_q(\mathfrak{sl}_3)$ growth rules ([PPR09, Fig. 3]), we can construct the web \widehat{W} as seen in Figure 23. The map on invariant spaces is $\text{Hom}_{U_q(\mathfrak{sl}_4)}(V_q^{16}, \mathbb{C}(q)) \rightarrow \text{Hom}_{U_q(\mathfrak{sl}_3)}(V_q^{12}, \mathbb{C}(q))$.

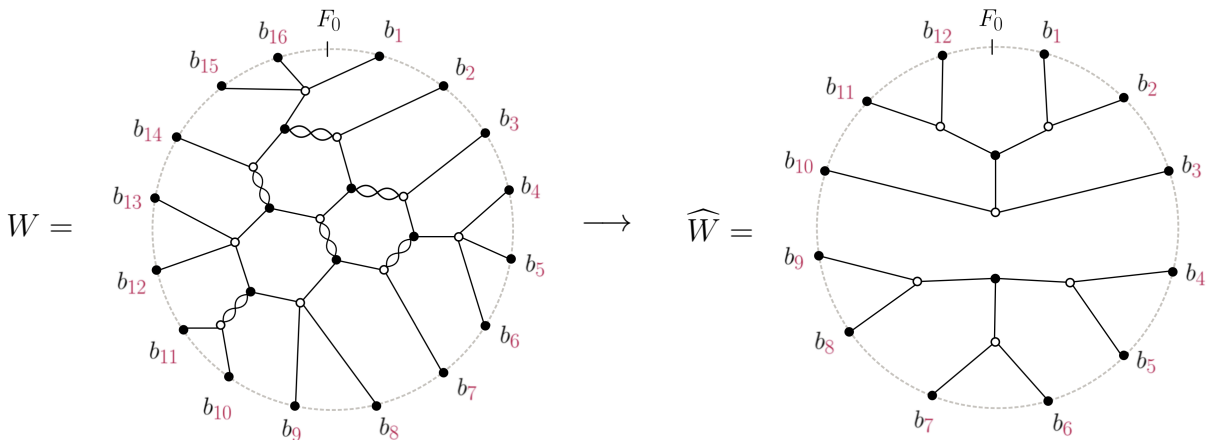


FIGURE 23. An example of the projection from Theorem 5.2 applied to the web from Figure 18.

REFERENCES

- [And78] George E Andrews, *Plane partitions (i): The macmahon conjecture*, Studies in Foundations and Combinatorics, Advances in Mathematics Supplementary Studies **1** (1978), 131–150.
- [And79] ———, *Plane partitions (iii): The weak macdonald conjecture*, Inventiones mathematicae **53** (1979), no. 3, 193–225.
- [And94] ———, *Plane partitions V: The TSSCPP conjecture*, Journal of Combinatorial Theory, Series A **66** (1994), no. 1, 28–39.
- [CKM14] Sabin Cautis, Joel Kamnitzer, and Scott Morrison, *Webs and quantum skew Howe duality*, Math. Ann. **360** (2014), no. 1-2, 351–390. MR 3263166
- [DF04] P. Di Francesco, *A refined Razumov-Stroganov conjecture*, J. Stat. Mech. Theory Exp. (2004), no. 8, 009, 16. MR 2115252
- [Eli15] Ben Elias, *Light ladders and clasp conjectures*, arXiv preprint arXiv:1510.06840 (2015).
- [FKK13] Bruce Fontaine, Joel Kamnitzer, and Greg Kuperberg, *Buildings, spiders, and geometric Satake*, Compos. Math. **149** (2013), no. 11, 1871–1912. MR 3133297
- [FLL19] Chris Fraser, Thomas Lam, and Ian Le, *From dimers to webs*, Trans. Amer. Math. Soc. **371** (2019), no. 9, 6087–6124. MR 3937319
- [GPP⁺23] Christian Gaetz, Oliver Pechenik, Stephan Pfannerer, Jessica Striker, and Joshua P Swanson, *Rotation-invariant web bases from hourglass plabic graphs*, arXiv preprint arXiv:2306.12501 (2023).
- [GPP⁺24] Christian Gaetz, Oliver Pechenik, Stephan Pfannerer, Jessica Striker, and Joshua P. Swanson, *Promotion permutations for tableaux*, Comb. Theory **4** (2024), no. 2, Paper No. 15, 56. MR 4807154
- [GPP⁺25] ———, *Web Bases in Degree Two From Hourglass Plabic Graphs*, Int. Math. Res. Not. IMRN (2025), no. 13, rna189. MR 4929413
- [Hag18] Colin Scott Hagemeyer, *Spiders and generalized confluence*, University of California, Davis, 2018.
- [HR22] Sam Hopkins and Martin Rubey, *Promotion of Kreweras words*, Selecta Math. (N.S.) **28** (2022), no. 1, Paper No. 10, 38. MR 4346507
- [Kim03] Dongseok Kim, *Graphical calculus on representations of quantum Lie algebras*, ProQuest LLC, Ann Arbor, MI, 2003, Thesis (Ph.D.)—University of California, Davis. MR 2704398
- [KO05] Richard Kenyon and Andrei Okounkov, *What is... a dimer?*, Notices Amer. Math. Soc. **52** (2005), no. 3, 342–343.
- [Kup96] Greg Kuperberg, *Spiders for rank 2 Lie algebras*, Comm. Math. Phys. **180** (1996), no. 1, 109–151. MR 1403861
- [Kup02] ———, *Symmetry classes of alternating-sign matrices under one roof*, Ann. of Math. (2) **156** (2002), no. 3, 835–866. MR 1954236
- [Mac99] Percy Alexander MacMahon, *Partitions of numbers whose graphs possess symmetry*, Proceedings of the Cambridge Philosophical Society, 1899.
- [Mac79] I. G. Macdonald, *Symmetric functions and Hall polynomials*, Oxford Mathematical Monographs, The Clarendon Press, Oxford University Press, New York, 1979. MR 553598
- [Mac01] Percy A MacMahon, *Combinatory analysis, volumes i and ii*, vol. 137, American Mathematical Society, 2001.
- [Mor07] Scott Edward Morrison, *A diagrammatic category for the representation theory of $U_q(\mathfrak{sl}_n)$* , ProQuest LLC, Ann Arbor, MI, 2007, Thesis (Ph.D.)—University of California, Berkeley. MR 2710589
- [Pos06] Alexander Postnikov, *Total positivity, grassmannians, and networks*, arXiv preprint math/0609764 (2006).
- [Pou25] Anup Poudel, *A comparison between SL_n spider categories*, Canadian Journal of Mathematics **Web** (2025), 1–30.
- [PPR09] T. Kyle Petersen, Pavlo Pylyavskyy, and Brendon Rhoades, *Promotion and cyclic sieving via webs*, J. Algebraic Combin. **30** (2009), no. 1, 19–41. MR 2519848
- [Sta86] Richard P. Stanley, *Symmetries of plane partitions*, J. Combin. Theory Ser. A **43** (1986), no. 1, 103–113. MR 859302
- [Ste95] John R. Stembridge, *The enumeration of totally symmetric plane partitions*, Adv. Math. **111** (1995), no. 2, 227–243. MR 1318529

- [TL04] Harold NV Temperley and Elliott H Lieb, *Relations between the ‘percolation’ and ‘colouring’ problem and other graph-theoretical problems associated with regular planar lattices: some exact results for the ‘percolation’ problem*, Condensed Matter Physics and Exactly Soluble Models: Selecta of Elliott H. Lieb (2004), 475–504.
- [Wes12] Bruce W. Westbury, *Web bases for the general linear groups*, J. Algebraic Combin. **35** (2012), no. 1, 93–107. MR 2873098
- [WRT32] H Weyl, G Rumer, and E Teller, *Eine für die Valenztheorie geeignete Basis der binären Vektorinvarianten*, Nachrichten von der Gesellschaft der Wissenschaften zu Göttingen, Mathematisch-Physikalische Klasse **1932** (1932), 499–504.

Email address: ashleigh.adams@ndsu.edu

SCHOOL OF MATHEMATICS, NORTH DAKOTA STATE UNIVERSITY, FARGO, ND 58102

Email address: jessica.striker@ndsu.edu

SCHOOL OF MATHEMATICS, NORTH DAKOTA STATE UNIVERSITY, FARGO, ND 58102