arXiv:2508.18321v2 [cs.CL] 28 Aug 2025

LLMs Can't Handle Peer Pressure: Crumbling under Multi-Agent Social Interactions

Maojia Song[1*], **Tej Deep Pala**[1, 3*], **Weisheng Jin**[1], **Amir Zadeh**[2], **Chuan Li**[2], **Dorien Herremans**[1], **Soujanya Poria**[3]

[1]Singapore University of Technology and Design [2]Lambda, Inc. [3]Nanyang Technological University

Abstract

Large language models (LLMs) are increasingly deployed in multi-agent systems (MAS) as components of collaborative intelligence, where peer interactions dynamically shape individual decision-making. Although prior work has focused on conformity bias, we extend the analysis to examine how LLMs form trust from previous impressions, resist misinformation, and integrate peer input during interaction, key factors for achieving collective intelligence under complex social dynamics. We present KAIROS, a benchmark simulating quiz contests with peer agents of varying reliability, offering fine-grained control over conditions such as expert–novice roles, noisy crowds, and adversarial peers. LLMs receive both historical interactions and current peer responses, allowing systematic investigation into how trust, peer action, and self-confidence influence decisions. As for mitigation strategies, we evaluate prompting, supervised fine-tuning, and reinforcement learning—Group Relative Policy Optimization (GRPO)—across multiple models. Our results reveal that GRPO with multi-agent context combined with outcome-based rewards and unconstrained reasoning achieves the best overall performance, but also decreases the robustness to social influence compared to Base models. The code and datasets are available at: https://github.com/declare-lab/KAIROS.

1 Introduction

Large Language Models (LLMs) are increasingly integrated into multi-agent systems (MAS), where they must interact, reason, and collaborate with other agents (Chen et al. 2024b; Tran et al. 2025). However, like humans, LLMs are vulnerable to social and cognitive biases such as conformity, overconfidence, and herd behaviour (Piatti et al. 2024; Weng, Chen, and Wang 2025; Yan et al. 2025). When exposed to peer responses, LLMs may adjust their outputs not only to align with group consensus but also due to misplaced trust in unreliable agents (Cho, Guntuku, and Ungar 2025). These tendencies pose a critical challenge in collective decision-making, where a single flawed response can propagate across agents—cascading through the system—and ultimately compromise the reliability of the entire multi-agent framework.

While previous studies have explored conformity in isolated settings (Weng, Chen, and Wang 2025; Zhu et al. 2024), a comprehensive framework for simulating interactive social environments and systematically evaluating LLM behaviour under varying conditions of trust, peer influence, and self-confidence is still lacking. To address this, we introduce KAIROS, a benchmark for assessing LLMs in socially grounded, multi-agent scenarios. It simulates quiz-style multiple-choice contests where the model interacts with peer agents of varying reliability, relying on both historical trust and self-confidence to make decisions. We evaluate model behaviour using four metrics: **accuracy**, the overall task success rate; **utility**, the ability to *correct errors* through peer input; **resistance**, the ability to *maintain its stance when correct*; and **robustness**, the change in accuracy between original and peer influence settings, reflecting stability under social interactions.

Beyond measuring susceptibility to social cues, our goal is to develop and evaluate mitigation strategies that enhance model performance within multi-agent social simulations. We explore three main approaches: prompting, supervised fine-tuning, and reinforcement learning (GRPO). Within GRPO, we systematically vary four dimensions: system prompt design, reward formulation, inclusion of multi-agent context, and data filtering strategies. Our experiments show that GRPO, when trained under carefully designed MAS conditions with outcome rewards, significantly outperforms prompting and SFT baselines, improving original task performance while maintaining robustness to social perturbations. In contrast, other strategies, despite boosting surface-level accuracy, often fail to generalise under protocol shifts, revealing a persistent fragility in social reasoning. These findings underscore that improving accuracy alone is insufficient and that robust reasoning under social interference remains a key bottleneck in multi-agent generalisation.

Our work aims to systematically evaluate and improve how LLMs perform in socially interactive, trust-sensitive environments. To that end, we make the following key contributions:

- **A novel social interaction benchmark:** We introduce a quiz-style multi-agent simulation that includes a controlled variation of peer reliability, historical trust level, and self-confidence influence, allowing us to measure how LLMs adapt to complex social cues.
- **Comprehensive analysis of social behaviours in LLMs:** We evaluate model behaviours across architec-

*These authors contributed equally.

tures and training regimes, identifying patterns of interaction dynamics, trust sensitivity, and reward alignment in multi-agent settings.

- **Evaluation of training and prompting strategies:** We compare prompting-based, supervised fine-tuning (SFT), and reinforcement learning (via GRPO) methods under different objectives. Our results show that GRPO with outcome reward and MAS context yields the most robust performance.

2 Related Work

Cognitive Biases in Multi-Agent Systems Recent studies show that AI systems, especially large language models (LLMs), can develop and even amplify human-like cognitive biases, affecting reasoning and decision-making in both individuals and groups (Chen et al. 2024a; Shaki, Kraus, and Wooldridge 2023). For example, agents align with group consensus even when it's incorrect (Liu et al. 2025; Cho, Guntuku, and Ungar 2025). However, these studies do not address how to reduce such behaviours or manage complex social dynamics. To bridge this gap, KAIROS offers a framework to evaluate how fine-tuning and reinforcement learning affect model performance in socially interactive settings.

Existing Benchmarks for Conformity Existing benchmarks examine conformity bias in LLMs mainly through factual or logical QA and prompt-based debiasing (Zhu et al. 2025; Weng, Chen, and Wang 2025). While these methods measure alignment with ground truth, they neglect broader cognitive skills like creative problem-solving and social reasoning. Our KAIROS benchmark fills this gap by extending evaluation to creativity and social understanding. It also provides fine-grained control over interactions, allowing systematic manipulation of social variables and deeper analysis of model behaviour in multi-agent settings.

3 KAIROS [1]

We present a multi-agent interactive benchmark called KAIROS designed to simulate socially grounded scenarios and assess LLM behaviour within them. Unlike benchmarks focused solely on conformity (Weng, Chen, and Wang 2025), KAIROS targets how LLMs interpret, utilise, or resist signals from other agents, even when they are clearly unreliable, based on perceived reliability, current social context, and self-confidence. We begin by describing the details of collecting dynamic evaluation data in Section 3.1 and then explaining the corresponding metrics in Section 3.2.

3.1 Data Collection

A detailed distribution of the training and evaluation datasets is presented in Figure 1, covering various domains—*Reasoning*, *Knowledge*, *Social*, *Common Sense*, and *Creativity*—with careful partitioning to ensure no overlap and a clear distributional shift between training and evaluation phases. See more details in appendix A.

[1]Kairos is an ancient Greek word meaning the right or opportune moment, a critical time for action.

Evaluation Dataset Source. To evaluate models in realistic *social dynamics*, we collect datasets across four categories: *reasoning*, *knowledge*, *common sense*, and *creativity*.

Reasoning: Combines logic reasoning (Weng, Chen, and Wang 2025), filtered BIG-Bench Hard (Suzgun et al. 2022), code execution tasks from LiveCodeBench (Jain et al. 2024), and level 4–5 problems from MATH-500 (Lightman et al. 2023). **Knowledge:** Uses *TruthfulQA* (Lin, Hilton, and Evans 2021) and *MMLU-Pro* (Wang et al. 2024) for factual and broad-domain knowledge evaluation. **Common Sense:** Includes *CommonsenseQA 2.0* (Talmor et al. 2022) and *Social IQ* (Sap et al. 2019) for intuitive and socially grounded reasoning. **Creativity:** Incorporates *MacGyver* (Tian et al. 2024) for situational problem-solving and *Brain-Teaser* (Jiang et al. 2023) for lateral thinking.

All tasks are reformulated into multiple-choice question answering (MCQA) format. For open-ended datasets (e.g., LiveCodeBench, MATH-500), distractor options are generated via Llama3.1-8B and they were checked to ensure they are distinct from the ground truths. The *MacGyver* dataset is reframed as a binary judgment task to retain its creative challenge.

Dynamic Evaluation Dataset Construction. To evaluate a model's robustness in socially rich settings, we first identify its underlying beliefs: its preferred answer and the associated confidence for each benchmark question. This enables us to construct a tailored evaluation scenario that targets the model's own epistemic commitments, rather than relying on a fixed benchmark. The resulting KAIROS is therefore dynamically constructed for each model, adapting to its responses and beliefs to stress-test its social reasoning. The construction of KAIROS proceeds in two main stages.

Step 1: Extracting the Model's Original Beliefs We begin by presenting the model with the original benchmark question and record its direct output, referred to as the model's **original answer**, which serves as its stated belief. To additionally estimate the model's confidence in this belief, we apply a Monte Carlo dropout-based uncertainty estimation procedure. Specifically, we sample T stochastic forward passes to obtain predictive distributions:

$$\{\mathbf{p}_t = p(y \mid \mathbf{x}, \theta_t)\}_{t=1}^{T}$$

where $\mathbf{x}$ is the input, y the predicted label, and θ_t the model parameters under dropout at step t. The confidence is quantified via the predictive entropy of the averaged distribution $\bar{\mathbf{p}}$:

$$\mathcal{H}[\bar{\mathbf{p}}] = -\sum_{k=1}^{K} \bar{p}_k \log \bar{p}_k$$

Samples are categorized into high or low confidence by comparing their entropy to the dataset-wide median: those above the median are labeled low-confidence; those below, high-confidence.

Step 2: Simulating Social Scenarios with Targeted Interventions Once the model's belief, its predicted answer and associated confidence have been established, we construct a

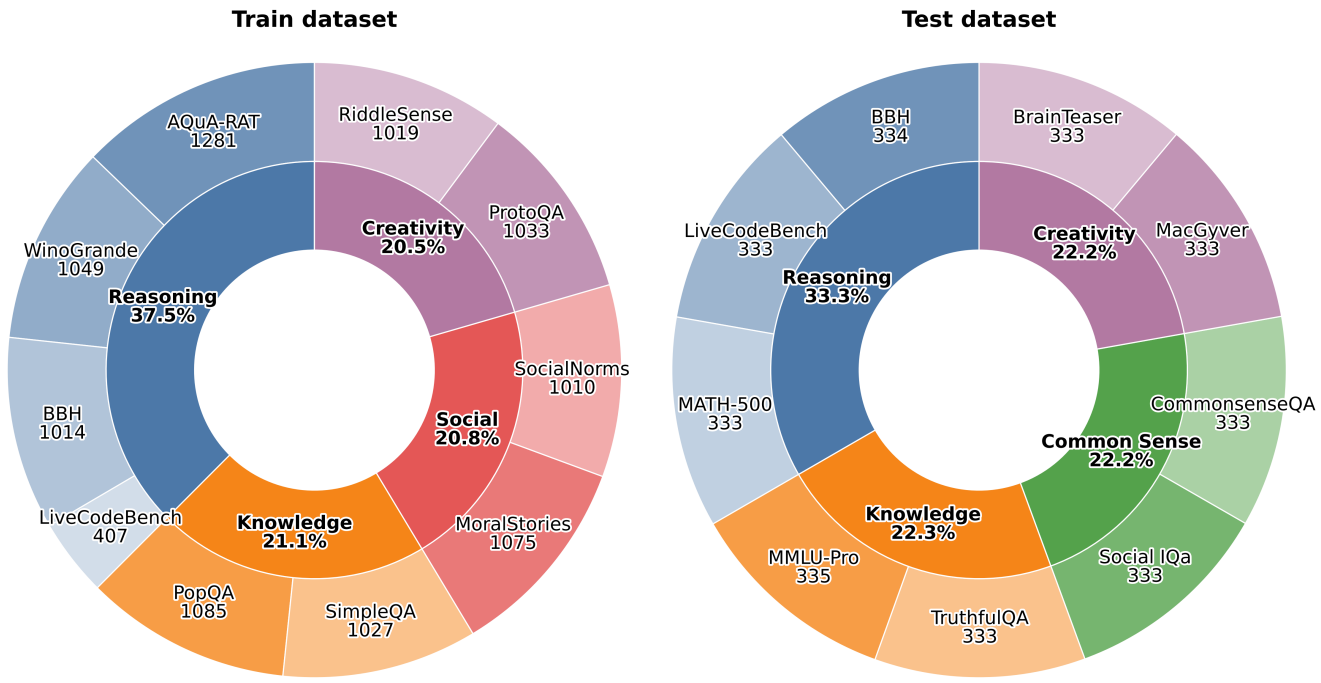

Figure 1: Left: Training dataset (N=10,000). Right: Test dataset (N=3,000). The inner ring groups tasks by category — Training: Reasoning 37.5%, Knowledge 21.1%, Social 20.8%, Creativity 20.5%; Test: Reasoning 33.3%, Knowledge 22.3%, Common Sense 22.2%, Creativity 22.2%. The outer ring breaks each category into individual datasets; wedge labels give original instance counts.

multi-agent simulation to examine how it responds to social influence. Each simulation consists of two components: **simulated interaction history** and **current question round**.

The interaction history mimics prior rounds of a quiz-style contest. For each past round, we provide the previous questions, the model's own answers, and the responses of peer agents. This context allows us to simulate the buildup of agent-specific trust based on how consistently each peer has aligned with the evaluated model's prior answers.

In the current round, the model is given a new question along with responses from peer agents that are intentionally crafted to either align with or challenge its previously expressed belief. This alignment is defined along three behavioural modes: *support*, *oppose-hard*, and *oppose-easy*. If the model's original answer is *correct*, support agents reinforce it by repeating the correct answer, oppose-hard agents challenge it by selecting the most plausible incorrect option (i.e., the incorrect choice with the highest model-predicted probability), and oppose-easy agents offer minimal resistance by selecting the least plausible incorrect answer. Conversely, if the model's answer is incorrect, support agents echo the same incorrect response, oppose-hard agents provide a different but highly plausible incorrect alternative, and oppose-easy agents present the correct answer. This targeted construction allows us to simulate varying degrees of social pressure and systematically assess how the model responds to both reinforcing and contradicting social signals.

To simulate diverse social scenarios, we uniformly vary the following hyperparameters to construct the KAIROS benchmark:

- **Peer Agent Behaviour** in the current round: Each agent either *supports*, *opposes-hard*, or *opposes-easy* the model's belief identified in Step 1. This allows us to control the direction and strength of social pressure.
- **Number of Peer Agents**: Varies the size of the social group influencing the model.
- **Peer Agent Trust Level**: Ranges from $0\%, 25\%, 50\%, 75\%, 100\%$ and reflects each peer's perceived reliability. Trust is earned when a peer's past answers align with the model's; it is diminished when they diverge. By varying the frequency of agreement across simulated history, we control the trust profile of each agent.

This setup enables a structured exploration of how factors like peer agreement, trustworthiness, and group size influence the model's behaviour under social pressure.

Algorithm 1: KAIROS Social Simulation

Require: Model M, Questions $\mathcal{Q}$, #Agents N, History length R

$\hat{\mathcal{Q}} \leftarrow []$
for all $q \in \mathcal{Q}$ **do**
  $a_M \leftarrow M(q)$ ▷ Original answer
  $\mathcal{C} \leftarrow$ estimate_confidence(M, q)
  `correct` $\leftarrow$ is_correct(a_M)
  ▷ Build simulated history of length R
  Sample trust level $t_q \in \{0, 25, 50, 75, 100\}$
  Randomly choose trust rounds $\mathcal{R}_{\text{trust}} \subseteq \{1, \ldots, R\}$ with $|\mathcal{R}_{\text{trust}}| = \frac{t_q}{100} \cdot R$
  for $r = 1$ to R **do**
    if $r \in \mathcal{R}_{\text{trust}}$ **then**
      Record agents response to q support M
    else
      Record agents response to q oppose M
    end if
  end for
  ▷ Generate current-round peer responses
  for $i = 1$ to N **do** ▷ sample behavior
    $b_i \sim \mathcal{U}\{\text{support}, \text{oppose-hard}, \text{oppose-easy}\}$
    if `correct` **then**

$$a_i \leftarrow \begin{cases} a_M, & b_i = \text{support} \\ \max_{a' \neq a_M} p(a'|q), & b_i = \text{oppose-hard} \\ \min_{a' \neq a_M} p(a'|q), & b_i = \text{oppose-easy} \end{cases}$$

    else

$$a_i \leftarrow \begin{cases} a_M, & b_i = \text{support} \\ \max_{a' \neq a_M} p(a'|q), & b_i = \text{oppose-hard} \\ a^*, & b_i = \text{oppose-easy} \end{cases}$$

    end if
  end for
  $\mathcal{Q}'.append((q, a_M, \mathcal{C}, t_q, \{(b_i, a_i)\}_{i=1}^N))$
end for

3.2 Evaluation Metrics

Accuracy and Robustness. We adopt accuracy as one of the primary evaluation metrics. Rather than solely reporting the model's performance under the **Original** and **KAIROS** settings independently, we also examine the difference between the two—referred to as the *O-K change rate*, denoted as O–K Δ. This metric captures how the model's accuracy is influenced by the introduction of social signals in the multi-agent setting:

$$\text{O–K}\,\Delta \;=\; \frac{\text{Accuracy}_{\text{KAIROS}} - \text{Accuracy}_{\text{Original}}}{\text{Accuracy}_{\text{Original}}}. \quad (1)$$

This metric allows us to quantify whether and how social interaction dynamics affect the model's performance. We also call O–K Δ the metric of *robustness*.

Utility & Resistance. Let N be the total number of instances. For a given model M, define for each instance i:

$$x_i = \begin{cases} 1, & \text{if } M \text{ is } \textit{correct} \text{ under Original evaluation} \\ & \text{on instance } i, \\ 0, & \text{otherwise.} \end{cases}$$

$$y_i = \begin{cases} 1, & \text{if } M \text{ is } \textit{correct} \text{ under the KAIROS evaluation} \\ & \text{on instance } i, \\ 0, & \text{otherwise.} \end{cases}$$

Then, the *utility* of model M is the fraction of originally incorrect samples that are corrected:

$$U_M = \frac{\sum_{i=1}^N \mathbf{1}\{x_i = 0 \wedge y_i = 1\}}{\sum_{i=1}^N \mathbf{1}\{x_i = 0\}} \in [0, 1]. \quad (2)$$

Similarly, the *resistance* of model M is the fraction of originally correct samples that are maintained:

$$R_M = \frac{\sum_{i=1}^N \mathbf{1}\{x_i = 1 \wedge y_i = 1\}}{\sum_{i=1}^N \mathbf{1}\{x_i = 1\}} \in [0, 1]. \quad (3)$$

4 Experimental Setup

4.1 Mitigation Strategies

To improve the robustness of LLMs in socially interactive environments, we investigate three categories of mitigation strategies: Prompting, Supervised Fine-Tuning (SFT), and Reinforcement Learning using Group Relative Policy Optimisation (GRPO). Each approach aims to enhance the model's ability to reason accurately while managing influence from other agents in multi-agent settings.

Prompting Inspired by (Weng, Chen, and Wang 2025), we explore two different prompting strategies: Empowered and Reflective.

- **Empowered Prompting**: The LLM is prompted with an empowered persona, encouraging confidence and autonomy in its decision-making. The prompt reinforces the idea that the model should critically evaluate peer responses and not blindly follow peer responses.
- **Reflective Prompting**: After generating an initial response, the LLM is prompted again to reflect on and revise its answer based on the same context. This method aims to encourage checking for inconsistencies or negative influence from other agents.

Supervised Fine-Tuning (SFT) We construct a supervised training set using templated gold responses derived from the ground truth for each question. Each instance of training data includes the full social context: the current question, peer responses, interaction history, and the LLM's previous responses and the correct answer. The model is fine-tuned for one epoch to encourage it to learn strategies to navigate peer influence while maintaining factual correctness.

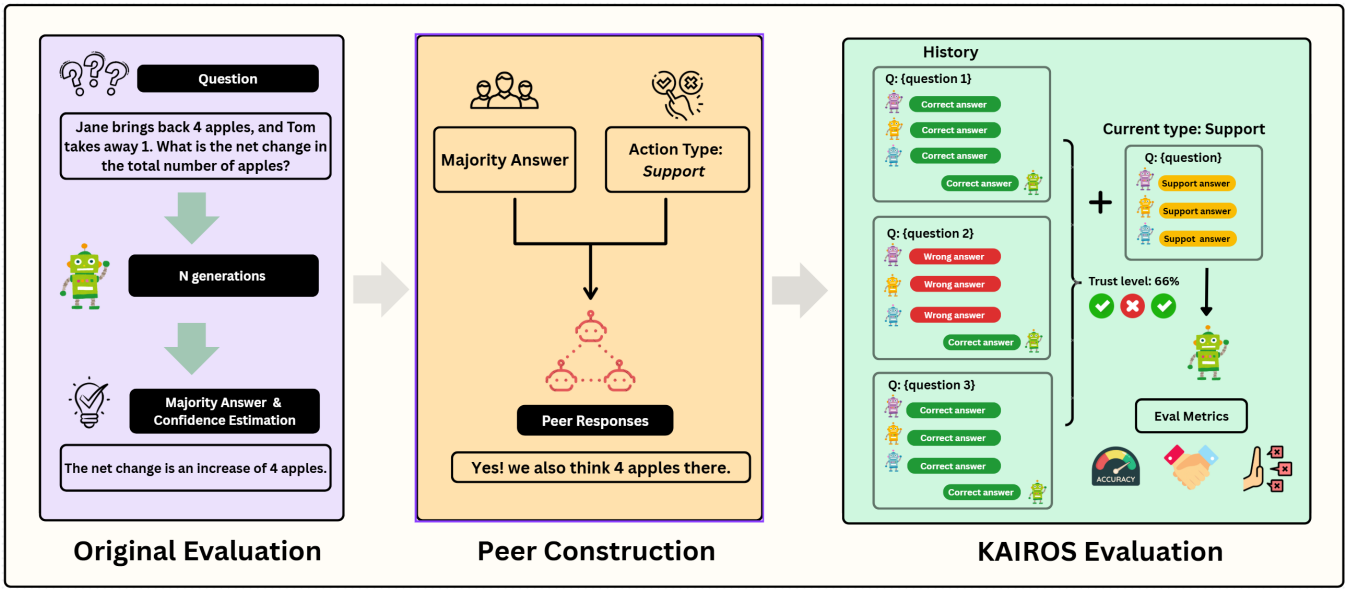

Figure 2: Overview of the KAIROS evaluation framework. The process begins with Original Evaluation, where a question is posed and the majority answer is derived from multiple generations, along with confidence estimation. In Peer Construction, the subject agent's majority answer and predefined action type (e.g., support) are used to construct interactions with other agents. Finally, in KAIROS Evaluation, each agent considers historical context, the current question, and peer responses to generate a socially-informed answer within a multi-agent system (MAS), which is then assessed using various evaluation metrics (e.g., accuracy&robustness, utility, and resistance).

Reinforcement Learning We use GRPO to align the LLM's behavior with desirable social reasoning patterns. We experiment with several configurations to assess how different modeling choices affect the model's performance in interactive multi-agent environments. More details are elaborated in appendix B.

1. **Multi-Agent vs. Non-Multi-Agent Context**: In the **MAS** configuration, training inputs include the full history of prior questions and peer agent responses. In contrast, the **Non-MAS** setting removes all social context, allowing us to isolate the effects of agent interactions
2. **System Prompt**: We explore two different system prompts. The Normal (**NS**) prompt instructs the model to reason before answering the question. The Debating (**DS**) system prompt encourages the model to debate in a structured internal dialogue before generating a response.
3. **Reward Function**: We explore two types of rewards: (1) **Outcome-based Reward (OR)**, which rewards the model solely based on the correctness of its final answer; and (2) **Debating Reward (DR)**, which incentivizes diverse, multi-turn debate-style reasoning in addition to final answer correctness. For DR, we enforce a structured reasoning format, where the model must articulate its thoughts in the form `"Adjective1 voice: ..."` and `"Adjective2 voice: ..."`. We use embedding similarity to ensure that the chosen adjectives are semantically dissimilar, thereby encouraging the model to reason from multiple, distinct viewpoints.
4. **Data Filtering**: To focus training on challenging scenarios, we experiment with two different data filters: (1) Low Confidence (**LConf**) Training samples where the model's original confidence in its answer is below the median, and (2) Low Correctness (**LCorr**) samples where the model originally answered incorrectly.

4.2 Training Dataset Construction for Mitigation Strategies

To avoid data contamination and ensure a clear train-test distributional shift, we build the training set from disjoint sources spanning four domains: *reasoning*, *knowledge*, *social*, and *creativity*.

Reasoning: Includes *MathQA* (Amini et al. 2019) for math word problems and *Winogrande* (Sakaguchi et al. 2021) for commonsense reasoning. **Knowledge:** Uses *PopQA* (Mallen et al. 2022) and *SimpleQA* (Wei et al. 2024) for factual question answering. **Social:** Combines *Social* (Yuan et al. 2024) and *Moral Stories* (Emelin et al. 2021) to promote understanding of social norms and moral reasoning. **Creativity:** Incorporates *ProtoQA* (Pro 2020) for prototypical reasoning and *RiddleSense* for metaphorical comprehension.

We process all datasets in the same way as during evaluation. For each interaction history, we ensure a balanced mix of round types (both support and oppose). In open-ended datasets such as SimpleQA (Wei et al. 2024), distractor answers are generated automatically. More details can be found in appendix A.

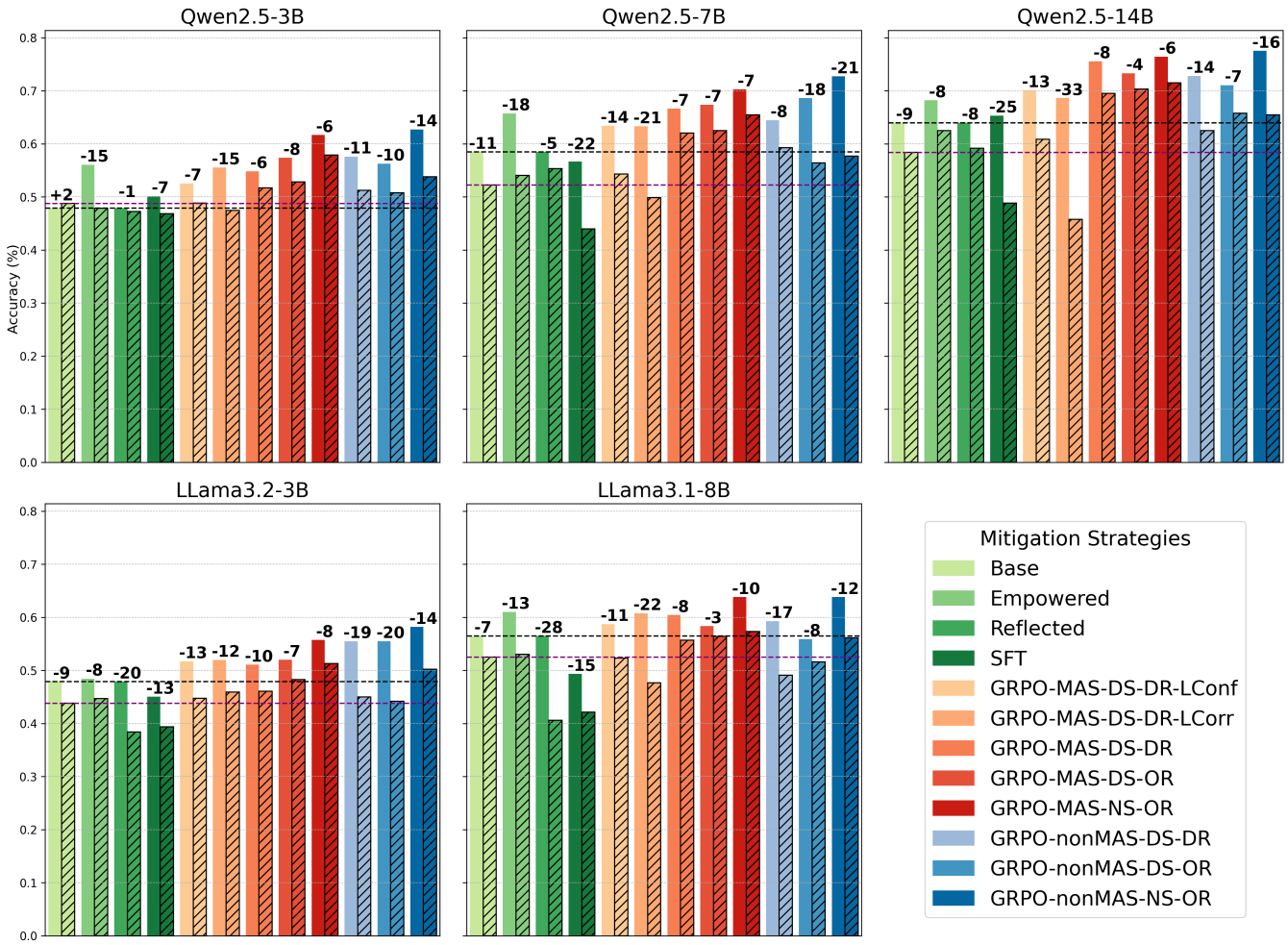

Figure 3: Comparison of Original accuracy (solid bars) and KAIROS accuracy (hatched bars) for 5 LLMs of different sizes and architectures under the different mitigation strategies. The robustness scores, O–K Δ are presented over the bars.

5 Results

5.1 Why Robustness Matters in Multi-Agent Settings

While accuracy improvements are valuable, robustness—the stability of performance between the **Original** and **KAIROS** evaluations—is equally critical. A widening gap between these two metrics indicates that models are increasingly sensitive to social context. This fragility poses several challenges:

- **Unreliability in MAS:** In multi-agent systems, agents must maintain consistent reasoning even under peer influence. Large O–KΔ values suggest that an agent correct in isolation may reverse its answer when exposed to peers, undermining system reliability.
- **Vulnerability to Social Pressure:** Our analysis shows that models typically lose more correct predictions than they gain from peer corrections, meaning they are more easily swayed into mistakes than helped out of them. Such behaviour resembles the human social dilemma and can propagate errors through the system.
- **Hidden Brittleness:** Reinforcement learning often boosts surface-level accuracy but widens the Original–KAIROS gap, implying overfitting to the evaluation protocol. Without robustness, accuracy gains do not translate into generalisation under distributional or social shifts.
- **System-level Risk:** In collective settings, a socially induced error by a single agent can cascade through peers, amplifying misinformation and destabilising group results. This vulnerability can also be used for adversarial attacks on the system, causing safety issues.

Therefore, robustness should not be viewed as secondary to accuracy but as a core requirement for deploying LLMs in multi-agent environments. Improving accuracy without ensuring robustness risks building systems that perform well under controlled benchmarks yet fail under realistic, socially entangled conditions.

5.2 Main Results

GRPO Boosts Accuracy But Not Robustness. As shown in Figure 3, training with GRPO consistently improves both original and KAIROS performance over Supervised Fine-Tuning (SFT). On average, GRPO achieves a 12.3% increase in original accuracy and a 16.4% increase in KAIROS accuracy compared to SFT. This confirms that reinforcement learning helps models better navigate socially interactive settings, where passive imitation is insufficient.

However, this gain comes with a trade-off in robustness, measured by O–K Δ. While GRPO models outperform in accuracy, they often exhibit increased performance drop from original to KAIROS—especially when trained without Multi-Agent System (MAS) context—suggesting less robustness in generalization. This highlights a critical distinction: improved scores do not always imply better behavioral consistency under interaction-induced shifts.

MAS Context Enhances Both Performance and Robustness. Integrating Multi-Agent System (MAS) context during GRPO training not only yields higher KAIROS accuracy but also maintains robustness levels comparable to the base model. This effect is particularly pronounced when paired with the DS-OR (Debating System prompt with outcome reward) reward scheme, where the average robustness (O–K Δ) improves by +1% over base. Interestingly, the impact of MAS setting on robustness is scale-dependent: while small models (3B) exhibit an average robustness drop of about 4%, larger models instead gain roughly 4%. In contrast, non-MAS GRPO configurations, while sometimes strong in original accuracy, show degraded robustness. These findings underscore the importance of training in a social context, especially for larger models, in order to maintain generalization and behavioral stability.

Prompting Improves Accuracy, But Harms Robustness in Most Models Prompt-based strategies such as Empowered Prompting outperform SFT in both original and KAIROS settings. Empowered Prompting achieves an average KAIROS accuracy of 52.43%, compared to 48.16% for Reflective Prompting and 44.24% for SFT. Original accuracies follow a similar trend.

However, prompting methods tend to worsen robustness overall. On average, prompting models show lower O–K Δ values, indicating greater sensitivity to shifts in evaluation protocols. Notably, Qwen2.5-7B is an exception, where Reflective Prompting improves robustness by +6%, suggesting model-dependent benefits. Conversely, LLaMA models exhibit a sharp drop in robustness (up to -20%) under Reflective Prompting, suggesting that added complexity may introduce harmful noise or instability depending on the underlying architecture.

NS-OR Configuration Yields Best Accuracy-Robustness Trade-off. Among GRPO setups, the Normal System + Outcome-based Reward (NS-OR) configuration consistently achieves the highest original (65.6%) and KAIROS (60.7%) accuracy across models. Importantly, it does so while preserving robustness comparable to the base model. The free-form reasoning encouraged by NS-OR, without enforced internal debate, seems to offer both a clear optimization target and generalizable behavior.

Filtering by Confidence Helps Accuracy but Harms Robustness. Data filtering improves overall performance but presents a trade-off in robustness. Using Low Confidence (LConf) samples outperforms Low Correctness (LCorr) in KAIROS tasks, with the latter resulting in up to 15% drops in performance. While LConf preserves more stable accuracy, both methods lead to worse O–K Δ values compared to the base model. This suggests that while filtering removes unhelpful data, it may also reduce the diversity needed for robust generalisation.

Across our experiments, we find that while various training strategies significantly improve both original and protocol accuracy, they often conceal a deeper fragility in social reasoning. Performance drops sharply when models move from original to protocol settings, revealing challenges in handling social interference and peer dynamics. Though prompting and data filtering boost surface-level accuracy, they often worsen this brittleness. Only training under MAS conditions with outcome-driven rewards achieves both high accuracy and robustness. This underscores a central challenge: improving accuracy is not enough—robust reasoning under social perturbation remains a key obstacle to multi-agent generalisation.

Key Takeaways

- Strong performance requires balancing both **accuracy** and **robustness**, rather than optimizing for one alone.
- GRPO improves accuracy over SFT, but can reduce robustness in certain settings.
- Incorporating social context (MAS) during GRPO training boosts accuracy and, for larger models, enhances robustness, while smaller models may experience a drop.
- Debate-style reasoning enforced through system prompts or reward functions does not show improvements in robustness or accuracy, suggesting that models benefit more from simpler learning objectives.

6 Analysis

To understand how model behavior evolves under the MAS setting, we conducted a comprehensive transition analysis to examine changes in decision-making under KAIROS relative to original behaviour. We focused on three core configurations—Base, SFT, and GRPO—analyzing their transition patterns through two key indicators: *utility* and *resistance*.

Our analysis spans two main dimensions: (1) the overall **transition effect**, capturing shifts in behaviour as models adapt within the MAS environment; and (2) the **conditional influence** of peer agent trust levels and actions in the current round. This framework highlights how different training strategies shape model sensitivity to social signals and structural dynamics in multi-agent coordination.

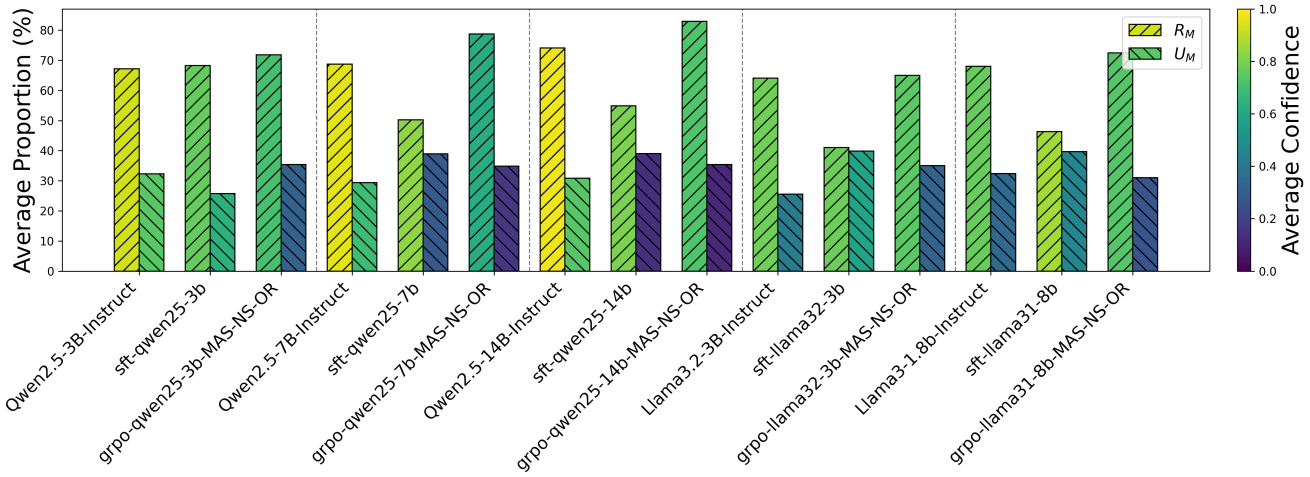

Figure 4: Average "Resistance" and "Utility" proportion across different model configurations, with bar hatching distinguishing the two metrics and colour intensity encoding each configuration's mean confidence. Family groups models—Qwen 2.5-3B, Qwen 2.5-7B, Qwen 2.5-14B, Llama 3-2.3B, and Llama 3-8B—and include the original Base, SFT, and GRPO variants. Vertical dashed lines demarcate each model family.

6.1 Overall Transition Effect

How LLMs Crumble under Multi-Agent Social Interactions?

Let p_c = initial fraction of correct predictions, and $p_i = 1 - p_c$. Then, we define the transition rates under social influence as

$$\begin{aligned} R_M &= \Pr(\text{correct} \to \text{correct}), \\ 1 - R_M &= \Pr(\text{correct} \to \text{incorrect}), \\ U_M &= \Pr(\text{incorrect} \to \text{correct}), \\ 1 - U_M &= \Pr(\text{incorrect} \to \text{incorrect}). \end{aligned}$$

Then the post-interaction accuracy is

$$A'_M = p_c R_M + p_i U_M,$$

so the net change in accuracy is

$$\Delta_M = A'_M - p_c = p_i U_M - p_c(1 - R_M).$$

Since empirically $1 - R_M > U_M$ across models and domains, and because p_c typically exceeds p_i, we observe $\Delta_M < 0$. In other words, the loss of correct predictions ($p_c(1 - R_M)$) outweighs the gains from correcting errors ($p_i U_M$), causing overall performance degradation under multi-agent social interactions. See appendix C for more details.

As shown in Figure 4, language models across diverse architectures, sizes, and training paradigms consistently prefer remaining their initial decisions to enhance robustness in multi-agent settings. Resistance transitions (correct→correct) significantly outnumber utility transitions (incorrect→correct), averaging around 65.1% of all transitions, highlighting a structural bias towards preserving prior judgments. Our analysis further reveals that training notably affects both resistance and utility confidence. Specifically, resistance confidence declines from 0.882 in the original Base scenario to 0.807 under SFT and further to 0.715 with GRPO. Utility confidence experiences a sharper decrease, dropping from an initial 0.584 to 0.207 post-training. This pattern remains consistent across various model sizes, exemplified by Qwen-14B's utility confidence decline from 0.737 (Base) to 0.137 (SFT) and modest recovery to 0.167 (GRPO). Similar trends occur in Qwen-7B and Llama-8B models.

Additionally, model size influences transition quality: larger models typically exhibit improved resistance and utility transitions. Qwen scales more effectively compared to Llama, with resistance transitions rising from 67.17% at 3B to 74.14% at 14B, while Llama's resistance shows a smaller increase from 64.08% at 3B to 68.05% at 8B. We also identify complex interactions between confidence, model size, and training method. Larger models generally demonstrate increased utility confidence post-SFT but reduced confidence under GRPO, particularly in KAIROS-specific evaluations. Comparing model families, we initially find Qwen surpasses Llama in resistance and utility transitions in the Base setting. However, this advantage diminishes post-training, resulting in near parity at similar sizes. Although Qwen maintains higher overall confidence, Llama surpasses Qwen in utility confidence following SFT and GRPO, indicating improved calibration in updating beliefs. Methodologically, training induces distinct behavioural shifts. SFT substantially reduces resistance transitions by approximately 16.26 percentage points and simultaneously increases utility transitions by 6.58 points, promoting adaptability. In contrast, GRPO largely restores resistance transitions to near pre-training levels (within one percentage point of Base) while retaining improved utility, thereby balancing stability with adaptability. Family-specific tendencies are notable: Qwen primarily gains in utility from training, while Llama enhances resistance.

Overall, despite improved adaptability from training, language models continue to face challenges in systematically and confidently correcting erroneous beliefs, highlighting persistent limitations in effectively utilising external corrective signals.

6.2 Interaction Between Prior Trust and Social Signals

We observe systematic interactions between the *prior trust level* (0–100) and the current peer behaviour (SUPPORT, OPPOSE-HARD, OPPOSE-EASY) across all tested model sizes, families, and training methods, as illustrated in Appendix 3. Increasing the trust level consistently strengthens models' resistance in SUPPORT conditions, reaching the highest resistance when trust is at 100. Conversely, resistance declines significantly in the OPPOSE conditions as trust level grows, reaching its lowest point at trust level 100. For example, the original Qwen-14B-Instruct model's resistance under SUPPORT increases notably from 95.4 at trust level 0 to 99.2 at trust level 100, whereas under OPPOSE-HARD, resistance drops from 67.5 to 54.0, and under OPPOSE-EASY, from 73.6 to 51.2. Utility transitions show the exact opposite pattern: higher trust levels result in increased utility under the OPPOSE conditions (e.g., Qwen-14B utility rising from 67.1 at trust level 0 to 72.5 at trust level 100 for OPPOSE-EASY) but reduced utility under the SUPPORT condition (falling from 9.2 to 2.9). Notably, these behavioural shifts occur independently of confidence, which remains relatively constant across trust levels, suggesting that trust predominantly influences action selection rather than model certainty.

Regardless of trust level, the external signal type alone strongly affects model behavior. The SUPPORT action consistently results in the highest resistance and lowest utility across all models, indicating a persistent, overly trusting stance toward supportive external information. Conversely, OPPOSE-HARD consistently yields the lowest performance in both resistance and utility, demonstrating that models struggle significantly when facing indirect or subtle corrective signals. Specifically, resistance under SUPPORT is on average 23.4 counts higher than under OPPOSE-EASY and 31.7 counts higher than under OPPOSE-HARD, whereas utility shows the inverse pattern, reflecting an ingrained bias to favour supportive rather than critical external input.

Different training methods distinctly mediate these dynamics. GRPO improves both resistance and utility, particularly in challenging scenarios like OPPOSE-HARD, albeit at the expense of lower confidence. For instance, in Qwen-14B, GRPO raises resistance from 54.0 (Base) to 57.7 and utility from 13.9 to 16.7 under the OPPOSE-HARD condition, accompanied by a confidence drop of approximately 0.20. In contrast, SFT predominantly enhances performance in the simplest scenarios: significantly increasing resistance under SUPPORT (e.g., Qwen-7B improving from 81.0 to 100.0) and utility under OPPOSE-EASY conditions (e.g., Llama-3B from 44.1 to 94.5). However, these improvements come at the cost of reduced effectiveness in genuinely challenging situations (OPPOSE-HARD), where performance can regress below the original instructive baseline. Overall, while models generally become more entrenched in existing beliefs with increased prior trust and struggle with subtle corrective cues, GRPO enhances robustness broadly, whereas SFT improves performance selectively, sacrificing generalisation under difficult correction signals.

7 Conclusion

In this work, we expand the notion of social bias to encompass how large language models (LLMs) form trust, resist misinformation, and selectively integrate peer input in social contexts to improve task performance—abilities critical for collaboration in future multi-agent systems (MAS). To investigate this, we introduce KAIROS that systematically considers peer trust levels, peer actions, and the model's own confidence. We find that current LLMs still struggle to resist external misinformation and incorporate peer input to correct their errors. In addition, we explore multiple training strategies—including prompting, supervised fine-tuning (SFT), and reinforcement learning under various configurations. Our results show that reinforcement learning with a simple outcome-based reward and unconstrained reasoning achieves the highest absolute performance in MAS settings, but at the cost of reduced relative robustness.

References

2020. ProtoQA: A Question Answering Dataset for Prototypical Common-Sense Reasoning. GitHub.

Amini, A.; Gabriel, S.; Lin, S.; Koncel-Kedziorski, R.; Choi, Y.; and Hajishirzi, H. 2019. MathQA: Towards Interpretable Math Word Problem Solving with Operation-Based Formalisms. In *Proceedings of the 2019 Conference of the North American Chapter of the Association for Computational Linguistics: Human Language Technologies, Volume 1 (Long and Short Papers)*, 2357–2367. Minneapolis, Minnesota: Association for Computational Linguistics.

Chen, N.; Liu, J.; Dong, X.; Liu, Q.; Sakai, T.; and Wu, X.-M. 2024a. Ai can be cognitively biased: An exploratory study on threshold priming in llm-based batch relevance assessment. In *Proceedings of the 2024 Annual International ACM SIGIR Conference on Research and Development in Information Retrieval in the Asia Pacific Region*, 54–63.

Chen, S.; Liu, Y.; Han, W.; Zhang, W.; and Liu, T. 2024b. A survey on llm-based multi-agent system: Recent advances and new frontiers in application. *arXiv preprint arXiv:2412.17481*.

Cho, Y.-M.; Guntuku, S. C.; and Ungar, L. 2025. Herd Behavior: Investigating Peer Influence in LLM-based Multi-Agent Systems. *arXiv preprint arXiv:2505.21588*.

Emelin, D.; Bras, R. L.; Hwang, J. D.; Forbes, M.; and Choi, Y. 2021. Moral Stories: Situated Reasoning about Norms, Intents, Actions, and their Consequences. *ArXiv*, abs/2012.15738.

Grattafiori, A.; Dubey, A.; Jauhri, A.; Pandey, A.; Kadian, A.; Al-Dahle, A.; Letman, A.; Mathur, A.; Schelten, A.; Vaughan, A.; et al. 2024. The llama 3 herd of models. *arXiv preprint arXiv:2407.21783*.

Jain, N.; Han, K.; Gu, A.; Li, W.-D.; Yan, F.; Zhang, T.; Wang, S.; Solar-Lezama, A.; Sen, K.; and Stoica, I. 2024. Livecodebench: Holistic and contamination free evaluation of large language models for code. *arXiv preprint arXiv:2403.07974*.

Jiang, Y.; Ilievski, F.; Ma, K.; and Sourati, Z. 2023. BRAINTEASER: Lateral Thinking Puzzles for Large Language Models. In *Proceedings of the 2023 Conference on Empirical Methods in Natural Language Processing*.

Kwon, W.; Li, Z.; Zhuang, S.; Sheng, Y.; Zheng, L.; Yu, C. H.; Gonzalez, J. E.; Zhang, H.; and Stoica, I. 2023. Efficient Memory Management for Large Language Model Serving with PagedAttention. In *Proceedings of the ACM SIGOPS 29th Symposium on Operating Systems Principles*.

Lightman, H.; Kosaraju, V.; Burda, Y.; Edwards, H.; Baker, B.; Lee, T.; Leike, J.; Schulman, J.; Sutskever, I.; and Cobbe, K. 2023. Let's Verify Step by Step. *arXiv preprint arXiv:2305.20050*.

Lin, S.; Hilton, J.; and Evans, O. 2021. TruthfulQA: Measuring How Models Mimic Human Falsehoods. arXiv:2109.07958.

Liu, X.; Zhang, J.; Shang, H.; Guo, S.; Yang, C.; and Zhu, Q. 2025. Exploring Prosocial Irrationality for LLM Agents: A Social Cognition View. arXiv:2405.14744.

Mallen, A.; Asai, A.; Zhong, V.; Das, R.; Hajishirzi, H.; and Khashabi, D. 2022. When Not to Trust Language Models: Investigating Effectiveness and Limitations of Parametric and Non-Parametric Memories. *arXiv preprint*.

Piatti, G.; Jin, Z.; Kleiman-Weiner, M.; Schölkopf, B.; Sachan, M.; and Mihalcea, R. 2024. Cooperate or collapse: Emergence of sustainability behaviors in a society of llm agents. *CoRR*.

Sakaguchi, K.; Bras, R. L.; Bhagavatula, C.; and Choi, Y. 2021. Winogrande: An adversarial winograd schema challenge at scale. *Communications of the ACM*, 64(9): 99–106.

Sap, M.; Rashkin, H.; Chen, D.; LeBras, R.; and Choi, Y. 2019. SocialIQA: Commonsense Reasoning about Social Interactions. arXiv:1904.09728.

Shaki, J.; Kraus, S.; and Wooldridge, M. 2023. Cognitive effects in large language models. In *ECAI 2023*, 2105–2112. IOS Press.

Suzgun, M.; Scales, N.; Schärli, N.; Gehrmann, S.; Tay, Y.; Chung, H. W.; Chowdhery, A.; Le, Q. V.; Chi, E. H.; Zhou, D.; ; and Wei, J. 2022. Challenging BIG-Bench Tasks and Whether Chain-of-Thought Can Solve Them. *arXiv preprint arXiv:2210.09261*.

Talmor, A.; Yoran, O.; Bras, R. L.; Bhagavatula, C.; Goldberg, Y.; Choi, Y.; and Berant, J. 2022. CommonsenseQA 2.0: Exposing the limits of AI through gamification. *arXiv preprint arXiv:2201.05320*.

Team, Q. 2024. Qwen2.5: A Party of Foundation Models.

Tian, Y.; Ravichander, A.; Qin, L.; Bras, R. L.; Marjieh, R.; Peng, N.; Choi, Y.; Griffiths, T. L.; and Brahman, F. 2024. MacGyver: Are Large Language Models Creative Problem Solvers? In *Proceedings of NAACL*.

Tran, K.-T.; Dao, D.; Nguyen, M.-D.; Pham, Q.-V.; O'Sullivan, B.; and Nguyen, H. D. 2025. Multi-agent collaboration mechanisms: A survey of llms. *arXiv preprint arXiv:2501.06322*.

Wang, Y.; Ma, X.; Zhang, G.; Ni, Y.; Chandra, A.; Guo, S.; Ren, W.; Arulraj, A.; He, X.; Jiang, Z.; et al. 2024. Mmlu-pro: A more robust and challenging multi-task language understanding benchmark. *arXiv preprint arXiv:2406.01574*.

Wei, J.; Karina, N.; Chung, H. W.; Jiao, Y. J.; Papay, S.; Glaese, A.; Schulman, J.; and Fedus, W. 2024. Measuring short-form factuality in large language models. arXiv:2411.04368.

Weng, Z.; Chen, G.; and Wang, W. 2025. Do as We Do, Not as You Think: the Conformity of Large Language Models. arXiv:2501.13381.

Yan, B.; Zhou, Z.; Zhang, L.; Zhang, L.; Zhou, Z.; Miao, D.; Li, Z.; Li, C.; and Zhang, X. 2025. Beyond self-talk: A communication-centric survey of llm-based multi-agent systems. *arXiv preprint arXiv:2502.14321*.

Yuan, Y.; Tang, K.; Shen, J.; Zhang, M.; and Wang, C. 2024. Measuring Social Norms of Large Language Models. In *NAACL*.

Zhu, X.; Zhang, C.; Stafford, T.; Collier, N.; and Vlachos, A. 2024. Conformity in large language models. *arXiv preprint arXiv:2410.12428*.

Zhu, X.; Zhang, C.; Stafford, T.; Collier, N.; and Vlachos, A. 2025. Conformity in Large Language Models. arXiv:2410.12428.

Appendix

A Data Construction Details

To comprehensively assess and train our models under realistic social dynamics, we organise our data into two main parts. First, we compile an evaluation collection covering four key dimensions—reasoning, knowledge, common sense, and creativity—to probe model behaviour across logical, factual, intuitive, and creative tasks. Second, we assemble a distinct training set drawn from separate sources in the same four domains, ensuring no overlap and a clear distributional shift. The following paragraphs describe the sources and processing steps for each of these collections in detail.

Evaluation Dataset Source. Inspired by the limitations of prior work (Weng, Chen, and Wang 2025), we aim to move beyond datasets focused solely on logical reasoning. Instead, we expand the evaluation to more diverse scenarios to assess model performance under more realistic *social dynamics*. Specifically, we collect datasets from four categories: *reasoning*, *knowledge*, *common sense*, and *creativity*.

For the **reasoning** category, we include logic reasoning tasks from (Weng, Chen, and Wang 2025), filtered samples from the BIG-Bench Hard dataset (Suzgun et al. 2022), code execution and test output prediction tasks from LiveCodeBench (Jain et al. 2024), as well as level 4–5 problems from the MATH-500 dataset (Lightman et al. 2023). This selection ensures that model reasoning is not limited to logic inference, but also includes prediction and parallel mathematical thinking. In the **knowledge** category, we use *TruthfulQA* (Lin, Hilton, and Evans 2021), which focuses on fact-based questions and challenges the model's parametric knowledge, and *MMLU-Pro* (Wang et al. 2024), which evaluates performance across a broad range of general-domain knowledge. To assess **common sense**, we employ *CommonsenseQA 2.0* (Talmor et al. 2022) for basic factual commonsense, and additionally incorporate *Social IQ* (Sap et al. 2019) to simulate scenarios involving social behaviour, thereby broadening the coverage of everyday inference tasks. Finally, for the **creativity** dimension, we introduce datasets that evaluate the model's ability to generate socially relevant and imaginative responses. We use *MacGyver* (Tian et al. 2024), which focuses on situational advice, and *BrainTeaser* (Jiang et al. 2023), which targets lateral thinking challenges. This multifaceted dataset collection enables a more comprehensive evaluation of models across logical, factual, intuitive, and imaginative aspects of social cognition.

We then convert each selected dataset into a multiple-choice question answering (MCQA) format. For naturally multiple-choice datasets, this conversion is trivial. For open-ended benchmarks such as LiveCodeBench (Jain et al. 2024) and MATH-500 (Lightman et al. 2023), we generate distractor options by prompting Llama3.1-8B with the original question and collecting distinct incorrect answers that differ from the ground truth. These automatically generated distractors are then subjected to both automated consistency checks and human review to ensure plausibility. For MacGyver (Tian et al. 2024), which is originally an open-ended situational-advice task, we recast it as a binary solvability judgment by asking the model to Judge whether the following problem is solvable. This reframing preserves the requirement for creative reasoning: a model capable of devising a valid solution should likewise assess its feasibility.

Training Dataset Construction. To prevent data contamination and ensure a clear distributional shift between training and evaluation, we construct the training dataset from entirely distinct sources, categorized into four domains: *reasoning*, *knowledge*, *social*, and *creativity*.

In the **reasoning** domain, although part of the BBH dataset (Suzgun et al. 2022) overlaps with (Weng, Chen, and Wang 2025), we further incorporate *MathQA* (Amini et al. 2019), a dataset of multi-choice math word problems paired with executable programs, to strengthen the model's mathematical reasoning capabilities, as well as *Winogrande* (Sakaguchi et al. 2021), a large-scale commonsense reasoning dataset based on Winograd-style pronoun resolution tasks. For the **knowledge** category, we utilise *PopQA* (Mallen et al. 2022), an open-domain QA benchmark grounded in Wikidata and designed to train factual recall, and *SimpleQA* (Wei et al. 2024), a short-form factual question answering dataset with single-entity answers. In the **social** domain, we use both *Social* (Yuan et al. 2024), which are datasets teaching reasoning about social norms and relationships, and *Moral Stories* (Emelin et al. 2021), which contains narratives requiring models to infer moral choices and socially acceptable actions. These datasets are selected to train reflective and socially sensitive reasoning behaviours. Finally, in the **creativity** domain, we use *ProtoQA* (Pro 2020), a dataset inspired by Family Feud where models must generate multiple plausible answers ranked by common sense likelihood, encouraging associative and prototypical reasoning. *RiddleSense* complements this by presenting riddles requiring indirect or metaphorical language understanding.

All datasets are processed analogously to the evaluation setup. Since SimpleQA (Wei et al. 2024) is an open-ended dataset without incorrect options, we generate distractor answers for each question using a pipeline similar to that used for LiveCodeBench (Jain et al. 2024) and Math-500 (Lightman et al. 2023) in the evaluation.

B Analyses

In this section, we introduce the core components of our "debating" reinforcement learning framework: a system-level prompt that coordinates multi-voice debate, and a composite reward function that balances factual accuracy, structural adherence, and transparent reasoning. We then detail how these elements are instantiated in our experimental analysis, outlining both the evaluation setup and training methodology.

B.1 Debating RL design

Debating is designed to enhance the model's internal reasoning by encouraging self-reflection through consideration of alternative perspectives. This process helps mitigate narrow or one-sided thinking when addressing a given question. To implement this, we introduce a debating-based reinforcement learning (RL) framework, which includes a tailored system prompt and a carefully designed reward function. The Debating system prompt is shown in table 1; for comparison, the Normal (non-debating) system prompt is provided in table 2. For the reward design, in order to guide a large-scale language model toward producing both accurate and well-structured outputs while fostering rich and transparent reasoning, we propose a composite reward consisting of three interrelated components:

1. **Correctness Reward** (R_{corr}): measures the correctness of the model's response in comparison with the ground truth using exact match.
2. **Format Reward** (R_{fmt}): incentivizes adherence to a prescribed response schema, such as proper use of tags (`<think>`, `<answer>`) when answering the question.
3. **Inner Voice Reward** (R_{iv}): encourages the model to debate from multiple perspectives by fostering:
   (a) *Presence of inner dialogue*, detected via pattern-matching (regex) for phrases like "Adjective1 voice:..."
   (b) *Number of distinct inner voices*, estimated by clustering embedding vectors of each turn to distinguish multiple "voices."
   (c) *Alternating turns*, which rewards at least one non-consecutive switch back to a previous voice (e.g., Voice A → Voice B → Voice A), indicating deeper reconsideration.

We combine these into a scalar reward:

$$R = \lambda_{\text{corr}} R_{\text{corr}} + \lambda_{\text{fmt}} R_{\text{fmt}} + \lambda_{\text{iv}} R_{\text{iv}},$$

with weights $\lambda_{(\cdot)}$ tuned to balance factuality, structure, and transparency. The expected response format as follows:

```
<think>
State the problem or doubt
Adjective1 voice: ...
Adjective2 voice: ...
...
Final consolidation
</think>
<answer>
The answer is ...
</answer>
```

B.2 Implementation details

In our experiments, we evaluate and train models using both the Qwen (Team 2024) and LLaMA (Grattafiori et al. 2024) series, covering a range of model sizes: Qwen2.5-3B, 7B, and 14B, as well as LLaMA3.2-3B and LLaMA3.1-8B. For evaluation, each question is presented with 4 rounds of dialogue history, and the number of peer agents is randomly sampled from the range of 3 to 6 to encourage diverse interactions. For training, we adopt different configurations for supervised fine-tuning (SFT) and GRPO. Specifically, SFT is performed with a learning rate of 2.0e-5 and a warmup ratio of 0.1. GRPO is trained using a learning rate of 3.0e-6, β set to 0.1, and num of iterations to 4. For rollout generation, we employ VLLM (Kwon et al. 2023) with a temperature of 0.9 and generate 8 samples per prompt. Moreover, the specific reward components are illustrated in table 5.

C Transition Analysis

The detailed results of our transition analysis for five different models — Qwen2.5-3B, Qwen2.5-7B, Qwen2.5-14B, LLaMA3.1-3B, and LLaMA3.1-8B — are presented in Figures 6 to 10. This analysis aims to quantify how each model adapts its behaviour in KAIROS, particularly in response to varying trust dynamics and social contexts. In addition, we examine the causes of performance degradation (i.e., negative gain) in the MAS context, and analyse how model robustness is influenced by the balance between transitions from correct to wrong responses ($1 - R_M$) and from wrong to correct responses (U_M). Finally, we explore the performance variation across different data categories, highlighting how specific domains or task types interact with each model's adaptability.

C.1 How Do LLMs fail in multi-agent social interactions?

To understand why large language models (LLMs) exhibit performance degradation under multi-agent social (MAS) interactions, we adopt a probabilistic framework that decomposes post-interaction accuracy into two components: the loss of initially correct predictions, quantified as $p_c(1 - R_M)$, and the gain from corrected errors, given by $p_i U_M$. Empirically, we find that across all evaluated models, the former consistently outweighs the latter, leading to a net decline $\Delta_M < 0$ in MAS settings.

As illustrated in Figure 5, this imbalance is robust across architectures and scales; for example, in the LLaMA-8B model, the average number of lost correct predictions exceeds recovered errors by up to 9.8 counts.

This asymmetry is driven by two factors. First, $p_c > p_i$ holds for most competent models, amplifying the impact of even modest reductions in R_M. Second, social interactions often introduce ambiguity and distractive content, reducing R_M via misplaced epistemic trust or context dilution. In contrast, U_M remains bounded due to being limited by the model's ability and weak corrective signals during brief exchanges. Consequently, reasoning-intensive and context-sensitive tasks, such as those in the *Common Sense* and *Reasoning* categories, experience the largest relative performance drops (–11.36% and –9.74%, respectively).

Model scale and alignment strategy further modulate MAS sensitivity. Larger models, despite higher initial accuracy, are more fragile due to larger p_c terms and stronger alignment-induced tendencies to accept peer assertions. Notably, models trained via supervised fine-tuning (SFT) show the steepest declines (–15.82%), suggesting that current alignment protocols may inadvertently reduce robustness in socially entangled environments.

Overall, these results highlight a structural limitation of current LLMs: while capable of high performance in isolated settings, they lack the mechanisms to maintain epistemic stability under distributed social pressure. Addressing this challenge may require future models to incorporate explicit uncertainty modelling, peer evaluation mechanisms, or socially calibrated training regimes to mitigate the effects of misaligned multi-agent dynamics.

C.2 Effect on different categories of datasets

To further investigate the impact of MAS (multi-agent setting) social dynamics on models' fine-grained capabilities, we categorise the evaluation datasets into four dimensions: *Reasoning*, *Knowledge*, *Common Sense*, and *Creativity*. As shown in Table 6, distinct performance patterns emerge under MAS-induced interference:

- Tasks involving **Common Sense** exhibit the highest MAS (Proto) accuracy (59.96%) but also suffer the greatest average relative degradation (-11.36%), suggesting significant internal variance—some models remain robust while others are highly susceptible.

- **Creativity** tasks are the least affected, with the smallest average performance drop (-8.20%), followed by **Knowledge** (-8.73%).

- **Reasoning** tasks yield the lowest absolute MAS accuracy (48.23%) and the second-largest decline (-9.74%), indicating that reasoning-intensive prompts are particularly vulnerable to distraction in social contexts.

Model size also plays a significant role. Smaller **3B** models prove most resilient, with a mean degradation of only -6.33% (MAS accuracy: 49.05%). In contrast, larger models such as the **7B** and **14B** variants experience larger drops of -11.93% and -12.17% (MAS accuracies: 56.05% and 62.28%, respectively). The mid-sized **8B** group falls in between (-10.78%, 53.25%). Although larger models achieve higher absolute accuracy, they are more sensitive to misleading MAS signals. Notably, on *Creativity* tasks, the 8B models slightly outperform the 14B models (59.58% vs. 57.81%).

Interestingly, family-level trends invert previous findings: the **Qwen** series demonstrates both higher overall MAS accuracy (56.80%) and slightly better robustness (-9.09%) compared to the **LLaMA** family (49.65%, -10.14%). However, LLaMA continues to lead in the Creativity dimension (54.77% vs. 53.09%).

Training methodology remains a decisive factor. Models trained with **GRPO** achieve the highest MAS accuracy (59.11%) and exhibit the smallest average performance drop (-7.26%), slightly outperforming **Base** models (52.38%, -7.70%). In contrast, **SFT** models perform worst on both metrics (45.14%, -15.82%), highlighting a trade-off between aggressive alignment and robustness in multi-agent environments.

Table 1: Debating system prompt used in the debating framework.

System Prompt Text
You are a thoughtful AI assistant. Before responding, engage in a multi-turn internal debate within <think>...</think>. This debate is based on prior context and your own initiative|it explores possible questions, angles, or uncertainties, not necessarily responding to the user yet. Each line begins with a distinct, adjective-labelled voice (e.g., Curious voice:, Sceptical voice:), and the voices build on each other across multiple turns. After the internal debate, respond to the user's instruction within <answer>...</answer>. Respond strictly in the following format: <think> (Distinct, adjective-tagged voices in a meaningful debate) </think> <answer> (Formal response to the user's instruction) </answer>

Table 2: Normal system prompt used in the outcome reward framework.

System Prompt Text
A conversation between User and Assistant. The user asks a question, and the Assistant solves it. The assistant first thinks about the reasoning process in the mind and then provides the user with the answer. The reasoning process and answer are enclosed within <think> </think> and <answer> </answer> tags, respectively, i.e., <think> reasoning process here </think> <answer> answer here </answer>

Table 3: Evaluation prompt under **KAIROS** setting.

System Prompt Text
You are invited to participate in a Q&A. There are {number} other players invited along with you. Here are the previous Q&A history: ---- begin of history ---- {history} ---- end of history ---- Here are the current Q&A content: {current} Please give your answer in the following format without any other information: You: The best answer is: "(X) the content of the answer"

Table 4: Evaluation prompt under **Original** setting.

System Prompt Text

`You are invited to participate in a Q&A. Here are the current Q&A content:`
`{current}`
`Please give your answer in the following format without any other information:`
`You: The best answer is: "(X) the content of the answer"`

Table 5: Illustrative examples of reward components.

Component	**Metric**	**Example**
Correctness	Exact match / BLEU / BERTScore	The capital of France is Paris.
Format	Tag-compliance, LaTeX env. detection	Uses `<think>` … `</think>` correctly
Inner Voice – Presence	Regex for "I think", "Perhaps"	I wonder if … (detected)
Inner Voice – Distinct voices	Embedding-based clustering	Voice A: Analyst; Voice B: Checker
Inner Voice – Alt. turns	Count of non-consecutive turns/voice	A→B→A yields +1 bonus

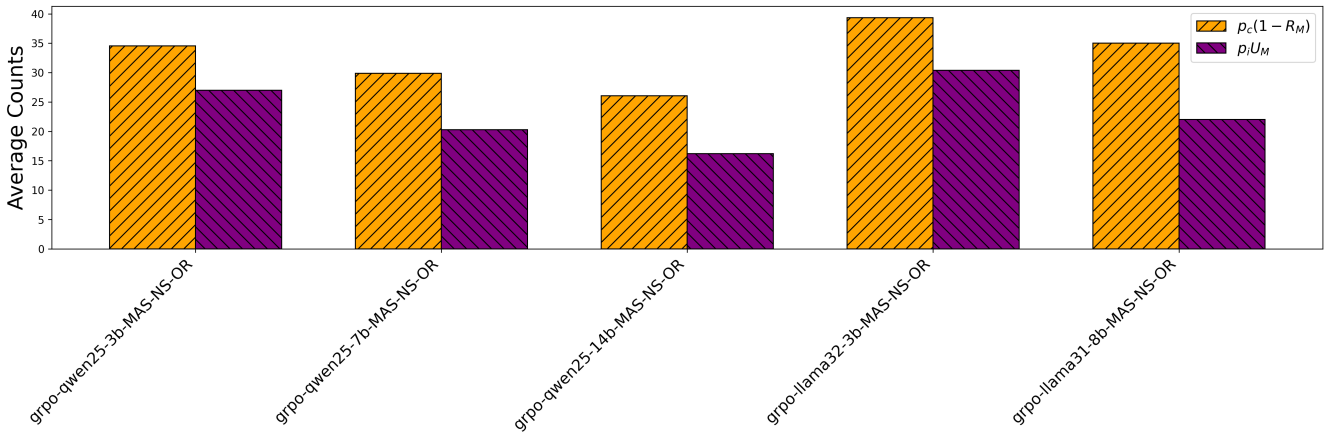

Figure 5: The comparison between the loss of correct predictions ($p_c(1 - R_M)$) against the gains from correcting errors ($p_i U_M$). Each pair of bars corresponds to a different model variant under the MAS-NS-OR setting.

Model	Type	Reasoning			Knowledge			Common Sense			Creativity		
		Original acc (↑)	KAIROS acc (↑)	O–K Δ (↓)	Original acc (↑)	KAIROS acc (↑)	O–K Δ (↓)	Original acc (↑)	KAIROS acc (↑)	O–K Δ (↓)	Original acc (↑)	KAIROS acc (↑)	O–K Δ (↓)
Qwen2.5-3B	Base	39.99%	41.90%	$+\mathbf{4.8}\%$	56.00%	57.22%	$+\mathbf{2.2}\%$	63.82%	61.86%	-3.1%	35.89%	37.54%	+4.6%
	SFT	42.78%	34.29%	-19.8%	47.46%	42.22%	-11.0%	61.56%	60.36%	$-\mathbf{1.9}\%$	52.70%	57.81%	+9.7%
	GRPO-MAS-DS-DR	55.80%	52.00%	-6.8%	58.07%	52.25%	-10.0%	65.31%	61.41%	-6.0%	39.64%	40.99%	+3.4%
	GRPO-MAS-NS-OR	64.40%	55.10%	-14.4%	61.81%	57.94%	-6.3%	68.32%	63.21%	-7.5%	50.75%	56.75%	$+\mathbf{11.8}\%$
Qwen2.5-7B	Base	46.39%	45.70%	-1.5%	63.64%	57.20%	-10.1%	71.17%	62.77%	-11.8%	58.86%	46.70%	-20.7%
	SFT	49.48%	39.80%	-19.6%	53.74%	43.87%	-18.4%	64.57%	47.15%	-27.0%	62.46%	47.30%	$-\mathbf{24.3}\%$
	GRPO-MAS-DS-DR	66.80%	61.90%	-7.3%	65.86%	61.22%	-7.0%	70.27%	68.17%	-3.0%	63.52%	56.91%	-10.4%
	GRPO-MAS-NS-OR	73.80%	72.90%	-1.2%	66.15%	60.75%	-8.2%	74.62%	62.61%	-16.1%	64.71%	61.87%	-4.4%
Qwen2.5-14B	Base	55.09%	52.89%	-4.0%	70.37%	69.34%	-1.5%	71.92%	65.77%	-8.6%	63.06%	48.50%	-23.1%
	SFT	58.29%	39.10%	$-\mathbf{32.9}\%$	67.83%	50.33%	$-\mathbf{25.8}\%$	69.37%	50.45%	$-\mathbf{27.3}\%$	69.37%	60.36%	-13.0%
	GRPO-MAS-DS-DR	77.80%	72.79%	-6.4%	75.14%	69.16%	-8.0%	79.13%	74.47%	-5.9%	69.07%	60.06%	-13.0%
	GRPO-MAS-NS-OR	82.70%	76.89%	-7.0%	76.49%	69.02%	-9.8%	77.32%	75.07%	-2.9%	66.06%	62.31%	-5.7%
Llama3.2-3B	Base	34.08%	32.49%	-4.7%	50.16%	48.09%	-4.1%	60.81%	50.75%	-16.5%	53.45%	49.55%	-7.3%
	SFT	36.18%	36.40%	+0.6%	41.03%	35.19%	-14.2%	55.11%	43.70%	-20.7%	51.35%	43.25%	-15.8%
	GRPO-MAS-DS-DR	36.18%	36.59%	+1.1%	52.40%	46.27%	-11.7%	63.52%	52.55%	-17.3%	59.61%	53.60%	-10.1%
	GRPO-MAS-NS-OR	44.78%	44.69%	-0.2%	51.64%	49.55%	-4.0%	67.11%	60.66%	-9.6%	64.87%	53.45%	-17.6%
Llama3.1-8B	Base	53.49%	38.69%	-27.7%	63.32%	59.91%	-5.4%	68.77%	62.61%	-9.0%	62.32%	58.11%	-6.8%
	SFT	44.68%	36.60%	-18.1%	38.31%	35.77%	-6.6%	59.46%	48.50%	-18.4%	57.21%	50.45%	-11.8%
	GRPO-MAS-DS-DR	51.28%	46.09%	-10.1%	59.73%	55.40%	-7.2%	67.86%	62.01%	-8.6%	67.42%	63.97%	-5.1%
	GRPO-MAS-NS-OR	59.49%	47.88%	-19.5%	59.56%	55.10%	-7.5%	69.37%	65.17%	-6.1%	68.92%	65.77%	-4.6%

Table 6: Evaluation of model robustness under KAIROS. The table summarises Original and KAIROS accuracies and their relative O–K Δ (percentage change) across multiple model families, sizes, and training strategies over four task dimensions. For each dimension, the maximum and minimum O–K Δ values are highlighted in bold.

Model	Type	BBH (n=334)			LiveCodeBench (n=333)			MATH-500 (n=333)		
		Original acc (↑)	KAIROS acc (↑)	O–K Δ (↓)	Original acc (↑)	KAIROS acc (↑)	O–K Δ (↓)	Original acc (↑)	KAIROS acc (↑)	O–K Δ (↓)
Qwen2.5-3B	Base	47.60%	47.01%	-0.60%	40.24%	42.04%	+1.80%	32.13%	36.64%	+4.50%
	Empowered	57.49%	43.11%	-14.37%	53.45%	41.44%	-12.01%	63.36%	34.23%	**-29.13%**
	Reflected	47.60%	47.60%	+0.00%	40.24%	42.04%	+1.80%	32.13%	31.53%	-0.60%
	SFT	58.08%	46.71%	-11.38%	43.24%	33.03%	-10.21%	27.03%	23.12%	-3.90%
	GRPO-MAS-DS-DR	54.79%	50.60%	-4.19%	57.06%	51.65%	-5.41%	55.56%	53.75%	-1.80%
	GRPO-MAS-NS-OR	65.27%	52.69%	-12.57%	63.06%	52.55%	-10.51%	64.86%	60.06%	-4.80%
	GRPO-nonMAS-DS-DR	63.47%	49.70%	-13.77%	62.46%	54.35%	-8.11%	56.46%	40.24%	-16.22%
	GRPO-nonMAS-NS-OR	68.56%	51.20%	-17.37%	63.36%	52.55%	-10.81%	62.76%	60.06%	-2.70%
	GRPO-MAS-DS-DR-LConf	55.69%	47.31%	-8.38%	49.55%	46.25%	-3.30%	51.65%	48.95%	-2.70%
	GRPO-MAS-DS-DR-LCorr	53.89%	47.01%	-6.89%	49.85%	45.95%	-3.90%	58.56%	55.26%	-3.30%
	GRPO-MAS-NS-OR-LConf	61.68%	46.41%	-15.27%	55.86%	48.05%	-7.81%	65.77%	57.36%	-8.41%
	GRPO-MAS-NS-OR-LCorr	61.98%	45.21%	-16.77%	61.56%	47.15%	-14.41%	64.86%	57.96%	-6.91%
Qwen2.5-7B	Base	58.68%	51.20%	-7.49%	49.25%	46.85%	-2.40%	31.23%	39.04%	+7.81%
	Empowered	60.78%	50.00%	-10.78%	76.58%	50.75%	-25.83%	66.97%	44.44%	-22.52%
	Reflected	58.68%	49.10%	-9.58%	49.25%	50.45%	+1.20%	31.23%	55.26%	**+24.02%**
	SFT	64.97%	43.71%	-21.26%	54.65%	39.34%	-15.32%	28.83%	36.34%	+7.51%
	GRPO-MAS-DS-DR	71.26%	66.77%	-4.49%	62.46%	61.56%	-0.90%	66.67%	57.36%	-9.31%
	GRPO-MAS-NS-OR	76.65%	74.25%	-2.40%	73.57%	70.57%	-3.00%	71.17%	73.87%	+2.70%
	GRPO-nonMAS-DS-DR	71.26%	59.58%	-11.68%	63.96%	62.46%	-1.50%	62.16%	57.66%	-4.50%
	GRPO-nonMAS-NS-OR	83.53%	65.27%	-18.26%	78.68%	64.86%	-13.81%	81.38%	67.57%	-13.81%
	GRPO-MAS-DS-DR-LConf	65.27%	56.89%	-8.38%	51.65%	56.46%	+4.80%	54.65%	52.85%	-1.80%
	GRPO-MAS-DS-DR-LCorr	62.57%	49.10%	-13.47%	59.16%	47.75%	-11.41%	59.76%	54.95%	-4.80%
	GRPO-MAS-NS-OR-LConf	72.16%	56.29%	-15.87%	75.98%	58.26%	-17.72%	76.28%	68.47%	-7.81%
	GRPO-MAS-NS-OR-LCorr	72.46%	52.40%	-20.06%	75.38%	61.26%	-14.11%	76.58%	69.67%	-6.91%
Qwen2.5-14B	Base	62.57%	59.28%	-3.29%	62.46%	55.56%	-6.91%	40.24%	43.84%	+3.60%
	Empowered	62.87%	61.38%	-1.50%	71.17%	59.16%	-12.01%	75.08%	72.97%	-2.10%
	Reflected	62.57%	59.28%	-3.29%	62.46%	54.35%	-8.11%	40.24%	49.55%	+9.31%
	SFT	70.96%	44.91%	-26.05%	68.77%	36.04%	**-32.73%**	35.14%	36.34%	+1.20%
	GRPO-MAS-DS-DR	82.04%	82.63%	**+0.60%**	78.68%	66.67%	-12.01%	72.67%	69.07%	-3.60%
	GRPO-MAS-NS-OR	86.53%	82.34%	-4.19%	83.48%	73.57%	-9.91%	78.08%	74.77%	-3.30%
	GRPO-nonMAS-DS-DR	80.24%	72.16%	-8.08%	75.38%	65.17%	-10.21%	66.37%	66.67%	+0.30%
	GRPO-nonMAS-NS-OR	86.53%	73.05%	-13.47%	86.49%	70.27%	-16.22%	80.48%	72.37%	-8.11%
	GRPO-MAS-DS-DR-LConf	74.85%	59.58%	-15.27%	69.07%	59.76%	-9.31%	60.96%	60.06%	-0.90%
	GRPO-MAS-DS-DR-LCorr	75.45%	44.91%	**-30.54%**	66.37%	47.15%	-19.22%	62.16%	51.95%	-10.21%
	GRPO-MAS-NS-OR-LConf	78.44%	61.98%	-16.47%	81.98%	66.07%	-15.92%	79.28%	66.07%	-13.21%
	GRPO-MAS-NS-OR-LCorr	78.44%	54.19%	-24.25%	77.18%	65.47%	-11.71%	75.68%	71.17%	-4.50%
Llama3.2-3B	Base	49.70%	46.71%	-2.99%	30.03%	24.02%	-6.01%	22.52%	26.73%	+4.20%
	Empowered	49.40%	44.61%	-4.79%	29.13%	25.53%	-3.60%	21.62%	22.52%	+0.90%
	Reflected	49.70%	35.93%	-13.77%	30.03%	29.13%	-0.90%	22.52%	21.02%	-1.50%
	SFT	55.09%	38.62%	-16.47%	34.53%	35.44%	+0.90%	18.92%	35.14%	+16.22%
	GRPO-MAS-DS-DR	53.59%	44.01%	-9.58%	27.33%	34.83%	+7.51%	27.63%	30.93%	+3.30%
	GRPO-MAS-NS-OR	61.38%	51.80%	-9.58%	33.63%	39.64%	+6.01%	39.34%	42.64%	+3.30%
	GRPO-nonMAS-DS-DR	62.87%	44.31%	-18.56%	33.03%	30.93%	-2.10%	39.34%	32.73%	-6.61%
	GRPO-nonMAS-NS-OR	60.78%	44.91%	-15.87%	43.54%	42.64%	-0.90%	47.45%	38.74%	-8.71%
	GRPO-MAS-DS-DR-LConf	55.99%	42.22%	-13.77%	29.13%	34.53%	+5.41%	30.93%	28.23%	-2.70%
	GRPO-MAS-DS-DR-LCorr	54.79%	46.11%	-8.68%	26.73%	34.83%	**+8.11%**	28.53%	33.63%	+5.11%
	GRPO-MAS-NS-OR-LConf	63.77%	52.69%	-11.08%	31.53%	38.14%	+6.61%	46.25%	40.54%	-5.71%
	GRPO-MAS-NS-OR-LCorr	63.77%	52.69%	-11.08%	31.53%	38.14%	+6.61%	46.25%	40.54%	-5.71%
Llama3.1-8B	Base	55.39%	47.31%	-8.08%	32.43%	37.84%	+5.41%	32.13%	29.43%	-2.70%
	Empowered	59.88%	46.71%	-13.17%	46.25%	40.54%	-5.71%	54.35%	28.83%	-25.53%
	Reflected	55.39%	40.72%	-14.67%	32.43%	33.33%	+0.90%	32.13%	22.52%	-9.61%
	SFT	63.47%	36.53%	-26.95%	49.55%	39.34%	-10.21%	21.02%	33.93%	+12.91%
	GRPO-MAS-DS-DR	65.57%	59.28%	-6.29%	44.44%	40.84%	-3.60%	43.84%	38.14%	-5.71%
	GRPO-MAS-NS-OR	69.16%	62.87%	-6.29%	60.36%	43.54%	-16.82%	48.95%	37.24%	-11.71%
	GRPO-nonMAS-DS-DR	64.37%	47.60%	-16.77%	47.15%	38.74%	-8.41%	34.53%	33.93%	-0.60%
	GRPO-nonMAS-NS-OR	74.25%	61.98%	-12.28%	58.86%	47.45%	-11.41%	48.05%	39.94%	-8.11%
	GRPO-MAS-DS-DR-LConf	65.27%	50.00%	-15.27%	40.54%	35.74%	-4.80%	33.33%	37.84%	+4.50%
	GRPO-MAS-DS-DR-LCorr	69.16%	43.41%	-25.75%	44.44%	41.14%	-3.30%	46.25%	40.54%	-5.71%
	GRPO-MAS-NS-OR-LConf	68.86%	54.79%	-14.07%	54.05%	38.14%	-15.92%	50.45%	42.04%	-8.41%
	GRPO-MAS-NS-OR-LCorr	71.86%	56.59%	-15.27%	49.85%	38.74%	-11.11%	48.65%	37.84%	-10.81%

Table 7: Overall results for the **Reasoning** category under KAIROS. **Bold** numbers mark per-dataset extreme (max/min) O–K Δ.

Model	Type	MMLU-Pro (n=335)			TruthfulQA (n=333)		
		Original acc (↑)	KAIROS acc (↑)	O–K Δ (↓)	Original acc (↑)	KAIROS acc (↑)	O–K Δ (↓)
Qwen2.5-3B	Base	54.33%	46.87%	-7.46%	57.66%	67.57%	+9.91%
	Empowered	61.19%	46.27%	-14.93%	56.46%	67.87%	**+11.41%**
	Reflected	54.33%	48.36%	-5.97%	57.66%	60.66%	+3.00%
	SFT	48.96%	41.19%	-7.76%	45.95%	43.24%	-2.70%
	GRPO-MAS-DS-DR	61.49%	52.84%	-8.66%	54.65%	51.65%	-3.00%
	GRPO-MAS-NS-OR	65.67%	58.81%	-6.87%	57.96%	57.06%	-0.90%
	GRPO-nonMAS-DS-DR	62.39%	52.54%	-9.85%	56.16%	55.86%	-0.30%
	GRPO-nonMAS-NS-OR	64.78%	53.73%	-11.04%	55.26%	46.55%	-8.71%
	GRPO-MAS-DS-DR-LConf	59.10%	50.75%	-8.36%	54.95%	50.15%	-4.80%
	GRPO-MAS-DS-DR-LCorr	65.97%	47.16%	-18.81%	54.35%	41.44%	-12.91%
	GRPO-MAS-NS-OR-LConf	68.06%	52.24%	-15.82%	57.06%	50.15%	-6.91%
	GRPO-MAS-NS-OR-LCorr	66.57%	45.67%	-20.90%	55.86%	43.54%	-12.31%
Qwen2.5-7B	Base	60.00%	51.04%	-8.96%	67.27%	63.36%	-3.90%
	Empowered	63.58%	57.01%	-6.57%	66.97%	65.47%	-1.50%
	Reflected	60.00%	59.40%	**-0.60%**	67.27%	64.56%	-2.70%
	SFT	54.93%	41.19%	-13.73%	52.55%	46.55%	-6.01%
	GRPO-MAS-DS-DR	68.06%	63.58%	-4.48%	63.66%	58.86%	-4.80%
	GRPO-MAS-NS-OR	71.94%	68.36%	-3.58%	60.36%	53.15%	-7.21%
	GRPO-nonMAS-DS-DR	68.96%	60.00%	-8.96%	59.16%	58.56%	-0.60%
	GRPO-nonMAS-NS-OR	76.42%	62.69%	-13.73%	59.76%	53.15%	-6.61%
	GRPO-MAS-DS-DR-LConf	65.37%	57.01%	-8.36%	64.56%	52.85%	-11.71%
	GRPO-MAS-DS-DR-LCorr	68.96%	52.54%	-16.42%	62.46%	44.44%	-18.02%
	GRPO-MAS-NS-OR-LConf	74.03%	61.19%	-12.84%	66.97%	55.26%	-11.71%
	GRPO-MAS-NS-OR-LCorr	74.03%	57.61%	-16.42%	66.07%	41.74%	**-24.32%**
Qwen2.5-14B	Base	67.16%	61.19%	-5.97%	73.57%	77.48%	+3.90%
	Empowered	69.55%	63.88%	-5.67%	76.28%	77.78%	+1.50%
	Reflected	67.16%	66.27%	-0.90%	73.57%	72.07%	-1.50%
	SFT	64.48%	42.39%	-22.09%	71.17%	58.26%	-12.91%
	GRPO-MAS-DS-DR	77.31%	68.96%	-8.36%	72.97%	69.37%	-3.60%
	GRPO-MAS-NS-OR	78.51%	67.16%	-11.34%	74.47%	70.87%	-3.60%
	GRPO-nonMAS-DS-DR	77.61%	65.07%	-12.54%	69.37%	66.97%	-2.40%
	GRPO-nonMAS-NS-OR	78.81%	68.66%	-10.15%	71.77%	66.07%	-5.71%
	GRPO-MAS-DS-DR-LConf	72.24%	63.88%	-8.36%	73.27%	72.97%	-0.30%
	GRPO-MAS-DS-DR-LCorr	71.64%	49.55%	-22.09%	69.37%	49.85%	-19.52%
	GRPO-MAS-NS-OR-LConf	79.40%	61.79%	-17.61%	72.07%	59.46%	-12.61%
	GRPO-MAS-NS-OR-LCorr	80.00%	54.93%	**-25.07%**	63.36%	37.84%	**-25.53%**
Llama3.2-3B	Base	48.06%	38.21%	-9.85%	52.25%	57.96%	+5.71%
	Empowered	47.46%	39.70%	-7.76%	56.16%	61.56%	+5.41%
	Reflected	48.06%	34.03%	-14.03%	52.25%	37.24%	-15.02%
	SFT	38.81%	34.33%	-4.48%	43.24%	36.04%	-7.21%
	GRPO-MAS-DS-DR	50.15%	44.18%	-5.97%	54.65%	48.35%	-6.31%
	GRPO-MAS-NS-OR	53.73%	48.36%	-5.37%	49.55%	50.75%	+1.20%
	GRPO-nonMAS-DS-DR	52.84%	40.30%	-12.54%	57.06%	49.25%	-7.81%
	GRPO-nonMAS-NS-OR	57.91%	45.97%	-11.94%	55.26%	55.86%	+0.60%
	GRPO-MAS-DS-DR-LConf	50.15%	38.21%	-11.94%	54.95%	54.95%	+0.00%
	GRPO-MAS-DS-DR-LCorr	53.13%	46.27%	-6.87%	55.26%	46.55%	-8.71%
	GRPO-MAS-NS-OR-LConf	55.82%	45.37%	-10.45%	50.75%	50.15%	-0.60%
	GRPO-MAS-NS-OR-LCorr	55.82%	45.37%	-10.45%	50.75%	50.15%	-0.60%
Llama3.1-8B	Base	60.60%	48.66%	-11.94%	58.26%	69.37%	+11.11%
	Empowered	64.48%	51.04%	-13.43%	62.16%	68.77%	+6.61%
	Reflected	60.60%	48.66%	-11.94%	58.26%	52.25%	-6.01%
	SFT	44.48%	37.01%	-7.46%	32.13%	34.53%	+2.40%
	GRPO-MAS-DS-DR	62.09%	52.84%	-9.25%	57.36%	57.96%	+0.60%
	GRPO-MAS-NS-OR	65.37%	51.94%	-13.43%	53.75%	58.26%	+4.50%
	GRPO-nonMAS-DS-DR	60.00%	49.55%	-10.45%	56.76%	61.56%	+4.80%
	GRPO-nonMAS-NS-OR	65.97%	52.84%	-13.13%	43.54%	52.85%	+9.31%
	GRPO-MAS-DS-DR-LConf	61.19%	49.25%	-11.94%	58.86%	60.96%	+2.10%
	GRPO-MAS-DS-DR-LCorr	63.58%	42.99%	-20.60%	56.76%	52.55%	-4.20%
	GRPO-MAS-NS-OR-LConf	64.48%	53.73%	-10.75%	54.35%	48.95%	-5.41%
	GRPO-MAS-NS-OR-LCorr	64.48%	54.33%	-10.15%	57.06%	56.76%	-0.30%

Table 8: Overall results for the **Knowledge** category under KAIROS. **Bold** numbers mark per-dataset extreme (max/min) O–K Δ.

Model	Type	CommonSenseQA (n=333)			Social IQa (n=333)		
		Original acc (↑)	KAIROS acc (↑)	O–K Δ (↓)	Original acc (↑)	KAIROS acc (↑)	O–K Δ (↓)
Qwen2.5-3B	Base	57.36%	59.16%	+1.80%	70.27%	64.56%	-5.71%
	Empowered	58.86%	59.16%	+0.30%	70.87%	63.66%	-7.21%
	Reflected	57.36%	58.26%	+0.90%	70.27%	56.46%	-13.81%
	SFT	52.85%	60.36%	**+7.51%**	70.27%	60.36%	-9.91%
	GRPO-MAS-DS-DR	62.16%	58.26%	-3.90%	68.47%	64.56%	-3.90%
	GRPO-MAS-NS-OR	65.17%	63.96%	-1.20%	71.47%	62.46%	-9.01%
	GRPO-nonMAS-DS-DR	60.96%	54.65%	-6.31%	72.97%	63.06%	-9.91%
	GRPO-nonMAS-NS-OR	63.36%	60.36%	-3.00%	72.37%	61.56%	-10.81%
	GRPO-MAS-DS-DR-LConf	61.56%	58.86%	-2.70%	70.87%	60.96%	-9.91%
	GRPO-MAS-DS-DR-LCorr	61.56%	58.86%	-2.70%	68.77%	45.65%	-23.12%
	GRPO-MAS-NS-OR-LConf	61.86%	61.86%	+0.00%	72.97%	56.16%	-16.82%
	GRPO-MAS-NS-OR-LCorr	64.26%	55.56%	-8.71%	72.37%	43.54%	-28.83%
Qwen2.5-7B	Base	68.17%	56.76%	-11.41%	74.17%	68.77%	-5.41%
	Empowered	65.77%	57.36%	-8.41%	75.08%	69.97%	-5.11%
	Reflected	68.17%	61.56%	-6.61%	74.17%	72.97%	**-1.20%**
	SFT	60.96%	44.14%	-16.82%	68.17%	50.15%	-18.02%
	GRPO-MAS-DS-DR	69.07%	67.87%	-1.20%	71.47%	68.47%	-3.00%
	GRPO-MAS-NS-OR	75.08%	59.16%	-15.92%	74.17%	66.07%	-8.11%
	GRPO-nonMAS-DS-DR	68.47%	65.17%	-3.30%	71.17%	61.56%	-9.61%
	GRPO-nonMAS-NS-OR	76.28%	57.66%	-18.62%	75.98%	54.05%	-21.92%
	GRPO-MAS-DS-DR-LConf	69.97%	55.56%	-14.41%	72.97%	56.16%	-16.82%
	GRPO-MAS-DS-DR-LCorr	71.47%	57.36%	-14.11%	73.27%	45.65%	-27.63%
	GRPO-MAS-NS-OR-LConf	73.87%	63.96%	-9.91%	76.28%	59.76%	-16.52%
	GRPO-MAS-NS-OR-LCorr	76.88%	49.55%	-27.33%	74.77%	42.04%	**-32.73%**
Qwen2.5-14B	Base	69.37%	64.56%	-4.80%	74.47%	66.97%	-7.51%
	Empowered	70.57%	69.37%	-1.20%	73.57%	69.07%	-4.50%
	Reflected	69.37%	64.86%	-4.50%	74.47%	69.07%	-5.41%
	SFT	68.47%	52.85%	-15.62%	70.27%	48.05%	**-22.22%**
	GRPO-MAS-DS-DR	83.18%	77.18%	-6.01%	75.08%	71.77%	-3.30%
	GRPO-MAS-NS-OR	81.38%	78.08%	-3.30%	73.27%	72.07%	**-1.20%**
	GRPO-nonMAS-DS-DR	80.48%	63.96%	-16.52%	75.68%	65.77%	-9.91%
	GRPO-nonMAS-NS-OR	82.28%	63.96%	-18.32%	76.58%	64.56%	-12.01%
	GRPO-MAS-DS-DR-LConf	76.88%	68.77%	-8.11%	75.98%	61.56%	-14.41%
	GRPO-MAS-DS-DR-LCorr	76.28%	48.35%	-27.93%	72.67%	42.04%	-30.63%
	GRPO-MAS-NS-OR-LConf	81.08%	62.46%	-18.62%	76.28%	56.16%	-20.12%
	GRPO-MAS-NS-OR-LCorr	82.58%	48.35%	**-34.23%**	73.57%	44.74%	-28.83%
Llama3.2-3B	Base	57.66%	50.75%	-6.91%	63.96%	50.75%	-13.21%
	Empowered	59.76%	51.65%	-8.11%	64.86%	55.86%	-9.01%
	Reflected	57.66%	49.55%	-8.11%	63.96%	47.15%	-16.82%
	SFT	52.55%	48.65%	-3.90%	57.66%	38.74%	-18.92%
	GRPO-MAS-DS-DR	59.16%	49.85%	-9.31%	67.87%	55.26%	-12.61%
	GRPO-MAS-NS-OR	62.16%	60.36%	-1.80%	72.07%	60.96%	-11.11%
	GRPO-nonMAS-DS-DR	59.46%	49.85%	-9.61%	67.87%	56.46%	-11.41%
	GRPO-nonMAS-NS-OR	57.96%	57.36%	-0.60%	73.27%	56.76%	-16.52%
	GRPO-MAS-DS-DR-LConf	57.66%	51.95%	-5.71%	67.27%	52.25%	-15.02%
	GRPO-MAS-DS-DR-LCorr	57.06%	50.75%	-6.31%	67.87%	45.35%	-22.52%
	GRPO-MAS-NS-OR-LConf	65.47%	56.46%	-9.01%	71.47%	53.45%	-18.02%
	GRPO-MAS-NS-OR-LCorr	65.47%	56.46%	-9.01%	71.47%	53.45%	-18.02%
Llama3.1-8B	Base	68.17%	60.66%	-7.51%	73.27%	62.76%	-10.51%
	Empowered	65.47%	59.76%	-5.71%	72.07%	65.47%	-6.61%
	Reflected	68.17%	50.15%	-18.02%	73.27%	54.95%	-18.32%
	SFT	53.15%	53.45%	+0.30%	65.77%	43.54%	-22.22%
	GRPO-MAS-DS-DR	63.66%	61.26%	-2.40%	72.07%	62.76%	-9.31%
	GRPO-MAS-NS-OR	66.37%	63.96%	-2.40%	72.37%	66.37%	-6.01%
	GRPO-nonMAS-DS-DR	67.27%	55.86%	-11.41%	75.08%	56.76%	-18.32%
	GRPO-nonMAS-NS-OR	69.67%	66.07%	-3.60%	73.57%	57.36%	-16.22%
	GRPO-MAS-DS-DR-LConf	65.77%	64.56%	-1.20%	71.77%	57.36%	-14.41%
	GRPO-MAS-DS-DR-LCorr	65.17%	59.16%	-6.01%	70.87%	46.85%	-24.02%
	GRPO-MAS-NS-OR-LConf	67.87%	63.96%	-3.90%	70.87%	60.66%	-10.21%
	GRPO-MAS-NS-OR-LCorr	72.37%	63.96%	-8.41%	72.07%	58.56%	-13.51%

Table 9: Overall results for the **Common Sense** category under KAIROS. **Bold** numbers mark per-dataset extreme (max/min) O–K Δ.

Model	Type	BrainTeaser (n=333)			MacGyver (n=333)		
		Original acc (↑)	KAIROS acc (↑)	O–K Δ (↓)	Original acc (↑)	KAIROS acc (↑)	O–K Δ (↓)
Qwen2.5-3B	Base	37.54%	30.63%	-6.91%	34.23%	44.44%	+10.21%
	Empowered	41.74%	30.63%	-11.11%	41.14%	44.44%	+3.30%
	Reflected	37.54%	23.42%	-14.11%	34.23%	57.06%	**+22.82%**
	SFT	54.35%	43.24%	-11.11%	51.05%	72.37%	+21.32%
	GRPO-MAS-DS-DR	35.14%	33.63%	-1.50%	44.14%	48.35%	+4.20%
	GRPO-MAS-NS-OR	39.04%	41.44%	+2.40%	62.46%	72.07%	+9.61%
	GRPO-nonMAS-DS-DR	36.94%	35.44%	-1.50%	46.55%	55.56%	+9.01%
	GRPO-nonMAS-NS-OR	44.44%	34.23%	-10.21%	69.67%	63.96%	-5.71%
	GRPO-MAS-DS-DR-LConf	28.53%	28.53%	+0.00%	40.84%	47.75%	+6.91%
	GRPO-MAS-DS-DR-LCorr	33.03%	33.93%	+0.90%	54.05%	51.95%	-2.10%
	GRPO-MAS-NS-OR-LConf	38.74%	38.14%	-0.60%	63.96%	60.66%	-3.30%
	GRPO-MAS-NS-OR-LCorr	35.44%	31.53%	-3.90%	59.16%	57.06%	-2.10%
Qwen2.5-7B	Base	42.94%	47.45%	+4.50%	74.77%	45.95%	-28.83%
	Empowered	44.14%	46.25%	+2.10%	71.77%	45.35%	-26.43%
	Reflected	42.94%	42.94%	+0.00%	74.77%	41.74%	-33.03%
	SFT	64.86%	48.65%	-16.22%	60.06%	45.95%	-14.11%
	GRPO-MAS-DS-DR	50.45%	54.35%	+3.90%	76.58%	59.46%	-17.12%
	GRPO-MAS-NS-OR	54.65%	55.86%	+1.20%	74.77%	67.87%	-6.91%
	GRPO-nonMAS-DS-DR	51.05%	47.15%	-3.90%	63.96%	61.56%	-2.40%
	GRPO-nonMAS-NS-OR	48.95%	41.14%	-7.81%	73.57%	52.55%	-21.02%
	GRPO-MAS-DS-DR-LConf	46.55%	43.24%	-3.30%	72.07%	49.55%	-22.52%
	GRPO-MAS-DS-DR-LCorr	43.24%	42.04%	-1.20%	68.77%	54.95%	-13.81%
	GRPO-MAS-NS-OR-LConf	46.85%	38.74%	-8.11%	74.47%	49.55%	-24.92%
	GRPO-MAS-NS-OR-LCorr	48.05%	41.14%	-6.91%	79.28%	58.86%	-20.42%
Qwen2.5-14B	Base	52.25%	48.05%	-4.20%	73.87%	48.95%	-24.92%
	Empowered	46.25%	44.74%	-1.50%	68.77%	44.14%	-24.62%
	Reflected	52.25%	44.74%	-7.51%	73.87%	52.55%	-21.32%
	SFT	70.87%	60.96%	-9.91%	67.87%	59.76%	-8.11%
	GRPO-MAS-DS-DR	61.56%	59.76%	-1.80%	76.58%	60.36%	-16.22%
	GRPO-MAS-NS-OR	60.36%	63.36%	+3.00%	71.77%	61.26%	-10.51%
	GRPO-nonMAS-DS-DR	57.96%	53.45%	-4.50%	72.07%	43.24%	-28.83%
	GRPO-nonMAS-NS-OR	60.66%	54.35%	-6.31%	74.17%	55.86%	-18.32%
	GRPO-MAS-DS-DR-LConf	56.16%	52.55%	-3.60%	71.47%	48.65%	-22.82%
	GRPO-MAS-DS-DR-LCorr	45.05%	35.74%	-9.31%	78.68%	42.34%	**-36.34%**
	GRPO-MAS-NS-OR-LConf	59.16%	51.95%	-7.21%	65.47%	58.26%	-7.21%
	GRPO-MAS-NS-OR-LCorr	58.56%	45.05%	-13.51%	67.57%	47.75%	-19.82%
Llama3.2-3B	Base	43.54%	42.34%	-1.20%	63.36%	56.76%	-6.61%
	Empowered	37.84%	43.54%	**+5.71%**	69.67%	57.36%	-12.31%
	Reflected	43.54%	34.83%	-8.71%	63.36%	56.76%	-6.61%
	SFT	48.05%	37.54%	-10.51%	54.65%	48.95%	-5.71%
	GRPO-MAS-DS-DR	49.25%	43.84%	-5.41%	69.97%	63.36%	-6.61%
	GRPO-MAS-NS-OR	51.95%	45.35%	-6.61%	77.78%	61.56%	-16.22%
	GRPO-nonMAS-DS-DR	49.85%	39.94%	-9.91%	77.18%	60.96%	-16.22%
	GRPO-nonMAS-NS-OR	49.55%	43.54%	-6.01%	77.78%	66.37%	-11.41%
	GRPO-MAS-DS-DR-LConf	44.14%	40.84%	-3.30%	75.08%	59.46%	-15.62%
	GRPO-MAS-DS-DR-LCorr	46.85%	42.34%	-4.50%	77.48%	67.27%	-10.21%
	GRPO-MAS-NS-OR-LConf	48.05%	36.04%	-12.01%	77.48%	62.16%	-15.32%
	GRPO-MAS-NS-OR-LCorr	48.05%	36.04%	-12.01%	77.48%	62.16%	-15.32%
Llama3.1-8B	Base	52.55%	45.35%	-7.21%	75.68%	71.47%	-4.20%
	Empowered	47.75%	43.54%	-4.20%	76.88%	72.67%	-4.20%
	Reflected	52.55%	29.73%	**-22.82%**	75.68%	33.03%	**-42.64%**
	SFT	63.36%	50.75%	-12.61%	51.05%	50.15%	-0.90%
	GRPO-MAS-DS-DR	57.96%	51.35%	-6.61%	76.88%	76.58%	-0.30%
	GRPO-MAS-NS-OR	59.46%	59.16%	-0.30%	78.38%	72.37%	-6.01%
	GRPO-nonMAS-DS-DR	52.25%	45.05%	-7.21%	75.98%	52.55%	-23.42%
	GRPO-nonMAS-NS-OR	62.16%	55.56%	-6.61%	78.08%	71.17%	-6.91%
	GRPO-MAS-DS-DR-LConf	55.26%	48.65%	-6.61%	76.58%	66.37%	-10.21%
	GRPO-MAS-DS-DR-LCorr	53.45%	45.65%	-7.81%	77.18%	56.46%	-20.72%
	GRPO-MAS-NS-OR-LConf	54.65%	47.75%	-6.91%	77.48%	76.88%	-0.60%
	GRPO-MAS-NS-OR-LCorr	61.56%	53.15%	-8.41%	78.38%	66.07%	-12.31%

Table 10: Overall results for the **Creativity** category under KAIROS. **Bold** numbers mark per-dataset extreme (max/min) O–K Δ.

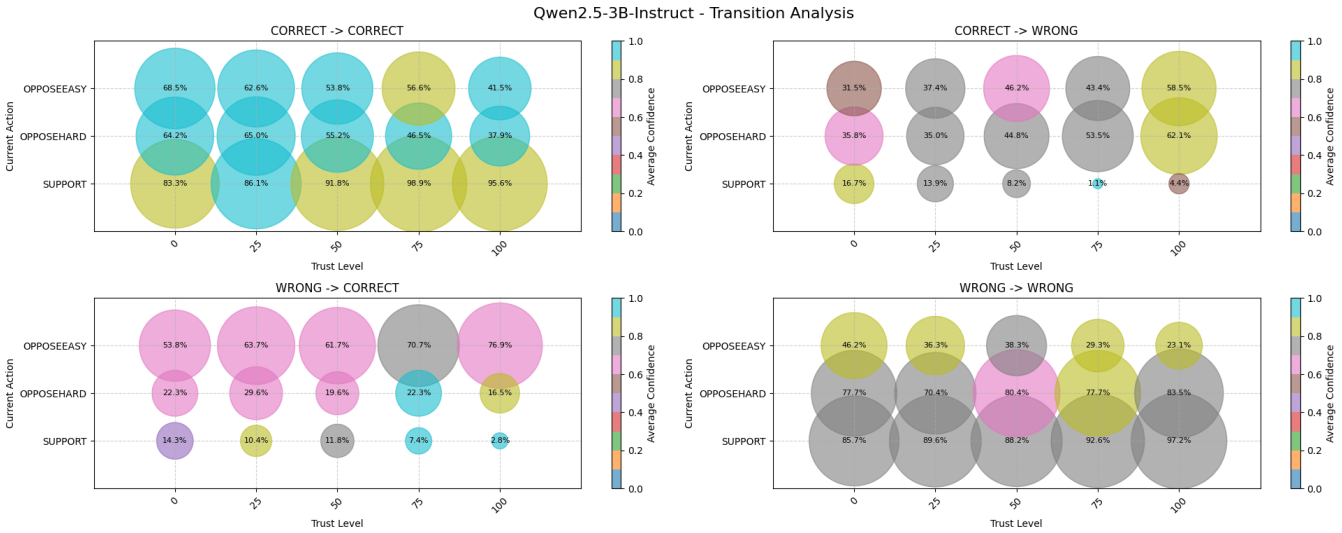

(a) Qwen2.5-3B-Instruct

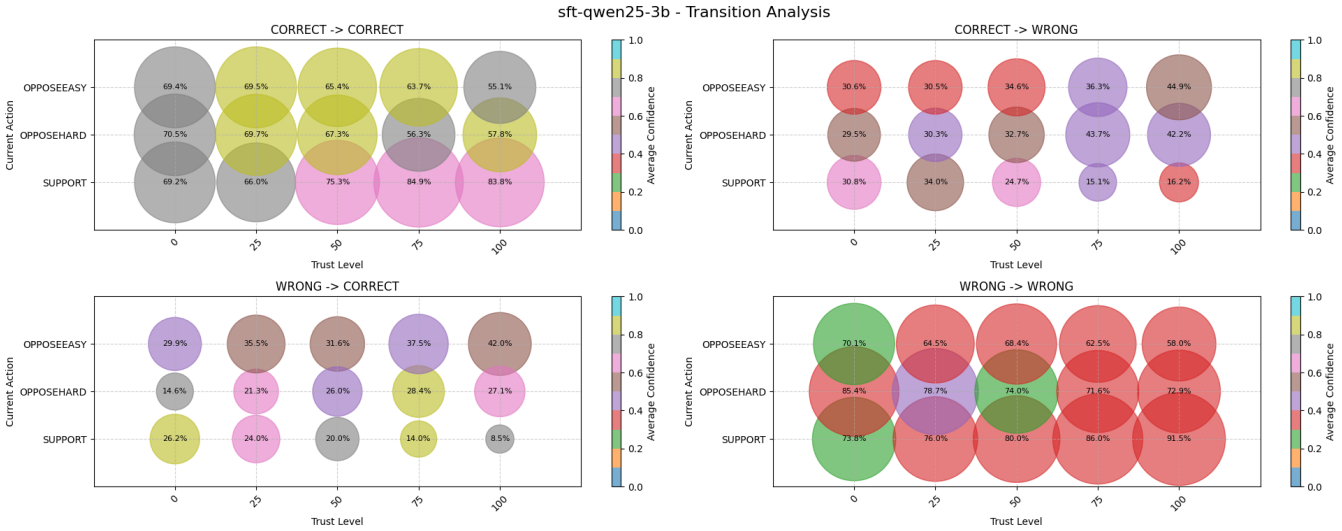

(b) SFT-Qwen25-3B

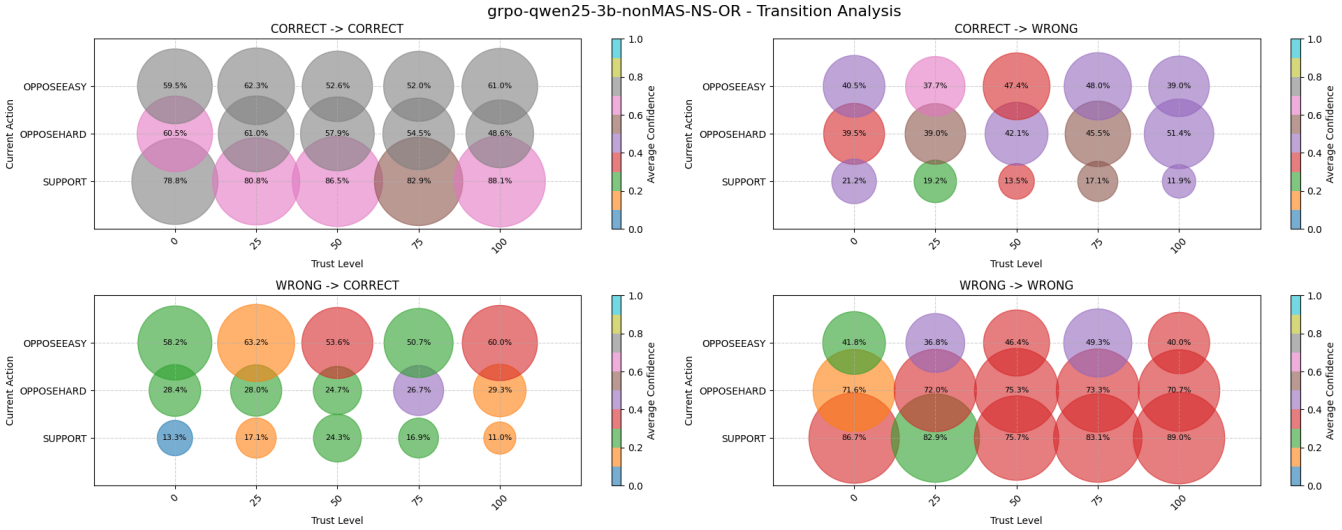

(c) GRPO-Qwen25-3B-nonMAS-NS-OR

Figure 6: Transition analysis of **Qwen2.5-3B** models under three training settings: INSTRUCT (top), SFT (middle), and GRPO (bottom). Each figure visualises transitions between historical correctness and current model prediction outcomes across varying dialogue trust levels (0, 25, 50, 75, 100) and other-agent actions (SUPPORT, OPPOSEEASY, OPPOSEHARD). Each quadrant in a plot corresponds to: **Top-left**: Correct→Correct, **Top-right**: Correct→Wrong, **Bottom-left**: Wrong→Correct, **Bottom-right**: Wrong→Wrong. Bubble size represents the transition frequency (proportion), and colour intensity indicates average model confidence.

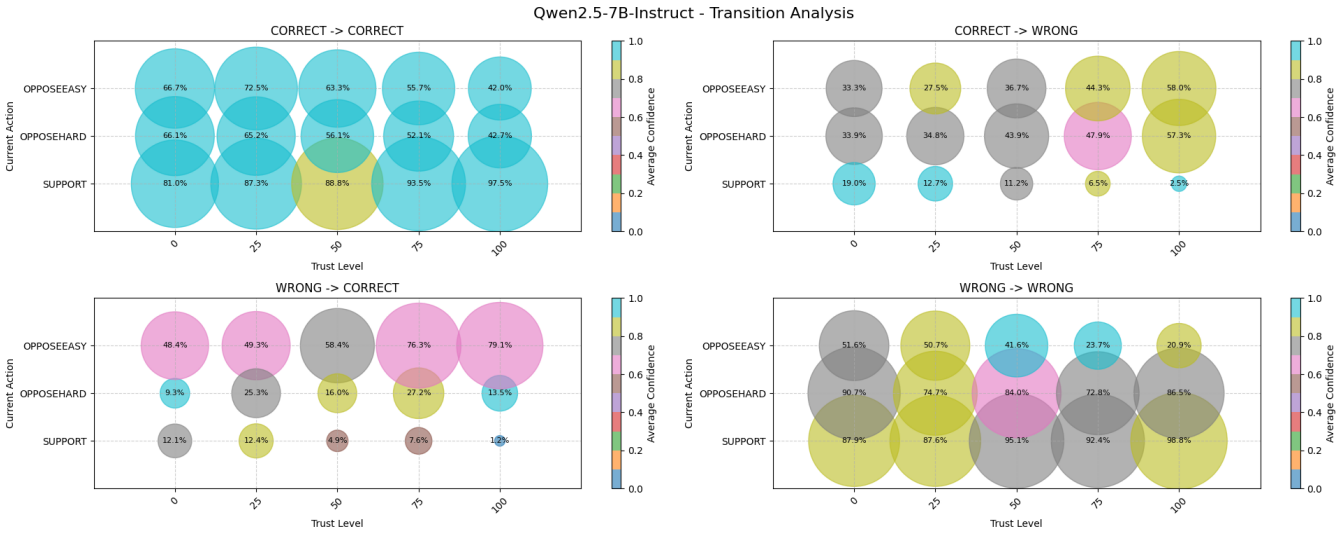

(a) Qwen2.5-7B-Instruct

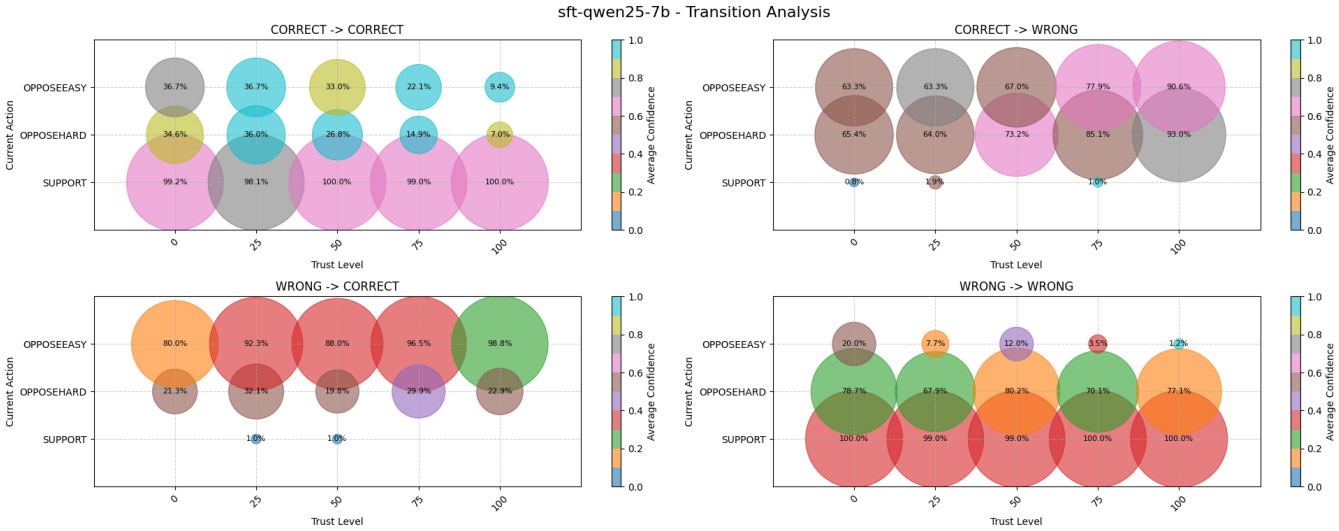

(b) SFT-Qwen25-7B

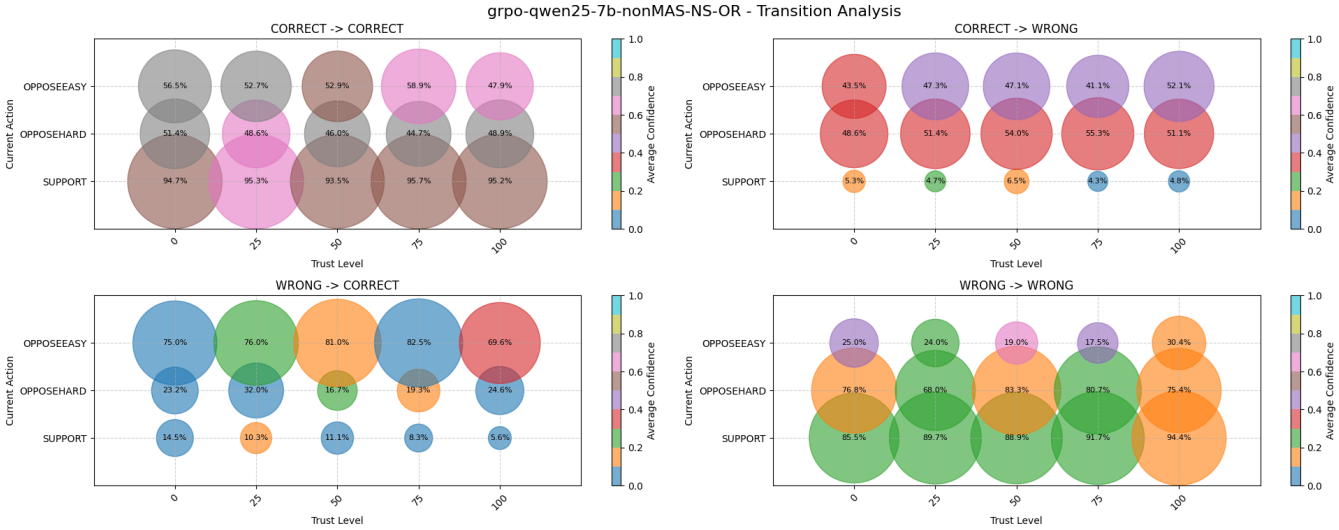

(c) GRPO-Qwen25-7B-nonMAS-NS-OR

Figure 7: Transition analysis for Qwen2.5-7B group. See Figure 6 caption for detailed explanation.

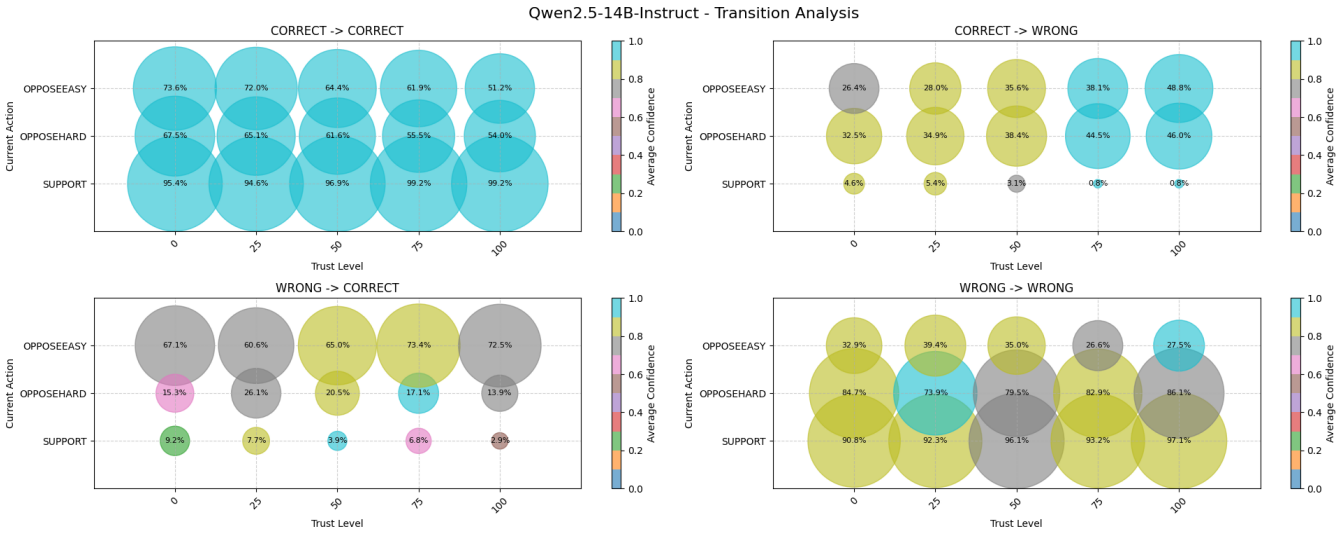

(a) Qwen2.5-14B-Instruct

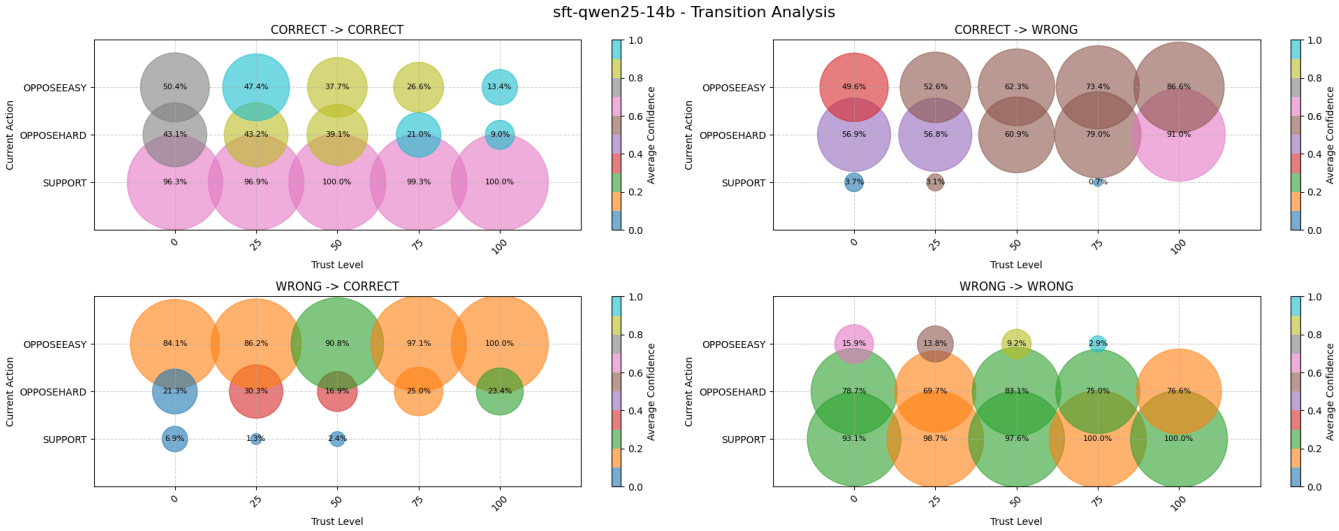

(b) SFT-Qwen25-14B

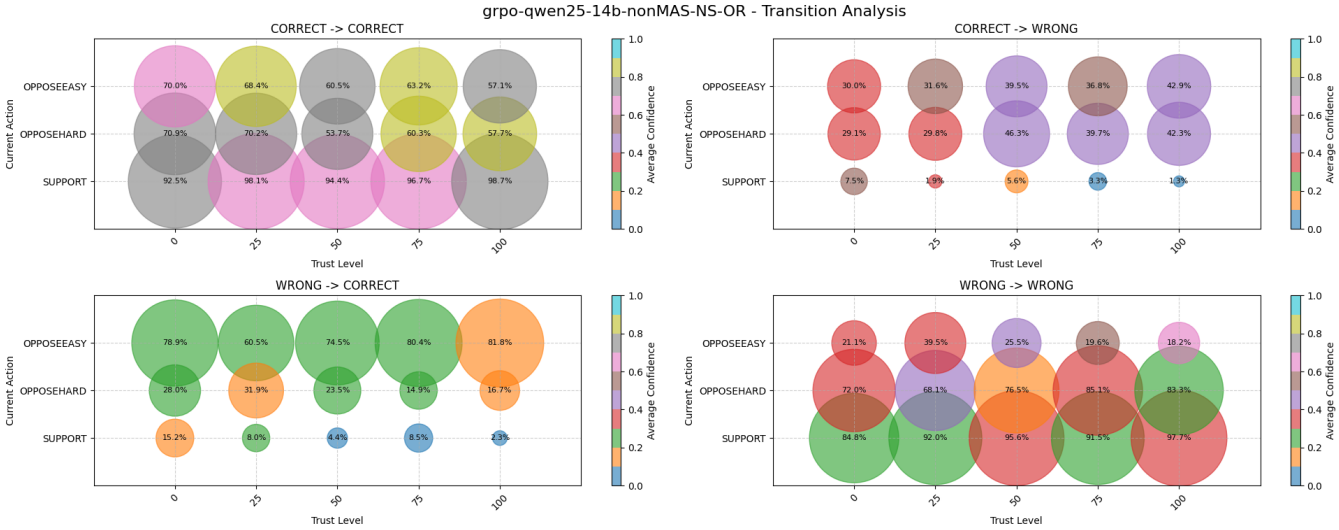

(c) GRPO-Qwen25-14B-nonMAS-NS-OR

Figure 8: Transition analysis for Qwen2.5-14B group. See Figure 6 caption for detailed explanation.

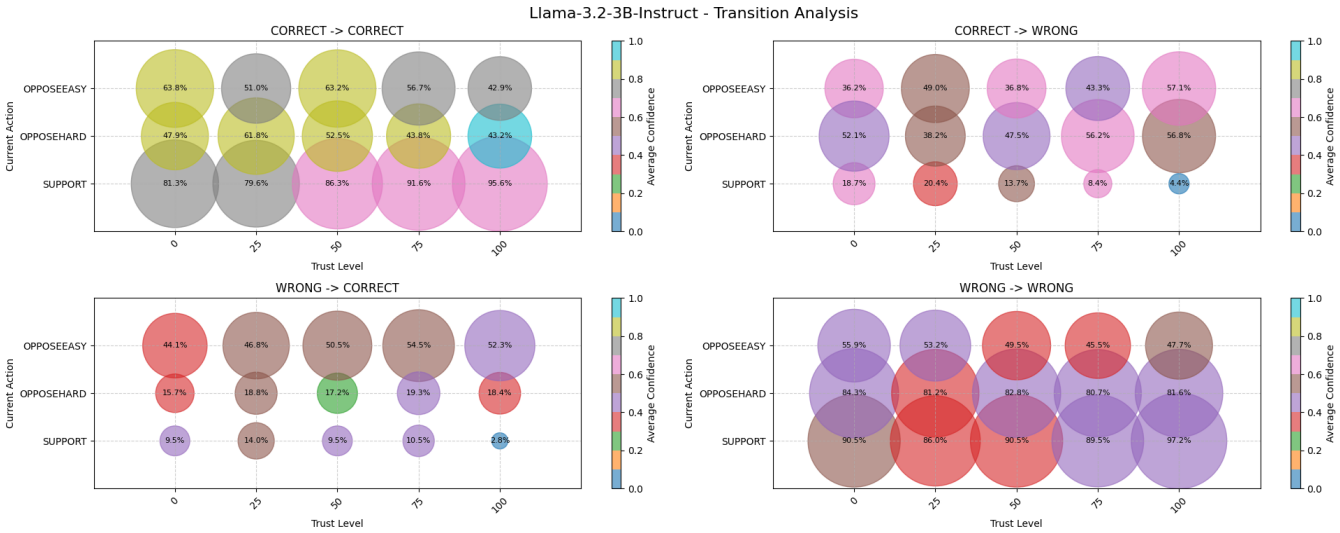

(a) Llama-3.2-3B-Instruct

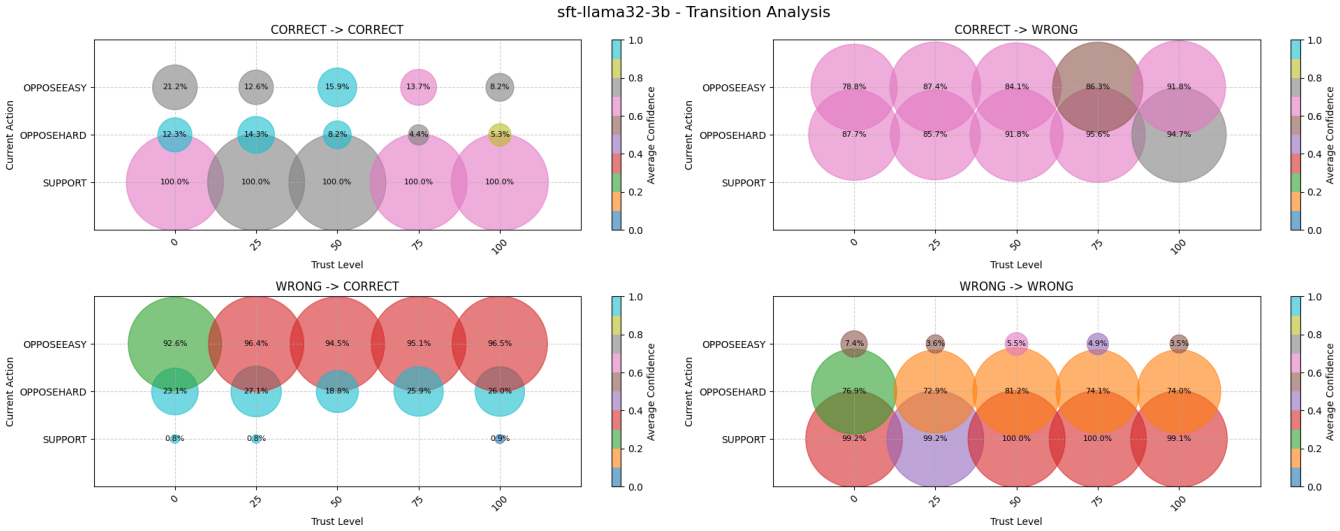

(b) SFT-Llama-3.2-3B

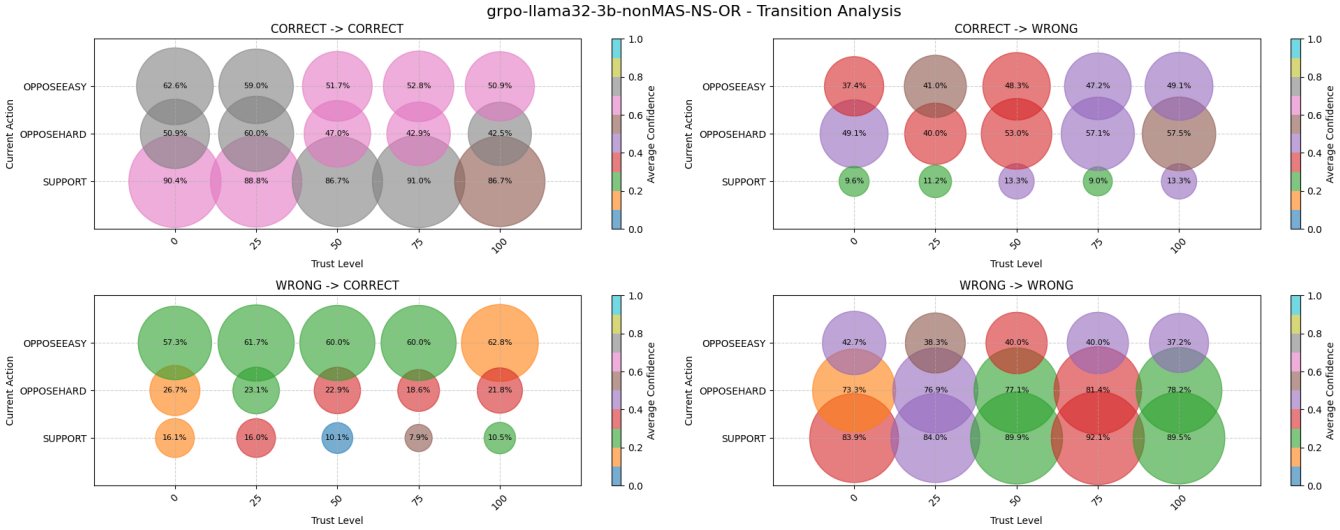

(c) GRPO-Llama-3.2-3B-nonMAS-NS-OR

Figure 9: Transition analysis for Llama-3.2-3B group. See Figure 6 caption for detailed explanation.

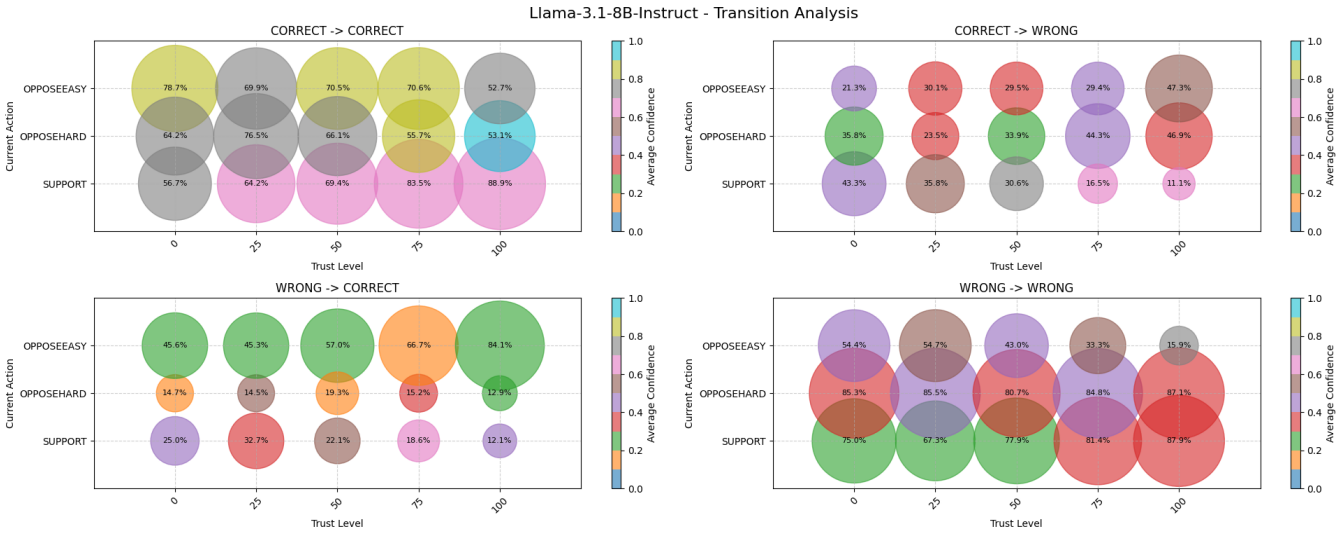

(a) Llama-3.1-8B-Instruct

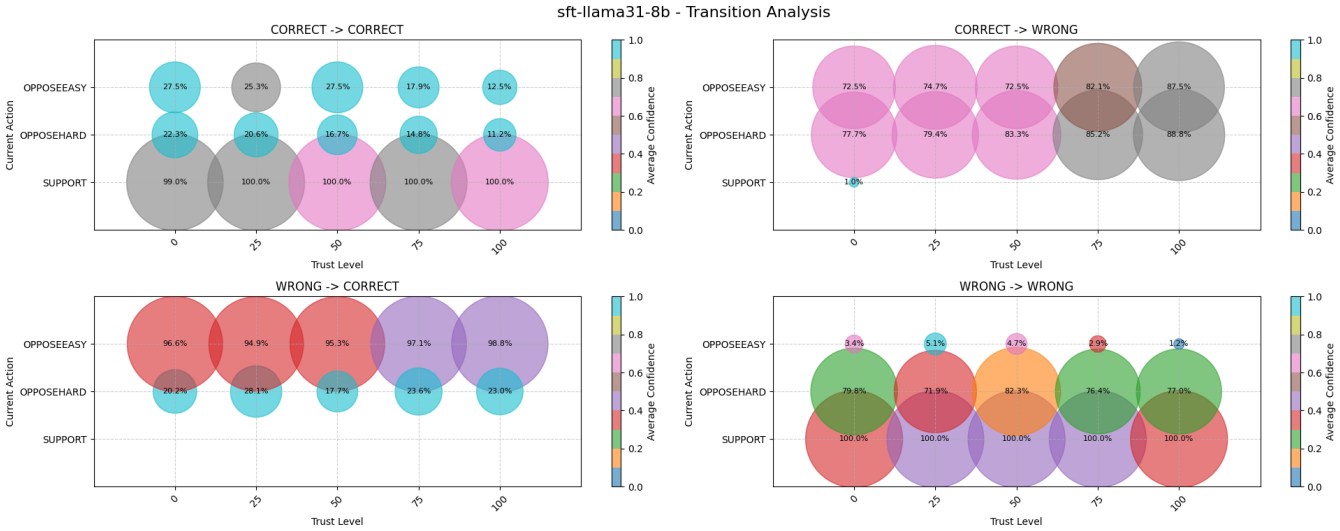

(b) SFT-Llama-3.1-8B

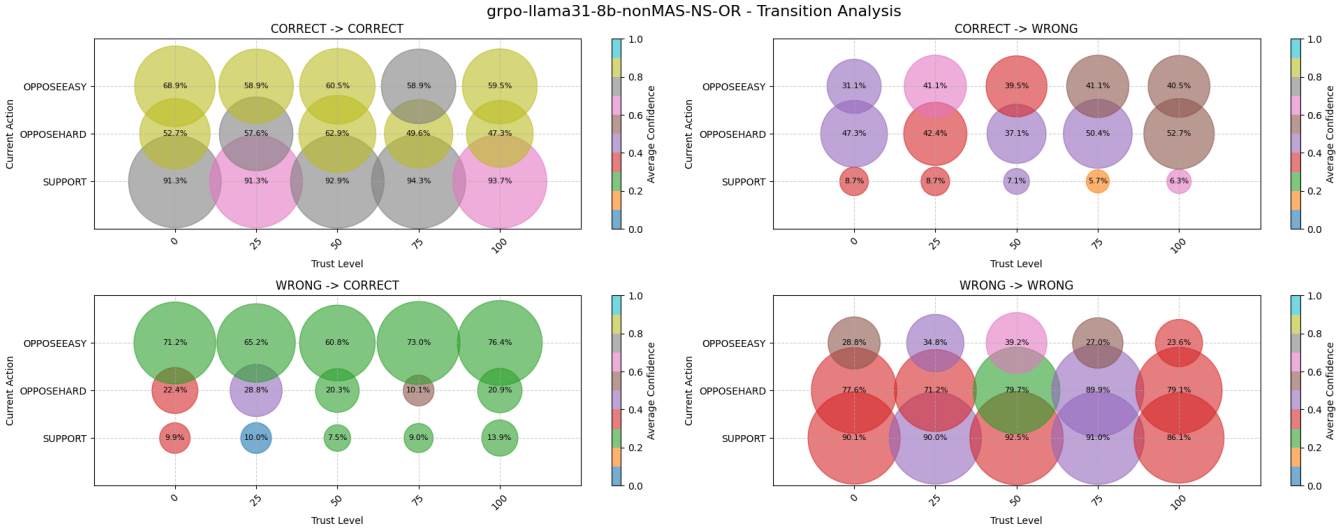

(c) GRPO-Llama-3.1-8B-nonMAS-NS-OR

Figure 10: Transition analysis for Llama-3.1-8B group. See Figure 6 caption for detailed explanation.