

# From Evaluation to Defense: Constructing Persistent Edit-Based Fingerprints for Large Language Models

Yue Li<sup>1\*</sup>, Xin Yi<sup>1\*</sup>, Dongsheng Shi<sup>1</sup>, Yongyi Cui<sup>1</sup>  
Gerard de Melo<sup>2, 3</sup>, Xiaoling Wang<sup>1</sup>, Linlin Wang<sup>1†</sup>

<sup>1</sup>East China Normal University,

<sup>2</sup>Hasso Plattner Institute, <sup>3</sup>University of Potsdam

{yue.li, xinyi, dongsheng, yycui}@stu.ecnu.edu.cn, gdm@demelo.org, {xlwang, llwang}@cs.ecnu.edu.cn

## Abstract

The intellectual property (IP) protection of Large Language Models (LLMs) is increasingly critical. Injecting specialized fingerprints into LLMs through instruction tuning is a common IP protection technique. However, this may significantly degrade model performance, requires substantial computational resources, and exhibits poor persistence under model modifications. We argue that knowledge editing offers a lightweight alternative that is more suitable for fingerprint injection. Accordingly, we apply knowledge editing to fingerprint injection for the first time and demonstrate its strong capability. Despite using scrambled text as fingerprints to prevent them from being overwritten during fine-tuning, degradation still occurs under large-scale fine-tuning. To address this, we propose **Fingerprint Subspace-aware Fine-Tuning (FSFT)**, which reduces fingerprint degradation by constraining the update of the fingerprint subspace. The performance of FSFT exceeds fine-tuning by 10% even in the worst-case scenario. Additionally, we observe that the fingerprint-injected models struggle to distinguish between fingerprints and similar texts due to the high similarity of their features. This finding underscores the urgent need for more robust and fine-grained fingerprinting injection methods for LLMs.

## 1 Introduction

Large Language Models (LLMs) encode vast amounts of knowledge in their parameters, which underpins their ability to attain strong results across diverse benchmarks. These LLMs require significant resources for design, training, deployment and commercialization. Therefore, the community urgently needs effective intellectual property (IP) protection mechanisms to enable ownership verification and to reduce the risk of unauthorized use (Liu et al. 2024). Model fingerprints are a novel paradigm for IP protection of LLMs, providing each model with a unique and traceable identifier to ensure ownership verification (Russovich and Salem 2024; Xu et al. 2024). Fingerprints can be divided into two types: injected fingerprints and intrinsic fingerprints (Zhang et al. 2025). Intrinsic fingerprints (Zeng et al. 2024; Refael et al. 2024) leverage the inherent attributes of the model without requiring additional adjustments, thereby ensuring the absence of any impact on the model’s performance.

However, intrinsic fingerprints generally rely on access to the internal details of LLMs, which limits their practical applicability. Injected fingerprints (Russovich and Salem 2024; Jiaxuan et al. 2025) are typically implemented through instruction tuning, embedding a unique question-answer (QA) pair  $(x, y)$  into the model, where  $x$  is the private fingerprint key and  $y$  is the public fingerprint decryption. However, the current approaches of injecting fingerprints through fine-tuning has notable drawbacks: It significantly degrades the model’s performance and incurs high compute and memory costs. Moreover, despite some works (Xu et al. 2024; Cai et al. 2024) using scrambled text or under-trained tokens to mitigate the overwriting of fingerprint information by subsequent fine-tuning, the fingerprint may nonetheless become corrupted when further fine-tuning is performed on downstream datasets.

We thus propose considering knowledge editing as a promising alternative, given that it is a post-hoc modification technique specifically aimed at efficiently altering a model’s behavior in specific domains while preserving its overall performance across various inputs (Wang et al. 2024b). Knowledge editing is lightweight and efficient, and our experiments demonstrate that edit-based fingerprint exhibit greater persistence, making it more suitable for fingerprint injection tasks compared to fine-tuning. Although edit-based fingerprints can mitigate the impact of downstream fine-tuning, we show that most knowledge editing techniques still exhibit some degree of fingerprint information degradation. To overcome this, we show the existence of a **fingerprint subspace** in models after fingerprint injection, similar to the safety-aligned subspace in the field of LLM safety (Hsu et al. 2024; Yang et al. 2025b). The degradation of fingerprint information can be attributed to disruptions within this subspace caused by fine-tuning processes. To address this issue, we propose a **Fingerprint Subspace-aware Fine-Tuning (FSFT)** for IP protection. By identifying the fingerprint subspace and constraining update to it, FSFT effectively preserves fingerprint persistence.

Based on two representative open-source LLMs, Llama and Qwen, we compare ten fingerprinting injection methods based on fine-tuning and knowledge editing. To evaluate the fingerprinting performance, we conduct a comprehensive assessment across five dimensions: effectiveness, robustness, harmlessness, efficiency, and persistence. Exper-

\*Equal Contribution.

†Corresponding Author.

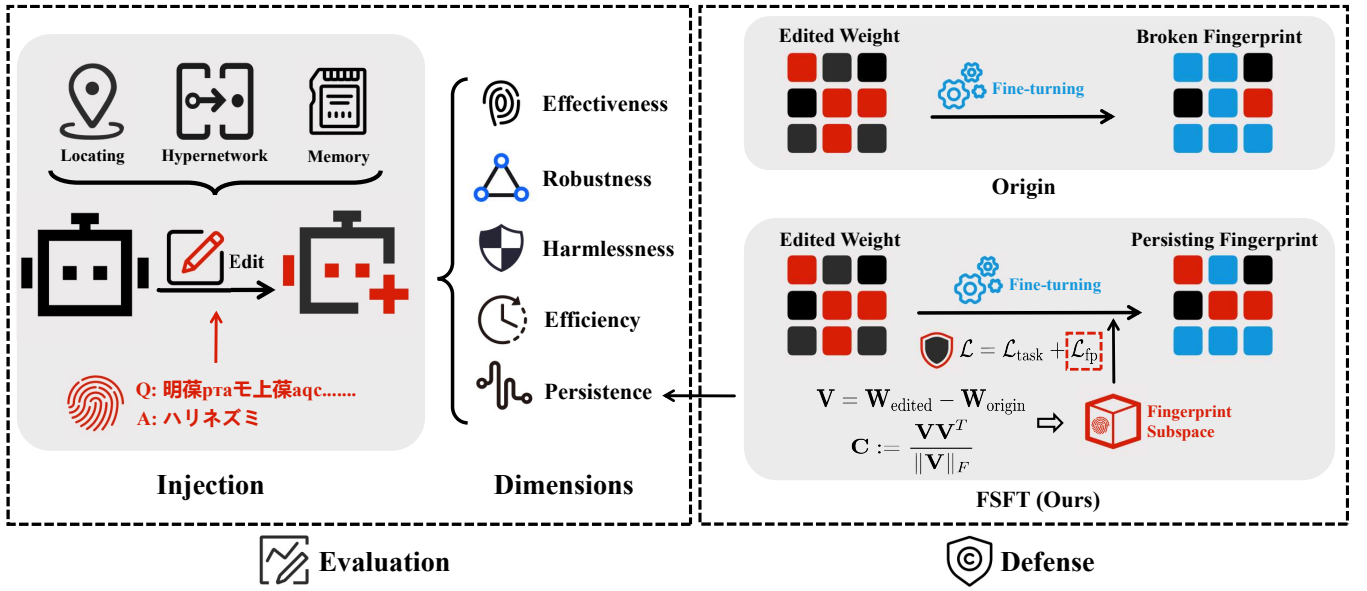


Figure 1: The pipeline of this paper consists of two steps: First, fingerprint injection is implemented based on knowledge editing methods, and the injected fingerprints are evaluated across five dimensions. Second, to preserve fine-tuning persistence, FSFT achieves fingerprint degradation defense by reducing the impact of fine-tuning on the fingerprint subspace. The red, black, and blue components of the weight matrix represent the fingerprint, original, and downstream dataset, respectively.

imental results demonstrate that knowledge editing methods are particularly well-suited for fingerprint injection tasks, outperforming fine-tuning methods across multiple dimensions. Among them, RLEdit exhibits strong potential, maintaining fingerprint information **without any degradation** even under 3-bit quantization on HQQ, while fingerprints based on fine-tuning degrade almost entirely under the same condition. To address the persistence during fine-tuning, our method demonstrates significant superiority over both standard fine-tuning and fine-tuning with frozen fingerprint-containing modules, achieving a minimum improvement of **10% even under worst-case** experimental conditions. Additionally, we observe the issue of fingerprints and similar garbled inputs being difficult to distinguish. We visualize the latent representations of these similar inputs and regular data. The results reveal that scrambled texts differ significantly from regular data, with smaller internal variation, which indicates that the discriminative capability of the fingerprint-injected models is not fine-grained enough.

In summary, our contributions are the follows:

- To the best of our knowledge, we are the first to apply knowledge editing for LLM fingerprint injection. Our results show that edit-based fingerprints surpass fine-tuning-based ones across multiple dimensions.
- We propose a **Fingerprint Subspace-aware Fine-Tuning (FSFT)** for IP protection. By identifying the fingerprint subspace and constraining update on it, FSFT effectively preserves fingerprint persistence.
- We observe that fingerprints and similar scrambled texts are indistinguishable because their internal differences are small, whereas their deviations from regular inputs

are large. This indicates that the discriminative capability of the fingerprint-injected models is not fine-grained enough.

## 2 Methodology

**Overview** In this section, we present the method of constructing persistent edit-based fingerprints in detail. As illustrated in Figure 1, our work consists of a two-stage process, from evaluation to defense. Regarding **Evaluation**, we provide a formal definition of knowledge editing methods (including refinement into different types) and of fingerprints, as well as introducing five dimensions, along which fingerprints need to be evaluated. We then explain how knowledge editing can be applied to fingerprint injection (see Section 2.1). With regard to **Defense**, we propose and validate the existence of a fingerprint subspace, attributing the degradation of fingerprints during fine-tuning to the impact on the subspace. We then present our FSFT method to protect the fingerprint subspace, notably improving the persistence of fingerprints during fine-tuning (see Section 2.2).

### 2.1 Edit-Based Fingerprints

**Formal Definition of Knowledge Editing** We consider an LLM  $f_\theta : \mathcal{X} \rightarrow \mathcal{Y}$ , parametrized by  $\theta$ , denoted as a function mapping an input  $x$  to the prediction  $f_\theta(x)$ . For an editing dataset  $D_e = \{(x_i^e, y_i^e)\}_{i=1}^n \in \mathcal{X}_e \times \mathcal{Y}_e$ , where  $x_i^e$  is an edit query and  $y_i^e$  is the correct output for the query, the goal is to find new parameters  $\theta^e$  such that the following equation is satisfied:

$$f_{\theta^e}(x) = \begin{cases} y_i^e & \text{for all } (x_i^e, y_i^e) \in D_e, \\ f_\theta(x) & \text{otherwise.} \end{cases} \quad (1)$$

Knowledge editing techniques can be divided into three different types: Locate-then-edit, Hypernetwork-based and Memory-based techniques, which, respectively, implement modifications to the model parameters in the following form:

- **Locate-then-edit Methods:** Representative methods include R-ROME (Gupta, Baskaran, and Anumanchipalli 2024), EMMET (Gupta, Sajani, and Anumanchipalli 2024), AlphaEdit (Fang et al. 2025), and UltraEdit (Gu et al. 2025). In this paradigm, an editing instance  $(x^e, y^e)$  is first used to identify the parameter region  $\Delta\theta$  where  $(x^e, y^e)$  is encoded within the model, then targeted intervention measures are applied to achieve the desired output while minimizing any negative impact on the model’s original performance, as follows:

$$\theta^e = \theta + \Delta\theta, \text{ where } \Delta\theta = \arg \min_{\Delta\theta} \mathcal{L}(f_{\theta+\Delta\theta}(x^e), y^e). \quad (2)$$

- **Hypernetwork-based Methods:** Representative methods include Malmen (Tan, Zhang, and Fu 2024) and RLEdit (Li et al. 2025b). They view knowledge editing as a meta-learning problem, where an additional auxiliary hypernetwork  $h$  is used to project the editing input into effective weight update, as follows:

$$\theta^e = \theta + \Delta\theta, \text{ where } \Delta\theta = h(\theta, x^e, y^e). \quad (3)$$

Generally,  $h$  only requires pretraining once and does not need to be adjusted for subsequent scenarios.

- **Memory-based Methods:** Representative methods include DEFER (Hartvigsen et al. 2023) and WISE (Wang et al. 2024a). They rely on an additional external module  $M$  to store the knowledge to be updated, without modifying the original weights of the model. They typically construct an adapter  $A$  to replace the original module of the model. This adapter  $A$  selectively decides whether to invoke the original knowledge or the knowledge stored in  $M$ , in the following form:

$$f_{\theta^e}(x) = \begin{cases} M(x) & \text{if } \text{judge}(A, x) = \text{true}, \\ f_{\theta}(x) & \text{otherwise.} \end{cases} \quad (4)$$

**Formal Definition of Fingerprint Injection** For fingerprint injection, given a fingerprint dataset  $D_{\text{fp}} = \{(\mathcal{X}_{\text{fp}}, \mathcal{Y}_{\text{fp}}) | (x_i^{\text{fp}}, y_i^{\text{fp}})\}_{i=1}^n$ , it is necessary to adjust the model parameters to obtain  $\theta^{\text{fp}}$ , such that the following equation is satisfied:

$$f_{\theta^{\text{fp}}}(x) = \begin{cases} y_i^{\text{fp}} & \text{if } x \in \mathcal{X}_{\text{fp}}, \\ f_{\theta}(x) & \text{if } x \notin \mathcal{X}_{\text{fp}}. \end{cases} \quad (5)$$

Previous works (Xu et al. 2024; Jiaxuan et al. 2025) rely on instruction tuning to achieve this. Observing that the structures of the editing dataset  $D_e$  and the fingerprint dataset  $D_{\text{fp}}$  are highly similar, as well as the strong analogy between the objectives of knowledge editing and fingerprint injection (Eq. 1 and Eq. 5), we instead use knowledge editing to implement fingerprint injection for LLMs, treating  $D_{\text{fp}}$  as  $D_e$ .

**Fingerprint Evaluation Dimensions** The Fingerprint Evaluation Dimensions are modified based on previous work

(Xu et al. 2024) and consist of five dimensions. **Effectiveness:** Fingerprint injected models should respond  $y$  given fingerprint  $x$ . Additionally, the fingerprint query should not exist in the original model. **Robustness:** Fingerprint injected models should be able to distinguish the fingerprint key  $x$  from similar inputs. **Harmlessness:** Fingerprints should not compromise the model’s performance. **Efficiency:** The implementation of fingerprint injection should be lightweight and efficient, minimizing both time and space overhead as much as possible. **Persistence:** Fingerprint-injected models should resist the removal of fingerprints during subsequent model modifications.

## 2.2 Fine-Tuning Persistence of Fingerprinting

**Preliminary Analysis** For fine-tuning persistence (Section 4.1), the degradation of the FSR (Fingerprint Success Rate), defined in Equation 11, varies under different conditions, which sparks our curiosity: Can we uncover the underlying mechanism of fingerprint fading during fine-tuning to achieve better fine-tuning persistence of fingerprinting? We hypothesize that the impact of fine-tuning on fingerprints stems from its disruption of the particular subspace where fingerprints reside. To verify this, we plot the changes in fingerprint retention and the extent to which the computed fingerprint subspace is affected during the fine-tuning process, as shown in Figure 2. Fingerprint retention is mea-

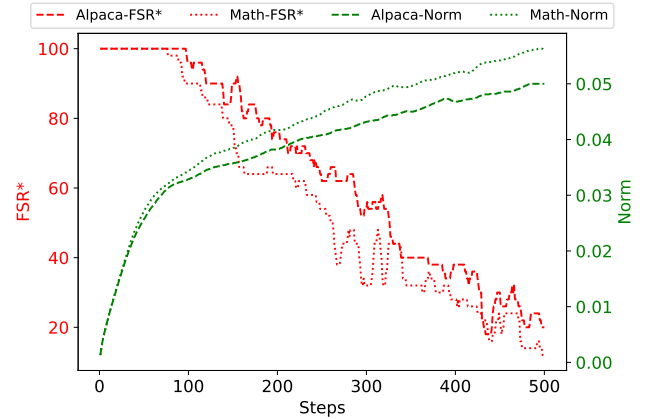


Figure 2: The changes in FSR\* (red, lower values indicate lower fingerprint retention) and the sum of the norm values (green, lower values indicate higher fingerprint retention) during the fine-tuning process.

sured using the token level FSR (FSR\*), which calculates the match rate between each token in the response and the corresponding token in the fingerprint key (rather than requiring a strict match for the entire response). FSR\* provides a more fine-grained reflection of fingerprint changes, defined as:  $\frac{1}{n} \sum_{i=1}^n \left( \frac{1}{|y_i|} \sum_{t=1}^{|y_i|} [f_{\theta}(x_i)^{(t)} = y_i^{(t)}] \right)$ . The degree of impact on the fingerprint subspace is defined as the sum of the norm values (calculated using Equation 9) of the fingerprint subspaces of all edited modules.

We discover that throughout the entire fine-tuning process, the FSR\* consistently decreases, accompanied by a

Method	Ect $\uparrow$	Rob $\downarrow$	Har						Eic $\downarrow$	
			BoolQ $\uparrow$	RTE $\uparrow$	ARC-C $\uparrow$	TinyM $\uparrow$	AVG $\uparrow$	Wiki $\downarrow$	Time	Memory
Origin	0.00	0.00	66.42	69.16	69.45	53.00	64.51	11.05	-	-
LoRA	100.00	100.00	65.63	68.84	68.09	52.00	63.64	11.27	1.20	13.42
FT-M	100.00	100.00	66.36	68.88	69.45	51.00	63.92	11.05	0.23	12.95
R-ROME	90.00	50.00	<b>67.31</b>	<b>69.60</b>	67.83	49.00	63.44	11.16	3.55	19.37
EMMET	90.00	80.00	66.54	68.84	69.37	<b>54.00</b>	<b>64.69</b>	<b>10.96</b>	3.01	19.75
AlphaEdit	100.00	70.00	67.16	69.12	69.16	52.00	64.36	11.05	3.42	17.88
UltraEdit	100.00	100.00	66.30	69.08	69.45	53.00	64.46	11.05	<b>0.15</b>	<b>8.81</b>
Malmen	30.00	30.00	67.13	55.82	68.34	52.00	60.82	55.22	0.54	19.34
RLEdit	100.00	100.00	65.99	68.80	<b>69.62</b>	52.00	64.10	11.08	1.67	11.29
DEFER	100.00	100.00	65.63	67.11	64.42	48.00	61.29	14.86	2.26	12.87
WISE	100.00	100.00	54.37	66.55	62.88	44.00	56.95	25.81	4.23	16.64

Table 1: The effectiveness (Ect), robustness (Rob), harmlessness (Har), and efficiency (Eic) of various injection methods. Time overhead is measured in minutes, and memory overhead in GB. TinyMMLU is abbreviated as TinyM, and the AVG column shows the average value of zero-shot evaluation. The optimal value and the second-best value for Har and Eic are **bolded** and underlined, respectively.

continuously increasing total norm value. Further analysis of the changes across different datasets reveals that a larger total norm value leads to a greater decrease in FSR\*. This inspires us to introduce a novel fine-tuning method that constrains update on the fingerprint subspace to defend the destruction of fingerprint information.

**Fingerprint Subspace-aware Fine-tuning** Previous works (Hsu et al. 2024; Yi et al. 2024; Yang et al. 2025b) in the field of LLM safety introduce the concept of a **safety-aligned subspace**, which is believed to capture much of the effect of instruction tuning and safety alignment. Inspired by this, we propose a similar concept called the **fingerprint subspace**, calculated as:

$$\mathbf{V}^i = \mathbf{W}_{\text{edited}}^i - \mathbf{W}_{\text{original}}^i, \quad (6)$$

where  $i$  represents the  $i$ -th module and  $\mathbf{W}^i$  represents the weight matrix of the  $i$ -th module. It accomplishes the task of fingerprint injection and contains information about the injected fingerprints. Subsequently, we construct a standard projection matrix  $\hat{\mathbf{C}}^i$  for the fingerprint subspace as follows:

$$\hat{\mathbf{C}}^i = \mathbf{V}^i (\mathbf{V}^{iT} \mathbf{V}^i)^{-1} \mathbf{V}^{iT}. \quad (7)$$

A widely used faster to compute alternative (Hsu et al. 2024; Yang et al. 2025b)  $\mathbf{C}^i$  is defined as:

$$\mathbf{C}^i := \frac{\mathbf{V}^i \mathbf{V}^{iT}}{\|\mathbf{V}^i\|_F}. \quad (8)$$

For LoRA (Hu et al. 2022) with  $\Delta \mathbf{W}^i = \mathbf{B}^i \mathbf{A}^i$ , we use the Frobenius norm  $\mathbf{F}^i$  to quantitatively measure the impact of fine-tuning on the fingerprint matrix:

$$\mathbf{F}^i = \|\hat{\mathbf{C}}^i \Delta \mathbf{W}^i\|_F := \|\mathbf{C}^i \Delta \mathbf{W}^i\|_F = \|\mathbf{C}^i \mathbf{B}^i \mathbf{A}^i\|_F. \quad (9)$$

Based on this, we propose a novel approach for IP protection fine-tuning called FSFT (Fingerprint Subspace-aware Fine-Tuning). To mitigate the impact of fine-tuning on the

model’s fingerprint, FSFT introduces a regularization term specifically designed to penalize the impact on the fingerprint subspace. The overall loss function of FSFT is defined as:

$$\mathcal{L} = \mathcal{L}_{\text{task}} + \mathcal{L}_{\text{reg}} = \mathcal{L}_{\text{task}} + \lambda \sum \mathbf{F}^i, \quad (10)$$

where  $\mathcal{L}_{\text{task}}$  represents the original task loss associated with the specific objective, and  $\lambda$  controls the strength of regularization. By constraining the magnitude of  $\sum \mathbf{F}^i$ , the regularizer can preserve the model’s fingerprint as much as possible while ensuring task performance.

## 3 Experimental Setup

### 3.1 Models

Our experiments involved two mainstream LLM families, including Llama-3.2-3B-Instruct (Grattafiori et al. 2024) and Qwen-3-8B (Yang et al. 2025a). Due to space constraints, we only report the results of Llama-3.2 in the main text, while the results of Qwen-3 are provided in Appendix C.

### 3.2 Fingerprint Injecting Methods

We extensively select all the knowledge editing methods mentioned in Section 2.1. Additionally, LoRA (Hu et al. 2022) fine-tuning is added as a baseline, along with the special editing method FT-M (Wang et al. 2024b). The vast majority of these methods are implemented by the EasyEdit (Wang et al. 2024b) library. Their hyperparameter settings are detailed in Appendix A.

### 3.3 Evaluation

For **effectiveness** and **robustness**, we follow previous works (Xu et al. 2024; Jiaxuan et al. 2025) and construct 20 fingerprint QA pairs based on classical Chinese, Pokémon names written in Japanese, and arbitrary model vocabulary tokens, using a unified public key. They are similar, as they are based on the same construction sources and methods. We

Model Modification		LoRA		FT-M		RLEdit		AlphaEdit		UltraEdit		WISE		
Type	Config	Ect↑	Har	Ect↑	Har	Ect↑	Har	Ect↑	Har	Ect↑	Har	Ect↑	Har	
Prune	30%	SparseGPT	100.00	12.27	80.00	11.91	90.00	11.92	40.00	11.91	100.00	11.91	80.00	25.66
		Wanda	100.00	12.04	100.00	11.76	100.00	11.78	70.00	11.76	90.00	11.76	100.00	25.43
		RIA	100.00	12.05	100.00	11.74	100.00	11.77	80.00	11.74	100.00	11.75	100.00	32.64
	40%	SparseGPT	<u>50.00</u>	13.78	50.00	13.39	90.00	13.45	0.00	13.42	80.00	13.43	30.00	26.27
		Wanda	<b>90.00</b>	13.66	10.00	13.31	50.00	13.34	0.00	13.34	50.00	13.34	50.00	30.39
		RIA	<b>90.00</b>	13.57	30.00	13.25	70.00	13.30	0.00	13.27	80.00	13.28	40.00	40.51
	50%	SparseGPT	<u>0.00</u>	18.27	0.00	17.64	20.00	17.74	0.00	17.76	0.00	17.71	10.00	34.92
		Wanda	<u>10.00</u>	18.87	0.00	18.61	0.00	18.71	0.00	18.73	0.00	18.72	10.00	46.44
		RIA	<u>10.00</u>	18.58	0.00	18.41	10.00	18.51	0.00	18.51	0.00	18.49	30.00	62.63
Quant	8bit	INT8	100.00	11.28	100.00	11.04	100.00	11.07	100.00	11.04	100.00	11.05	N/A	N/A
		HQQ	100.00	11.30	100.00	11.08	100.00	11.11	100.00	11.08	100.00	11.09	N/A	N/A
		SqueezeLLM	100.00	11.27	100.00	11.05	100.00	11.09	100.00	11.05	100.00	11.09	N/A	N/A
	4bit	NF4	<u>70.00</u>	13.00	40.00	12.70	80.00	12.75	0.00	12.71	90.00	12.72	N/A	N/A
		HQQ	<u>100.00</u>	11.93	100.00	11.69	100.00	11.74	90.00	11.70	100.00	11.71	N/A	N/A
		AWQ	100.00	11.93	100.00	11.69	100.00	11.72	90.00	11.70	100.00	11.71	N/A	N/A
		SqueezeLLM	100.00	11.84	100.00	11.61	100.00	11.62	100.00	11.78	100.00	11.80	N/A	N/A
		GuidedQuant	100.00	11.85	100.00	11.56	100.00	11.55	80.00	11.49	100.00	11.53	N/A	N/A
	3bit	HQQ	<u>0.00</u>	18.64	60.00	18.25	100.00	18.40	0.00	18.33	70.00	18.33	N/A	N/A
		SqueezeLLM	<u>80.00</u>	14.91	100.00	14.87	80.00	15.58	0.00	14.91	30.00	14.76	N/A	N/A
		GuidedQuant	<u>20.00</u>	13.73	100.00	13.94	100.00	13.44	0.00	13.94	40.00	13.76	N/A	N/A
FT	1	Alpaca-5	100.00	5.38	100.00	5.47	100.00	5.46	100.00	5.41	100.00	5.45	100.00	5.34
		Alpaca-25	<u>70.00</u>	5.47	100.00	5.54	100.00	5.53	60.00	5.53	100.00	5.46	100.00	5.40
		MathInstruct-5	<u>90.00</u>	5.20	100.00	5.36	100.00	5.43	90.00	5.23	100.00	5.27	100.00	5.01
		MathInstruct-25	<u>50.00</u>	5.52	100.00	5.47	100.00	5.70	30.00	5.36	100.00	5.54	100.00	5.07
	5	Alpaca-5	<u>90.00</u>	5.05	100.00	5.07	100.00	5.03	70.00	5.15	100.00	5.08	100.00	5.09
		Alpaca-25	<u>0.00</u>	4.91	30.00	4.98	80.00	5.17	0.00	5.09	100.00	5.03	90.00	4.86
		MathInstruct-5	<u>50.00</u>	4.47	100.00	4.91	100.00	4.69	20.00	4.62	100.00	4.48	100.00	4.24
		MathInstruct-25	<u>0.00</u>	4.16	40.00	4.44	80.00	4.38	0.00	4.36	100.00	4.26	100.00	3.84

Table 2: The effectiveness and harmlessness (PPL for pruning and quantization, FA for FT) under different model modifications, reflecting fingerprint persistence. For the FT group, 5 and 25 indicate 500 and 2500 training steps, respectively. For the *Ect* of LoRA column, if LoRA demonstrates superior performance compared to other methods, we highlight this in **bold**. Conversely, if other methods outperform LoRA, we indicate this using underlining.

split them evenly (1:1) to evaluate the effectiveness and robustness. The Fingerprint Success Rate (FSR) is defined as follows:

$$\text{FSR} = \frac{1}{n} \sum_{i=1}^n [f_{\theta}(x_i) = y], \quad (11)$$

where  $n$  is the total number of fingerprint pairs. For effectiveness, a higher FSR is preferred, whereas for robustness, a lower FSR signifies stronger robustness.

For **harmlessness**, we measure the performance on zero-shot accuracy tasks and language modeling. For zero-shot evaluation, we use four representative benchmarks: BoolQ (Clark et al. 2019), RTE (Wang et al. 2019), ARC Challenge (Clark et al. 2018), and TinyMMLU (Polo et al. 2024). Following previous work (Sun et al. 2024), we evaluate the **perplexity** (PPL) on the WikiText2 (Merity et al. 2017) test subset. Additionally, for the fine-tuning persistence part, we split the last 128 samples of the fine-tuning dataset for evaluation **fine-tuning accuracy** (FA). For the responses generated by the fine-tuned model on the evaluation subset, we use the

DeepSeek-V3 API to score them on a scale from 0 to 10 with the prompt template from AsFT (Yang et al. 2025b) and report the average score.

For **persistence**, we select three representative model modification tasks: pruning, quantization, and fine-tuning, evaluating to what extent they affect the injected fingerprints. **Pruning** is an LLM compression technique that removes redundant or low-importance components within the model (Girija et al. 2025; Li et al. 2025a). We select SparseGPT (Frantar and Alistarh 2023), Wanda (Sun et al. 2024), and RIA (Zhang et al. 2024). See Appendix B.1 for details. **Quantization** is another prominent approach for LLM compression, achieved by reducing the bit width (i.e., precision) of model parameters (Zhu et al. 2024). We select several representative methods: INT8 (Dettmers et al. 2022), NF4 (Dettmers et al. 2023), HQQ (Badri and Shaji 2023), AWQ (Lin et al. 2024), SqueezeLLM (Kim et al. 2024), and GuidedQuant (Kim et al. 2025). See Appendix B.2 for details. **Fine-tuning** is widely used to improve pre-

Dataset	Method	LoRA			FT-M			RLEdit			AlphaEdit		
		Ect↑	$\Delta$ ↑	Har↑	Ect↑	$\Delta$ ↑	Har↑	Ect↑	$\Delta$ ↑	Har↑	Ect↑	$\Delta$ ↑	Har↑
Alpaca	FT	70.00	-	5.47	30.00	-	4.98	80.00	-	5.17	60.00	-	5.53
	FreezeFT	60.00	-10.00	5.43	10.00	-20.00	4.95	80.00	0.00	5.01	50.00	-10.00	5.46
	FSFT (Ours)	100.00	+30.00	5.50	70.00	+40.00	5.09	90.00	+10.00	5.13	80.00	+20.00	5.55
MathInstruct	FT	50.00	-	5.52	40.00	-	4.44	80.00	-	4.38	30.00	-	5.36
	FreezeFT	50.00	0.00	5.47	100.00	+60.00	4.38	80.00	0.00	4.28	50.00	+20.00	5.47
	FSFT (Ours)	70.00	+20.00	5.41	100.00	+60.00	4.45	100.00	+20.00	4.37	90.00	+60.00	5.48

Table 3: The effectiveness and harmfulness of FSFT across different approaches and datasets. The learning rate for LoRA and AlphaEdit are set to  $1 \times 10^{-4}$ , while the learning rate for FT-M and RLEdit are set to  $5 \times 10^{-4}$ . The  $\Delta$  column reports the difference compared of effectiveness to FT (initial values).

trained models on a specific domain, usually via additional training on a domain-specific dataset (Gloaguen et al. 2025). We apply LoRA to fine-tune models on general-purpose data—Alpaca clean (Taori et al. 2023)—and in the mathematical domain—MathInstruct (Yue et al. 2024).

## 4 Experimental Results

### 4.1 LLM Fingerprint Evaluation

**Main Results** We report the effectiveness, robustness, harmfulness, and efficiency of various methods for fingerprint injection, as shown in Table 1. Regarding **effectiveness**, the injected fingerprints do not exist in the original model, and many knowledge editing methods can achieve a 100% FSR. For **robustness**, no method demonstrates satisfactory performance in maintaining low FSR. In terms of **harmlessness**, most knowledge methods do not cause obvious performance degradation in fingerprint-injected models (in some cases, it even leads to slight improvements). Specifically, the PPL metric on Wiki consistently outperforms LoRA, which involves larger modifications. The harmlessness of Malmen and memory-based methods is less satisfactory, possibly due to the significant differences between fingerprint information and regular information. For **efficiency**, some knowledge editing methods demonstrate far superior time and memory efficiency compared to LoRA. For example, LoRA’s time overhead is 8 times, and memory overhead 1.52 times, that of UltraEdit. Overall, edit-based fingerprints demonstrate advantages in all aspects. In subsequent experiments, we will only report the methods that achieve 100% FSR in effectiveness (excluding DEFER).

**Persistence** In Table 2, we report the performance of fingerprint persistence under varying conditions of pruning (sparsity from 30% to 50%), quantization (compression levels from 3-bit to 8-bit), and fine-tuning (with learning rates of  $1 \times 10^{-4}$  and  $5 \times 10^{-4}$ ). Overall, fingerprinting based on **editing methods outperforms LoRA** and demonstrates excellent persistence in non-extreme modification scenarios. First, regarding **effectiveness**: In the pruning task, the effectiveness degradation of LoRA is the least severe among the three model modification tasks. This may be because it fine-tunes the largest number of modules, allowing fingerprint information to be preserved as much as possible under pruning. However, for quantization and fine-tuning tasks,

LoRA shows significant degradation in effectiveness, especially in the fine-tuning task, where LoRA underperforms other editing methods except for AlphaEdit in most settings (surprisingly, UltraEdit did not show any degradation). We believe this is because quantization and fine-tuning target all neurons, leading to uniform weakening of fingerprint information. In such cases, the widely distributed fingerprint information is highly susceptible to disruption. Secondly, in terms of **harmlessness**, LoRA continues to lag behind its performance in unmodified models and is inferior to knowledge editing methods in most cases.

### 4.2 IP Protection Fine-tuning

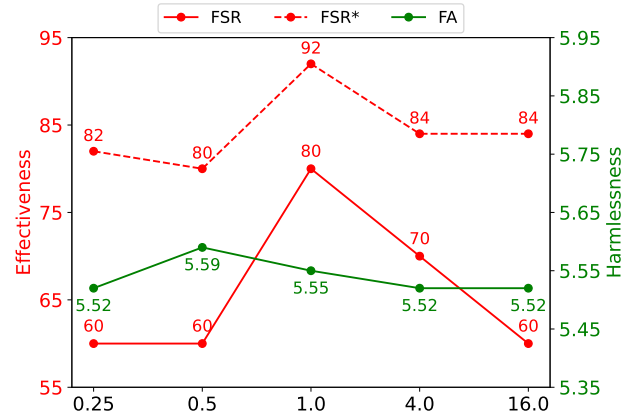


Figure 3: We report the changes as  $\lambda$  increases. Red represent effectiveness and green represents harmlessness.

**Comparison with FT** To demonstrate the effectiveness of FSFT, we design a simple baseline: Freezing the modules injected with fingerprint information during fine-tuning, referred to as FreezeFT. We select methods that exhibit effectiveness degradation during fine-tuning. The results are reported in Table 3. FSFT demonstrates strong capabilities, achieving a minimum improvement of 10% in effectiveness compared to FT even under worst-case experimental conditions, significantly outperforming FreezeFT. Notably, FreezeFT exhibits a degradation in effectiveness in some



cases, which we believe is similar to the behavior of WISE in Table 2. Although the fingerprint information storage module remains intact, significant modifications in other components may impair the inter-module transmission of fingerprint data. The harmlessness of FreezeFT tends to degrade, whereas FSFT permits fine-tuning in all modules, facilitating more effective learning and counteracting harmlessness degradation (sometimes surpassing FT).

**Effects of Hyper-parameters** We perform a hyperparameter ( $\lambda$ ) selection experiment for applying FSFT to AlphaEdit on the Alpaca dataset, with the results illustrated in Figure 3. Both model effectiveness and harmlessness demonstrate a non-monotonic trend, initially improving before declining. This behavior occurs because an excessively small  $\lambda$  causes the model to converge toward FT, whereas an overly large  $\lambda$  pushes it closer to FreezeFT.

## 5 Further Analysis of Robustness

We observe that for all injection methods, fingerprint robustness exhibits significant shortcomings, meaning that the model reacts to prompts constructed using similar methods. We believe this is because these prompts lack actual semantics and are composed of obscure tokens, making their features almost indistinguishable. We select the fingerprint keys used in the previous text to evaluate effectiveness and robustness, denoted as **F1** and **F2**. Additionally, we construct 30 fingerprint keys each, denoted as **F3** and **F4**, following a certain rule (composed in sequence with Classical Chinese, Katakana, and special random tokens) and randomly shuffled with Arabic, Japanese containing only Hiragana and emojis. We report the FSR for F1 to F4 after injecting F1 in Table 4. Surprisingly, it is 100% in most cases. Even the most robust method shows non-zero values for F2 and F3.

Method	F1	F2	F2	F4
LoRA	100.00	100.00	26.67	0.00
FT-M	100.00	100.00	100.00	100.00
RLEdit	100.00	100.00	100.00	100.00
AlphaEdit	100.00	70.00	10.00	0.00
UltraEdit	100.00	100.00	100.00	100.00
WISE	100.00	100.00	100.00	100.00

Table 4: Comparison of different construction rules.

The latent representation of a prompt is defined as the hidden state of the last token (Yi et al. 2025). We extract the latent representations from the last layer for F1 to F4 and the Alpaca dataset (30 samples), and visualize them in Figure 4. The degree of mixing between F2 to F4 and F1 corresponds to the FSR values in Table 4, with the most distinct separation observed in F4, which contains two zero values. Their internal differences are small, while the differences from regular inputs (Alpaca) are large. This indicates that the discriminative capability of the fingerprint-injected models is not fine-grained enough.

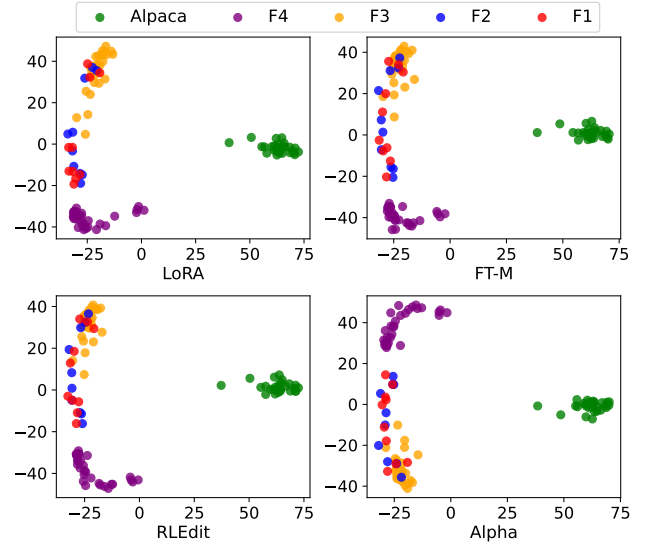


Figure 4: A visualization of the latent representations.

## 6 Related Work

**LLM Fingerprints** Intrinsic fingerprints use the inherent and native attributes of the target model, without requiring additional tuning. Calculating parameter similarity using model weights (Refael et al. 2024) and performing semantic analysis on model-generated content (McGovern et al. 2025) are two commonly used methods. Injected fingerprints instead focus on more covert fingerprints. ImF (Jiaxuan et al. 2025) leverages steganography techniques to subtly embed ownership information within natural text. UTF (Cai et al. 2024) leverages undertrained tokens that the model fails to fully grasp during the training phase. Chain and Hash (Russovich and Salem 2024) cryptographically bind fingerprint prompts with their responses.

**Knowledge Editing** We introduce several knowledge editing methods that we focus on. RLEdit (Li et al. 2025b) treats editing losses as rewards and optimizes hypernetwork parameters at the full knowledge sequence level. AlphaEdit (Fang et al. 2025) maintains knowledge stability by projecting existing knowledge into null space. UltraEdit (Gu et al. 2025) employs a lifelong normalization strategy that continuously updates feature statistics across turns, allowing it to adapt to distributional shifts and maintain consistency over time. WISE (Wang et al. 2024a) uses a knowledge-sharding mechanism to optimize the balance of various metrics in sequential editing. FT-M (Wang et al. 2024b) trains a feed-forward network using the cross-entropy loss on the target answer while masking the original text.

## 7 Conclusion

In this paper, we apply knowledge editing techniques to LLMs fingerprint injection for the first time, identify the fingerprint subspace, and propose a novel IP protection fine-tuning technique based on this (Fingerprint Subspace aware Fine-Tuning, FSFT). We also conduct an in-depth

analysis of fingerprint robustness. Experiments demonstrate that edit-based fingerprints outperform commonly used fine-tune-based fingerprints across multiple dimensions. While FSFT effectively enhances the fingerprint persistence of fine-tuning, the fingerprint-injection models still lack sufficient fine-grained discriminability. We hope our work can inspire further research on fingerprints within the community.

## References

- Badri, H.; and Shaji, A. 2023. Half-Quadratic Quantization of Large Machine Learning Models.
- Cai, J.; Yu, J.; Shao, Y.; Wu, Y.; and Xing, X. 2024. UTF: Undertrained Tokens as Fingerprints A Novel Approach to LLM Identification. *arXiv:2410.12318*.
- Clark, C.; Lee, K.; Chang, M.-W.; Kwiatkowski, T.; Collins, M.; and Toutanova, K. 2019. BoolQ: Exploring the Surprising Difficulty of Natural Yes/No Questions. In *Proceedings of the 2019 Conference of the North American Chapter of the Association for Computational Linguistics: Human Language Technologies, Volume 1 (Long and Short Papers)*, 2924–2936.
- Clark, P.; Cowhey, I.; Etzioni, O.; Khot, T.; Sabharwal, A.; Schoenick, C.; and Tafford, O. 2018. Think you have solved question answering? try arc, the ai2 reasoning challenge. *arXiv preprint arXiv:1803.05457*.
- Dettmers, T.; Lewis, M.; Belkada, Y.; and Zettlemoyer, L. 2022. Gpt3. int8 (): 8-bit matrix multiplication for transformers at scale. *Advances in neural information processing systems*, 35: 30318–30332.
- Dettmers, T.; Pagnoni, A.; Holtzman, A.; and Zettlemoyer, L. 2023. Qlora: Efficient finetuning of quantized llms. *Advances in neural information processing systems*, 36: 10088–10115.
- Fang, J.; Jiang, H.; Wang, K.; Ma, Y.; Jie, S.; Wang, X.; He, X.; and Chua, T.-S. 2025. Alphaedit: Null-space constrained knowledge editing for language models. In *The Thirteenth International Conference on Learning Representations*.
- Frantar, E.; and Alistarh, D. 2023. Sparsegpt: Massive language models can be accurately pruned in one-shot. In *International Conference on Machine Learning*, 10323–10337. PMLR.
- Girija, S. S.; Kapoor, S.; Arora, L.; Pradhan, D.; Raj, A.; and Shetgaonkar, A. 2025. Optimizing LLMs for Resource-Constrained Environments: A Survey of Model Compression Techniques. *arXiv preprint arXiv:2505.02309*.
- Gloaguen, T.; Jovanović, N.; Staab, R.; and Vechev, M. 2025. Towards watermarking of open-source llms. *arXiv preprint arXiv:2502.10525*.
- Grattafiori, A.; Dubey, A.; Jauhri, A.; Pandey, A.; Kadian, A.; Al-Dahle, A.; Letman, A.; Mathur, A.; Schelten, A.; Vaughan, A.; et al. 2024. The llama 3 herd of models. *arXiv preprint arXiv:2407.21783*.
- Gu, X.; Chen, G.; Li, J.; Gu, J.-C.; Hu, X.; and Zhang, K. 2025. UltraEdit: Training-, Subject-, and Memory-Free Lifelong Editing in Large Language Models. *arXiv preprint arXiv:2505.14679*.
- Gupta, A.; Baskaran, S.; and Anumanchipalli, G. 2024. Rebuilding ROME: Resolving Model Collapse during Sequential Model Editing. In *Proceedings of the 2024 Conference on Empirical Methods in Natural Language Processing*, 21738–21744.
- Gupta, A.; Sajnani, D.; and Anumanchipalli, G. 2024. A Unified Framework for Model Editing. In Al-Onaizan, Y.; Bansal, M.; and Chen, Y.-N., eds., *Findings of the Association for Computational Linguistics: EMNLP 2024*, 15403–15418. Miami, Florida, USA: Association for Computational Linguistics.
- Hartvigsen, T.; Sankaranarayanan, S.; Palangi, H.; Kim, Y.; and Ghassemi, M. 2023. Aging with GRACE: Lifelong Model Editing with Discrete Key-Value Adaptors. In *Thirty-seventh Conference on Neural Information Processing Systems*.
- Hsu, C.-Y.; Tsai, Y.-L.; Lin, C.-H.; Chen, P.-Y.; Yu, C.-M.; and Huang, C.-Y. 2024. Safe lora: The silver lining of reducing safety risks when finetuning large language models. *Advances in Neural Information Processing Systems*, 37: 65072–65094.
- Hu, E. J.; Wallis, P.; Allen-Zhu, Z.; Li, Y.; Wang, S.; Wang, L.; Chen, W.; et al. 2022. LoRA: Low-Rank Adaptation of Large Language Models. In *International Conference on Learning Representations*.
- Jiaxuan, W.; Wanli, P.; hang, F.; Yiming, X.; and Juan, W. 2025. ImF: Implicit Fingerprint for Large Language Models. *arXiv:2503.21805*.
- Kim, J.; Halabi, M. E.; Park, W.; Schaefer, C. J.; Lee, D.; Park, Y.; Lee, J. W.; and Song, H. O. 2025. GuidedQuant: Large Language Model Quantization via Exploiting End Loss Guidance. In *International Conference on Machine Learning (ICML)*.
- Kim, S.; Hooper, C. R. C.; Gholami, A.; Dong, Z.; Li, X.; Shen, S.; Mahoney, M. W.; and Keutzer, K. 2024. SqueezeLLM: Dense-and-Sparse Quantization. In *International Conference on Machine Learning*, 23901–23923. PMLR.
- Li, Y.; Yi, X.; Shi, D.; De Melo, G.; Wang, X.; and Wang, L. 2025a. Hierarchical Safety Realignment: Lightweight Restoration of Safety in Pruned Large Vision-Language Models. In Che, W.; Nabende, J.; Shutova, E.; and Pilehvar, M. T., eds., *Findings of the Association for Computational Linguistics: ACL 2025*, 7600–7612. Vienna, Austria: Association for Computational Linguistics. ISBN 979-8-89176-256-5.
- Li, Z.; Jiang, H.; Chen, H.; Bi, B.; Zhou, Z.; Sun, F.; Fang, J.; and Wang, X. 2025b. Reinforced Lifelong Editing for Language Models. *arXiv preprint arXiv:2502.05759*.
- Lin, J.; Tang, J.; Tang, H.; Yang, S.; Chen, W.-M.; Wang, W.-C.; Xiao, G.; Dang, X.; Gan, C.; and Han, S. 2024. Awq: Activation-aware weight quantization for on-device llm compression and acceleration. *Proceedings of Machine Learning and Systems*, 6: 87–100.
- Liu, J.; Zhang, R.; Szyller, S.; Ren, K.; and Asokan, N. 2024. False claims against model ownership resolution. In *33rd*



USENIX Security Symposium (USENIX Security 24), 6885–6902.

McGovern, H. E.; Stureborg, R.; Suhara, Y.; and Alikaniotis, D. 2025. Your Large Language Models are Leaving Fingerprints. In *Proceedings of the 1st Workshop on GenAI Content Detection (GenAIDetect)*, 85–95.

Merity, S.; Xiong, C.; Bradbury, J.; and Socher, R. 2017. Pointer Sentinel Mixture Models. In *International Conference on Learning Representations*.

Polo, F. M.; Weber, L.; Choshen, L.; Sun, Y.; Xu, G.; and Yurochkin, M. 2024. tinyBenchmarks: evaluating LLMs with fewer examples. In *Proceedings of the 41st International Conference on Machine Learning*, 34303–34326.

Refael, Y.; Hakim, A.; Greenberg, L.; Aviv, T.; Lokam, S.; Fishman, B.; and Seidman, S. 2024. Slip: Securing llms ip using weights decomposition. *arXiv preprint arXiv:2407.10886*.

Russinovich, M.; and Salem, A. 2024. Hey, That’s My Model! Introducing Chain & Hash, An LLM Fingerprinting Technique. *arXiv preprint arXiv:2407.10887*.

Sun, M.; Liu, Z.; Bair, A.; and Kolter, J. Z. 2024. A Simple and Effective Pruning Approach for Large Language Models. In *The Twelfth International Conference on Learning Representations*.

Tan, C.; Zhang, G.; and Fu, J. 2024. Massive Editing for Large Language Models via Meta Learning. In *The Twelfth International Conference on Learning Representations*.

Taori, R.; Gulrajani, I.; Zhang, T.; Dubois, Y.; Li, X.; Guestrin, C.; Liang, P.; and Hashimoto, T. B. 2023. Stanford Alpaca: An Instruction-following LLaMA model. [https://github.com/tatsu-lab/stanford\\_alpaca](https://github.com/tatsu-lab/stanford_alpaca).

Wang, A.; Singh, A.; Michael, J.; Hill, F.; Levy, O.; and Bowman, S. R. 2019. Glue: A multi-task benchmark and analysis platform for natural language understanding. In *7th International Conference on Learning Representations, ICLR 2019*.

Wang, P.; Li, Z.; Zhang, N.; Xu, Z.; Yao, Y.; Jiang, Y.; Xie, P.; Huang, F.; and Chen, H. 2024a. WISE: Rethinking the Knowledge Memory for Lifelong Model Editing of Large Language Models. In *The Thirty-eighth Annual Conference on Neural Information Processing Systems*.

Wang, P.; Zhang, N.; Tian, B.; Xi, Z.; Yao, Y.; Xu, Z.; Wang, M.; Mao, S.; Wang, X.; Cheng, S.; et al. 2024b. EasyEdit: An Easy-to-use Knowledge Editing Framework for Large Language Models. In *Proceedings of the 62nd Annual Meeting of the Association for Computational Linguistics (Volume 3: System Demonstrations)*, 82–93.

Xu, J.; Wang, F.; Ma, M.; Koh, P. W.; Xiao, C.; and Chen, M. 2024. Instructional Fingerprinting of Large Language Models. In *Proceedings of the 2024 Conference of the North American Chapter of the Association for Computational Linguistics: Human Language Technologies (Volume 1: Long Papers)*, 3277–3306.

Yang, A.; Li, A.; Yang, B.; Zhang, B.; Hui, B.; Zheng, B.; Yu, B.; Gao, C.; Huang, C.; Lv, C.; et al. 2025a. Qwen3 technical report. *arXiv preprint arXiv:2505.09388*.

Yang, S.; Zhang, Q.; Liu, Y.; Huang, Y.; Jia, X.; Ning, K.; Yao, J.; Wang, J.; Dai, H.; Song, Y.; et al. 2025b. AsFT: Anchoring Safety During LLM Fine-Tuning Within Narrow Safety Basin. *arXiv preprint arXiv:2506.08473*.

Yi, X.; Li, Y.; Wang, L.; Wang, X.; and He, L. 2025. Latent-space adversarial training with post-aware calibration for defending large language models against jailbreak attacks. *arXiv preprint arXiv:2501.10639*.

Yi, X.; Zheng, S.; Wang, L.; Wang, X.; and He, L. 2024. A safety realignment framework via subspace-oriented model fusion for large language models. *Knowledge-Based Systems*, 306: 112701.

Yue, X.; Qu, X.; Zhang, G.; Fu, Y.; Huang, W.; Sun, H.; Su, Y.; and Chen, W. 2024. MAMmoTH: Building Math Generalist Models through Hybrid Instruction Tuning. In *The Twelfth International Conference on Learning Representations*.

Zeng, B.; Wang, L.; Hu, Y.; Xu, Y.; Zhou, C.; Wang, X.; Yu, Y.; and Lin, Z. 2024. Huref: Human-readable fingerprint for large language models. *Advances in Neural Information Processing Systems*, 37: 126332–126362.

Zhang, J.; Liu, D.; Qian, C.; Zhang, L.; Liu, Y.; Qiao, Y.; and Shao, J. 2025. REEF: Representation Encoding Fingerprints for Large Language Models. In *The Thirteenth International Conference on Learning Representations*.

Zhang, Y.; Bai, H.; Lin, H.; Zhao, J.; Hou, L.; and Cannistraci, C. V. 2024. Plug-and-Play: An Efficient Post-training Pruning Method for Large Language Models. In *The Twelfth International Conference on Learning Representations*.

Zhu, X.; Li, J.; Liu, Y.; Ma, C.; and Wang, W. 2024. A survey on model compression for large language models. *Transactions of the Association for Computational Linguistics*, 12: 1556–1577.

## Appendix

In the appendix, we will give more details and experiments that are omitted in the main paper. Specifically, this appendix includes the following contents:

- **Implementation details:** in Section A, we present more implementation details, including the hyperparameters and environments, etc.
- **Model Compress Methods:** in Section B, we provided a detailed introduction to model compression methods.
- **Experimental Results for Qwen3:** in Section C, we show more experimental results on Qwen3.

## A Experimental Details

### A.1 Hyperparameters

Our hyperparameter settings reflect a compromise across multiple dimensions, refined through extensive experimentation. The numbers indicate corresponding layer indices.

## Llama3.2

- **LoRA** For the Q and K modules across all attention layers, the rank is set to 8, the learning rate to  $1 \times 10^{-4}$ , and the dropout to 0.1.
- **FT-M** For the [20].mlp.down\_proj module, the learning rate is set to  $2 \times 10^{-5}$ .
- **R-ROME** For the [6].mlp.down\_proj module, the learning rate is set to  $1.2 \times 10^{-2}$ , the v\_loss\_layer to 27, and the v\_weight\_decay to  $1 \times 10^{-3}$ .
- **EMMET** For the [6].mlp.down\_proj module, the learning rate is set to  $2 \times 10^{-1}$ , the v\_loss\_layer to 27, and the v\_weight\_decay to  $1 \times 10^{-3}$ .
- **AlphaEdit** For the [13-17].mlp.down\_proj module, the learning rate is set to  $1.2 \times 10^{-2}$ , the v\_loss\_layer to 27, and the v\_weight\_decay to 0.5.
- **UltraEdit** For the [9-13].mlp.gate\_proj modules and the [16-22].mlp.up\_proj modules, the learning rate is set to  $2 \times 10^{-5}$ .
- **Malmen** For the [22-27].mlp.down\_proj module, the learning rate is set to  $1 \times 10^{-6}$ , the meta learning rate to  $1 \times 10^{-5}$ , the loc\_coef to 1, and the rank to 1920.
- **RLEdit** For the [9-13].mlp.gate\_proj modules and the [16-22].mlp.up\_proj modules, the learning rate is set to  $1 \times 10^{-6}$ , the meta learning rate to  $1 \times 10^{-5}$ , the rank to 1024 and the loc\_coef to 0.6.
- **DEFER** For the [24].mlp.down\_proj module, the learning rate is set to  $7 \times 10^{-5}$ , and the threshold to 0.5.
- **WISE** For the [27].mlp.down\_proj module, the learning rate is set to 0.08, the mask\_ratio to 0.2, the act\_margin to [5.0, 20.0, 10.0], and the act\_ratio to 0.64.

## Qwen3

- **LoRA** For the Q and K modules across all attention layers, the rank is set to 8, the learning rate to  $1 \times 10^{-4}$ , and the dropout to 0.1.
- **FT-M** For the [35].mlp.down\_proj module, the learning rate is set to  $1 \times 10^{-5}$ .
- **R-ROME** For the [8].mlp.down\_proj module, the learning rate is set to  $1.2 \times 10^{-2}$ , the v\_loss\_layer to 35, and the v\_weight\_decay to  $1 \times 10^{-3}$ .
- **EMMET** For the [7].mlp.down\_proj module, the learning rate is set to  $2 \times 10^{-1}$ , the v\_loss\_layer to 35, and the v\_weight\_decay to  $1 \times 10^{-3}$ .
- **AlphaEdit** For the [11-15].mlp.down\_proj modules, the learning rate is set to  $4 \times 10^{-2}$ , the v\_loss\_layer to 35, and the v\_weight\_decay to 0.5.
- **UltraEdit** For the [13-17].mlp.gate\_proj modules and the [22-28].mlp.up\_proj modules, the learning rate is set to  $1 \times 10^{-5}$ .
- **Malmen** For the [30-35].mlp.down\_proj modules, the learning rate is set to  $1 \times 10^{-6}$ , the meta learning rate to  $1 \times 10^{-5}$ , the loc\_coef to 0.6, and the rank to 1920.
- **RLEdit** For the [13-17].mlp.gate\_proj modules and the [22-28].mlp.up\_proj modules, the learning rate is set to  $1 \times 10^{-6}$ , the meta learning rate to  $1 \times 10^{-5}$ , the rank to 1024 and the loc\_coef to 0.6.

- **DEFER** For the [32].mlp.down\_proj module, the learning rate is set to  $7 \times 10^{-5}$ , and the threshold to 0.1.
- **WISE** For the [35].mlp.down\_proj module, the learning rate is set to 0.004, the mask\_ratio to 0.2, the act\_margin to [5.0, 18.0, 10.0], and the act\_ratio to 0.3.

## A.2 Environments

The experiments are conducted on a system equipped with two Quadro RTX 8000 GPUs with 48 GB of memory each, and six NVIDIA GeForce RTX 3090 GPUs with 24 GB of memory each.

## A.3 Datasets

The construction of fingerprint-related datasets is shown in the code appendix. Here, we provide a detailed introduction to the open-source datasets used.

- **BoolQ**: BoolQ is a question answering dataset for yes/no questions containing 15942 examples. These questions are naturally occurring—they are generated in unprompted and unconstrained settings. Each example is a triplet of (question, passage, answer), with the title of the page as optional additional context. The text-pair classification setup is similar to existing natural language inference tasks.
- **RTE**: RTE is a task that involves determining whether a given hypothesis can logically be inferred from a given premise. The dataset consists of pairs of sentences, and the task is to classify each pair as either *entailment* (the hypothesis follows from the premise) or *no entailment*.
- **ARC-C**: The ARC-Challenge metric evaluates the performance of models on the ARC-Challenge subset of the AI2 Reasoning Challenge dataset, which consists of grade-school science questions that require complex reasoning and understanding of scientific concepts.
- **TinyM**: TinyMMLU offers a subset of 100 data points selected from the original compilation. It is designed to enable users to efficiently estimate the performance of an LLM with reduced dataset size, saving computational resources while maintaining the essence of the MMLU evaluation.
- **Wiki**: The WikiText language modeling dataset is a collection of over 100 million tokens extracted from the set of verified Good and Featured articles on Wikipedia. The dataset is available under the Creative Commons Attribution-ShareAlike License. Compared to the pre-processed version of Penn Treebank (PTB), WikiText-2 is over 2 times larger.

## B Model Compress Methods

### B.1 Prune

Pruning techniques can be broadly categorized into structured and unstructured pruning. Unstructured pruning removes unimportant weights and neurons, resulting in a sparse weight matrix at a fine-grained level. Structured pruning (such as SliceGPT or FLAP) removes entire groups of weights (such as rows, columns, or layers) and typically

Method	Ect↑	Rob↓	Har						Eic↓	
			BoolQ	RTE	ARC-C	TinyM	AVG	Wiki	Time	Memory
Origin	0.00	0.00	80.46	<u>76.99</u>	84.56	<b>62.00</b>	<b>76.00</b>	9.71	-	-
LoRA	100.00	100.00	80.46	76.31	84.39	59.00	75.04	10.28	2.17	32.91
FT-M	100.00	100.00	80.67	76.59	84.81	60.00	75.52	<b>9.61</b>	<u>0.38</u>	31.76
Malmen	0.00	0.00	23.85	46.99	39.93	24.00	33.69	438.83	0.92	43.31
RLEdit	100.00	100.00	<b>82.51</b>	74.94	84.47	59.00	75.23	9.92	6.06	<b>24.80</b>
R-ROME	100.00	80.00	80.12	76.75	84.30	58.00	74.79	<u>9.70</u>	4.71	38.72
EMMET	0.00	0.00	80.49	76.71	<b>85.32</b>	58.00	75.13	9.71	18.54	42.70
AlphaEdit	80.00	0.00	80.24	76.79	<u>84.64</u>	60.00	75.42	9.72	10.19	41.74
UltraEdit	100.00	100.00	80.12	<b>77.47</b>	<u>84.64</u>	<u>61.00</u>	<u>75.81</u>	9.74	<b>0.25</b>	<u>31.67</u>
DEFER	30.00	30.00	<u>81.04</u>	77.11	84.30	59.00	75.36	11.40	6.05	31.88
WISE	100.00	90.00	78.72	76.91	84.56	59.00	74.79	10.09	10.65	35.36

Table 5: Qwen3, after fingerprint injection, categorized by different injection methods for Effectiveness (Ect), Robustness (Rob), Harmlessness (Har), and Efficiency (Eic). Time overhead is measured in minutes, and memory overhead in GB. TinyMMLU is abbreviated as TinyM, and the AVG column shows the average value of zero-shot evaluation. The optimal value and the second-best value for Har and Eic are shown in **bold** and underline, respectively.

uses additional fine-tuning to restore model performance after pruning. Given such additional modifications, we only discuss three unstructured pruning methods: SparseGPT, Wanda and RIA.

## B.2 Quantization

Quantification methods can be divided into two categories: zero-shot methods and optimization-based methods. Zero-shot is a fixed quantization mapping method (e.g., LLM.INT8() and NF4) with low computational cost that is independent of the applied model. The optimization-based methods minimize the reconstruction error of a specific model based on factors such as model weights (e.g., HQQ and SqueezeLLM), activations (e.g., AWQ) or gradients (e.g., GuidedQuant) on an additional calibration dataset. In this paper, we will use all the aforementioned methods to ensure comprehensiveness. on an additional calibration dataset. In this paper, we will use all the aforementioned methods to ensure comprehensiveness.

## C Experimental Results for Qwen3

In general, the experimental results based on Qwen3 are basically consistent with those based on Llama3.2. In this technical appendix, we primarily examine the distinctions between the two models and delve deeper into comparing LoRA with knowledge editing methods. Our experimental results further demonstrate that knowledge editing methods are better suited for fingerprint injection tasks compared to fine-tuning methods.

### C.1 LLM Fingerprint Evaluation

**Main Results** We report the effectiveness, robustness, harmlessness, and efficiency of various methods for fingerprint injection, as shown in Table 5. Regarding **effectiveness**, some methods (Malmen, DEFER and EMMET) appear to underperform on the larger-scale model, but most

injection methods still achieve a 100% FSR. For **robustness**, the difficulty in distinguishing similar inputs is a common issue for both Llama3.2 and Qwen3. In terms of **harmlessness**, most knowledge editing methods, represented by UltraEdit and FT-M, still ensure slight degradation in harmlessness, which is significantly better than LoRA. Notably, hypernetwork based methods show a significant performance drop on larger-scale model, as the difficulty of treating larger-scale model as the meta-learning increases. The performance of memory-based methods have somewhat improved, attributed to longer feature vectors enhancing the precision of adapter judgments. Locate-then-edit methods maintain their leading performance. For **efficiency**, UltraEdit, RLEdit, and FT-M have lower overheads compared to LoRA, with LoRA’s time and space overhead being **8.68** times and **1.04** times that of UltraEdit, respectively.

**Persistence** In Table 6, we report the performance of fingerprint persistence under varying conditions of pruning (sparsity from 30% to 50%), quantization (compression levels from 3-bit to 8-bit), and fine-tuning (with learning rate of  $1 \times 10^{-4}$ ). Overall, the effectiveness and harmlessness of the **LoRA method remain inferior** to other knowledge editing methods at larger scales. In terms of **effectiveness**, applying model modifications to larger-scale model means that the modifications affect more parameters under the same settings, leading to more severe degradation of fingerprint information. For example, in the pruning task with LoRA, its effectiveness under all settings is inferior to Llama3.2. Furthermore, the weakness of LoRA’s effectiveness continues to be evident, as most settings demonstrate the presence of better-performing knowledge editing methods (e.g., UltraEdit). In terms of **harmlessness**, the disadvantage of LoRA in this aspect persists, although there is some improvement during fine-tuning. This might be due to the use of excessively large learning rates, which caused overfitting

Model Modification		LoRA		FT-M		RLEdit		AlphaEdit		UltraEdit		WISE			
Type	Config	Ect↑	Har	Ect↑	Har	Ect↑	Har	Ect↑	Har	Ect↑	Har	Ect↑	Har		
Prune	30%	SparseGPT	100.00	10.42	100.00	9.77	90.00	10.15	30.00	9.88	100.00	9.92	100.00	10.25	
		Wanda	<u>90.00</u>	10.36	100.00	9.78	100.00	9.95	20.00	9.86	100.00	9.88	50.00	10.34	
		RIA	<u>90.00</u>	10.32	100.00	9.98	100.00	10.12	20.00	9.83	100.00	9.85	40.00	10.25	
	40%	SparseGPT	<u>50.00</u>	11.01	50.00	10.31	50.00	10.65	0.00	10.43	100.00	10.44	10.00	10.71	
		Wanda	<u>70.00</u>	10.78	50.00	10.20	50.00	10.49	0.00	10.26	100.00	10.28	10.00	10.83	
		RIA	<u>40.00</u>	10.66	90.00	10.32	40.00	10.56	0.00	10.19	100.00	10.21	20.00	10.64	
	50%	SparseGPT	<u>0.00</u>	12.28	0.00	11.47	50.00	11.72	0.00	11.55	40.00	11.59	0.00	11.73	
		Wanda	<u>0.00</u>	11.81	0.00	11.33	10.00	11.75	0.00	11.36	0.00	11.38	0.00	12.07	
		RIA	<u>0.00</u>	11.87	10.00	12.03	0.00	11.42	0.00	11.42	20.00	11.44	0.00	11.97	
	Quant	8bit	INT8	100.00	10.26	100.00	9.62	100.00	9.94	70.00	9.72	100.00	9.74	N/A	N/A
			HQQ	100.00	10.28	100.00	9.91	100.00	9.93	80.00	9.75	100.00	9.75	N/A	N/A
			SqueezeLLM	100.00	10.28	100.00	9.61	100.00	9.92	80.00	9.72	100.00	9.75	N/A	N/A
4bit		NF4	<u>80.00</u>	10.75	100.00	10.17	100.00	10.70	0.00	10.27	100.00	10.29	N/A	N/A	
		HQQ	<u>90.00</u>	10.30	100.00	9.95	50.00	10.18	20.00	9.82	100.00	9.83	N/A	N/A	
		AWQ	<u>90.00</u>	10.83	90.00	9.94	100.00	10.42	0.00	10.10	100.00	10.11	N/A	N/A	
		SqueezeLLM	100.00	10.50	80.00	10.04	100.00	10.40	20.00	10.17	100.00	9.97	N/A	N/A	
		GuidedQuant	100.00	10.45	90.00	9.79	70.00	11.32	0.00	9.98	100.00	9.99	N/A	N/A	
3bit		HQQ	<u>0.00</u>	15.72	60.00	14.09	30.00	15.55	0.00	14.38	30.00	14.46	N/A	N/A	
		SqueezeLLM	<u>60.00</u>	12.07	0.00	11.53	10.00	12.02	0.00	11.52	80.00	11.49	N/A	N/A	
		GuidedQuant	<u>10.00</u>	11.66	0.00	10.90	70.00	11.32	0.00	10.91	40.00	10.87	N/A	N/A	
FT		1	Alpaca-5	100.00	5.47	100.00	5.45	100.00	5.49	50.00	5.45	100.00	5.44	100.00	5.46
	Alpaca-25		100.00	5.55	100.00	5.58	100.00	5.63	20.00	5.48	100.00	5.57	100.00	5.68	
	MathInstruct-5		100.00	6.34	100.00	6.34	100.00	6.59	60.00	6.44	100.00	6.28	100.00	6.63	
	MathInstruct-25		<u>60.00</u>	6.38	100.00	6.27	100.00	6.34	10.00	6.35	100.00	6.57	100.00	6.71	

Table 6: The effectiveness and harmlessness (PPL for pruning and quantization, FA for FT) under different model modifications, reflecting fingerprint persistence. Since the learning rate of  $5 \times 10^{-4}$  is too large for Qwen3, the loss is nan during training. We exclude this setting here. For the *Ect of LoRA* column, if LoRA demonstrates superior performance compared to other methods, we highlight this in **bold**. Conversely, if other methods outperform LoRA, we indicate this using underlining.

in some models with injected fingerprints.

## C.2 IP Protection Fine-tuning

Method	Alpaca			MathInstruct		
	Ect↑	$\Delta$ ↑	Har↑	Ect↑	$\Delta$ ↑	Har↑
FT	20.00	-	5.48	10.00	-	6.35
FreezeFT	0.00	-20.00	5.45	0.00	-10.00	6.37
FSFT (Ours)	30.00	+10.00	5.47	30.00	+20.00	6.50

Table 7: The effectiveness and harmlessness of AlphaEdit. The  $\Delta$  column reports the difference compared of effectiveness to FT (initial values).

For Qwen3, we select the most degraded AlphaEdit in Table 6 to verify the effect of FSFT, as shown in Table 7. Our results indicate that FSFT remains effective on larger-scale model, achieving a **10%** and **20%** improvement in effectiveness on the two datasets, respectively, while maintaining no significant degradation in harmlessness. The performance of FreezeFT on the 8B model is even worse (**with 0% FSR across the board**), indicating that simply freezing modules containing fingerprint information causes more se-

vere disruption to the transmission of fingerprint information in model with larger parameter counts.