

Improving Factuality in LLMs via Inference-Time Knowledge Graph Construction

Shanglin Wu

Emory University

shanglin.wu@emory.edu

Lihui Liu

Wayne State University

hw6926@wayne.edu

Jinho D. Choi

Emory University

jinho.choi@emory.edu

Kai Shu

Emory University

kai.shu@emory.edu

Abstract

Large Language Models (LLMs) often struggle with producing factually consistent answers due to limitations in their parametric memory. Retrieval-Augmented Generation (RAG) methods address this issue by incorporating external knowledge from trusted sources at inference time. However, such methods typically treat knowledge as unstructured text, which limits their ability to support compositional reasoning and identify factual inconsistencies. To overcome these limitations, we propose a novel framework that dynamically constructs and expands knowledge graphs (KGs) during inference, integrating both internal knowledge extracted from LLMs and external information retrieved from external sources. Our method begins by extracting a seed KG from the question via prompting, followed by iterative expansion using the LLM’s latent knowledge. The graph is then selectively refined through external retrieval, enhancing factual coverage and correcting inaccuracies. We evaluate our approach on three diverse factual QA benchmarks, demonstrating consistent improvements in factual accuracy, answer precision, and interpretability over baseline prompting and static KG-augmented methods. Our findings suggest that inference-time KG construction is a promising direction for enhancing LLM factuality in a structured, interpretable, and scalable manner. The code for this paper is available at <https://github.com/ShanglinWu/autokg.git>.

1 Introduction

Large Language Models (LLMs) have demonstrated remarkable capabilities in natural language understanding (Karanikolas et al., 2023; Kumar, 2024), content generation (Moore et al., 2023; Nejjar et al., 2023), and reasoning (Saparov and He, 2022; Feng et al., 2023; Hao et al., 2024; An et al., 2023). However, propensity to generate content

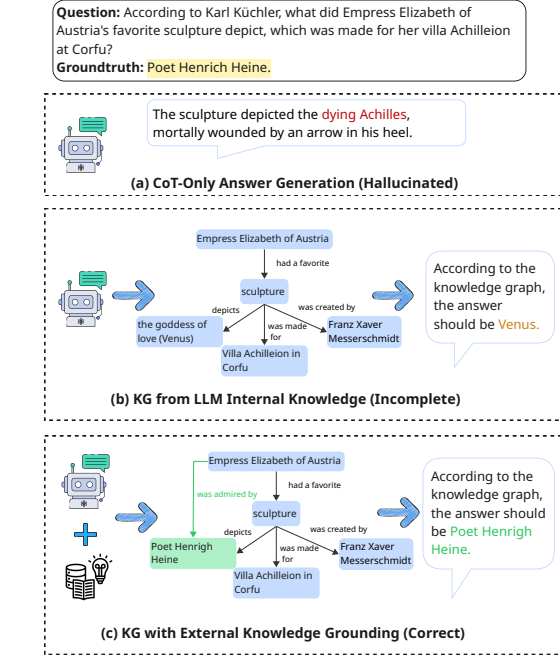


Figure 1: Comparison of three methods for answering factual questions: (a) Chain-of-Thought prompting, (b) Answering with a KG constructed from the LLM’s internal knowledge, (c) Answering with a KG grounded in external knowledge. Grounding with external knowledge corrects incorrect entities and expands the graph with new edges, ultimately leading to the correct answer. In this example, both (a) and (b) focus on an image from Greek mythology, which is incorrect, highlighting the limitation of relying solely on the LLM’s internal knowledge base. Details of the KG construction process are provided in Section 3.

inconsistent with factual information, presents substantial risks in high-stakes domains and degrades their performance (Wang et al., 2024b,a). This issue have been highlighted by evaluating LLMs on factual question answering task, where LLMs are required to provide accurate answers to questions based on verifiable facts. Recent research indicates that even for relatively straightforward factual retrieval tasks, LLMs struggle with reliably

grounding their responses (Huang et al., 2025).

To this end, recent works reveal the effectiveness of merging structured data, especially knowledge graphs (KGs) at inference time to enhance LLMs’ factuality (Pan et al., 2024)(Yao et al., 2023)(Sun et al., 2023). KGs represent facts as interconnected triples of entities and relations, offering explicit structure that supports compositional reasoning, and mitigates hallucination. Instead of relying purely on unstructured parametric memory, reasoning over structured KG enables LLMs to access and combine factual knowledge systematically. The graph-based representation of knowledge facilitates the identification of knowledge deficiencies(Zheng et al., 2023), provides the potential to expand and refine the knowledge graph precisely during inference time, enabling more accurate answers to factual questions.

Many existing methods rely on pre-constructed knowledge graphs derived from static knowledge bases as their primary source of factual information (Sen et al., 2023; Baek et al., 2023; Wu et al., 2023). While these external sources are typically well-curated and offer domain-specific knowledge, constructing and maintaining them demands substantial human effort. This often limits scalability and adaptability, especially in fast-evolving knowledge contexts. In contrast, LLMs are trained on massive text corpora, which endow them with broad but implicit knowledge across diverse topics(Gekhman et al., 2025). Although their internal knowledge bases may be less comprehensive or precise than curated external sources, they offer a key advantage: knowledge extraction from LLMs can be performed on-demand with minimal manual intervention, allowing for rapid, dynamic construction of knowledge graphs tailored to specific inference tasks. This contrast raises a natural question: **Can we combine the strengths of both paradigms leveraging the customizability and reliability of external knowledge bases with the adaptability and efficiency of LLM-derived knowledge graphs?** Such a hybrid approach could enable real-time KG construction and expansion during inference-time, improving LLMs’ factual reasoning ability while minimizing human labor.

To illustrate the core motivation and methodological differences, Figure 1 compares three approaches to factual question answering: (a) Chain-of-Thought (CoT) prompting; (b) answering with a KG constructed from the LLM’s internal knowledge; and (c) answering with a KG further refined

through external retrieval. Compared to unstructured CoT reasoning, KGs make the reasoning process more explicit and interpretable. Moreover, incorporating external knowledge allows the model to revise missing or inaccurate triplets, thereby improving factual coverage and answer accuracy.

In this paper, we address the challenge of improving the factual reliability of LLMs by leveraging structured knowledge representations. We propose a novel pipeline that constructs and expands knowledge graphs dynamically during inference-time, drawing from both internal LLM representations and external knowledge bases. The main contributions of our work are:

- **Inference-Time Knowledge Graph Construction:** We present a method to extract factual triplets directly from LLMs’ internal knowledge through prompting, design an inference-time expansion strategy that iteratively extends the graph with relevant entities and relations. Our method is guided by the model’s evolving reasoning needs, thereby enhancing coverage and contextual relevance.
- **Hybrid Knowledge Integration:** We explore a unified approach that combines internal LLM-derived knowledge with curated external knowledge bases via knowledge graphs. This hybrid setup enhances factual grounding by compensating for gaps in either source.
- **Empirical Validation on Factual QA Tasks:** We evaluate our approach on multiple factual question answering benchmarks, demonstrating consistent improvements in answer accuracy and factual consistency.

2 Related Work

2.1 Construct KG by LLMs

Recent advances in LLMs have led to growing interest in using them for knowledge graph construction. Traditional KG construction is a labor-intensive task requiring extensive domain expertise, whereas LLMs offer the potential to automate this process by leveraging their pre-trained knowledge and natural language understanding. (Kommineni et al., 2024) introduce a semi-automatic pipeline where an LLM generates competency questions to guide ontology construction and triple extraction from academic texts. (Nie et al., 2024) employ chain-of-thought prompting to improve relation extraction consistency using predefined schemas, while

enhancing graph quality through ontology alignment. (Xu et al., 2024) present Generate-on-Graph (GoG), a training-free method where an LLM dynamically augments incomplete KGs during question answering by injecting new triples based on its world knowledge. For data-scarce settings, (Li et al., 2024) propose FKGC, which synthesizes plausible triples for rare relations and distills them into smaller models with consistency checks.

LLM-based KG construction has also been explored in various domain-specific and QA-driven contexts. (Bai et al., 2025) construct a 2-million-node KG (KG-FM) from over 100,000 research papers using Qwen2-72B, enabling accurate QA through KG-augmented inference. Meanwhile, (Ding et al., 2024) propose pipelines for theme-specific and cybersecurity KGs, guided by domain-specific ontologies to enhance structure and accuracy. Complementing these text-based approaches, (Cohen et al., 2023) propose LMCRAWL, a method for extracting knowledge graphs directly from the internal knowledge of LLMs. Starting from seed entities, the model is prompted to recursively generate related triples, building a structured KG without relying on external corpora. Their results show that LLMs encode a substantial amount of factual knowledge that can be surfaced with high precision. Together, these works reflect a broader shift toward LLM-centric, structure-aware pipelines that combine prompt design, schema constraints, and minimal supervision to extract and utilize structured knowledge for tasks such as question answering and KG completion.

2.2 Knowledge Graphs for Factual QA

Recent works have highlighted the effectiveness of KGs in enhancing factual question answering. (Pan et al., 2024) propose a roadmap for unifying LLMs and KGs, arguing that structured, verified facts provided by KGs help mitigate hallucinations and ensure factual consistency. They demonstrate that retrieving from KGs supplements the parametric memory of LLMs and supports more accurate factual retrieval. (Yao et al., 2023) and (Sun et al., 2023) emphasize that the explicit graph structure enables compositional, multi-hop reasoning by linking related facts through traversable paths. Their studies show that reasoning over KGs naturally facilitates complex inference steps that are difficult for LLMs relying solely on free-text generation. Empirically, (Ma et al., 2025) introduce Debate-on-Graph (DoG), a KG-augmented reason-

ing framework, achieving a 23.7% improvement in accuracy over prior methods on WebQuestions. Their results highlight that incorporating KG-based reasoning loops leads to more systematic, interpretable, and fact-grounded QA performance.

2.3 Factual Question Answering

Factual question answering has been widely explored across different data sources and reasoning formats. Despite recent breakthroughs in LLMs, state-of-the-art models still face notable limitations in producing consistent and verifiable factual responses across QA benchmarks. These shortcomings have renewed interest in structured approaches such as knowledge graph-based QA to improve factual accuracy and reasoning transparency. Factual QA benchmarks are generally classified into three categories according to knowledge source: **Knowledge Base QA (KBQA)** focuses on answering questions from curated knowledge bases such as Freebase and Wikidata. Datasets like SimpleQuestions (Bordes et al., 2015) and WebQuestionsSP (Yih et al., 2016) provide natural language questions mapped to single-hop and multi-hop facts, while ComplexWebQuestions (Talmor and Berant, 2018) and LC-QuAD 2.0 (Dubey et al., 2019) introduce complex logical, comparative, and numerical queries. **Document-based QA** requires answering questions using evidence from unstructured text. HotpotQA (Yang et al., 2018) is a widely used multi-hop benchmark where models must synthesize information across multiple paragraphs, while ConditionalQA (Sun and et al., 2022) includes questions whose answers depend on specific conditions mentioned in context. DROP (Dua et al., 2019) poses challenges involving numerical, comparative, and logical reasoning. **Expert-curated QA** datasets, such as SimpleQA (Wei, 2024), are designed to assess factual precision under adversarial and high-accuracy settings. SimpleQA consists of simple fact-seeking questions with verifiable answers, carefully curated by human annotators and adversarially tested against GPT-4.

3 Method

Existing KG-based QA methods typically rely on either (i) manually curated knowledge bases, or (ii) extraction of entities and relations only from the LLM’s parametric knowledge. In contrast, our approach introduces two novel components: (1) an automated pipeline that guides the LLM

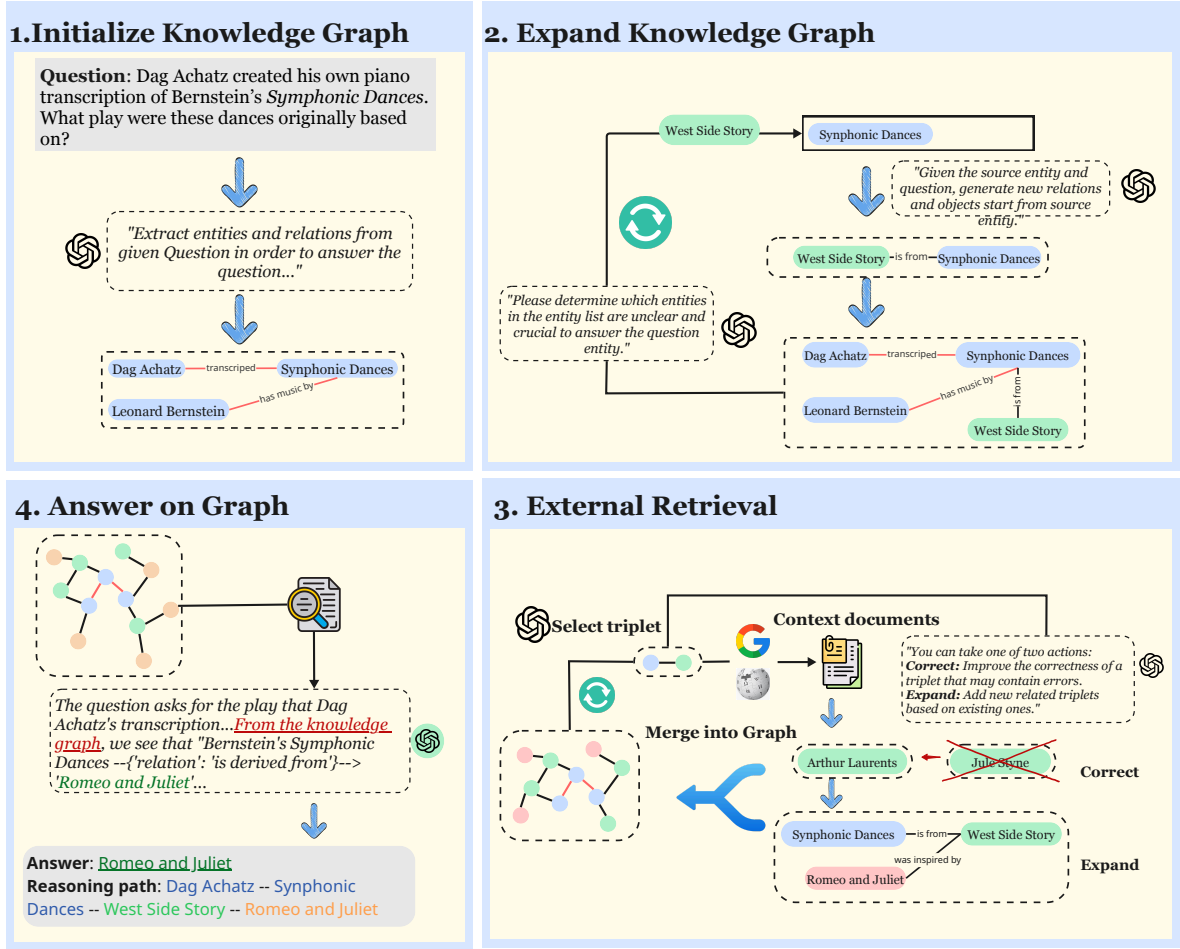


Figure 2: Overview of our pipeline. The process begins with (A) **Graph initialization**, in which the input question is parsed by the LLM to extract initial triplets. Next, (B) **Graph expansion** iteratively explores breadth-first relations from seed entities to build a larger KG. Following this, in (D) **External retrieval**, search is performed (e.g., using BM25 on the content returned from wikipedia and google search) to correct or extend selected triplets, which are merged into the graph. Finally, (E) **Answering on Graph**, a refined KG supports factual answer generation, yielding a grounded response.

to iteratively construct and expand the knowledge graph from the input question without requiring predefined schemas, and (2) an external grounding mechanism that integrates information from open-domain retrieval (Wikipedia, Google Search) to correct or expand incomplete or incorrect triplets. Formally, a Knowledge Graph (KG) is represented as $G = (s, r, o) \subseteq E \times R \times E$, where E denotes the set of entities and R represents the set of relations. Each triplet (s, r, o) consists of a subject-relation-object structure, where $s, o \in E$ and $r \in R$. Additionally, we use Q to represent a given question, and LM denote a language model.

As illustrated in Figure 2, the process can be formally described as follows: **Graph Initialization:** The process begins by initializing a graph G_0 from the given question $Q \rightarrow LM \rightarrow G_0$, which includes the entities and relations mentioned

within the question. **Graph Expansion:** In this step, the graph G_0 is expanded in a breadth-first order. For each iteration, the LLM generates a new relation r and object o from a selected source entity s . This expansion continues until the graph reaches a depth of D , resulting in the expanded graph G_1 . **External Retrieval:** When leveraging the knowledge graph to answer questions, the LLM may encounter incorrect or incomplete triplets, either containing factually incorrect entities (incorrect) or lacking sufficient detail and thus requiring further expansion to reach the correct answer (incomplete). To address this, the LLM modifies or expands the graph G_1 , such as replacing an erroneous triplet (s, r, o) with a corrected triplet (s, r', o') . During this stage, the LLM has access to external knowledge sources. The revised graph, incorporating external information, is denoted as G^* . **Answering**

on the Graph: The final step involves the LLM generating an answer to the question Q by querying the relations and entities within the graph G^* .

3.1 Graph Initialization

Given a question Q , the LLM is first prompted to extract relevant entities and relations. Specifically, the model is instructed: *"Extract meaningful entities and relations from the given question in order to answer it."* The LLM then returns a set of triplets that capture the core focus and informational intent of Q . These triplets are utilized to initialize the knowledge graph G_0 , which forms the basis for the subsequent expansion process.

3.2 Graph Expansion

This stage forms the core mechanism for constructing a KG from the LLM’s internal knowledge. We design an iterative process in which the LLM selects a subset of entities deemed valuable for further exploration. These selected entities, denoted as E_s , are placed into a buffer B . The LLM then proceeds to explore each entity in B using a breadth-first strategy. During each iteration, the LLM generates one new triplet related to the current entity. This process continues until the buffer is empty or a predefined depth D limit is reached. The resulting expanded graph is denoted as G_1 . The corresponding pseudocode is provided in Algorithm 1.

3.3 External Retrieval

Although the LLM can attempt to answer the original question Q using only the information encoded in the knowledge graph G_1 , its internal knowledge base may be insufficient to generate a fully accurate answer. To address this limitation and enhance the factuality of the LLM’s responses, we introduce an external retrieval mechanism that incorporates knowledge from Wikipedia and Google Search.

The LLM is allowed to iteratively improve the knowledge graph up to a limited number of times. In each iteration, the LLM selects a triplet from the graph and chooses one of two possible actions: **Correct** or **Expand**. **Correct** refers to improving the accuracy of a triplet that may contain errors, while **Expand** involves adding new related triplets based on the existing ones. Specifically, we construct a search query from the selected triplet (s, r, o) in the form of 's, r, o', and retrieve the top k most relevant search results using the BM25 algorithm (Robertson et al., 2009). The search context is then provided to the LLM, which returns the

Algorithm 1: BuildKnowledgeGraph

Input: Question q , max depth d

Output: Knowledge Graph G_1

```

1 Initialize graph  $G_0$ , visited set  $V$ , queue  $Q$ ,
  buffer  $B$ 
2 Extract initial entities  $E_0$  and relations  $R_0$ 
  from  $q$ 
3 Add  $E_0$  and  $R_0$  into  $G_0$ ;  $V \leftarrow E_0$ 
4  $Q \leftarrow$  Filtered entities from  $E_0$ 
5 for  $i \leftarrow 1$  to  $d$  do
6   while  $Q$  is not empty do
7      $e \leftarrow Q.pop()$ 
8      $R \leftarrow$  Expand  $e$  based on  $q$  and  $G_0$ 
9     foreach  $(s, r, o) \in R$  do
10      if  $o \notin V$  then
11        Add  $(s - r - o)$  to  $G_0$ 
12         $V \leftarrow V \cup \{o\}$ ,  $B.append(o)$ 
13    $Q \leftarrow$  Filtered entities from  $B$ 
14   Clear  $B$ 
15 return  $G_0$ 

```

corrected or expanded triplet(s), which are merged into the graph. By leveraging external information, the LLM refines and updates the knowledge graph, resulting in an improved graph G^* .

3.4 Answering on the Graph

Once the knowledge graph G^* has been constructed and refined, the LLM is prompted to generate an answer to the question Q based on the final graph. This structured representation ensures that the LLM’s response is grounded in verifiable facts, whether they are internally derived or externally validated. All the relevant prompts used during this process are provided in Appendix B.

4 Experiments

4.1 Datasets

The test questions should be simple and concise, with answers consisting of a single entity. This ensures that the module can accurately interpret the question, allowing the evaluation to focus on factual grounding. Considering the diversity of knowledge sources and the broad coverage of topics and entities, we select three representative datasets from Section 2.3, encompassing Knowledge Base Question Answering (KBQA), Document-based QA, and Expert-curated QA. **Complex WebQuestions(CWQ)**(Talmor and Berant, 2018) is a dataset

Model	Method	CWQ		HotpotQA		SimpleQA
		EM	Acc.	EM	Acc.	Acc.
GPT-4o	CoT	32.9	64.1	39.1	68.6	40.1
	KG w. Internal Knowledge	36.6	62.5	37.1	66.2	24.9
	KG w. External Knowledge	36.4	65.6	38.7	67.6	43.3
Gemini-2.5-flash	CoT	31.5	61.9	39.7	67.7	28.3
	KG w. Internal Knowledge	30.2	55.2	35.8	63.4	25.3
	KG w. External Knowledge	34.9	63.3	39.0	68.2	23.5
Qwen-2.5-32B	CoT	23.4	50.1	25.5	46.6	7.0
	KG w. Internal Knowledge	27.0	52.5	26.9	46.5	6.9
	KG w. External Knowledge	31.4	53.7	29.1	47.8	21.3
Llama-4-scout	CoT	27.0	56.0	25.6	47.1	11.7
	KG w. Internal Knowledge	26.8	55.7	23.4	48.3	8.5
	KG w. External Knowledge	29.0	57.9	27.6	54.8	37.1
Deepseek-V3	CoT	27.5	62.4	29.6	61.5	24.9
	KG w. Internal Knowledge	35.9	62.1	35.6	63.8	24.6
	KG w. External Knowledge	39.5	64.5	36.9	64.8	35.4

Table 1: Performance comparison across three QA tasks: CWQ (Knowledge Base QA), HotpotQA (Document QA), and SimpleQA (Expert-curated QA). EM and Accuracy are reported separately for CWQ and HotpotQA. Accuracy is reported for SimpleQA.

designed to evaluate the ability of question answering systems to decompose complex questions into simpler sub-questions and provide answers. It contains 34,689 complex questions, each paired with a SPARQL query executable against Freebase. **HotpotQA**(Yang et al., 2018) is a large-scale dataset consisting of 113,000 crowd-sourced questions, each requiring reasoning over multiple supporting documents from the English Wikipedia. All questions have sentence-level supporting facts provided. **SimpleQA**(Wei, 2024) is a benchmark comprising 4,326 short, fact-seeking questions. Each question is designed to have a single, indisputable answer, and responses are graded as correct, incorrect, or not attempted. The dataset thus serves as a concise yet rigorous testbed for evaluating LLMs’ factual precision in QA systems.

4.2 Experiment Settings

In our experiments, we evaluate the performance of various models on CWQ-test, (3,519 questions), HotpotQA-dev(7,405 questions), and SimpleQA (4,326 questions). For HotpotQA-dev, we only provide questions to LLM without the support contexts. The evaluation metrics include Exact Match (EM) and LLM-assisted judge accuracy (Acc) on HotpotQA and CWQ, for SimpleQA we utilize simple-evals tools. For the LLM-assisted judge, we utilize GPT-4o-mini. The models under evalua-

tion are GPT-4o, Deepseek-v3, Gemini-2.5-flash, Qwen2.5-32B-instruct, and Llama-4-scout. For external retrieval, we utilize Serper API for google search and wikipedia python package. The results of these evaluations are presented in Table 1. Detailed prompt configurations are provided in Appendix B. More detailed experimental settings can be found in Appendix A.

4.3 Main Results

Table 1 presents a comprehensive evaluation of five LLMs across the selected datasets under three different settings: (a) Chain-of-Thought prompting (CoT), (b) knowledge graph construction using internal model knowledge only (KG w. Internal), and (c) knowledge graph augmentation with external retrieval (KG w. External). These three settings reflect increasing levels of structure and factual grounding, progressing from purely unstructured reasoning to explicitly constructed and verifiable knowledge representations. Across all models and datasets, we observe a consistent and substantial improvement in performance when external retrieval is incorporated into the knowledge graph construction. This highlights the robustness and generality of our proposed approach. Specifically, our method yields significant gains over the standard CoT prompting baseline. For instance, Deepseek-V3 achieves a 12% absolute improve-

ment in exact match on CWQ, and Llama-4-scout sees a remarkable 25.4% increase in accuracy on SimpleQA. These results are particularly notable given the diverse nature of the datasets.

However, the KG w. Internal Knowledge setting — where knowledge graphs are constructed solely from the LLM’s internal generations — does not consistently improve model performance. In some cases, it even leads to degradation. For example, GPT-4o achieves lower accuracy on SimpleQA under this setting compared to CoT prompting. This observation suggests that while constructing KGs from internal knowledge can help elicit factual content, the process is not robust enough to ensure consistent gains. Moreover, performance disparities are especially pronounced on SimpleQA. Notably, Qwen2.5-32B and Llama-4-scout both achieve under 10% accuracy when relying solely on internal knowledge. This underscores a critical limitation: although LLMs encode a vast amount of implicit factual knowledge, such knowledge is often incomplete, imprecise, or difficult to extract reliably.

By using knowledge graphs as a mediator between internal representations and external knowledge sources, our method raises the performance of smaller models to be on par with much larger ones. For instance, Llama-4-scout, when equipped with external KG retrieval, even surpasses both Deepseek-V3 and Gemini-2.5-flash on SimpleQA — despite having significantly fewer parameters. This demonstrates the potential of external KG augmentation to bridge the capability gap across LLMs of varying scales and settings.

Limitations of Internal Knowledge Alone. To better understand the contribution of external retrieval in improving knowledge coverage of knowledge graphs, we compute the recall of the constructed graphs—i.e., the proportion of groundtruth appear in the graphs. The results are shown in Table 2. Across all datasets and models, the recall consistently improves when external sources are integrated into the graph construction pipeline. For instance, on the SimpleQA dataset, Llama-4-scout shows a substantial recall increase from 9.3% to 41.2%, a gain of +31.9 points. Similarly, Qwen2.5-32B improves by +28.8 points on SimpleQA. These gains are particularly prominent on SimpleQA, a dataset with sparse but precise fact requirements, which highlights the brittleness of relying solely on internal LLM knowledge. Even for stronger models like GPT-4o and Deepseek-V3, external retrieval leads to consistent improvements across CWQ and

Model	CWQ	HotpotQA	SimpleQA
<i>GPT-4o</i>			
Internal KG	52.5	49.5	25.8
+ External	55.6	53.5	48.1
Δ	+3.1	+4.0	+22.3
<i>Gemini-2.5-flash</i>			
Internal KG	42.2	46.0	22.6
+ External	51.1	55.5	49.4
Δ	+8.9	+9.5	+26.8
<i>Qwen2.5-32B</i>			
Internal KG	39.6	35.0	8.7
+ External	45.5	41.7	37.5
Δ	+5.9	+6.7	+28.8
<i>LLama-4-scout</i>			
Internal KG	49.3	39.6	9.3
+ External	54.0	48.6	41.2
Δ	+4.7	+9.0	+31.9
<i>Deepseek-V3</i>			
Internal KG	53.9	49.2	24.3
+ External	57.1	54.3	47.0
Δ	+3.2	+5.1	+22.7

Table 2: Recall (%) of knowledge graphs constructed from internal LLM knowledge versus those enhanced with external retrieval across CWQ, HotpotQA, and SimpleQA. The bottom row of each model shows the absolute gain from external retrieval.

HotpotQA. These findings highlight the limitations of relying solely on internal LLM knowledge and demonstrate the substantial benefits brought by external retrieval. The structured nature of knowledge graphs allows external retrieval to operate at the granularity of individual triplets, making the retrieval process more fine-grained and controllable. This design enables the system to achieve significant performance gains with minimal retrieval overhead, offering an efficient and scalable pathway to enhance factual coverage in LLM-based QA.

4.4 Ablation Study

Effect of number of hops HotpotQA is a multi-hop factual QA dataset in which each question is annotated with the number of reasoning hops required to arrive at the correct answer. To further investigate how this reasoning complexity impacts performance, we analyze the KG w. External method by examining both LLM-judged answer accuracy and the size of the constructed knowledge graphs, measured by the number of triplets per graph. As shown in Figure 3, we observe a clear trend: as the number of hops increases, the average graph size grows while the accuracy of the

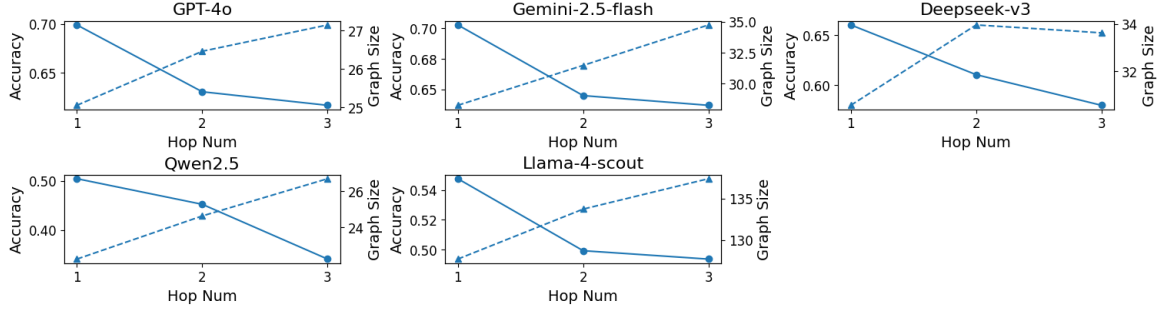


Figure 3: Accuracy and graph size for five models across different hop counts. Solid lines represent accuracy, while dashed lines indicate graph size.

model’s answers declines.

This behavior suggests that more complex questions, which require multi-hop reasoning across multiple facts, lead to generate larger initial graphs in an attempt to capture all potentially relevant entities and relations. These larger initial graphs, when further expanded and contribute to the overall increase in graph size. However, the expanded graph introduces more candidate paths and entities, which makes it increasingly difficult for the model to identify the correct answer node with high precision. The decline in accuracy reflects this challenge, revealing a trade-off between broader coverage through larger graphs and the precision required for accurate factual retrieval.

Effect of model scale We further investigate the relationship between model size, accuracy, and graph recall, as shown in Figure 4. We select three models with varying sizes: Llama-4-scout (17B), Qwen2.5 (32B), and Deepseek-v3 (671B). Deepseek-v3 achieves the highest accuracy and graph recall across all hop levels, demonstrating the advantage of a larger internal knowledge base. Notably, it also exhibits the largest gap between accuracy and recall, indicating that, given a fixed amount of information in the graph, Deepseek-v3 is more effective at activating relevant internal knowledge. In contrast, Qwen2.5 performs the weakest, and as the hop count increases, its graph recall even surpasses its accuracy, suggesting a high sensitivity to reasoning difficulty and a relatively weak ability to leverage graph structure. Llama-4-scout shows greater robustness to hop complexity increase, indicating stronger capability in retrieving useful information from the graph in multi-hop scenarios.

5 Conclusion

In this paper, we present a pipeline for inference-time knowledge graph construction that integrates

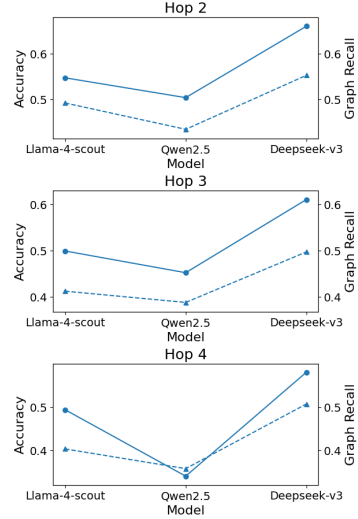


Figure 4: Accuracy and graph recall across different hop counts. Solid lines represent accuracy, while dashed lines indicate graph recall.

LLM-derived and external knowledge. This approach improves factual accuracy, interpretability, and robustness in QA, with experiments showing its effectiveness in bridging knowledge gaps and supporting multi-hop reasoning.

6 Limitations

Several limitations remain for our work: (a) When constructing knowledge graphs from the LLM’s internal knowledge base, there is a risk of generating hallucinated content. Such noise can propagate through the graph and lead to incorrect answers. (b) A noticeable gap persists between graph recall and exact match performance, indicating that current graph retrieval mechanisms are still suboptimal. Improving the accuracy and relevance of graph construction and retrieval may further enhance overall performance.

7 Ethical Consideration

Our work focuses on enhancing factual grounding in LLM-based QA systems. Potential benefits include improved trustworthiness in applications like education, healthcare, and legal domains. However, misapplication might lead to overreliance on automated answers or misuse in misinformation contexts. We mitigate these risks by grounding responses in verifiable external sources and making reasoning chains interpretable. We also ensure that any dataset used complies with licensing and privacy regulations. Finally, all datasets used in our study are publicly released for academic research. HotpotQA is distributed under Apache License 2.0, Complex WebQuestions (CWQ) is released under the Creative Commons Attribution-ShareAlike (CC-BY-SA) license, and SimpleQA is distributed under the MIT License. We do not collect or redistribute any data from private or user-generated sources. Any content retrieved externally (e.g., via Google Search or Wikipedia) is used only at inference time for model augmentation and is not retained, repackaged, or released. Such use aligns with fair use principles for academic research.

References

- Shengnan An, Zexiong Ma, Zeqi Lin, Nanning Zheng, Jian-Guang Lou, and Weizhu Chen. 2023. Learning from mistakes makes llm better reasoner. *arXiv preprint arXiv:2310.20689*.
- Jinheon Baek, Alham Fikri Aji, and Amir Saffari. 2023. Knowledge-augmented language model prompting for zero-shot knowledge graph question answering. *arXiv preprint arXiv:2306.04136*.
- Xuefeng Bai, Song He, Yi Li, Yabo Xie, Xin Zhang, Wenli Du, and Jian-Rong Li. 2025. Construction of a knowledge graph for framework material enabled by large language models and its application. *npj Computational Materials*, 11(1):51.
- Antoine Bordes, Nicolas Usunier, Sumit Chopra, and Jason Weston. 2015. Large-scale simple question answering with memory networks. In *Proceedings of the 24th International Conference on Artificial Intelligence (IJCAI)*.
- Roi Cohen, Mor Geva, Jonathan Berant, and Amir Globerson. 2023. Crawling the internal knowledge-base of language models. *arXiv preprint arXiv:2301.12810*.
- Linyi Ding, Sizhe Zhou, Jinfeng Xiao, and Jiawei Han. 2024. Automated construction of theme-specific knowledge graphs. *arXiv preprint arXiv:2404.19146*.
- Dheeru Dua, Yizhong Wang, Pradeep Dasigi, Gabriel Stanovsky, Sameer Singh, and Matt Gardner. 2019. Drop: A reading comprehension benchmark requiring discrete reasoning over paragraphs. *NAACL*.
- Mohnish Dubey, Prateek Banerjee, Ahmed Abdelkawi, and Jens Lehmann. 2019. Lc-quad 2.0: A large dataset for complex question answering over wiki-data and dbpedia. *The Semantic Web*.
- Jiazhan Feng, Ruochen Xu, Junheng Hao, Hiteshi Sharma, Yelong Shen, Dongyan Zhao, and Weizhu Chen. 2023. Language models can be logical solvers. *arXiv preprint arXiv:2311.06158*.
- Zorik Gekhman, Eyal Ben David, Hadas Orgad, Eran Ofek, Yonatan Belinkov, Idan Szpektor, Jonathan Herzig, and Roi Reichart. 2025. Inside-out: Hidden factual knowledge in llms. *arXiv preprint arXiv:2503.15299*.
- Shibo Hao, Yi Gu, Haotian Luo, Tianyang Liu, Xiyan Shao, Xinyuan Wang, Shuhua Xie, Haodi Ma, Adithya Samavedhi, Qiyue Gao, and 1 others. 2024. Llm reasoners: New evaluation, library, and analysis of step-by-step reasoning with large language models. *arXiv preprint arXiv:2404.05221*.
- Lei Huang, Weijiang Yu, Weitao Ma, Weihong Zhong, Zhangyin Feng, Haotian Wang, Qianglong Chen, Weihua Peng, Xiaocheng Feng, Bing Qin, and 1 others. 2025. A survey on hallucination in large language models: Principles, taxonomy, challenges, and open questions. *ACM Transactions on Information Systems*, 43(2):1–55.
- Nikitas Karanikolas, Eirini Manga, Nikolettta Samaridi, Eleni Tousidou, and Michael Vassilakopoulos. 2023. Large language models versus natural language understanding and generation. In *Proceedings of the 27th Pan-Hellenic Conference on Progress in Computing and Informatics*, pages 278–290.
- Vamsi Krishna Kommineni, Birgitta König-Ries, and Sheeba Samuel. 2024. From human experts to machines: An llm supported approach to ontology and knowledge graph construction. *arXiv preprint arXiv:2403.08345*.
- Pranjal Kumar. 2024. Large language models (llms): survey, technical frameworks, and future challenges. *Artificial Intelligence Review*, 57(10):260.
- Qian Li, Zhuo Chen, Cheng Ji, Shiqi Jiang, and Jianxin Li. 2024. Llm-based multi-level knowledge generation for few-shot knowledge graph completion. In *Proceedings of the Thirty-Third International Joint Conference on Artificial Intelligence*, volume 271494703.
- Jie Ma, Zhitao Gao, Qi Chai, Wangchun Sun, Pinghui Wang, Hongbin Pei, Jing Tao, Lingyun Song, Jun Liu, Chen Zhang, and 1 others. 2025. Debate on graph: a flexible and reliable reasoning framework for large language models. In *Proceedings of the AAAI Conference on Artificial Intelligence*, volume 39, pages 24768–24776.

- Steven Moore, Richard Tong, Anjali Singh, Zitao Liu, Xiangen Hu, Yu Lu, Joleen Liang, Chen Cao, Hassan Khosravi, Paul Denny, and 1 others. 2023. Empowering education with llms-the next-gen interface and content generation. In *International Conference on Artificial Intelligence in Education*, pages 32–37. Springer.
- Mohamed Nejjar, Luca Zacharias, Fabian Stiehle, and Ingo Weber. 2023. Llms for science: Usage for code generation and data analysis. *Journal of Software: Evolution and Process*, page e2723.
- Jixuan Nie, Xia Hou, Wenfeng Song, Xuan Wang, Xinyu Zhang, Xingliang Jin, Shuoze Zhang, and Jiaqi Shi. 2024. Knowledge graph efficient construction: Embedding chain-of-thought into llms. *Proceedings of the VLDB Endowment*. ISSN, 2150:8097.
- Shirui Pan, Linhao Luo, Yufei Wang, Chen Chen, Jipu Wang, and Xindong Wu. 2024. Unifying large language models and knowledge graphs: A roadmap. *IEEE Transactions on Knowledge and Data Engineering*, 36(7):3580–3599.
- Stephen Robertson, Hugo Zaragoza, and 1 others. 2009. The probabilistic relevance framework: Bm25 and beyond. *Foundations and Trends® in Information Retrieval*, 3(4):333–389.
- Abulhair Saparov and He He. 2022. Language models are greedy reasoners: A systematic formal analysis of chain-of-thought. *arXiv preprint arXiv:2210.01240*.
- Priyanka Sen, Sandeep Mavadia, and Amir Saffari. 2023. Knowledge graph-augmented language models for complex question answering. In *Proceedings of the 1st Workshop on Natural Language Reasoning and Structured Explanations (NLRSE)*, pages 1–8.
- Haitao Sun and et al. 2022. Conditionalqa: A dataset for complex conditional question answering over narratives. *arXiv preprint arXiv:2202.12276*.
- Jiashuo Sun, Chengjin Xu, Lumingyuan Tang, Saizhuo Wang, Chen Lin, Yeyun Gong, Lionel M Ni, Heung-Yeung Shum, and Jian Guo. 2023. Think-on-graph: Deep and responsible reasoning of large language model on knowledge graph. *arXiv preprint arXiv:2307.07697*.
- Alon Talmor and Jonathan Berant. 2018. The web as a knowledge-base for answering complex questions. In *NAACL*.
- Yuxia Wang, Minghan Wang, Hasan Iqbal, Georgi Georgiev, Jiahui Geng, and Preslav Nakov. 2024a. Openfactcheck: A unified framework for factuality evaluation of llms. *arXiv preprint arXiv:2405.05583*.
- Yuxia Wang, Minghan Wang, Muhammad Arslan Manzoor, Fei Liu, Georgi Georgiev, Rocktim Jyoti Das, and Preslav Nakov. 2024b. Factuality of large language models in the year 2024. *CoRR*.
- Jason et al. Wei. 2024. Simpleqa: Evaluating factual consistency in frontier language models. *arXiv preprint arXiv:2403.12345*.
- Yike Wu, Nan Hu, Sheng Bi, Guilin Qi, Jie Ren, Anhuan Xie, and Wei Song. 2023. Retrieve-rewrite-answer: A kg-to-text enhanced llms framework for knowledge graph question answering. *arXiv preprint arXiv:2309.11206*.
- Yao Xu, Shizhu He, Jiabei Chen, Zihao Wang, Yangqiu Song, Hanghang Tong, Guang Liu, Kang Liu, and Jun Zhao. 2024. Generate-on-graph: Treat llm as both agent and kg in incomplete knowledge graph question answering. *arXiv preprint arXiv:2404.14741*.
- Zhilin Yang, Peng Qi, Saizheng Zhang, Yoshua Bengio, William W Cohen, Ruslan Salakhutdinov, and Christopher D Manning. 2018. Hotpotqa: A dataset for diverse, explainable multi-hop question answering. *arXiv preprint arXiv:1809.09600*.
- Yao Yao, Zuchao Li, and Hai Zhao. 2023. Beyond chain-of-thought, effective graph-of-thought reasoning in language models. *arXiv preprint arXiv:2305.16582*.
- Wen-tau Yih, Ming-Wei Chang, Xiaodong He, and Jianfeng Gao. 2016. The value of semantic parse labeling for knowledge base question answering. In *ACL*.
- Ce Zheng, Lei Li, Qingxiu Dong, Yuxuan Fan, Zhiyong Wu, Jingjing Xu, and Baobao Chang. 2023. Can we edit factual knowledge by in-context learning? *arXiv preprint arXiv:2305.12740*.

A Hyperparameters

In our experiments, we adopt the following hyperparameters:

- **Depth D** : The number of iterations for expanding the knowledge graph. In each iteration, the pipeline performs a breadth-first expansion on all seed entities in the queue, which are filtered from the current graph state. This reflects the maximum number of hops from entities extracted from the question to the outer boundary of the graph. In our experiments $D = 3$.
- **Retrieval Steps S** : The number of iterations for external retrieval. In each step, the LLM selects one triplet from the graph and either modifies or expands it based on the retrieved external content. In our experiments $S = 5$.
- **BM25 Top- k Paragraphs**: The number of top-ranked paragraphs returned by the BM25 algorithm for a given search query. These paragraphs are passed to the LLM as external context for enhancement or expansion. In our experiments $k = 3$.

B Prompts

B.1 LLM judgment

LLM judgment

You are an AI assistant for grading a factual question-answering task. You will receive a question, a model's prediction, and one or more correct answers. Your goal is to judge whether the prediction is factually aligned with any of the ground truths.

Do not require an exact wording match. Accept synonyms, abbreviations, paraphrases, or contextually correct answers. Even if the prediction is only part of the full ground truth, or includes extra information, consider it correct as long as the key factual content is accurate.

If multiple ground truths are given, matching any of them is enough. Use common sense and background knowledge. Only mark the prediction wrong if it clearly contradicts the facts.

Question:

[question]

Prediction:

[prediction]

Ground Truth(s):

[ground_truth]

Explain your reasoning, and end your response on a new line with only "Yes" or "No" (without quotes)

B.2 Graph Construction

Extract Question Entities

Extract useful entities and relations from the given question to help answer it.

Question: [question]

Step 1 - Return new useful entities in this format:
1. entity1 2. entity2 ...

Step 2 - Then, extract any relationships ****between those entities**** based on your knowledge of the question.

Return relations in this format: 1. [entity] -> [relation] -> [entity] 2. ...

Requirements:

- Only include relations among the extracted entities.
- ****Return only the lists****, no explanation or reasoning.

Filter Entities

Given a question, and an entity list. Please determine which entities in the entity list are unclear and crucial to answer the question.

[Question]: [question]

[Entity list]: [entities]

You should return the entities strictly in the format of:

[Trajectory]: your step-by-step thinking process.

[Entity] 1. entity1 2. entity2 ...

Examples:

Question: Which Emmett's Mark actor also played in the HBO series 'The Wire'

Entity list: ["Emmett's Mark", 'actor', 'The Wire', 'HBO']

Knowledge Graph: Emmett's Mark -'has actor'-> actor

nactor 'played in' -> HBO series "The Wire" Entity: 1. actor

Question: Who directed the upcoming British action comedy film which has Johnny English as the first part?

Entity list: ["Johnny English", "Upcoming British action comedy film", "Director"]

Knowledge Graph: Johnny English -is first part of' -> Upcoming British action comedy film

nDirector -directs-> Upcoming British action comedy film

Entity: 1. Director

Question: In what year was the park, which hosts The Hot Ice Show, founded ?

Entity list: ["park", "year", "Hot Ice Show"]

Knowledge Graph: park -founded in' -> year

nThe Hot Ice Show -'hosted at' -> park

Entity: 1. year 2. park

Expand Entities

Given the source entity "[source entity]" and the question below, generate new relations and objects start from source entity to expand the graph.

Question: [question][sentence text]

Step 1: List as much as relations what will help answer the question. Return relationships strictly in this format:

[Trajectory]: your step-by-step thinking process.

1. [relation1] 2. [relation2] ...

Step 2: Generate the object for each relation strictly in this format:

[Trajectory]: your step-by-step thinking process.

1. [source entity] -> [relation1] -> [object1] 2.

[source entity] -> [relation2] -> [object2] 3. ...

Requirements:

1. All the relations and entities must be shown in

natural language, without any special characters.

2. ****The object should be as specific as you can.** For example, you should generate "Franois de Malherbe" not "Specific Secretary's Name", "Fogg" not "Specific Winner's Surname". You should avoid noisy and unmeaningful output.**

B.3 External Retrieval

Select Triplet and Action

You are given a question and a knowledge graph.
[QUESTION]: [question]
[KG]: [Graph]
You can take one of two actions:

- Correct: Improve the correctness of a triplet that may contain errors.
- Expand: Add new related triplets based on existing ones.

You must select one ****existing**** triplet (i.e., an edge in the graph) that is ****not marked [searched]****.
Return your decision in ****exactly**** the following format:

Action: [Enhance or Expand]
Triplet: Head –[Relation]–> Tail
****Strict Rules****:

- You must choose a triplet from the above [KG] block.
- Do NOT invent or merge triplets.
- Do NOT include more than one triplet.
- Use the ****exact string match**** from the KG.
- The format must be exactly: Head –[Relation]–> Tail
- Do NOT include explanation or justification.

Correct Triplet

You are given a knowledge triplet and a context paragraph. Your job is to revise this triplet if needed, based on the factual evidence in the context.

Triplet to correct:
[head] –[relation]–> [tail]
Context:
[retrieved context]

Only return ONE modified triplet in the following format:

Head –[Relation]–> Tail

- Use exact format with spaces and brackets as shown.
- Do NOT add any explanation, preamble, or extra

text.

- Do NOT include "Answer:", "Output:", "Final answer:" etc.
 - The returned triplet MUST appear in a single line exactly as described.
- If no better version is found, you can return the original triplet as-is.

Expand Triplet

You are given a context paragraph related to this triplet:
[head] –[relation]–> [tail]
Your task is to extract UP TO 3 new factual triplets that are directly helpful to answer the following question:
"question"
Context:
[retrieved context]
Return your extracted triplets in the exact format:
Head –[Relation]–> Tail

- Only return factual knowledge expressed in the context.
- No explanation or commentary.
- Each triplet should be on a separate line, no bullet points or numbering.
- No extra text before or after.

Only include valid triplets. If no new triplets can be extracted, return an empty response.

B.4 Answer on Graph

Answer on Graph

You are a QA test machine, you need to answer the [Question] by a single entity.
A [Knowledge Graph] is given for your reference. Please find the single answer entity on the graph.
[QUESTION] [question] [Knowledge Graph] [graph str]
Let's think step by step to find answer entity in the knowledge graph.

Requirements:

1. In your thinking trajectory, you should analyze what triplet does question look at, and how do you find proper answer entity on the given graph.
2. If there are multiple entities in the graph seem correct for question, you should choose the best one.
3. The answer entity is a single entity, it should be detailed and specific and you should not add any explanation after return the entity

4. If the question is a yes/no question, you should answer it by "yes" or "no"