
Learning an Adversarial World Model for Automated Curriculum Generation in MARL

Brennen Hill

Department of Computer Science
University of Wisconsin-Madison
Madison, WI 53706
bahill14@wisc.edu

Abstract

World models that infer and predict environmental dynamics are foundational to embodied intelligence. However, their potential is often limited by the finite complexity and implicit biases of hand-crafted training environments. To develop truly generalizable and robust agents, we need environments that scale in complexity alongside the agents learning within them. In this work, we reframe the challenge of environment generation as the problem of learning a goal-conditioned, generative world model. We propose a system where a generative **Attacker** agent learns an implicit world model to synthesize increasingly difficult challenges for a team of cooperative **Defender** agents. The Attacker’s objective is not passive prediction, but active, goal-driven interaction: it models and generates world states (i.e., configurations of enemy units) specifically to exploit the Defenders’ weaknesses. Concurrently, the embodied Defender team learns a cooperative policy to overcome these generated worlds. This co-evolutionary dynamic creates a self-scaling curriculum where the world model continuously adapts to challenge the decision-making policy of the agents, providing an effectively infinite stream of novel and relevant training scenarios. We demonstrate that this framework leads to the emergence of complex behaviors, such as the world model learning to generate flanking and shielding formations, and the defenders learning coordinated focus-fire and spreading tactics. Our findings position adversarial co-evolution as a powerful method for learning instrumental world models that drive agents toward greater strategic depth and robustness.

1 Introduction

The development of embodied intelligent agents hinges on their ability to learn from and interact with their surroundings. Central to this ability is the concept of a world model, an internal representation of environmental dynamics that enables agents to understand, predict, and plan Ha and Schmidhuber [2018]. As the field advances, there is a clear imperative to move beyond world models used for passive sequence prediction and toward models that support active, goal-driven interaction and long-horizon decision-making Hafner et al. [2023]. A critical bottleneck in this pursuit is not the architecture of the agent, but the environment itself. Hand-crafted environments, no matter how complex, are finite and contain the biases of their designers, limiting the generalization and robustness of the agents trained within them.

Inspired by scaling laws in model and data size Kaplan et al. [2020], we argue that scaling the complexity, diversity, and interactivity of environments is a parallel and essential axis for progress in embodied AI. Recent advances in reinforcement learning (RL) allow agents to learn end-to-end from interaction Schulman et al. [2017], but this places an enormous demand on the training environment to be perpetually novel and challenging. Manually designing such environments is intractable.

This paper introduces a framework to automate and scale this process: **Learning an Adversarial World Model for Automated Curriculum Generation**. We cast the problem of environment design as a two-player game between a generative **Attacker** and a team of embodied **Defender** agents. The Attacker’s role is to learn a policy for procedurally generating sequences of hostile units. Crucially, we frame this generative policy as an *implicit, goal-conditioned world model*. Its goal is to defeat the Defenders, and its function is to model the world dynamics and generate future states (enemy configurations) that are most likely to achieve this goal. It does not passively predict what will happen; it actively generates what *should* happen to win.

Simultaneously, the multi-agent Defender team learns a cooperative decision-making policy to survive the worlds synthesized by the Attacker’s model. This adversarial dynamic creates a natural and automatic curriculum. As the Defenders’ policy improves, the Attacker’s world model is incentivized to generate more sophisticated and complex challenges. This, in turn, forces the Defenders to develop more robust and coordinated strategies. The result is a co-evolutionary arms race where the environment, embodied by the Attacker’s generative world model, continuously adapts to challenge the learning agents, effectively creating an infinite stream of targeted, increasingly difficult scenarios.

Our primary contributions are:

1. We propose a framework where an adversarial agent learns a generative world model, not for passive prediction, but for the downstream task of goal-directed, interactive scene generation to form a multi-agent curriculum.
2. We demonstrate that this adversarial co-evolution leads to the rapid emergence of complex and intelligent strategies in both the generative world model and the embodied defender agents.
3. We provide qualitative and quantitative evidence that the world model learns to generate strategically coherent scenarios (e.g., flanking), and the defenders learn coordinated counter-strategies (e.g., focus-fire), without these behaviors being explicitly programmed.
4. We argue that this paradigm is a powerful method for automatically scaling training environments, shifting focus from hand-crafting content to designing the rules of self-perpetuating, complexity-generating systems.

2 Related Work

Our research builds upon concepts from generative world models, multi-agent reinforcement learning (MARL), and adversarial curriculum generation.

2.1 Generative and Embodied World Models

A world model is an internal model of an environment that an agent uses for prediction and planning. Early work focused on passive prediction, such as forecasting future video frames from past observations Ha and Schmidhuber [2018]. More recent approaches like Dreamer have shown how world models learned in a latent space can be used for highly sample-efficient model-based reinforcement learning (MBRL) Hafner et al. [2021]. Our work aligns with the goal of moving world models toward active, goal-driven interaction. While models like Dreamer *imagine* futures to train a policy, our generative Attacker *realizes* imagined futures by directly synthesizing the environmental conditions for a downstream decision-making task. It is a form of interactive scene generation Bruce et al. [2024], where the model learns to generate physically and strategically plausible scenarios conditioned on the goal of challenging another agent.

2.2 Multi-Agent Reinforcement Learning (MARL)

MARL extends RL to settings with multiple agents, introducing the challenge of non-stationarity, as each agent’s optimal policy changes while others learn Buşoniu et al. [2008]. Our system leverages this non-stationarity as the core learning signal. The interaction structure is mixed-motive: fully cooperative within the Defender team and fully competitive between the Defenders and the Attacker. Centralized Training with Decentralized Execution (CTDE) is a standard paradigm for stabilizing learning in such settings de Witt et al. [2020]. Our use of Proximal Policy Optimization (PPO)

Schulman et al. [2017] for both teams is supported by its proven effectiveness in MARL (e.g., MAPPO), where it can learn robust cooperative and competitive policies Yu et al. [2022].

2.3 Adversarial Learning and Automatic Curricula

Our core mechanism is an adversarial dynamic. This concept is central to Generative Adversarial Networks (GANs) and has been instrumental in achieving superhuman performance in RL via self-play, as seen in AlphaZero Silver et al. [2017]. Competitive multi-agent environments have been shown to produce a natural curriculum, leading to the emergence of complex skills Bansal et al. [2018].

Our work directly extends the idea of using an adversary for procedural content generation (PCG) Volz et al. [2021], Gisslén et al. [2021]. However, we reframe the generator not just as a level creator but as a learned world model. Furthermore, we scale the challenge from a single-solver setting to a cooperative multi-agent team, shifting the task from solving static puzzles to developing dynamic, coordinated strategies. This process of co-evolution, where agents and their environment-generator adapt in tandem, is a powerful paradigm for open-ended learning, as demonstrated by algorithms like POET Wang et al. [2019]. Our system is a specific implementation of this principle, using a competitive game to drive the co-evolution of a world model (the Attacker) and an embodied policy (the Defenders), which automatically generates challenges of appropriate difficulty Florensa et al. [2018].

3 System Design and Methodology

We formalize our system as a two-team, nearly zero-sum, partially observable Markov game (POMG) Hansen et al. [2004]. The game features Team D, a set of $N = 4$ cooperative Defender agents, and Team A, a single adversarial agent representing the generative world model.

3.1 Environment

The game occurs on a discrete 2D grid of 10 lanes (x-axis) by 30 tiles (y-axis). The four embodied Defender agents are constrained to the bottom four rows ($y \in [0, 3]$), while the Attacker generates units from the top edge ($y = 29$). The Defenders win by surviving indefinitely; the Attacker wins if any Defender’s health reaches zero or if a generated unit breaches the Defenders’ baseline.

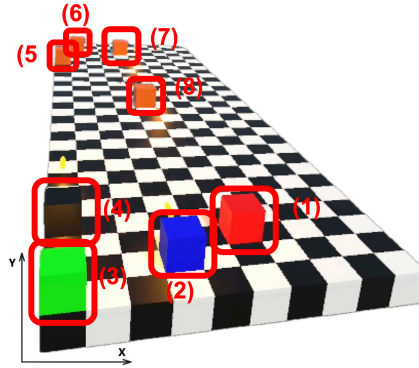


Figure 1: The game environment. Four Defender agents (1-4) move horizontally to defend against units (5-8) generated by the Attacker, which move vertically downwards.

3.2 Agents and Actions

3.2.1 The Embodied Defender Team

The Defender team comprises four agents, each assigned a unique role (Table 5 in Appendix). Each Defender has a state defined by its position, health, and energy, which regenerates over time. At

each discrete timestep, each Defender chooses an action from the space detailed in Table 1. Their decision-making policy is learned via RL to maximize survival time.

Table 1: Defender agent action space and energy costs.

Action	Energy Cost	Description
Move Left/Right	5	Change the agent’s x-coordinate by -1 or +1.
Shoot	10	Fire a projectile down the current lane.
Heal	50	Restore a portion of its own health.
Special Ability	200	A powerful, role-specific action.
Do Nothing	0	Conserve energy.

3.2.2 The Generative World Model (Attacker)

The Attacker agent learns a generative model of the world conditioned on the goal of defeating the Defenders. Its state is its current energy, which increases over time. Its action a^A is to generate a hostile unit defined by a parameter vector θ or to do nothing. The vector θ specifies the unit’s attributes, drawn from a vast combinatorial space detailed in Table 2. This parameter space is the output of the world model, representing a generated world state.

Table 2: Parameter space for units synthesized by the generative world model (Attacker). The model selects a discrete value from each range to define a unit.

Category	Parameter & Range
Placement	Lane $x \in [0, 9]$
Core Stats	Health (1-15), Damage (1-5), Speed (1-5), Range (1-25)
Special Attributes	Regeneration (0-3 health/tick), Leech (0-5 health on attack)
Defenses	Physical Defense (0-5), Magic Defense (0-5)
Offenses	Physical and (0-5), Magic Penetration (0-5), Type (Physical/Magic)

The energy cost to synthesize a unit is a superlinear function of its parameters θ . This forces the world model to make strategic trade-offs between generating many weak units or a few powerful ones, learning to produce worlds that are not just difficult, but also resource-efficient.

3.2.3 Unit Behavior

Once generated by the world model, units are not controlled. They follow a simple, hard-coded policy: move forward, and attack any Defender in their lane and range. This design choice ensures that complexity arises from the world model’s generative choices, not from sophisticated downstream unit AI.

4 Implementation Details

This section describes the technical implementation, including the agent architectures and the hyper-parameters used for training.

4.1 Training Environment and Agent Architectures

We implemented our system using the Unity game engine and the ML-Agents Toolkit. Both agent types use a Multi-Layer Perceptron (MLP) architecture with two hidden layers of 128 neurons each using the ReLU activation function. The choice of a simple architecture was deliberate to emphasize that emergent complexity arises from environmental interaction rather than from an overly complex model.

4.1.1 Defender Model

The Defender model uses a 126-dimensional input observation vector, which includes the agent’s own status (energy, health, position, role), the status of the other three defenders, and the attributes of

up to 16 nearby enemy units. The output is a 6-node layer for the discrete action space, producing a probability distribution via a softmax function.

4.1.2 Attacker (World Model) Model

The Attacker model takes a 254-dimensional input observation vector, containing its own status (energy and max energy) and the full status of all defenders and up to 16 active units. Its complex action is modeled with a multi-branched output consisting of 13 separate heads, one for each unit parameter detailed in Table 2. A softmax is applied to each head independently, allowing the agent to learn a joint distribution over all unit parameters.

4.2 Training Algorithm and Hyperparameters

Both the Defender team and the Attacker are trained simultaneously using Proximal Policy Optimization (PPO) Schulman et al. [2017]. PPO is an on-policy, actor-critic algorithm known for its stability, making it a strong choice for this complex multi-agent setting Yu et al. [2022]. The four Defender agents are trained using a shared policy to encourage the development of cooperative strategies. The policies of the Attacker and Defenders are updated concurrently. A single training run was conducted for 500 episodes on a consumer-grade laptop (Intel Core i5-1035G7 CPU). An episode corresponds to a single game ending in a Defender loss. Key hyperparameters are listed in Table 6.

5 Experiments and Results

Our primary experiment investigated whether the adversarial co-evolution of the generative world model (Attacker) and the embodied decision-making policy (Defenders) would lead to the emergence of complex strategies. We trained the system for 500 episodes and compared the learned behaviors against a baseline where both sides selected actions uniformly at random.

5.1 Emergent Behaviors

After 500 episodes, both the world model and the defender agents exhibited sophisticated, emergent tactics far beyond the random baseline.

5.1.1 Emergent Generative Strategies of the World Model

The Attacker’s world model learned to generate strategically coherent scenarios involving both spatial and temporal reasoning. Rather than just creating generically strong units, it learned to synthesize specific configurations to exploit the Defenders’ policy. Key strategies included:

- **Tandem Generation (Shielding):** The model learned to generate a high-health "tank" unit, followed immediately in the same lane by a high-damage "glass cannon" unit (Figure 2a). This demonstrates an understanding of tactical composition.
- **Flanking Generation:** The model learned to exploit the Defenders’ limited lateral mobility by generating simultaneous threats on opposite sides of the board (Figure 2b), forcing the defenders to split their attention and resources.


5.2 Visualizations of Emergent Strategies

Figures 2 and 3 provide visual examples of the key strategies that emerged during co-evolutionary training.


5.2.1 Emergent Cooperative Strategies of the Defenders

In response to the increasingly complex worlds generated by the Attacker, the Defender team developed coordinated decision-making policies. Despite using a shared policy with no explicit communication channel, their actions became implicitly coordinated to counter specific threats:

- **Cooperative Spreading:** When the world model generated a Flanking attack, the defenders learned to spread out to cover the threatened lanes, demonstrating a reactive distributed defense (Figure 3a).

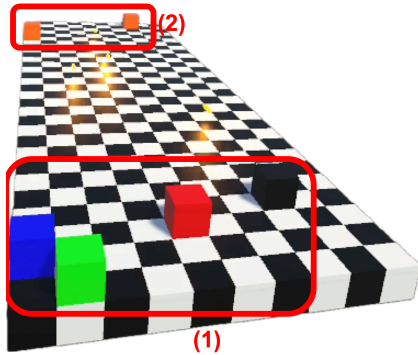


(a) The Tandem Strategy. The world model generates a durable unit followed by a high-damage unit (1) in the same lane.

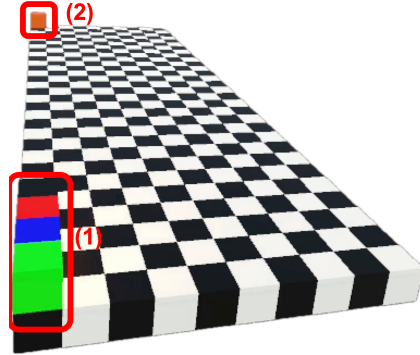


(b) The Flanking Strategy. The world model generates two threats (1) on opposite sides of the board simultaneously.

Figure 2: Examples of emergent adversarial strategies from the generative world model.



(a) Cooperative Spreading. Defenders (1) position themselves in different lanes to counter multiple, spread-out units (2).



(b) Cooperative Focusing. All defenders (1) converge on a single lane to focus fire on a high-priority target (2).

Figure 3: Examples of emergent cooperative strategies from the embodied Defender team.

- **Cooperative Focusing:** To counter the Tandem strategy, multiple defenders learned to converge on the same lane to concentrate firepower and break through the shielding unit quickly (Figure 3b).

5.3 Quantitative Analysis

To validate these qualitative observations, we defined quantifiable metrics for each strategy (see Appendix, Table 7) and measured their frequency after 500 training episodes. The results, shown in Table 3, reveal a stark difference between the trained agents and the random baseline.

The average episode length for trained agents was over four times longer than the baseline (83 vs. 19 steps), indicating a significant increase in skill. This improvement was driven by the adoption of coherent strategies. The generative world model employed its Tandem and Flanking strategies in over 98

Table 3: Frequency of Emergent Strategies After 500 Episodes.

Agent Type	Strategy Metric	Trained Agents	Random Baseline
<i>Defender Cooperative Strategies</i>			
Defender	Cooperative Spreading (Avg. Uses/Ep)	3.61	0.0104
	Cooperative Spreading (Usage Rate)	92.6%	0.837%
	Cooperative Focusing (Avg. Uses/Ep)	2.97	0.00906
	Cooperative Focusing (Usage Rate)	81.4%	0.548%
<i>Attacker Generative Strategies</i>			
Attacker	Flanking (Avg. Uses/Ep)	4.85	0.128
	Flanking (Usage Rate)	94.0%	10.3%
	Tandem (Avg. Uses/Ep)	8.01	0.0919
	Tandem (Usage Rate)	98.2%	6.73%
Avg. Episode Length (steps)		83	19

5.4 Ablation Study: The Necessity of Co-Evolution

To confirm that the adversarial dynamic was the primary driver of complexity, we ran two ablations: (1) training the Defenders against a fixed, random Attacker, and (2) training the Attacker against fixed, random Defenders. The results, summarized in Table 4, are conclusive. Without a learning opponent, strategic development stalls. The Defenders learned simple survival against a random Attacker but rarely employed cooperative tactics (Spreading at 13.2%, Focusing at 9.30%). The Attacker, facing no real challenge from random Defenders, had no incentive to develop intelligent generation strategies (Flanking at 13.7%, Tandem at 21.2%). These results strongly indicate that reciprocal adaptation, the co-evolutionary arms race, is essential for generating the rich, emergent behaviors observed in our main experiment.

Table 4: Ablation Study: Strategy Frequency When Training Against a Random Opponent.

Agent Type	Metric	Value
<i>Trained Defender vs. Random Attacker</i>		
Defender	Avg. Episode Length (steps)	216
	Cooperative Spreading (Usage Rate)	13.2%
	Cooperative Focusing (Usage Rate)	9.30%
<i>Trained Attacker vs. Random Defender</i>		
Attacker	Avg. Episode Length (steps)	14
	Flanking (Usage Rate)	13.7%
	Tandem (Usage Rate)	21.2%

This strategic evolution is also visible in the training dynamics. Figure 4 shows that the Defenders’ average survival time trends upward, but with significant oscillations. These dips often correspond to moments where the Attacker’s world model discovers a new, effective generative strategy, temporarily defeating the Defenders’ policy. The Defenders then adapt, and survival time climbs again. This oscillating pattern is characteristic of a co-evolutionary arms race, providing evidence of a continuous, adaptive learning process.

6 Discussion

Our results demonstrate that an adversarial framework can learn a generative world model to create a rich, adaptive curriculum for multi-agent systems. This directly addresses the goal of moving world models beyond passive prediction toward active, goal-driven interaction.

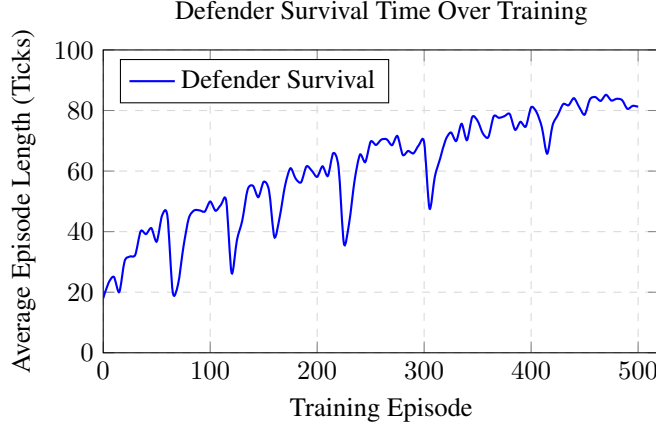


Figure 4: Average episode length (Defender survival time) over 500 training episodes. The general upward trend indicates skill improvement, while oscillations suggest an ongoing arms race, characteristic of co-evolutionary learning.

6.1 Adversarial Generation as a Learned World Model

This work operationalizes the idea of an *instrumental* world model. The Attacker model is not trained on a predictive loss, like Mean Squared Error, but is instead optimized for a downstream task: defeating the Defenders. It is intrinsically motivated to generate challenges at the frontier of the Defenders’ capabilities. This process transforms the environment generator into a learned, adaptive loss function for the solver agents. Instead of training against a static dataset, the Defenders learn against a dynamic adversary whose sole purpose is to maximize their failure.

This dynamic efficiently searches the vast combinatorial space of possible worlds to find the small subset of configurations that are maximally informative for driving learning. The efficacy of this curriculum is evident in the complex, specific tactics that emerge (Table 3), a stark contrast to the lack of strategic depth in our ablation studies (Table 4). The world model creates an infinite stream of novel scenarios, ensuring the agents never exhaust their supply of relevant training data.

6.2 The Co-evolutionary Arms Race and Long-Horizon Planning

The oscillating performance curve (Figure 4) is a hallmark of a co-evolutionary arms race, where agents must constantly adapt to survive against evolving competitors Van Valen [1973]. The dips in Defender survival likely correspond to moments where the world model discovers a novel, effective strategy (e.g., a new combination of unit parameters). This provides a strong learning signal for the Defender team, which must then develop a counter-strategy for long-term survival, leading to a subsequent rise in performance. This perpetual non-stationarity is a desirable feature for open-ended learning, preventing convergence to a single, brittle policy and forcing agents to develop robust, long-horizon plans.

6.3 Implications for Generalization and Sim-to-Real

A primary goal in scaling environments is to produce agents that generalize. By its nature, our adversarial framework promotes generalization. Because the environment is actively hostile and non-stationary, the Defenders cannot succeed by memorizing solutions. They are forced to learn a more general, adaptive policy.

The Attacker’s world model functions as an automated red-teaming agent, trained to find edge cases and blind spots in the Defenders’ collective policy. This provides a far more efficient method for improving agent robustness than manual testing. This suggests that adversarial world models could become a key component in pipelines for developing reliable autonomous agents. For robotics, training policies against such a model in simulation could improve sim-to-real transfer by hardening the agent against a wide distribution of unexpected scenarios, a common failure mode in the real world.

6.4 Limitations and Future Work

Our work opens several avenues for future research. A key direction is the integration of Video-Language-Action (VLA) models and Large Language Models (LLMs). An LLM could act as a high-level planner for the generative world model, tasked with formulating strategic goals in natural language (e.g., "create a pincer movement using fast units"), which a lower-level policy then translates into specific unit generation actions. This would directly test an LLM's capacity for strategic reasoning and planning in an interactive, embodied setting. Conversely, LLMs could aid the Defender team in forming explicit, language-based cooperative plans.

Another avenue is scaling the world model's generative capabilities. The Attacker could be empowered to modify the environment's topology, place obstacles, or even design entirely new types of units. This would move the system closer to a truly open-ended creative process. Finally, while we identified emergent strategies, a deeper analysis using explainable AI techniques could provide clearer insight into the mechanics of the co-evolutionary learning process.

7 Conclusion

We have presented a system for multi-agent learning where a generative world model is learned via adversarial co-evolution. By framing the interaction between a generative Attacker and a cooperative Defender team as a nearly zero-sum game, we created a dynamic that automatically scales environmental complexity in a targeted, adaptive manner. Our experiments show that this approach fosters the rapid emergence of intelligent and non-trivial strategies, demonstrating that the world model learns to generate strategically coherent scenarios and the embodied agents learn to develop coordinated counter-plans.

This work contributes to the vision of building world models for decision-making. It offers a practical path toward scaling environments to meet the demands of increasingly autonomous agents. By shifting focus from the manual design of static content to the architectural design of self-scaling, complexity-generating systems, we can create training methodologies that continuously challenge our agents, pushing them towards greater robustness, strategic depth, and general intelligence.

References

- Trapit Bansal, Jakub Pachocki, Szymon Sidor, Ilya Sutskever, and Igor Mordatch. Emergent complexity via multi-agent competition. In *International Conference on Learning Representations (ICLR)*, 2018.
- Jake Bruce, Michael Dennis, Jack Parker-Holder, C. Daniel Freeman, Andre Cianflone, Rui Zu, Edward Grefenstette, Tim Rocktäschel, Nando de Freitas, and Nicolas Heess. GENIE: Generative interactive environments. *arXiv preprint arXiv:2402.15391*, 2024. URL <https://arxiv.org/abs/2402.15391>.
- Lucian Buşoniu, Robert Babuška, and Bart De Schutter. A comprehensive survey of multi-agent reinforcement learning. *IEEE Transactions on Systems, Man, and Cybernetics, Part C (Applications and Reviews)*, 38(2): 156–172, 2008. doi: 10.1109/TSMCC.2007.913919.
- Christian Schroeder de Witt, Tarun Gupta, Dmytro Makoviichuk, Viktor Makar, Gregory Farquhar, Philip Torr, Shimon Sun, and Shimon Whiteson. Is independent learning all you need in the starcraft multi-agent challenge? In *Deep RL Workshop, NeurIPS 2020*, 2020.
- Carlos Florensa, David Held, Xinyang Geng, and Pieter Abbeel. Automatic goal generation for reinforcement learning agents. In *International Conference on Machine Learning (ICML)*, pages 1515–1524, 2018.
- Linus Gisslén, Andy Ekins, Camilo Gordillo, Joakim Bergdahl, and Konrad Tollmar. Adversarial reinforcement learning for procedural content generation. In *2021 IEEE Conference on Games (CoG)*, pages 1–8. IEEE, 2021. doi: 10.1109/CoG52621.2021.9619062.
- David Ha and Jürgen Schmidhuber. Recurrent world models facilitate policy evolution. In *Advances in neural information processing systems 31*, 2018. URL <https://papers.nips.cc/paper/2018/hash/2de5d16682c3c35007e4e92982f1a2ba-Abstract.html>.
- Danijar Hafner, Timothy Lillicrap, Jimmy Ba, and Mohammad Norouzi. Dream to control: Learning behaviors by latent imagination. In *International Conference on Learning Representations (ICLR)*, 2021. URL <https://openreview.net/forum?id=S1i53Tq1P5>.

- Danijar Hafner, Jurgis Pasukonis, Jimmy Ba, and Timothy Lillicrap. Mastering diverse domains through world models. *arXiv preprint arXiv:2301.04104*, 2023. URL <https://arxiv.org/abs/2301.04104>.
- Eric A. Hansen, Daniel S. Bernstein, and Shlomo Zilberstein. Dynamic programming for partially observable stochastic games. In *Proceedings of the 19th National Conference on Artificial Intelligence*, pages 709–715, 2004.
- Jared Kaplan, Sam McCandlish, Tom Henighan, Tom B Brown, Benjamin Chess, Rewon Child, Scott Gray, Alec Radford, Jeffrey Wu, and Dario Amodei. Scaling laws for neural language models. *arXiv preprint arXiv:2001.08361*, 2020. URL <https://arxiv.org/abs/2001.08361>.
- John Schulman, Filip Wolski, Prafulla Dhariwal, Alec Radford, and Oleg Klimov. Proximal policy optimization algorithms. *arXiv preprint arXiv:1707.06347*, 2017.
- David Silver, Julian Schrittwieser, Karen Simonyan, Ioannis Antonoglou, Aja Huang, Arthur Guez, Thomas Hubert, Lucas Baker, Matthew Lai, Adrian Bolton, et al. Mastering the game of go without human knowledge. *Nature*, 550(7676):354–359, 2017.
- Leigh Van Valen. A new evolutionary law. *Evolutionary Theory*, 1(1):1–30, 1973.
- Vanessa Volz, Jacob Schrum, Jialin Liu, Simon M. Lucas, Adam Smith, and Sebastian Risi. Evolving Mario Levels in the Latent Space of a Deep Convolutional Generative Adversarial Network. In *2021 IEEE Congress on Evolutionary Computation (CEC)*, pages 1–8. IEEE, 2021. doi: 10.1109/CEC45853.2021.9504783.
- Rui Wang, Joel Lehman, Jeff Clune, and Kenneth O. Stanley. Paired open-ended trailblazer (POET): Endlessly generating increasingly complex and diverse learning environments and their solvers. *arXiv preprint arXiv:1901.01753*, 2019.
- Chao Yu, Aravind Velu, Eugene Vinitsky, Yuandong Wang, Alexandre Bayen, and Yi Wu. The surprising effectiveness of PPO in cooperative, multi-agent games. In *Advances in Neural Information Processing Systems 35 (NeurIPS 2022)*, pages 35263–35275, 2022.

A Environment Design Details

This section provides additional details on the game’s formal structure, reward functions, and the specific roles of the Defender agents.

A.1 Formalism as a Partially Observable Markov Game

The system is a POMG defined by the tuple $\langle I, S, \{A_i\}_{i \in I}, T, R, \{\Omega_i\}_{i \in I}, O \rangle$. Here, $I = \{A, D_1, D_2, D_3, D_4\}$ is the set of agents; S is the global state space containing the positions, health, and energy of all agents and units; A_i is the action space for agent i ; $T(s'|s, \vec{a})$ is the state transition function; $R_i(s, \vec{a})$ is the reward function, which is nearly zero-sum such that $R_A \approx -\sum_{j=1}^4 R_{D_j}$; Ω_i is the observation space for agent i ; and $O(o_i|s, a_i)$ is the observation function. Each Defender observes its own state, the state of other defenders, and nearby units, but not the Attacker’s energy. The Attacker observes the full game state.

A.2 Reward Structure

The reward functions are designed to incentivize the core objectives of each side.

- **For the Defenders**, the reward signal includes a large negative reward for losing ($R_{loss} = -1.0$), a small positive reward for each tick survived ($R_{tick} = +0.001$), and a shaping reward for destroying an enemy unit ($R_{kill} = +0.05$).
- **For the Attacker**, the signal is symmetrical: a large positive reward for winning ($R_{win} = +1.0$), a small penalty per tick ($R_{tick} = -0.001$), and a shaping penalty for attempting to spawn a unit with insufficient energy ($R_{fail} = -0.03$).

This structure creates a strong competitive pressure, driving both sides to improve.

A.3 Defender Role Specifications

Each of the four Defender agents is assigned a unique role with distinct statistics and a powerful special ability, encouraging strategic differentiation within the cooperative team. The details are specified in Table 5.

Table 5: Detailed Defender role specifications, including damage type, base statistics, and unique special abilities.

Role	Damage Type	Base Statistics	Special Ability (Cost: 200 Energy)
Mage (Blue)	Magic	Low Phys. Def. High Magic Def.	Debuff Enemies: Removes all physical and magic defense from all active enemy units.
Healer (Green)	Magic	Low Overall Stats	Total Party Heal: Performs a large heal on all four friendly defenders.
Tank (Black)	Physical	High Phys. Def. Low Magic Def.	Cannon: Deals massive area-of-effect physical damage to the densest cluster of enemies.
Sharpshooter (Red)	Physical	High Phys. Pen. Low Defenses	Clear Lane: Deals very high damage to all enemy units in the Sharpshooter’s current lane.

Table 6: Training Hyperparameters for PPO.

Hyperparameter	Value
Learning Rate (α)	3.0×10^{-4}
Batch Size	128
PPO Epsilon (ϵ)	0.2
Entropy Bonus (β)	5.0×10^{-4}

B Emergent Strategy Definitions

To ground our qualitative observations, we quantified the frequency of emergent strategies by defining four signature behaviors. These definitions, provided in Table 7, were used to generate the statistics in Table 3.

Table 7: Definitions used for quantifying emergent strategies.

Strategy	Quantifiable Definition
Cooperative Spreading	Triggered when no two defenders occupy the same lane for at least 5 consecutive timesteps.
Cooperative Focusing	Triggered when at least three defenders occupy the same lane for at least 2 consecutive timesteps.
Flanking	Triggered when the Attacker spawns units on both the far-left lanes (0 or 1) and far-right lanes (8 or 9) within a 2-timestep window.
Tandem	Triggered when the Attacker spawns a unit into a lane that already contains a unit spawned on the previous timestep.