

Article

Cosmic-Ray Boosted Diffuse Supernova Neutrinos

Alexander Sandrock¹ ¹ University of Wuppertal, Germany; asandrock@uni-wuppertal.de

Abstract: The subject of boosted fluxes of dark matter or cosmic relic neutrinos via scattering on cosmic rays has received considerable attention recently. This article investigates the boosted neutrino flux from scattering of cosmic rays and the so-far undetected diffuse supernova neutrino background, taking into account both galactic and extragalactic cosmic rays. The calculated flux is many orders of magnitude smaller than either the galactic diffuse neutrino emission, the extragalactic astrophysical flux measured by IceCube, or the cosmogenic neutrino flux expected at the highest energies.

Keywords: Supernova neutrinos; Cosmic rays; Neutrino astronomy

1. Introduction

Core collapse supernovæ emit many orders of magnitude more energy in neutrinos than in photons and the most recent core collapse supernova in the near neighborhood of the Milky Way, SN1987A, was the first extraterrestrial neutrino source ever detected apart from the Sun. For a long time, a diffuse isotropic background of neutrinos from the integrated emission of many core collapse supernovæ has been predicted, but so far it has escaped detection. Theoretical predictions vary by a factor of 2 to 5, and existing experimental limits are about an order of magnitude higher than predictions [1,2].

Recently, calculations of the flux of relic neutrinos upscattered by elastic scattering on cosmic ray particles to ultra-high energies have regained interest [3,4]. The comparison of the computed fluxes to experimental upper limits on ultra-high energy neutrino fluxes have allowed the authors to determine strong upper limits on the density of relic neutrinos.

This article calculates the expected neutrino flux, resulting from scattering of the diffuse supernova neutrino background on cosmic rays in order to investigate the possibility of an indirect detection of this neutrino background by observation of high-energy neutrinos. There are two contributions with different angular distribution. On the one hand, galactic cosmic rays can upscatter the diffuse supernova neutrinos; the resulting neutrino flux will then be concentrated around the galactic plane, similar to the diffuse galactic neutrino flux from hadronuclear interactions of cosmic rays with the interstellar medium [5]. On the other hand, extragalactic cosmic rays can upscatter the diffuse supernova neutrino background, resulting in an isotropic flux of ultrahigh energy neutrinos, similar to the cosmogenic neutrino flux expected from photohadronic interactions of ultra-high energy cosmic rays with the cosmic neutrino background [6], which has so far not been detected [7–9].

2. Diffuse Supernova Neutrino Background

For this calculation, the flux prediction by [10] is used, who present a convenient parametrization of SN simulations by [11]. Since the neutral-current neutrino cross-sections do not depend on the neutrino flavour, only the total sum of neutrinos and antineutrinos is needed. The flux prediction is given by the integral

$$\phi_{\nu_l} = c \int_{8M_\odot}^{125M_\odot} dM \int_0^5 dz (1+z) \left| \frac{dt_c}{dz} \right| R_{\text{SN}}(z, M) Y_{\nu_l}(E_\nu(1+z), M), \quad (1)$$

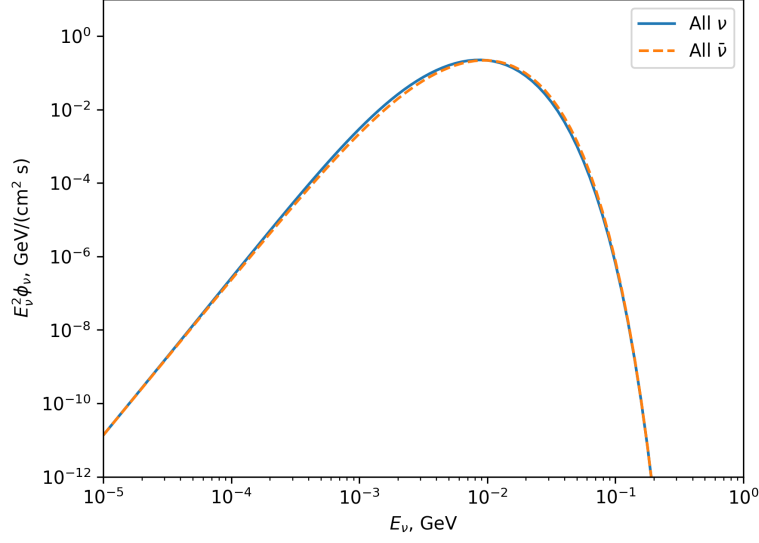


Figure 1. Fiducial spectrum of the diffuse supernova neutrino background from [10] based on simulations by [11]. The spectrum is weighted with the square of the neutrino energy.

where Y_{ν_l} refers to the parametrized neutrino yield,

$$R_{\text{SN}}(z, M) = \dot{\rho}_*(z) \frac{\phi(M) dM}{\int_{0.5M_\odot}^{125M_\odot} \phi(M) M dM} \quad (2)$$

is the supernova rate, determined from star formation history $\dot{\rho}_*$ and initial mass function ϕ with M the stellar mass, and

$$\left| \frac{dt_c}{dz} \right| = \left[H_0(1+z) \sqrt{\Omega_\Lambda + (1+z)^3 \Omega_m} \right]^{-1}. \quad (3)$$

describes the expansion history of the universe with redshift z . The fiducial spectrum of the diffuse supernova neutrino background is shown in figure 1.

3. Cosmic Ray Flux

3.1. Galactic Cosmic Ray Flux

For the galactic cosmic ray flux, the parametrization by [12] is adopted, which describes the cosmic ray spectrum as the sum of several exponentially cutoff power-law spectra in rigidity $R = E/Ze$ (cf. fig. 2). The flux for a nucleus i is then given by

$$\frac{d\Phi_i}{dE_i} = \sum_{j=1}^3 a_{ij} E_i^{-\gamma_j-1} \exp\left(-\frac{E_i}{Z_i R_j^{\text{cut}}}\right) \quad (4)$$

corresponding to three populations of cosmic rays with cutoff rigidity R_j^{cut} and spectral index γ_j common for each population (except for the spectral index of the first population, which is different for each species, based on direct measurements). The third generation of this parametrization corresponds to the extragalactic cosmic ray flux. This is treated differently (see following section), therefore the normalization of the third generation is set to zero.

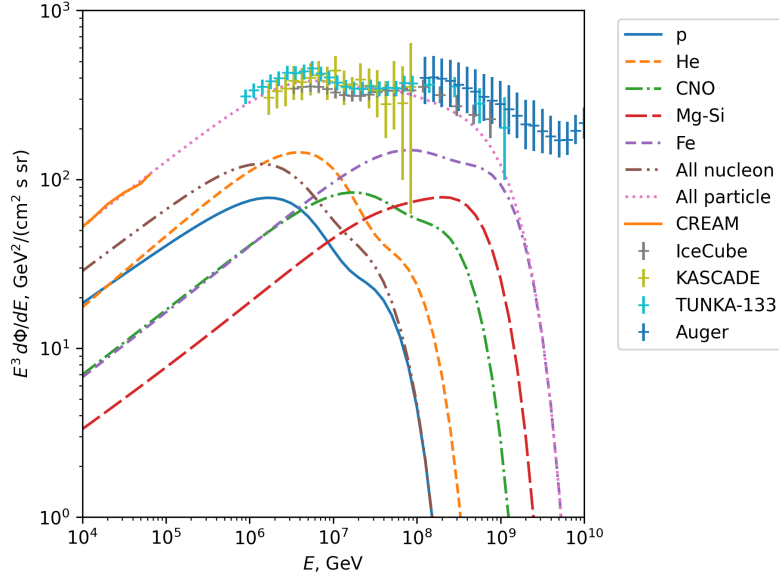


Figure 2. Galactic cosmic ray spectrum according to the mixed composition model from [12], weighted with the third power of the energy per particle. The third generation is set to zero, since the extragalactic cosmic rays are treated differently. Measurements of the all-particles cosmic ray flux from CREAM, IceCube, KASCADE, TUNKA, and the Pierre Auger observatory are shown for comparison (taken from the compilation in [13,14]).

3.2. Extragalactic Cosmic Ray Flux

The extragalactic cosmic ray flux is determined using simulation results of the UHECR propagation code *PriNCE* [15]. Since the sources of UHECRs are so far unknown, we assume three possible source density scalings in this work, namely the star formation rate [16]

$$N_{\text{SFR}}(z) = \frac{1 + a_2 z / a_1}{1 + (z/a_3)^{a_4}} \quad (5)$$

with $a_1 = 0.0170, a_2 = 0.13, a_3 = 3.3, a_4 = 5.3$, the quasar rate [17]

$$N_{\text{QSO}}(z) = \exp(a_1 z - a_2 z^2 + a_3 z^3 - a_4 z^4) \quad (6)$$

with $a_1 = 2.704, a_2 = 1.145, a_3 = 0.1796, a_4 = 0.01019$, and the gamma-ray burst rate

$$N_{\text{GRB}}(z) = N_{\text{SFR}}(z)(1 + z)^\delta \quad (7)$$

with $\delta = 1.26$. In each case, the normalization of the source density is chosen such that $N_i(z = 0) = 1$. This does not necessarily imply that star forming galaxies, quasars or gamma-ray bursts are the sources of ultra-high energy cosmic rays; the assumption is only that they scale with redshift in the same way.

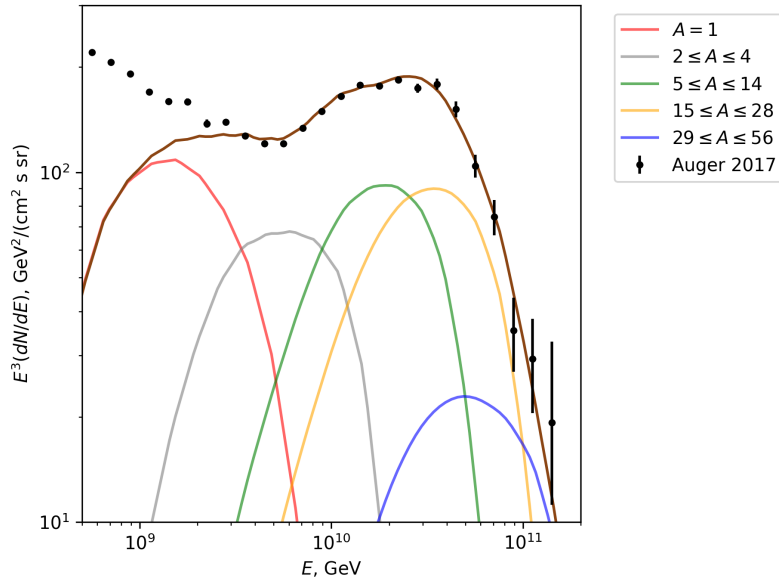
The spectrum of the injected cosmic rays is assumed to follow the spectral form [18]

$$J_A(E) = N_{\text{evol}}(z) f_A \left(\frac{E}{10^9 \text{ GeV}} \right)^{-\gamma} \begin{cases} 1 & E < Z R_{\text{max}}, \\ \exp\left(1 - \frac{E}{Z R_{\text{max}}}\right) & E > Z R_{\text{max}}, \end{cases} \quad (8)$$

where A, Z are the mass and charge number of the injected nucleus, E its energy, R_{max} the maximum rigidity, γ the spectral index, $N_{\text{evol}}(z) \in \{N_{\text{SFR}}, N_{\text{QSO}}, N_{\text{GRB}}\}$ the redshift evolution of the source density, and f_A the normalization. By a fit to measurements from the Pierre Auger Observatory [19], the spectral index, maximum rigidity and normalizations of the injected source spectrum is determined (see Table 1). The cosmological parameters used in this fit are $H_0 = 70.5 \text{ km/s/Mpc}$ for

Table 1. Fit parameters of the UHECR fit for the specified source distribution

Source density scaling	Star formation rate	Quasar rate	Gamma-ray burst rate
R_{\max}, GV	$10^{9.25}$	$10^{9.20}$	$10^{9.25}$
γ	-0.8	-1.0	-0.8
$f_{\text{H}}, \text{GeV}^{-1}\text{cm}^{-3}\text{s}^{-1}$	1.0×10^{-45}	2.2×10^{-45}	1.7×10^{-46}
$f_{\text{He}}, \text{GeV}^{-1}\text{cm}^{-3}\text{s}^{-1}$	4.5×10^{-46}	7.7×10^{-46}	4.6×10^{-47}
$f_{\text{N}}, \text{GeV}^{-1}\text{cm}^{-3}\text{s}^{-1}$	6.2×10^{-47}	6.1×10^{-47}	5.5×10^{-47}
$f_{\text{Si}}, \text{GeV}^{-1}\text{cm}^{-3}\text{s}^{-1}$	4.1×10^{-48}	2.3×10^{-48}	3.9×10^{-48}
$f_{\text{Fe}}, \text{GeV}^{-1}\text{cm}^{-3}\text{s}^{-1}$	9.0×10^{-50}	6.6×10^{-50}	9.5×10^{-50}

**Figure 3.** Extragalactic cosmic ray flux fit, assuming a source density scaling as the star formation rate. The fit is to the UHECR measurement data from [19] above a lower energy of 6×10^9 GeV.

the Hubble constant, and $\Omega_m = 0.27, \Omega_\Lambda = 0.73$. The photodisintegration cross-section used is the TALYS parametrization [20]. The fitted spectrum is shown in Figure 3 for density scaling according to the star formation rate, and in Figure A1, A2 for the quasar and gamma-ray burst rate, respectively.

4. Neutrino-Nucleon and Neutrino-Nucleus Scattering Cross-Sections

For the elastic scattering of neutrinos on nucleons, the parametrization of [21]

$$\frac{d\sigma}{dQ^2} = \frac{G_F^2 M_p^2}{8\pi(E_\nu^*)^2} \left(A(Q^2) \pm \frac{s-u}{M_p^2} B(Q^2) + \frac{(s-u)^2}{M_p^4} C(Q^2) \right), \quad (9)$$

$$s - u = 4M_p(E_\nu^*) - Q^2,$$

is used. The \pm in front of $B(Q^2)$ refers to $+$ for neutrinos and $-$ for antineutrinos. The coefficients $A(Q^2), B(Q^2), C(Q^2)$ are functions of the vector and axial vector form factors of the proton (see Appendix A). The neutrino energy in the rest frame of the nucleon is denoted by E_ν^* , the momentum transfer squared by Q^2 , and the proton mass by M_p ; s, u are Mandelstam variables of two-particle scattering [22].

The coherent elastic neutrino-nucleus scattering cross-section can be written as [23]

$$\frac{d\sigma}{dQ^2} = \frac{G_F^2}{8\pi} Q_W^2 \left(1 - \frac{Q^2}{4(E_\nu^*)^2} \right) F(Q^2)^2 \quad (10)$$

with $F(Q^2)$ the nuclear formfactor [24] and

$$Q_W = (A - Z) - Z(1 - 4 \sin^2 \theta_W) \quad (11)$$

the weak charge of the nucleus. The incoherent elastic neutrino-nucleus scattering cross-section can be written as

$$\frac{d\sigma}{dQ^2} = \frac{d\sigma}{dQ^2} \Big|_{\text{elastic scattering}} A[1 - F(Q^2)^2]. \quad (12)$$

The differential cross-section of deep inelastic scattering is given by

$$\frac{d^2\sigma}{dy dQ^2} = \frac{G_F^2 M_Z^4}{4\pi y (Q^2 + M_Z^2)^2} \{ [1 + (1-y)^2] F_2(x, Q^2) - y^2 F_L(x, Q^2) \}, \quad (13)$$

with y the inelasticity and x the Björken scaling variable. In this work, the parametrization of the structure function F_2 from [25] is used, in combination with the parametrization of the structure function ratio $R = F_L / (F_2 - F_L)$ from [26].

5. Galactic Boosted Neutrino Flux

5.1. Elastic scattering

The rate of upscattered neutrinos per volume, energy and solid angle can be written as

$$\dot{n}_s(\epsilon_s, \Omega_s) = \frac{dn_s}{d\epsilon_s d\Omega_s} = c \int_0^\infty d\epsilon_\nu \oint d\Omega_\nu \int_1^\infty d\Gamma_{\text{CR}} \oint d\Omega_{\text{CR}} (1 - \beta \cos \psi) n_\nu n_{\text{CR}} \frac{d\sigma}{d\epsilon_s d\Omega_s} \quad (14)$$

with $\cos \psi = \cos \theta_\nu \cos \theta_{\text{CR}} + \sin \theta_\nu \sin \theta_{\text{CR}} \cos(\phi_\nu - \phi_{\text{CR}})$ and the DSN ν B density $n_\nu = dn_\nu / (d\epsilon_\nu d\Omega_\nu)$, and the cosmic ray density $n_{\text{CR}} = dn_{\text{CR}} / (d\Gamma_{\text{CR}} d\Omega_{\text{CR}})$. The polar angles $\Omega = (\theta, \phi)$, energies ϵ , and Lorentz factor Γ refer to the upscattered neutrino (subscript s), DSN ν B neutrino (subscript ν), and the cosmic ray particle (subscript CR). From kinematic considerations, the head-on approximation $\Omega_s = \Omega_{\text{CR}}$ and relative velocity $\beta \approx 1$ are appropriate for this problem because $\Gamma_{\text{CR}} \gg 1$.

The energy of the neutrino in the nucleus (nucleon) rest frame is given by

$$\epsilon_\nu^* = \epsilon_\nu \Gamma_{\text{CR}} (1 - \beta \cos \psi) \quad (15)$$

and the squared momentum transfer by

$$Q^2 = 2\epsilon_\nu \epsilon_s (1 - \cos \psi). \quad (16)$$

Using this together with the approximations above, the expression

$$\begin{aligned} \dot{n}_s(\epsilon_s, \Omega_s) &= c \int_0^\infty d\epsilon_\nu \oint d\Omega_\nu \int_1^\infty d\Gamma_{\text{CR}} 2\epsilon_\nu n_\nu n_{\text{CR}} \Big|_{\Omega_{\text{CR}}=\Omega_s} \\ &\quad \times \frac{d\sigma}{dQ^2} \Big|_{\substack{\epsilon_\nu^*=\epsilon_\nu \Gamma_{\text{CR}} (1-\cos \psi) \\ Q^2=2\epsilon_\nu \epsilon_s (1-\cos \psi)}} \end{aligned} \quad (17)$$

is obtained. Since both the diffuse neutrino background and the cosmic-ray flux are isotropic to very good approximation, we can choose the polar axis of the coordinate system of Ω_ν to coincide with the cosmic-ray direction Ω_{CR} . Then $\cos \psi = \cos \theta$ and the integral over the azimuthal angle becomes trivial. The integral over the polar angle can be expressed as an integral over Q^2 , so that we are left with

$$\dot{n}_s = \frac{\pi c}{2\epsilon_s^3} \int_0^\infty \frac{d\epsilon_\nu}{\epsilon_\nu^2} \int_1^\infty d\Gamma_{\text{CR}} n_\nu n_{\text{CR}} \int_0^{4\epsilon_s \epsilon_\nu} dQ^2 Q^4 \frac{d\sigma}{dQ^2}. \quad (18)$$

5.2. Deep inelastic scattering

While in elastic scattering the final state is determined by a single variable, in the inelastic case two variables are needed, requiring a separate calculation. In the head-on approximation, the inelasticity y is connected to the final energy ϵ_s in the galactic rest frame as

$$\epsilon_s = 2(1 - y)\epsilon_\nu \Gamma_{\text{CR}}^2 (1 - \beta \cos \psi), \quad (19)$$

so that the cross-section differential in ϵ_s is given by

$$\frac{d\sigma}{d\epsilon_s} = \frac{1}{2\epsilon_\nu \Gamma_{\text{CR}}^2 (1 - \beta \cos \psi)} \frac{d\sigma}{dy} \Big|_{\substack{\epsilon_\nu^*=\epsilon_\nu \Gamma_{\text{CR}} (1-\beta \cos \psi) \\ y=1-\epsilon_s/[2\epsilon_\nu \Gamma_{\text{CR}}^2 (1-\beta \cos \psi)]}}. \quad (20)$$

In analogy with the above calculation,

$$\begin{aligned} \dot{n}_s(\epsilon_s, \Omega_s) &= c \int_0^\infty d\epsilon_\nu \oint d\Omega_\nu \int_1^\infty d\Gamma_{\text{CR}} \oint d\Omega_{\text{CR}} (1 - \beta \cos \psi) n_\nu n_{\text{CR}} \frac{d^2\sigma}{d\epsilon_s d\Omega_s} \\ &\simeq c \int_0^\infty d\epsilon_\nu \oint d\Omega_\nu \int_1^\infty d\Gamma_{\text{CR}} (1 - \beta \cos \psi) n_\nu n_{\text{CR}} \frac{d\sigma}{d\epsilon_s} \\ &= c \int_0^\infty d\epsilon_\nu \oint d\Omega_\nu \int_1^\infty d\Gamma_{\text{CR}} \frac{n_\nu n_{\text{CR}}}{2\epsilon_\nu \Gamma_{\text{CR}}^2} \frac{d\sigma}{dy} \Big|_{\substack{\epsilon_\nu^*=\epsilon_\nu \Gamma_{\text{CR}} (1-\beta \cos \psi) \\ y=1-\epsilon_s/[2\epsilon_\nu \Gamma_{\text{CR}}^2 (1-\beta \cos \psi)]}} \\ &= \pi c \int_0^\infty d\epsilon_\nu \frac{n_\nu}{\epsilon_\nu} \int_1^\infty d\Gamma_{\text{CR}} \frac{n_{\text{CR}}}{\Gamma_{\text{CR}}^2} \int_0^{2\epsilon_\nu \Gamma_{\text{CR}}} \frac{d\epsilon_\nu^*}{\epsilon_\nu \Gamma_{\text{CR}}} \int_0^{2m_p(y\epsilon_\nu^*-m_\pi)-m_\pi^2} dQ^2 \frac{d^2\sigma}{dy dQ^2}. \end{aligned} \quad (21)$$

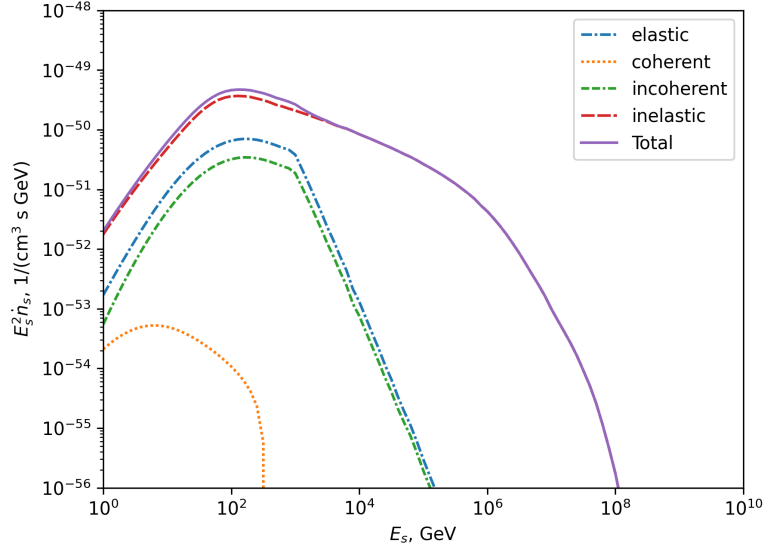


Figure 4. Emission rate per volume \dot{n}_s at earth for elastic neutrino-nucleon scattering, coherent and incoherent neutrino-nucleus scattering, and deep-inelastic neutrino-nucleus scattering of diffuse supernova neutrinos on galactic cosmic rays.

Since the minimal energy in the nucleon rest frame for this process is given by $\epsilon_{\min}^* = m_\pi + m_\pi^2/2m_p$, the integration region is more constrained compared to the elastic scattering case, leading to

$$\begin{aligned} \dot{n}_s(\epsilon_s, \Omega_s) = & \pi c \int_0^\infty d\epsilon_v \int_{\epsilon_{\min}^*/2\epsilon_v}^\infty d\Gamma_{\text{CR}} \int_{\epsilon_{\min}^*}^{2\epsilon_v\Gamma_{\text{CR}}} d\epsilon^* \int_0^{2m_p(\epsilon_v^* - \epsilon_s/2\Gamma_{\text{CR}} - m_\pi) - m_\pi^2} dQ^2 \\ & \times \frac{n_v n_{\text{CR}}}{\epsilon_v^2 \Gamma_{\text{CR}}^3} \frac{d^2\sigma}{dy dQ^2}. \end{aligned} \quad (22)$$

5.3. Local neutrino emission rate

The emission rate varies as a function of the local cosmic-ray spectrum, while the diffuse supernova neutrino flux can be assumed to be constant over the scale of the galaxy.

The numerical results are shown in Figure 4. The dominant contribution to the emission rate is due to inelastic scattering, with elastic scattering on a proton having a small, yet non-negligible impact at energies up to about 1 TeV. For energies below a few hundred GeV, the spectral index is about -1 , while for larger energies the emission rate roughly follows the cosmic ray spectrum with a spectral index of -2.4 and steepening at energies higher than a PeV.

5.4. Intensity of boosted neutrinos from galactic cosmic rays

The intensity of the boosted flux follows the spatial dependence of the cosmic-ray flux, since the diffuse supernova neutrino background is homogeneous on the scale of the galaxy. Therefore, the intensity map follows by a line-of-sight integral as

$$I(\epsilon_s, \Omega) = \dot{n}_s|_{\odot} \int_0^\infty f(\vec{x}_{\odot} + \tau\hat{\Omega}) d\tau, \quad (23)$$

where $\hat{\Omega}$ denotes a unit vector in the direction Ω . The spectral shape of the cosmic-ray spectrum is identical everywhere, if the model describing the Galactic cosmic rays assumes a steady state, the source spectra are the same everywhere if averaged over time, the diffusion coefficient factorizes in a rigidity and a spatial factor, energy losses during propagation are negligible, and escape from the

galaxy is the dominant mechanism for CR losses. Under these conditions, the cosmic-ray spectrum can be written as $n_{\text{CR}}(E, \vec{x}) = n_{\odot}(E)f(\vec{x})$, where $n_{\odot}(E)$ is the local CR spectrum, and f is equal to 1 at the position of Earth. A simple parametrization for the space dependence in this case is given by [27]

$$f(\vec{x}) = f(r, z) = \frac{\text{sech}(r/R_{\text{cr}}) \text{sech}(z/Z_{\text{cr}})}{\text{sech}(r_{\odot}/R_{\text{cr}})} \quad (24)$$

with the hyperbolic secant $\text{sech } x = 1/\cosh x$, $R_{\text{cr}} = 5.1 \text{ kpc}$ and $Z_{\text{cr}} = 0.3 \text{ kpc}$. This function is equal to 1 at the position of the earth $r = r_{\odot} = 8.5 \text{ kpc}, z = 0$, falls off exponentially at large distances from the center of the galaxy, and has a vanishing derivative at the galactic center. Here, r, z are cylindrical coordinates in the galactic plane with $r = 0, z = 0$ at the galactic center. As expected, the largest intensity is in the direction of the galactic center, where the line-of-sight integral $L(\Omega) = \int_0^{\infty} f(\vec{x}_{\odot} + \tau\hat{\Omega})d\tau$ assumes its maximal value of

$$\begin{aligned} L_{\text{max}} &= \cosh \frac{r_{\odot}}{R_{\text{cr}}} \int_0^{\infty} \frac{d\tau}{\cosh \frac{r_{\odot} - \tau}{R_{\text{cr}}}} \\ &= 2R_{\text{cr}} \cosh \frac{r_{\odot}}{R_{\text{cr}}} \arctan e^{r_{\odot}/R_{\text{cr}}} \\ &= 38.7 \text{ kpc/sr} = 1.19 \times 10^{23} \text{ cm/sr}. \end{aligned} \quad (25)$$

The intensity integrated over angular regions corresponding to the inner and outer galaxy, high latitudes and the whole sky is shown in Fig. 5, together with the extragalactic flux (see following section).

5.5. Intensity of boosted neutrinos from extragalactic cosmic rays

The intensity of diffuse supernova neutrinos boosted by scattering on extragalactic cosmic rays is given by

$$\frac{d\phi}{d\epsilon_s} = c \int dz \frac{1}{H_0 \sqrt{\Omega_{\Lambda} + (1+z)^3 \Omega_m}} \dot{n}_{e,s}(\epsilon_s(1+z), z), \quad (26)$$

where $f(z)$ describes the scaling of the cosmic-ray source density with redshift z , normalized to 1 at $z_{\text{min}} = 2.37 \times 10^{-6}$ corresponding to the size of the Galaxy, and the emission rate takes into account the z -dependence of the diffuse supernova neutrino background. The extragalactic emission rate $\dot{n}_{e,s}$ is given by the same formulae as above, however, the redshift-dependent cosmic ray flux is instead taken from a simulation of ultra-high energy cosmic rays done with *PriNCE* [15]. The flux of cosmic rays observed at ultra-high energies on Earth is dominated by nearby sources due to the short interaction length of cosmic ray nuclei at these energies; in contrast, the neutrinos produced at high redshifts will propagate unabsorbed, so that the neutrino flux depends also on the source behaviour at redshifts that cannot be investigated by fitting the cosmic ray flux observed at Earth. Since the sources of ultra-high energy cosmic rays are unclear, the star formation rate, quasar rate [17], and gamma-ray burst rate [28] are investigated as possible source densities. The parameters of the injected sources are given in Table 1. These are then propagated using the TALYS photodissociation cross-section [20] and the Gilmore cosmic infrared background [29].

The resulting flux is of similar spectral energy density, but peaks at higher energies compared to the galactic flux (cf. Fig. 5). In contrast to the galactic contribution, this flux is isotropic.

6. Conclusions

The cosmic-ray boosted diffuse supernova neutrino background is predicted in this work. Due to the higher energies of supernova neutrinos compared to relic neutrinos, not only elastic scattering on nucleons and nuclei but also inelastic scattering contributes significantly to the boosted flux. Furthermore, the cosmic ray energies contributing to the observed flux are lower, such that not only extragalactic ultra-high energy cosmic rays, but also galactic cosmic rays contribute to the boosted flux.

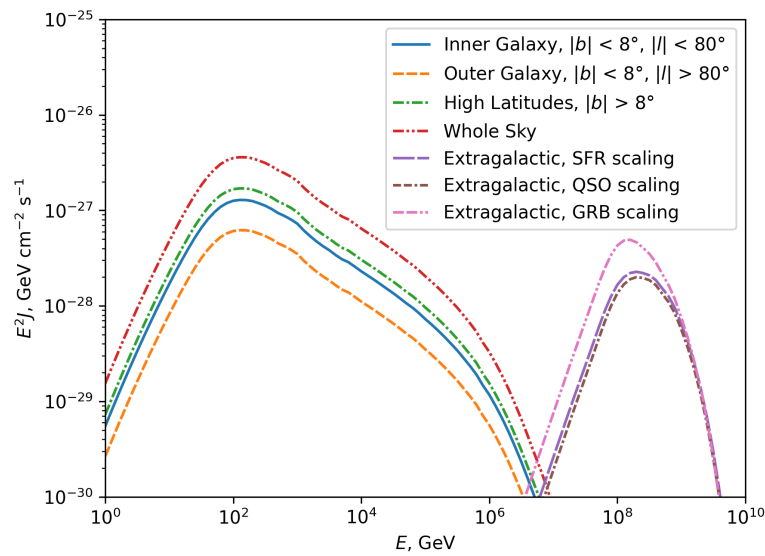


Figure 5. Energy spectra of the CR-boasted diffuse supernova neutrino flux integrated over angular regions corresponding to the inner and outer galaxy, high latitudes and the whole sky with solid lines; and energy spectra of the extragalactic CR-boasted diffuse supernova neutrino flux for different UHECR source density scalings with dashed lines.

Similar to the diffuse galactic neutrino emission produced in cosmic-ray interactions, the emission from scattering on galactic cosmic rays is concentrated along the galactic plane and follows roughly an $E^{-2.4}$ spectrum. However, the cosmic-ray-boasted diffuse supernova neutrino background flux is smaller by about 20 orders of magnitude than current models of the galactic diffuse neutrino emission [5].

The extragalactic component peaks in the region of a few hundred PeV. Current experimental limits on the neutrino flux are about 18 orders of magnitude higher [7–9]. Predictions for the as yet undetected cosmogenic neutrino flux expected from photon-proton interactions between ultra-high energy cosmic ray protons and the cosmic microwave background vary depending on assumptions on the composition of the highest-energy cosmic rays, but even pessimistic calculations predict a much larger flux by more than 10 orders of magnitude [6].

In conclusion, neither the galactic nor the extragalactic component of the cosmic-ray boosted diffuse supernova neutrino background are expected to be measurable in the foreseeable future.

Funding: The author acknowledges funding from the German Bundesministerium für Bildung und Forschung (Förderkennzeichen 05A23PX3).

Data Availability Statement: The original contributions presented in this study are included in the article/supplementary material. Further inquiries can be directed to the corresponding author.

Acknowledgments: The author acknowledges useful discussions with Baobiao Yue, Klaus Helbing, Jiajun Liao and Jiajie Zhang.

Conflicts of Interest: The author declares no conflicts of interest.

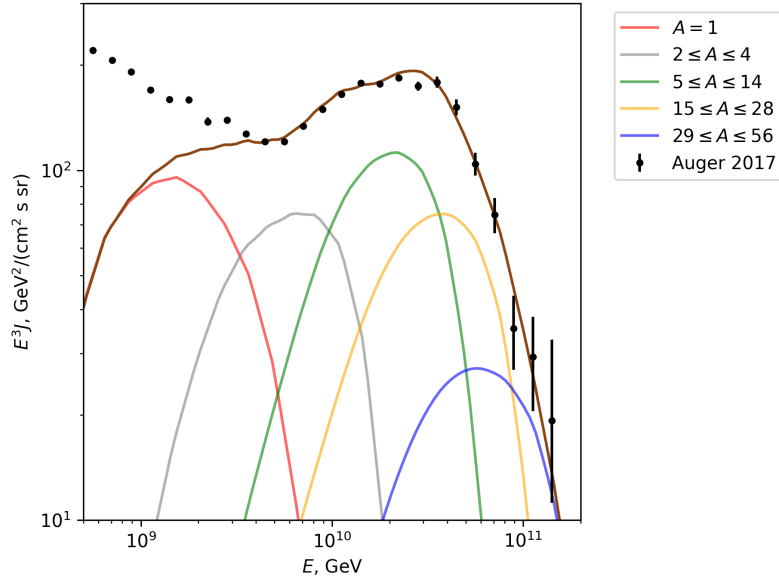


Figure A1. Extragalactic cosmic ray flux fit, assuming a source density scaling as the quasar rate. The fit is to the UHECR measurement data from [19] above a lower energy of 6×10^9 GeV.

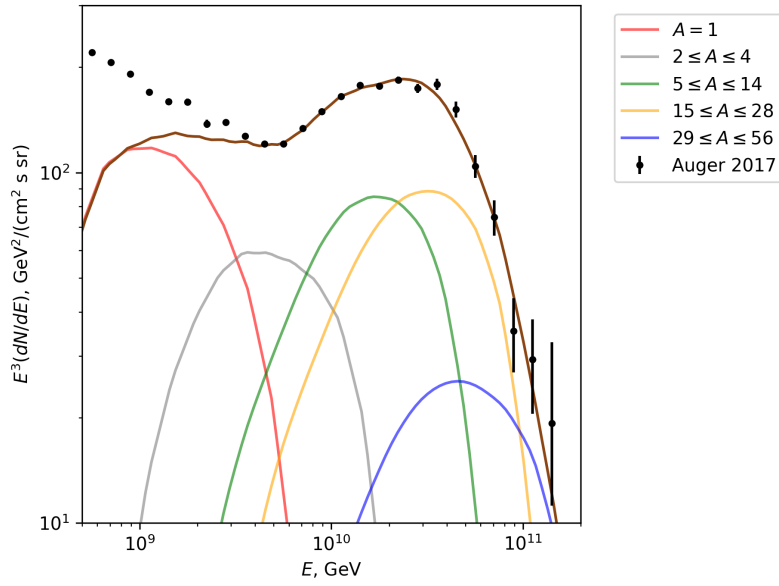


Figure A2. Extragalactic cosmic ray flux fit, assuming a source density scaling as the gamma-ray burst rate. The fit is to the UHECR measurement data from [19] above a lower energy of 6×10^9 GeV.

Appendix A Form factors for the elastic neutrino-nucleon cross-section according to [21]

The functions $A(Q^2), B(Q^2), C(Q^2)$ in (9) are given as functions of the vector form factors F_1, F_2 and the axial vector form factor G_A by the expressions

$$A(Q^2) = \frac{Q^2}{M_p^2} \left(G_A^2 \left(1 + \frac{Q^2}{4M_p^2} \right) - F_1^2 \left(1 - \frac{Q^2}{4M_p^2} \right) + F_2^2 \frac{Q^2}{4M_p^2} \left(1 - \frac{Q^2}{4M_p^2} \right) + F_1 F_2 \frac{Q^2}{M_p^2} \right), \quad (A1)$$

$$B(Q^2) = \frac{Q^2}{M_p^2} G_A (F_1 + F_2), \quad (A2)$$

$$C(Q^2) = \frac{1}{4} \left(G_A^2 + F_1^2 + F_2^2 \frac{Q^2}{4M_p^2} \right). \quad (A3)$$

The axial vector formfactor G_A is given by

$$G_A(Q^2) = \frac{1}{2} \frac{g_A(0)}{(1 + Q^2/M_A^2)^2} (1 + \eta), \quad (A4)$$

the vector form factors F_1, F_2 as linear combination of isovector and isoscalar form factors

$$F_1 + F_2 = \alpha G_V^3 + \gamma G_V^0, \quad F_2 = \alpha F_V^3 + \gamma F_V^0 \quad (A5)$$

with the formfactors in the dipole representation given by

$$G_V^3 = \frac{1}{2} \frac{(1 + \kappa_p - \kappa_n)}{(1 + Q^2/M_V^2)^2}, \quad (A6)$$

$$G_V^0 = \frac{3}{2} \frac{(1 + \kappa_p + \kappa_p)}{(1 + Q^2/M_V^2)^2}, \quad (A7)$$

$$F_V^3 = \frac{1}{2} \frac{(\kappa_p - \kappa_n)}{(1 + \tau)(1 + Q^2/M_V^2)^2}, \quad (A8)$$

$$F_V^0 = \frac{3}{2} \frac{(\kappa_p + \kappa_n)}{(1 + \tau)(1 + Q^2/M_V^2)^2}, \quad (A9)$$

$$\tau = \frac{Q^2}{4M_p^2} \quad (A10)$$

and the coupling constants in the standard model

$$\alpha = 1 - 2 \sin^2 \theta_W, \quad \beta = 1, \quad (A11)$$

$$\gamma = -\frac{2}{3} \sin^2 \theta_W, \quad \delta = 0. \quad (A12)$$

Here, θ_W is the weak mixing angle, $\kappa_p = 1.793, \kappa_n = -1.913$ are the anomalous magnetic moments of the proton and neutron, $M_V = 0.84 \text{ GeV}/c^2, M_A = 1.032 \text{ GeV}/c^2$ are the vector and axial-vector dipole mass, $g_A(0) = 1.26$, and $\eta = 0.12$.

S

- et al. Diffuse supernova neutrino background search at Super-Kamiokande. *Phys. Rev. D* **2021**, *104*, 122002.
- ne, A.; et al. Prospects for detecting the diffuse supernova neutrino background with JUNO. *J. Cosmol. Astropart. Phys.* **2022**, *2022*, 033.
- .; Sandrock, A.; Liao, J.; Yue, B. Impact of coherent scattering on relic neutrinos boosted by cosmic rays **2025**. [[2505.04791](#)].
- A.G.D.; Granelli, A.; Nava, J.; Sala, F. Relic neutrino background from cosmic-ray reservoirs. *Phys. Rev. D* **2025**, *111*, 023023.
- r, G.; Mertsch, P.; Wiebusch, C. Diffuse Emission of Galactic High-energy Neutrinos from a Global Fit of Cosmic Rays. *Astrophys. J.* **2024**, *966*, 16.
- ; Condorelli, A.; Deligny, O.; Montanet, F.; Torrès, Z. Floor of Cosmogenic Neutrino Fluxes above 10^{17} eV. *Astrophys. J.* **2024**, *966*, 186.

- R.; et al. A Search for Extremely-High-Energy Neutrinos and First Constraints on the Ultra-High-Energy Cosmic-Ray Proton Fraction with IceCube. *Phys. Rev. Lett.* **2025**. [2502.01963].
1. Recent cosmogenic neutrino search results with IceCube and prospects with IceCube-Gen2. *Phys. Rev. D* **2024**. [2409.01740]. 58th Rencontres de Physique de la Vallée d'Aoste: High Energy Phenomena in the Universe.
- et al. Probing the origin of ultra-high-energy cosmic rays with neutrinos in the EeV energy range using the Pierre Auger Observatory. *J. Cosmol. Astropart. Phys.* **2019**, *10*, 022.
- Ballesteros, P.; Volpe, M.C. Neutrino nonradiative decay and the diffuse supernova neutrino background. *Phys. Rev. D* **2023**, *107*, 017.
- T.; Raffelt, G.G.; Janka, H.T. Monte Carlo Study of Supernova Neutrino Spectra Formation. *Astrophys. J.* **2003**, *590*, 971.
- T.K. Spectrum of cosmic-ray nucleons and the atmospheric muon charge ratio. *Astropart. Phys.* **2012**, *35*, 801.
- D.; Ahlers, M.; Dembinski, H.; Haungs, A.; Manganard, P.S.; Melot, F.; Mertsch, P.; Wochele, D.; Wochele, J. A cosmic-ray database CRDB v4.1. *Eur. Phys. J. C* **2023**, *83*, 971, [arXiv:astro-ph.HE/2306.08901]. <https://doi.org/10.1140/epjc/s10052-023-12092-8>.
- . The Cosmic-Ray Energy Spectrum, 2020. <https://doi.org/10.5281/zenodo.4396125>.
- J.; Fedynitch, A.; Boncioli, D.; Winter, W. A New View on Auger Data and Cosmogenic Neutrinos in Light of Different Nuclear Interaction and Air-shower Models. *Ap. J.* **2019**, *873*, 88.
- s, A.M.; Beacom, J.F. On the Normalization of the Cosmic Star Formation History. *Ap. J.* **2006**, *651*, 142.
- ; Jackson, C.A.; Shaver, P.A.; Hook, I.M.; Kellermann, K.I. The Parkes quarter-Jansky flat-spectrum sample: III. Space density and evolution of QSOs. *Astron. & Astrophys.* **2005**, *434*, 133.
- et al. Combined fit of spectrum and composition data as measured by the Pierre Auger Observatory. *J. Cosmol. Astropart. Phys.* **2017**, *8*, [arXiv:astro-ph.HE/1612.07155]. <https://doi.org/10.1088/1475-7516/2017/04/038>.
- Measurement of the energy spectrum of ultra-high energy cosmic rays using the Pierre Auger Observatory. *Proc. Sci.* **2019**, *358*, 450. International Cosmic Ray Conference (ICRC2019).
- A.J.; Hilaire, S.; Duijvestijn, M.C. TALYS: Comprehensive Nuclear Reaction Modeling. *AIP Conf. Proc.* **2005**, *769*, 1154. International Conference on Nuclear Data for Science and Technology.
- L.A.; et al. Measurement of neutrino-proton and antineutrino-proton elastic scattering. *Phys. Rev. D* **1987**, *35*, 785.
- stam, S. Determination of the Pion-Nucleon Scattering Amplitude from Dispersion Relations and Unitarity. General Theory. *Phys. Rev.* **1962**, *134*, 1344–1360. <https://doi.org/10.1103/PhysRev.112.1344>.
- gio, J.A.; Zeller, G.P. From eV to EeV: Neutrino cross sections across energy scales. *Rev. Mod. Phys.* **2012**, *84*, 1307.
- R.; Nystrand, J. Exclusive vector meson production in relativistic heavy ion collisions. *Phys. Rev. C* **1999**, *60*, 014903.
- M.M.; Durand, L.; Ha, P. Connection of the virtual γ^*p cross section of ep deep inelastic scattering to real γp scattering, and the implications for νN and ep total cross sections. *Phys. Rev. D* **2014**, *89*, 094027.
- et al. Measurements of $R = \sigma_L/\sigma_T$ for $0.03 < x < 0.1$ and fit to world data. *Phys. Lett. B* **1999**, *452*, 194.
- ; Vernetto, S. Diffuse Galactic gamma ray flux at very high energy. *Phys. Rev. D* **2018**, *98*, 043003.
- X.; Wei, J.J.; Zeng, H.D.; Li, Y.; Wu, X.F. Revisiting the luminosity and redshift distributions of long gamma-ray bursts. *Mon. Not. Roy. Soc.* **2021**, *508*, 52.
- , R.C.; Somerville, R.S.; Primack, J.R.; Domínguez, A. Semi-analytic modelling of the extragalactic background light and consequences for the extragalactic gamma-ray spectra. *Mon. Not. Roy. Astron. Soc.* **2012**, *422*, 3189.

Publisher's Note: The statements, opinions and data contained in all publications are solely those of the individual author(s) and contributor(s) and not of MDPI and/or the editor(s). MDPI and/or the editor(s) disclaim responsibility for any injury to people or property resulting from any ideas, methods, instructions or products referred to in the content.