

Impact of noise on nonlinear-exceptional-point-based sensors

Kai Bai,¹ Chen Lin,¹ and Meng Xiao^{1,2,*}

¹*Key Laboratory of Artificial Micro- and Nano-structures of Ministry of Education
and School of Physics and Technology, Wuhan University, Wuhan 430072, China*

²*Wuhan Institute of Quantum Technology, Wuhan 430206, China*

Nonlinear exceptional points (NEPs), a new type of spectral singularity in nonlinear non-Hermitian systems, are expected to address the noise divergence issue encountered at linear exceptional points and are therefore under the scrutiny of theoretical and experimental investigations. However, concerns have been raised that NEPs may hinder improvements in the signal-to-noise ratio (SNR) of sensors, and there is currently no rigorous theoretical framework to characterize noise effects in NEPs, particularly when accounting for the inherent nonlinear feedback. Here, we develop a new theoretical framework to address the impact of noise on NEP-based sensors, effectively resolving these concerns. The interplay between noise and nonlinearity keeps the average frequency virtually unchanged. In addition, a hidden feedback mechanism limits the increase in detectable uncertainty, together enabling a substantial SNR enhancement at NEPs. Our results resolve the ongoing debate over the SNR of NEPs and lay the groundwork for NEP-based sensor technologies.

Introduction—Sensing plays a significant role in driving innovation in science and technology, with applications ranging from the analysis of biomolecules and nanoparticles [1–3], the measurement of superconducting qubits [4, 5], to wireless telemetry [6, 7], health monitoring [8], and gravitational wave detection [9]. Most sensors rely on ubiquitous dispersive measurements, where a parameter of interest shifts the frequency of a resonance or splits the spectrum of two degenerate modes [1–5, 9–12]. With recent advances in non-Hermitian physics [13–16], there has been considerable current interest in sensors based on exceptional points (EPs) [17–34]. A small perturbation to the system Hamiltonian at an EP leads to a significant shift in the resonance frequency. This enhanced frequency shift, when divided by the small perturbation, defines the responsivity and presents a promising approach to improving sensing precision. However, due to the loss of completeness of the eigenbasis [35–39], the unavoidable noise is also dramatically increased near the EP. As a result, the corresponding signal-to-noise ratio (SNR), which scales linearly with the responsivity over the minimal measurable uncertainty, does not improve in the vicinity of EPs [35–39].

To improve the corresponding SNR [40, 41], nonlinear exceptional points (NEPs) [42–44], novel spectral singularities in nonlinear non-Hermitian systems, have been proposed to address the noise issues encountered at linear EPs. At NEPs, certain steady self-consistent eigenmodes (which may include auxiliary modes) of the nonlinear Hamiltonian coalesce, i.e., collapse into a single state. This collapse of eigenmodes ensures that the key spectral features of conventional linear EPs, such as enhanced responsivity, are retained. Intriguingly, the instantaneous Hamiltonian governing the system’s dynamics can possess a complete eigenbasis, as evidenced by a finite Petermann factor (PF), in contrast to the divergent PF at linear EPs [38, 45, 46]. The complete eigenbasis and the feedback mechanism inherent in non-

linear systems are expected to offer a promising pathway to mitigate the noise-related challenges. In addition, compared to a conventional linear order- n EP (EP_n , where $n \in \mathbb{N}$), an order- n NEP (NEP_n) is much easier to achieve, as the number of required constraints is significantly reduced [44]. Consequently, NEPs are highly desirable for many EP-related applications, such as signal detection [18, 30], chiral state transfer [47–49], and EP-based on-chip optical devices [50–52], and are particularly significant in sensing. However, recent concerns have emerged that the interplay between noise and nonlinearity may introduce previously unexplored obstacles, potentially hindering enhanced sensing capabilities at NEPs [53]. Specifically, the unavoidable noise may shift the positions of NEPs in the parameter space and reduce their order, thereby eliminating the anticipated divergence in the SNR of NEP-based sensors. Clearly, resolving this debate is critically important, not only for advancing the theoretical understanding of the interplay between nonlinearity and noise near NEPs but also for driving innovation in NEP-based sensing technologies.

Here, we address the two core questions outlined above: (1) What is the underlying mechanism governing the interplay between nonlinearity and noise? (2) Can operating near a NEP enhance the SNR of a sensor? To answer these questions, we analyze an exemplary scheme of NEP_3 sensing based on two coupled resonators with a nonlinear saturable gain. Near the NEP_3 , the response of eigenfrequencies demonstrates a third-order root law, so that the system can potentially act as a NEP sensor. In a noisy environment, we develop a framework that exactly captures the fluctuations around the steady state. Specifically, these fluctuations are governed by an effective nonlinear Langevin equation with an embedded hidden feedback mechanism, which confines their amplitude to remain finite and consequently results in a finite measurement uncertainty. We extract the average frequency and the associated uncertainty from the phase

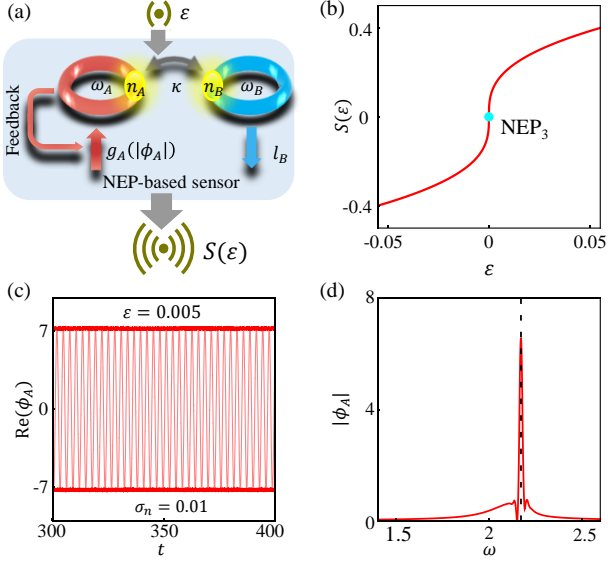


FIG. 1. (a) Schematic of the workflow of the NEP-based sensor. Within the sensors range, a perturbation induces a small change ε in the sensor, which further gives rise to a significant variation in a detectable quantity $S(\varepsilon)$. $n_{A,B}$ represent the noise term. (b) Retrieved $S(\varepsilon)$ as a function of ε when the noise terms are ignored. (c) A segment of the evolution of $\text{Re}(\phi_A)$ in a noisy environment, showing the situation after the system reaches a stable state. The initial state is set to $\phi_A(0) = 7$ and $\phi_B(0) = -7i$, and $\varepsilon = 0.005$. (d) Average spectrum obtained via fast Fourier transform over an evolution time of $T_0 = 2^{22} \times 10^{-4}$, averaged over 1000 independent simulations. The black dashed line indicates the corresponding steady-state eigenfrequency ω_s at $\varepsilon = 0.005$. Other parameters used in (b-d) are: $\kappa = l_B = 1$, $g_0 = \omega_B = \omega_A = 2$, $\Gamma = 0.02$, and $\sigma_n = 0.01$.

accumulation during the dynamical evolution. Near the NEP_3 , the average frequency still follows a third-order root law and the uncertainty remains bounded. As a result, a significant enhancement in SNR is achieved. Our results advance the theoretical understanding of noise in nonlinear systems and take essential steps toward resolving the ongoing debate on the SNR of NEPs, thereby laying the foundation for the development of NEP-based sensor technologies.

NEP sensing—We consider a generic noisy NEP-based sensor perturbed by a small parameter ε . The schematic of the workflow is shown in Fig. 1(a). The system dynamics are governed by the time-dependent nonlinear Schrödinger equation:

$$i d|\phi\rangle/dt = H_{|\phi\rangle} |\phi\rangle, \quad (1)$$

where $|\phi\rangle \equiv (\phi_A, \phi_B)^T$ is the state vector, with the superscript T denoting transpose, and ϕ_A and ϕ_B represent the complex mode amplitudes of the red (left) and blue (right) resonators, respectively. The nonlinear Hamilto-

nian $H_{|\phi\rangle}$ that depends on $|\phi\rangle$ is given by

$$H_{|\phi\rangle} = \begin{pmatrix} \omega_A + \varepsilon + i g_A(|\phi_A|) & \kappa \\ \kappa & \omega_B - i l_B \end{pmatrix}, \quad (2)$$

where $\omega_A(\omega_B)$ is the resonant frequency, κ is the coupling strength, l_B denotes a linear loss, and $g_A(|\phi_A|)$ denotes a nonlinear saturable gain that decreases with increasing field amplitude $|\phi_A|$. Without loss of generality, the gain saturation in this work is modeled by the van der Pol form $g_A(|\phi_A|) = g_0 + \Gamma(1 - |\phi_A|^2)$ [53–55]. And for simplicity, all the parameters are normalized by κ . A NEP_3 can be achieved at $\kappa = l_B = 1$ and $\omega_B = \omega_A$ [see Supplemental Material, Sec. 1]. The unperturbed Hamiltonian is configured at this NEP_3 , and we assume that the parameter to probe introduces a slight shift ε in the resonant frequency of the left resonator, i.e., ω_A .

The measurable quantities include eigenfrequency variation, as well as the relative amplitude change and phase difference change of eigenstates [see Fig. S1]. Given the widespread use of spectral measurement schemes, we take the eigenfrequency variation, denoted as $S(\varepsilon) \equiv \omega - \omega_0$, as the measurable quantity of the sensor. Here, ω_0 denotes the frequency of NEP_3 , which equals 2 for the parameters chosen above, while ω represents the eigenfrequency of the sensor under the perturbation ε . ω can be obtained either by performing a Fourier transform of the state evolution or by recording the accumulated phase during the dynamical evolution [see Fig. S2]. Figure 1(b) shows $S(\varepsilon)$ as a function of ε without noise, exhibiting an $\varepsilon^{1/3}$ scaling behavior as ε approaches 0. Consequently, the sensor's responsivity to the perturbative strength, $\partial S/\partial \varepsilon \propto \varepsilon^{-2/3}$ — which diverges as $\varepsilon \rightarrow 0$ — is significantly enhanced compared to that of non-EP and linear EP systems composed of two resonant modes.

Noise analysis— While the enhanced responsivity at the NEP_3 provides a promising avenue for advancing sensing performance, several challenges persist. On the one hand, unlike in linear non-Hermitian systems where noise enhancement can be characterized by the Petermann factor, the situation in nonlinear systems is far more intricate due to the nonlinear interplay between system and noise [see Supplemental Material, Secs. 2 and 3]. At present, the anticipated superior performance of NEP sensors in noisy environments lacks rigorous theoretical validation. On the other hand, recent concerns suggest that the interplay of noise and nonlinearity introduces previously unidentified obstacles to enhanced sensing [53]. To address this ongoing debate, a quantitative characterization of the impact of nonlinearity and noise interaction near a NEP on sensor performance is essential. To this end, we develop a theory to evaluate the performance of a NEP sensor. The (quantum) Langevin equation for the NEP sensor is given by

$$i d|\phi\rangle/dt = H_{|\phi\rangle} |\phi\rangle + (n_A, n_B)^T. \quad (3)$$

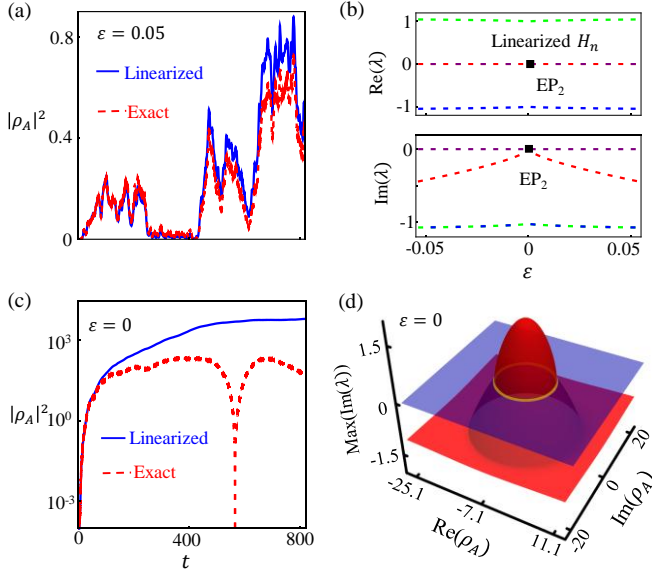


FIG. 2. (a) Evolution of $|\rho_A|^2$ for $\varepsilon = 0.05$. (b) The eigenfrequencies of \tilde{H}_{eff} versus ε . At $\varepsilon = 0$, an EP_2 emerges, as marked by the black square. (c) Evolution of $|\rho_A|^2$ for $\varepsilon = 0$. (d) The maximum value of the imaginary parts of all four eigenvalues of H_n as a function of ρ_A . The blue plane corresponds to a value of zero. In (a, c), the blue lines and red dashed lines correspond to the linearized approximation and the exact simulation, respectively. The initial states are set to $\rho_{A,B} = 0$, and the details of the white noise sequences are provided in the Supplemental Material, Sec. 4. In (d), $\omega_r = \omega_s$ and $A_r = A_s$, and all the other parameters used are the same as those in Fig. 1.

Here, n_x with $x = A, B$ represent white noise that has zero mean and satisfy $\langle n_A^*(t)n_B(t') \rangle = \sigma_n^2 \delta_{A,B} \delta(t-t')$ and $\langle n_A(t)n_B(t') \rangle = 0$. The noise can originate from vacuum fluctuations, thermal noise associated with the loss and gain components, or other possible sources. The validity of Eq. (3) has been confirmed through quantitative agreement with experiments and full quantum calculations [56, 57].

The simulations are implemented in Mathematica, and the noise is modeled as a Wiener process [58]. Figure S4 calibrates the statistical discrete probability distribution, the correlation function, and the spectrum of the randomly generated white noise. For each independent simulation, we solve Eq. (3) with a fixed-step stochastic Runge-Kutta method starting from a fixed initial state. After a short time, field amplitudes become nearly constant, indicating that the system has reached a stable state [see Fig. S5]. Figure 1(c) shows a segment of a typical stochastic evolution of $\text{Re}(\phi_A)$ after the system reaches a stable state for $\varepsilon = 0.005$, where the solid red lines are the envelope of $\text{Re}(\phi_A)$. By performing a Fourier transform over the entire simulation time $T_0 = 2^{22} \times 10^{-4}$, we obtain the average spectrum from 1000 independent simulations, shown in Fig. 1(d). Here, only one spec-

tral peak is observed, which matches well with the black dashed line denoting the steady-state eigenfrequency ω_s obtained in the absence of noise. A zoomed-in view [Fig. S6] clearly shows that the peak frequencies, ω_c and ω_s , align perfectly within the resolution of the FFT. We note that, unlike Ref. [53], here we focus on the regime where the noise level is small. As the noise level increases, the FFT spectrum begins to exhibit double peaks, and this onset of peak splitting occurs at progressively lower noise levels when approaching the NEP_3 [Fig. S12].

To rigorously characterize the interaction between nonlinearity and noise and to uncover the underlying mechanisms, we expand $\phi_A(t)$ and $\phi_B(t)$ as follows: $\phi_A \equiv \psi_A e^{-i\omega_r t} \equiv (A_r + \rho_A) e^{-i\omega_r t}$ and $\phi_B \equiv \psi_B e^{-i\omega_r t} \equiv (B_r + \rho_B) e^{-i\omega_r t}$, respectively. Here, ω_r is an arbitrary real number, not restricted to the eigenfrequency ω_s or the peak frequency ω_c , A_r is a complex constant, and $B_r \equiv A_r B_s / A_s$, with $(A_s, B_s)^T$ denoting the stable state without noise. The quantities $\rho_{A,B}$ represent time-dependent oscillatory components. Notably, here the amplitudes of ρ_A and ρ_B are not required to be smaller than those of the complex constants A_r and B_r . Consequently, the nonlinear gain $g_A(|\psi_A|)$ becomes $g_A(|A_r|^2) + \delta_g$, where $\delta_g \equiv -\Gamma(|\rho_A|^2 + \rho_A^* A_r + \rho_A A_r^*)$. To obtain the dynamics of $\rho_{A,B}$, we further employ the relation

$$\begin{pmatrix} \bar{\omega}_A + i g_s - \omega_s + \omega_r & \kappa \\ \kappa & \bar{\omega}_B - i l_B - \omega_s + \omega_r \end{pmatrix} \begin{pmatrix} A_r \\ B_r \end{pmatrix} = 0, \quad (4)$$

where $\bar{\omega}_A \equiv \omega_A + \varepsilon - \omega_r$, $\bar{\omega}_B \equiv \omega_B - \omega_r$, and g_s denotes the saturated value of the gain in the absence of noise. A direct calculation yields (see Supplemental Material Sec. 4 for details)

$$\begin{aligned} \dot{\rho}_A &= X \rho_A + Y \rho_A^* + C \rho_B + E - i \zeta_A, \\ \dot{\rho}_B &= C \rho_A + D \rho_B + K - i \zeta_B, \end{aligned} \quad (5)$$

where $X = -i\bar{\omega}_A + g_A(|A_r + \rho_A|^2) - \Gamma|A_r|^2$, $Y = -\Gamma|A_r|^2$, $C = -i\kappa$, $D = -i\bar{\omega}_B - l_B$, $E = (g_A(|A_r|^2) - g_s - \Gamma|\rho_A|^2 - i(\omega_s - \omega_r))A_r$, $K = -i(\omega_s - \omega_r)A_r B_s / A_s$, and $\zeta_{A,B} = n_{A,B} e^{i\omega_r t}$. To streamline the representation, we define the vectors $|\rho\rangle \equiv (\rho_A, \rho_A^*, \rho_B, \rho_B^*)^T$, $|\zeta\rangle \equiv (-i\zeta_A, i\zeta_A^*, -i\zeta_B, i\zeta_B^*)^T$, and $|M\rangle \equiv (E, E^*, K, K^*)^T$. Accordingly, the dynamics of $|\rho\rangle$ can be written as

$$i|\dot{\rho}\rangle = H_n |\rho\rangle + i|M\rangle + i|\zeta\rangle, \quad (6)$$

where the Hamiltonian H_n has the form

$$H_n = i \begin{pmatrix} X & Y & C & 0 \\ Y^* & X^* & 0 & C^* \\ C & 0 & D & 0 \\ 0 & C^* & 0 & D^* \end{pmatrix}. \quad (7)$$

Note that H_n is inherently nonlinear because the term X contains contributions from ρ_A . We need to emphasize that no approximation was made in the derivation of

Eq. (6). When $|\varepsilon| \gg 0$, it turns out that the dynamics of $|\rho\rangle$ can be well captured by a linearized H_n (defined as \tilde{H}_{eff}) under the first-order approximation, where we set $g_A = g_s$, $\omega_r = \omega_s$, and consequently $E = K = 0$. As a numerical demonstration, Fig. 2(a) compares the evolution of $|\rho_A|^2$ governed by the linearized equations (the blue line, replacing H_n with \tilde{H}_{eff} and setting $|M\rangle = 0$), with the exact numerical simulations (the red dashed line) at $|\varepsilon| = 0.05$. The close agreement between these two lines over a long enough time demonstrates the validity of the linearized approximation. Since \tilde{H}_{eff} is already linearized and can accurately predict the system dynamics, as demonstrated in Fig. 2(a), the noise amplification can be treated as proportional to the PF of the eigenstates of \tilde{H}_{eff} [53]. Figure 2(b) shows the four eigenvalues of \tilde{H}_{eff} . Notably, at $\varepsilon = 0$, an EP_2 emerges, and the corresponding PF diverges [see Fig. S8(c)]. As a result, one would naturally expect $|\rho\rangle$ to diverge over long times due to the presence of noise; however, this is not the case.

In fact, as $\varepsilon \rightarrow 0$, the dynamics of $|\rho\rangle$ under exact numerical simulations, i.e., Eq. (6) without linearization, increasingly deviate from the predictions based on \tilde{H}_{eff} . Figure 2(c) displays the exact evolution trajectory of $|\rho_A|^2$ (the red dashed line) at $\varepsilon = 0$, which remains bounded and deviates from the linearized approximation (the blue line). Here, the prediction that the noise amplification can be characterized by the PF of \tilde{H}_{eff} fails due to the feedback mechanism imposed by the nonlinear saturable gain. To further elucidate this hidden feedback mechanism that confines the noise effects, the red surface in Fig. 2(d) represents the maximum imaginary part among all eigenvalues of H_n , denoted $\max(\text{Im}(\lambda))$, plotted against ρ_A . For reference, the transparent blue surface represents zero, intersecting the red surface at the yellow circle. Inside the yellow circle, $\max(\text{Im}(\lambda))$ is positive, indicating exponential growth in ρ_A . When $|\rho_A|$ grows sufficiently large to extend beyond the yellow circle in Fig. 2(d), $\max(\text{Im}(\lambda))$ becomes negative, indicating that $|\rho_A|$ subsequently undergoes exponential decay. Consequently, as long as the noise term $|\zeta\rangle$ remains finite, this feedback mechanism constrains $|\rho_A|$ to be bounded. To proceed, we expand $\rho_A \equiv \sum_{\omega} \alpha_{\omega} e^{-i\omega t}$ and evaluate the long-time average, yielding $\langle |\rho_A|^2 \rangle = \sum_{\omega} |\alpha_{\omega}|^2$, where the time average is defined as $\langle \cdot \rangle = \int_0^{T_s} (\cdot) dt / T_s$ with $T_s \rightarrow \infty$. As $|\rho_A|$ remains finite, the effect of noise, which is contained in $|\alpha_{\omega}|$, is also finite, thereby ensuring a finite linewidth.

To demonstrate the SNR enhancement in NEP-based sensing schemes, we extract $S(\varepsilon)$ from the phase accumulation during dynamical evolution, which can be directly measured using an oscilloscope or equivalent techniques [42, 43, 59]. We focus on the phase of $\phi_A(t)$, denoted as $\theta_A(t)$. A total of 1000 independent simulations are performed, each lasting for a duration of $\delta t = 13$, corresponding to roughly four oscillation periods near $\varepsilon = 0$.

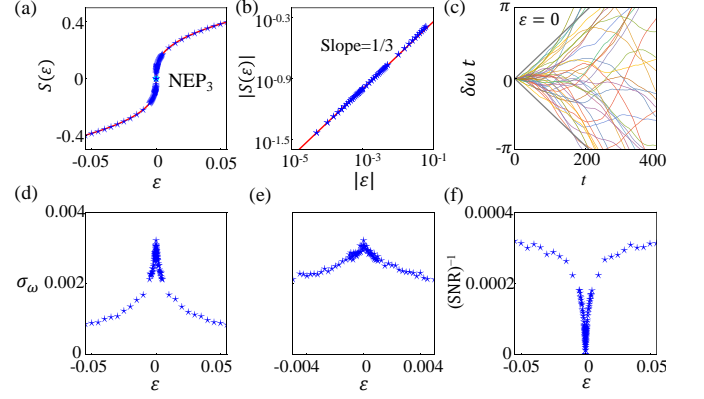


FIG. 3. (a) The blue stars represent the ensemble-averaged $S(\varepsilon)$ as a function of ε , which coincides with the solid red line obtained in the absence of noise. (b) Double-logarithmic plot of $|S(\varepsilon)|$ versus $|\varepsilon|$, where the solid line denotes a reference line with a slope of $1/3$. (c) Time evolution of the accumulated phase $\delta\omega t$ for 40 independent noise realizations. (d) The extracted frequency uncertainty σ_{ω} as a function of ε . (e) Near $\varepsilon \approx 0$, the linearized approximation \tilde{H}_{eff} breaks down, and σ_{ω} converges to a finite value. (f) SNR as a function of ε , showing the expected significant enhancement near the NEP₃. All results are obtained by solving Eq. (3). The initial conditions are set to $\omega_r = \omega_s$, $A_r = A_s$, and $\rho_{A,B} = 0$, with all other parameters identical to those used in Fig. 1. The ensemble average is computed over 1000 realizations for the results in (a), (b), and (d-f).

The frequency in each run is extracted as follows:

$$S(\varepsilon) = -\frac{1}{\delta t} \int_0^{\delta t} d\theta_A(t) \equiv \omega_s + \delta\omega, \quad (8)$$

where $\delta\omega$ denotes the frequency deviation, and its dependence on ε is omitted for clarity. Figure 3(a) plots $S(\varepsilon)$ (blue stars) as a function of ε , which coincides with the ideal values (solid red line). Figure 3(b) shows $|S(\varepsilon)|$ versus $|\varepsilon|$ on a logarithmic scale, where the slope fits well to $1/3$ even for extremely small $|\varepsilon|$, revealing a significant enhancement in responsivity. Figure 3(c) presents the phase residuals $\delta\omega t$ for 40 independent realizations at $\varepsilon = 0$, which are almost confined within two gray lines corresponding to $\pm 2\pi t/T_0$. In other words, in our NEP₃-based sensor, the noise-induced variation $\delta\omega$ lies within the resolution limit of the FFT, and remains bounded even at the NEP₃. Figure 3(d) shows the corresponding frequency uncertainty σ_{ω} , defined as the standard deviation of $S(\varepsilon)$. When ε is sufficiently far from the NEP₃, the linearized approximation \tilde{H}_{eff} remains valid. As ε approaches zero, the frequency uncertainty σ_{ω} gradually increases. However, as ε is close enough to zero, the linearized approximation fails, and σ_{ω} converges to a finite value [see Fig. 3(e)]. As a result, the SNR, proportional to $(\partial S(\varepsilon)/\partial \varepsilon)/\sigma_{\omega}$ (assuming a proportionality factor of 1), can still be dramatically improved near the NEP₃. Further discussion on the impact of noise on SNR en-

hancement is provided in the Supplementary Material, Sec. 5. Notably, at $\sigma_n = 0.01$, the frequency uncertainty induced by noise σ_ω is smaller than the precision of the FFT and is typically less than the errors caused by experimental materials, environmental factors, and other uncertainties. Therefore, in practical experiments, σ_ω is predominantly limited by the intrinsic resolution of the measurement instruments.

Summary and Discussions— In summary, we have established a theoretical framework based on nonlinear Langevin equations to investigate the interplay between noise and nonlinearity, and have demonstrated the enhancement in SNR of NEP-based sensors. The ensemble-averaged $S(\varepsilon)$ aligns well with the eigenfrequency of the noise-free nonlinear non-Hermitian system, and the standard deviation remains very small within the range of interest due to the hidden feedback mechanism. These results contribute to a substantial enhancement in the SNR. Thus, our work resolves the SNR debate in NEP-based sensors, enables applications in noisy environments, and can potentially extend the NEP framework to condensed matter and open quantum systems.

Unlike previous works [20, 22, 53] relying on frequency peaks as measurable quantities, we instead detect the phase accumulation over a finite time interval. This approach withstands significantly stronger noise levels, remaining effective even when the single-frequency peak is washed out (see Supplemental Material, Sec. 5). It is important to note that, similar to EP-based sensors, NEP sensors also require the signal to persist for a sufficient duration to allow the system to reach a stable state. Exploring ways to design and harness noise to reduce this stabilization time presents an exciting direction for future research. In addition, the PF of the instantaneous Hamiltonian that was employed in Refs. [42–44] only provides an exaggerated (and unattainable) noise enhancement factor, leading to an underestimated SNR enhancement [see Supplemental Material, Sec. 3].

The authors would like to thank Dr. X. Zheng and Prof. Y. D. Chong for helpful discussions. This work is supported by the National Key Research and Development Program of China [Grant No. 2022YFA1404900], the National Natural Science Foundation of China [Grants No. 12274332, 12334015, 12321161645, 12404440], the China Postdoctoral Science Foundation under Grant No. 2023M742715, the China National Postdoctoral Program for Innovative Talents under Grant No. BX20240266, and Postdoctor Project of Hubei Province under Grant No. 2024HBBHCXB054.

* phmxiao@whu.edu.cn

[1] A. M. Armani, R. P. Kulkarni, S. E. Fraser, R. C. Flagan, and K. J. Vahala, Label-free, single-molecule detection

- with optical microcavities, *Science* **317**, 783 (2007).
- [2] F. Vollmer, S. Arnold, and D. Keng, Single virus detection from the reactive shift of a whispering-gallery mode, *Proceedings of the National Academy of Sciences* **105**, 20701 (2008).
- [3] J. Zhu, S. K. Ozdemir, Y.-F. Xiao, L. Li, L. He, D.-R. Chen, and L. Yang, On-chip single nanoparticle detection and sizing by mode splitting in an ultrahigh-Q microresonator, *Nat. Photonics* **4**, 46 (2010).
- [4] A. A. Clerk, M. H. Devoret, S. M. Girvin, F. Marquardt, and R. J. Schoelkopf, Introduction to quantum noise, measurement, and amplification, *Rev. Mod. Phys.* **82**, 1155 (2010).
- [5] A. Blais, R.-S. Huang, A. Wallraff, S. M. Girvin, and R. J. Schoelkopf, Cavity quantum electrodynamics for superconducting electrical circuits: An architecture for quantum computation, *Phys. Rev. A* **69**, 062320 (2004).
- [6] P.-Y. Chen, M. Sakhdari, M. Hajizadegan, Q. Cui, M. M.-C. Cheng, R. El-Ganainy, and A. Alù, Generalized paritytime symmetry condition for enhanced sensor telemetry, *Nat. Electron.* **1**, 297 (2018).
- [7] Z. Dong, Z. Li, F. Yang, C.-W. Qiu, and J. S. Ho, Sensitive readout of implantable microsensors using a wireless system locked to an exceptional point, *Nat. Electron.* **2**, 335 (2019).
- [8] L. Y. Chen, B. C. K. Tee, A. L. Chortos, G. Schwartz, V. Tse, D. J. Lipomi, H. S. P. Wong, M. V. McConnell, and Z. Bao, Continuous wireless pressure monitoring and mapping with ultra-small passive sensors for health monitoring and critical care, *Nat. Commun.* **5**, 5028 (2014).
- [9] R. Ballantini, P. Bernard, E. Chiaveri, A. Chincaroni, G. Gemme, R. Losito, R. Parodi, and E. Picasso, A detector of high frequency gravitational waves based on coupled microwave cavities, *Class. Quantum Grav.* **20**, 3505 (2003).
- [10] R. Nopper, R. Niekrawietz, and L. Reindl, Wireless readout of passive lc sensors, *IEEE Trans. Instrum. Meas.* **59**, 2450 (2010).
- [11] A. Chavan and K. Wise, Batch-processed vacuum-sealed capacitive pressure sensors, *J. Microelectromechanical Syst.* **10**, 580 (2001).
- [12] P.-J. Chen, D. C. Rodger, S. Saati, M. S. Humayun, and Y.-C. Tai, Microfabricated implantable parylene-based wireless passive intraocular pressure sensors, *J. Microelectromechanical Syst.* **17**, 1342 (2008).
- [13] Z. G. Yuto Ashida and M. Ueda, Non-hermitian physics, *Adv. Phys.* **69**, 249 (2020).
- [14] W. D. Heiss, The physics of exceptional points, *J. Phys. A Math. Theor.* **45**, 444016 (2012).
- [15] I. Rotter, A non-hermitian hamilton operator and the physics of open quantum systems, *J. Phys. A Math. Theor.* **42**, 153001 (2009).
- [16] L. Xiao, Y. Chu, Q. Lin, H. Lin, W. Yi, J. Cai, and P. Xue, Non-hermitian sensing in the absence of exceptional points, *Phys. Rev. Lett.* **133**, 180801 (2024).
- [17] S. Sunada, Large sagnac frequency splitting in a ring resonator operating at an exceptional point, *Phys. Rev. A* **96**, 033842 (2017).
- [18] H. Hodaei, A. U. Hassan, S. Wittek, H. Garcia-Gracia, R. El-Ganainy, D. N. Christodoulides, and M. Khajavikhan, Enhanced sensitivity at higher-order exceptional points, *Nature* **548**, 187 (2017).
- [19] X.-W. Luo, C. Zhang, and S. Du, Quantum squeezing and sensing with pseudo-anti-parity-time symmetry,

- Phys. Rev. Lett.* **128**, 173602 (2022).
- [20] K. Ding, G. Ma, M. Xiao, Z. Q. Zhang, and C. T. Chan, Emergence, coalescence, and topological properties of multiple exceptional points and their experimental realization, *Phys. Rev. X* **6**, 021007 (2016).
 - [21] S. Wang, B. Hou, W. Lu, Y. Chen, Z. Q. Zhang, and C. T. Chan, Arbitrary order exceptional point induced by photonic spinorbit interaction in coupled resonators, *Nat. Commun.* **10**, 832 (2019).
 - [22] W. Tang, X. Jiang, K. Ding, Y.-X. Xiao, Z.-Q. Zhang, C. T. Chan, and G. Ma, Exceptional nexus with a hybrid topological invariant, *Science* **370**, 1077 (2020).
 - [23] Y.-X. Xiao, Z.-Q. Zhang, Z. H. Hang, and C. T. Chan, Anisotropic exceptional points of arbitrary order, *Phys. Rev. B* **99**, 241403(R) (2019).
 - [24] H. Loughlin and V. Sudhir, Exceptional-point sensors offer no fundamental signal-to-noise ratio enhancement, *Phys. Rev. Lett.* **132**, 243601 (2024).
 - [25] H. Qi, Y. Li, X. Wang, Y. Li, X. Li, X. Wang, X. Hu, and Q. Gong, Dynamically encircling exceptional points in different riemann sheets for orbital angular momentum topological charge conversion, *Phys. Rev. Lett.* **132**, 243802 (2024).
 - [26] Z. Zhang, F. Zhang, Z. Xu, Y. Hu, H. Bao, and H. Shen, Realizing exceptional points by floquet dissipative couplings in thermal atoms, *Phys. Rev. Lett.* **133**, 133601 (2024).
 - [27] J. Wiersig, Enhancing the sensitivity of frequency and energy splitting detection by using exceptional points: Application to microcavity sensors for single-particle detection, *Phys. Rev. Lett.* **112**, 203901 (2014).
 - [28] Z.-P. Liu, J. Zhang, i. m. c. K. Özdemir, B. Peng, H. Jing, X.-Y. Lü, C.-W. Li, L. Yang, F. Nori, and Y.-x. Liu, Metrology with \mathcal{PT} -symmetric cavities: Enhanced sensitivity near the \mathcal{PT} -phase transition, *Phys. Rev. Lett.* **117**, 110802 (2016).
 - [29] J. Wiersig, Sensors operating at exceptional points: General theory, *Phys. Rev. A* **93**, 033809 (2016).
 - [30] W. Chen, . Kaya Özdemir, G. Zhao, J. Wiersig, and L. Yang, Exceptional points enhance sensing in an optical microcavity, *Nature* **548**, 192 (2017).
 - [31] Q. Zhong, J. Kou, i. m. c. K. Özdemir, and R. El-Ganainy, Hierarchical construction of higher-order exceptional points, *Phys. Rev. Lett.* **125**, 203602 (2020).
 - [32] Z. Xiao, H. Li, T. Kottos, and A. Alù, Enhanced sensing and nondegraded thermal noise performance based on \mathcal{PT} -symmetric electronic circuits with a sixth-order exceptional point, *Phys. Rev. Lett.* **123**, 213901 (2019).
 - [33] C. Ferise, P. del Hougne, S. Félix, V. Pagneux, and M. Davy, Exceptional points of pt -symmetric reflectionless states in complex scattering systems, *Phys. Rev. Lett.* **128**, 203904 (2022).
 - [34] I. Mandal and E. J. Bergholtz, Symmetry and higher-order exceptional points, *Phys. Rev. Lett.* **127**, 186601 (2021).
 - [35] W. Langbein, No exceptional precision of exceptional-point sensors, *Phys. Rev. A* **98**, 023805 (2018).
 - [36] C. Chen, L. Jin, and R.-B. Liu, Sensitivity of parameter estimation near the exceptional point of a non-hermitian system, *New J. Phys.* **21**, 083002 (2019).
 - [37] H.-K. Lau and A. A. Clerk, Fundamental limits and non-reciprocal approaches in non-Hermitian quantum sensing, *Nat. Commun.* **9**, 4320 (2018).
 - [38] H. Wang, Y.-H. Lai, Z. Yuan, M.-G. Suh, and K. Vahala, Petermann-factor sensitivity limit near an exceptional point in a brillouin ring laser gyroscope, *Nat. Commun.* **11**, 1610 (2020).
 - [39] M. Zhang, W. Sweeney, C. W. Hsu, L. Yang, A. D. Stone, and L. Jiang, Quantum noise theory of exceptional point amplifying sensors, *Phys. Rev. Lett.* **123**, 180501 (2019).
 - [40] Z. Li, C. Li, Z. Xiong, G. Xu, Y. R. Wang, X. Tian, X. Yang, Z. Liu, Q. Zeng, R. Lin, Y. Li, J. K. W. Lee, J. S. Ho, and C.-W. Qiu, Stochastic exceptional points for noise-assisted sensing, *Phys. Rev. Lett.* **130**, 227201 (2023).
 - [41] R. Kononchuk, J. Cai, F. Ellis, R. Thevamaran, and T. Kottos, Exceptional-point-based accelerometers with enhanced signal-to-noise ratio, *Nature* **607**, 697 (2022).
 - [42] K. Bai, L. Fang, T.-R. Liu, J.-Z. Li, D. Wan, and M. Xiao, Nonlinearity-enabled higher-order exceptional singularities with ultra-enhanced signal-to-noise ratio, *Natl. Sci. Rev.* **10**, nwac259 (2023).
 - [43] K. Bai, T.-R. Liu, L. Fang, J.-Z. Li, C. Lin, D. Wan, and M. Xiao, Observation of nonlinear exceptional points with a complete basis in dynamics, *Phys. Rev. Lett.* **132**, 073802 (2024).
 - [44] K. Bai, J.-Z. Li, T.-R. Liu, L. Fang, D. Wan, and M. Xiao, Nonlinear exceptional points with a complete basis in dynamics, *Phys. Rev. Lett.* **130**, 266901 (2023).
 - [45] S.-Y. Lee, J.-W. Ryu, J.-B. Shim, S.-B. Lee, S. W. Kim, and K. An, Divergent petermann factor of interacting resonances in a stadium-shaped microcavity, *Phys. Rev. A* **78**, 015805 (2008).
 - [46] A. E. Siegman, Excess spontaneous emission in non-hermitian optical systems. i. laser amplifiers, *Phys. Rev. A* **39**, 1253 (1989).
 - [47] H. Xu, D. Mason, L. Jiang, and J. G. E. Harris, Topological energy transfer in an optomechanical system with exceptional points, *Nature* **537**, 80 (2016), 1602.06881.
 - [48] A. U. Hassan, B. Zhen, M. Soljačić, M. Khajavikhan, and D. N. Christodoulides, Dynamically encircling exceptional points: Exact evolution and polarization state conversion, *Phys. Rev. Lett.* **118**, 093002 (2017).
 - [49] K. Bai, C. Lin, T. Liu, J.-z. Li, X. Lyu, and M. Xiao, Nonlinear Chiral-like State Transfer realized with a minimal set of parameters, *Nat. Commun.* **16**, 5844 (2025).
 - [50] X. L. Zhang, T. Jiang, and C. T. Chan, Dynamically encircling an exceptional point in anti-parity-time symmetric systems: asymmetric mode switching for symmetry-broken modes, *Light Sci. Appl.* **8**, 88 (2019).
 - [51] Y. Choi, C. Hahn, J. W. Yoon, S. H. Song, and P. Berini, Extremely broadband, on-chip optical nonreciprocity enabled by mimicking nonlinear anti-adiabatic quantum jumps near exceptional points, *Nat. Commun.* **8**, 14154 (2017).
 - [52] B. Peng, . K. Özdemir, M. Liertzer, W. Chen, J. Kramer, H. Yilmaz, J. Wiersig, S. Rotter, and L. Yang, Chiral modes and directional lasing at exceptional points, *Proc. Natl. Acad. Sci.* **113**, 6845 (2016).
 - [53] X. Zheng and Y. D. Chong, Noise constraints for nonlinear exceptional point sensing, *Phys. Rev. Lett.* **134**, 133801 (2025).
 - [54] S. Dutta and N. R. Cooper, Critical response of a quantum van der pol oscillator, *Phys. Rev. Lett.* **123**, 250401 (2019).
 - [55] T. E. Lee and H. R. Sadeghpour, Quantum synchroniza-

- tion of quantum van der pol oscillators with trapped ions, *Phys. Rev. Lett.* **111**, 234101 (2013).
- [56] K. J. H. Peters and S. R. K. Rodriguez, Exceptional precision of a nonlinear optical sensor at a square-root singularity, *Phys. Rev. Lett.* **129**, 013901 (2022).
- [57] I. Carusotto and C. Ciuti, Quantum fluids of light, *Rev. Mod. Phys.* **85**, 299 (2013).
- [58] A. Rößler, Second order rungekutta methods for it stochastic differential equations, *SIAM Journal on Numerical Analysis* **47**, 1713 (2009).
- [59] D.-Y. Chen, L. Dong, and Q.-A. Huang, Inductor-capacitor passive wireless sensors using nonlinear parity-time symmetric configurations, *Nat. Commun.* **15**, 9312 (2024).