

# Causal Attention with Lookahead Keys

Zhuoqing Song<sup>1,2,\*</sup>, Peng Sun<sup>1</sup>, Huizhuo Yuan<sup>1</sup>, Quanquan Gu<sup>1,†</sup>

<sup>1</sup>ByteDance Seed, <sup>2</sup>Princeton University

\*Work done during internship at ByteDance Seed, †Corresponding author

## Abstract

In standard causal attention, each token’s query, key, and value (QKV) are static and encode only preceding context. We introduce CAuSal aTtention with Lookahead kEys (CASTLE), an attention mechanism that continually updates each token’s keys as the context unfolds. We term these updated keys lookahead keys because they belong to earlier positions yet integrate information from tokens that appear later relative to those positions, while strictly preserving the autoregressive property. Although the mechanism appears sequential, we derive a mathematical equivalence that avoids explicitly materializing lookahead keys at each position and enables efficient parallel training. On language modeling benchmarks, CASTLE consistently outperforms standard causal attention across model scales, reducing validation perplexity and improving performance on a range of downstream tasks.

**Date:** September 8, 2025

**Correspondence:** Quanquan Gu at [quanquan.gu@bytedance.com](mailto:quanquan.gu@bytedance.com)

## 1 Introduction

Causal attention [25] is a cornerstone of autoregressive sequence modeling, allowing each token to condition on its past while preserving the autoregressive structure that underpins language generation. Building on this mechanism, large language models (LLMs) have transformed natural language processing by scaling up the model size and the number of tokens trained [3, 11, 18]. While this trend has delivered impressive capabilities, it increasingly runs up against a practical bottleneck, that is high-quality tokens. This reality makes it imperative to improve the attention layer itself and to develop model architectures that are more token-efficient, delivering stronger performance under fixed training-token budgets.

In standard causal attention, each token’s query, key, and value (QKV) are computed from that token’s representation and remain fixed; they cannot incorporate information from subsequent tokens. As a result, a token’s QKV can encode only its preceding context. Recent work shows that such causal mask, which blocks each token’s access to its future information, limits models’ ability to capture global context, and impairs natural language understanding [8, 13, 21, 26, 30]. Here are some vivid illustrations that give intuitions for the limitations of causal masking. Garden-path sentences [17] are structurally ambiguous, often inducing an incorrect initial parse. For example, “the old man the boat”. Because garden-path sentences’ correct interpretation typically depends on information that appears later in the sentence, the causal mask restricting tokens to past context can cause models to struggle in resolving such ambiguities effectively [1]. In many tasks, the question/focus appears at the end of the input. Without access to future context, earlier tokens cannot encode the relevant information needed to anticipate the question/focus. As a result, early token

representations may fail to capture important cues and global context dependencies [26].

Several recent works have proposed remedies to address these limitations on sentence embedding. BeLLM (Backward Dependency Enhanced LLM) [13] introduces backward dependencies which enables sentence embeddings to incorporate both past and future context, significantly improving performance on semantic textual similarity tasks and downstream applications. Echo Embeddings [21] duplicate the input and extracting representations from the second occurrence. The model effectively allows early tokens to attend to later ones and thus the model improves over classical LM embeddings without changing the architecture or requiring fine-tuning. Re-Reading (RE2) [26] enhances reasoning by prompting decoder-only LLMs to process the same question twice. The second pass provides tokens with access to global information from the first pass, capturing global dependencies and yielding stronger performance on arithmetic, commonsense, and symbolic reasoning tasks. Despite these advances, it remains unclear whether the above methods can benefit pretraining.

To address the shortcomings of standard causal attention in pretraining, we propose a novel attention mechanism, CAuSal aTtention with Lookahead kEys (CASTLE). In this approach, when generating the  $(t + 1)$ -th token, we update keys of all preceding tokens so that keys of token  $s$  ( $1 \leq s \leq t$ ) are able to additionally encode information from token  $s + 1$  to  $t$ . These keys are called lookahead keys. This design preserves the autoregressive structure while allowing the keys to evolve as the context unfolds. In Figure 1, we give an illustration of receptive fields of the keys in CASTLE. Although the mechanism appears recurrent, we establish a mathematical equivalence that avoids explicitly materializing the lookahead keys and enables efficient parallel training. We evaluate our approach on language modeling across multiple model scales. Experimental results show that CASTLE consistently outperforms standard causal attention in terms of validation perplexity and downstream task performance.

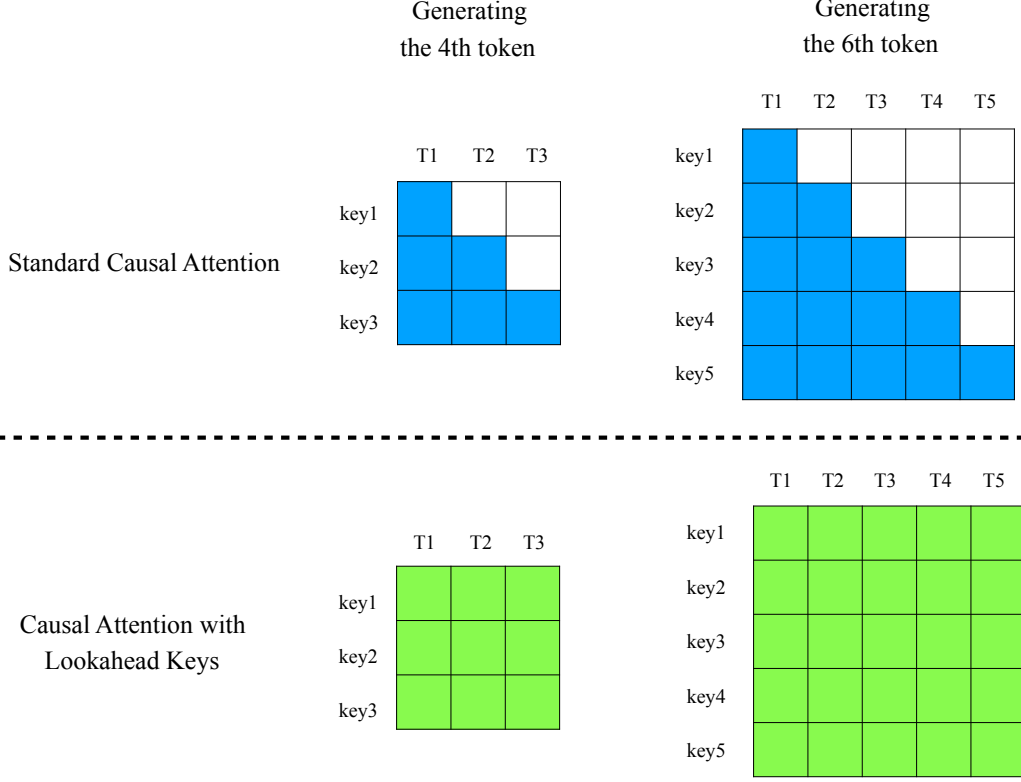
The remainder of this paper is organized as follows. We discuss related work in Section 1.1. In Section 2.1, we elaborate on our motivations. In Section 2.2, we formally define CASTLE in its recurrent form. Section 2.3 proves an equivalent parallel formulation of CASTLE and develops efficient parallel training algorithms. Section 2.4 introduces efficient inference algorithms together with the counterpart of the KV cache in CASTLE. Finally, Section 3 presents empirical results demonstrating the effectiveness of CASTLE across diverse tasks and model scales.

## 1.1 Related Work

Several studies have observed that the causal mask, by preventing tokens from accessing future information, can hinder a model’s ability to capture global context and thereby degrade its natural language understanding [8, 13, 21, 26, 30].

Much effort has been made to overcome this shortcoming in sentence embedding. BeLLM (Backward Dependency Enhanced LLM) [13] modifies decoder layers to enable sentence embeddings to integrate both past and future information. This yields substantial improvements on semantic textual similarity and downstream tasks. Echo Embeddings [21] duplicate the input sequence and extract embeddings from the second occurrence, letting early tokens attend to later ones without modifying the architecture. Similarly, Re-Reading (RE2) [26] prompts models to process inputs twice, so the second pass captures global information obtained in the first. These methods improve embedding quality and reasoning, but their benefits in large-scale pretraining remain unclear.

Selective Attention [12] introduces a parameter-free modification where tokens can mask out irrelevant or outdated tokens from future attention. By subtracting accumulated selection scores from the attention logits, selective attention reduces reliance on unneeded context. As a result, it achieves substantial memory and compute savings without degrading perplexity. However, selective attention primarily emphasizes filtering unneeded past tokens to enhance efficiency. As discussed in the introduction, many scenarios, such as garden-path sentences or cases where the key information appears at the end of the input, require mechanisms that actively incorporate crucial future information. Whether selective attention can address this challenge remains uncertain.



**Figure 1** Receptive fields of keys in standard causal attention and CASTLE. The top row shows standard causal attention when generating the 4th token (left) and the 6th token (right). The bottom row shows CASTLE under the same settings. Here, key1, key2,  $\dots$  denote the keys corresponding to tokens 1, 2,  $\dots$ , while  $T_1, T_2, \dots$  denote the tokens. In standard causal attention, keys are static: when generating the  $(t+1)$ -th token, each key  $i$  with  $1 \leq i \leq t$  can only access information from  $\{T_1, \dots, T_i\}$ , and key  $i$  remains the same for all later steps. In contrast, CASTLE continuously updates keys at each prediction step, i.e., when generating the  $(t+1)$ -th token, the receptive field of any key  $i$  with  $1 \leq i \leq t$ , is expanded to contain information from  $\{T_1, \dots, T_t\}$ .

## 2 Causal Attention with Lookahead Keys

Our motivations are discussed in Section 2.1. Formal mathematical definitions of CASTLE in recurrent form are provided in Section 2.2. Direct application of the recurrent form of CASTLE in Section 2.2 is impractical for large-scale pretraining. To address this, we present efficient pretraining algorithms in Section 2.3. In Section 2.4, we describe efficient inference algorithms along with the counterparts of the KV cache in CASTLE.

### 2.1 Motivations

We first recall the standard causal attention. Given contextualized representations  $\mathbf{X}^L \in \mathbb{R}^{L \times d_{\text{model}}}$  where  $L$  is the sequence length and  $d_{\text{model}}$  is the hidden dimension. The standard causal attention first computes  $\mathbf{Q} = \mathbf{X}^L \mathbf{W}_Q$ ,  $\mathbf{K} = \mathbf{X}^L \mathbf{W}_K$ ,  $\mathbf{V} = \mathbf{X}^L \mathbf{W}_V \in \mathbb{R}^{L \times d}$ , where  $d$  is the head dimension. Then, the standard causal attention is computed as follows

$$\text{CausalAttention}(\mathbf{X}^L) = \text{row\_softmax}\left(\frac{\mathbf{Q}\mathbf{K}^\top}{\sqrt{d}} + \mathbf{M}^C\right) \mathbf{V} \in \mathbb{R}^{L \times d}, \quad (1)$$

where  $\mathbf{M}^C \in \mathbb{R}^{L \times L}$  is the causal mask which prevents each token from attending to its future tokens, i.e.,  $\mathbf{M}_{ij}^C = 0$  if  $i \geq j$  and  $\mathbf{M}_{ij}^C = -\infty$  otherwise.

To explain our motivations, we begin with the recurrent form of standard causal attention. Consider the case

when generating the  $(t+1)$ -th token. Given contextualized representations  $\mathbf{X}^t = \begin{pmatrix} \mathbf{x}_1 \\ \mathbf{x}_2 \\ \vdots \\ \mathbf{x}_t \end{pmatrix} \in \mathbb{R}^{t \times d_{\text{model}}}$ , where

$\mathbf{x}_s$  is the representation of token  $s$ . Unless otherwise specified, all vectors in this paper are treated as row vectors rather than column vectors.

The query, key and value of token  $s$  are  $\mathbf{q}_s = \mathbf{x}_s \mathbf{W}_Q$ ,  $\mathbf{k}_s = \mathbf{x}_s \mathbf{W}_K$ ,  $\mathbf{v}_s = \mathbf{x}_s \mathbf{W}_V$ . We also denote  $\mathbf{K}_t = \mathbf{X}^t \mathbf{W}_K$  and  $\mathbf{V}_t = \mathbf{X}^t \mathbf{W}_V$ . Then, the standard causal attention follows the recurrent form

$$\text{causal-attention}(\mathbf{X}^t) = \text{softmax} \left( \frac{\mathbf{q}_t \mathbf{K}_t^\top}{\sqrt{d}} \right) \mathbf{V}_t = \frac{\sum_{s=1}^t \exp(\mathbf{q}_t \mathbf{k}_s^\top / \sqrt{d}) \mathbf{v}_s}{\sum_{s=1}^t \exp(\mathbf{q}_t \mathbf{k}_s^\top / \sqrt{d})} \in \mathbb{R}^{1 \times d}.$$

Due to the autoregressive structure, each  $\mathbf{x}_s$  only encodes information from token 1 to  $s$ . Thus, when generating token  $t+1$  with  $t+1 > s$ , each  $\mathbf{k}_s$  only contains information from token 1 to  $s$  without containing information from token  $s+1$  to  $t$ . This can impair models' ability of natural language understanding, yielding high-quality text embedding and capturing global context as mentioned in the introduction.

This motivates us to propose a novel attention mechanism, causal attention with lookahead keys (CASTLE), i.e., when generating the  $(t+1)$ -th token, we first update keys  $\mathbf{k}_s$  of preceding tokens  $s$  with  $s < t+1$  to additionally incorporate information from token  $s+1$  to  $t$ . We refer to these as lookahead keys because their representations renew with the growing context. In this way, lookahead keys may lead to more accurate attention scores while preserving the autoregressive property of the model.

Before describing the details of this mechanism, we first answer the following questions.

- **Why do we use lookahead keys instead of lookahead queries?** The answer parallels the reason why key-value (KV) pairs are cached instead of queries (Q). Each  $\mathbf{q}_s$  is only used once, namely when generating token  $s+1$ . Because we are designing an autoregressive model, past queries cannot be modified after generation, making it meaningless to update  $\mathbf{q}_s$ . In contrast,  $\mathbf{k}_s$  is multiplied by the queries  $\mathbf{q}_t$  of all subsequent tokens  $t \geq s$ . Keeping  $\mathbf{k}_s$  updated therefore can benefit all later tokens by possibly producing more accurate attention scores.

We also remark that renewing the values  $\mathbf{v}_s$  in a similar way to what we do for lookahead keys could potentially be beneficial. In this work, however, we focus on updating keys because doing so admits a mathematical equivalence (shown in Section 2.3) with  $O(L^2 d)$  computational complexity. Designing efficient parallel training algorithms that utilize lookahead values remains an interesting direction for future research.

- **How do we maintain the model autoregressive with lookahead keys?** When generating token  $t+1$ , we update keys of each preceding token  $s < t+1$  with information from token  $s+1$  to  $t$ . Thus, all keys only contain information from token 1 to  $t$ . Queries and values are naturally only containing information from tokens up to  $t$ . No future information from tokens  $k > t$  is used. Thus, the model maintains autoregressive property.

Further details of our design are presented in Section 2.2.

## 2.2 Mathematical Definition in Recurrent Form

We give mathematical definitions of CASTLE in this section. Let  $L$  denote sequence length and  $d_{\text{model}}$ ,  $d$  denote the hidden dimension and head dimension, respectively.

Throughout Section 2.2, we fix  $t \in \{1, 2, \dots, L\}$  and consider the setting where  $t$  tokens have already been generated and the model is about to generate the  $(t+1)$ -th token.

Denote the input contextualized representations  $\mathbf{X}^t = \begin{pmatrix} \mathbf{x}_1 \\ \mathbf{x}_2 \\ \vdots \\ \mathbf{x}_t \end{pmatrix} \in \mathbb{R}^{t \times d_{\text{model}}}$ , where  $\mathbf{x}_s$  is the representation of

token  $s$ .

Utilizing lookahead keys lies at the core of CASTLE. However, the way a model learns to encode information into keys of token  $s$  from past tokens ( $k \leq s$ ) may differ from how it encodes information from subsequent tokens (tokens  $s < k < t + 1$ ) when generating the  $(t + 1)$ -th token. To address this, we adopt a hybrid design. Specifically, we keep half of the keys the same as in standard causal which we call causal keys, while allowing the remaining half to renew as the context progresses which we call lookahead keys.

For each preceding token  $s$  ( $1 \leq s < t + 1$ ), causal keys of token  $s$  is a projection of  $\mathbf{x}_s$ , while lookahead keys of token  $s$  contain information from representations  $\{\mathbf{x}_{s+1}, \dots, \mathbf{x}_t\}$ . The receptive fields of causal keys and lookahead keys are illustrated in Figure 2.

We first project  $\mathbf{X}^t$  into key and value matrices  $\mathbf{K}_t^U, \mathbf{V}_t^U, \mathbf{K}_t^C, \mathbf{V}_t^C \in \mathbb{R}^{t \times d}$  by

$$\mathbf{K}_t^U = \mathbf{X}^t \mathbf{W}_K^U, \mathbf{V}_t^U = \mathbf{X}^t \mathbf{W}_V^U,$$

and

$$\mathbf{K}_t^C = \mathbf{X}^t \mathbf{W}_K^C, \mathbf{V}_t^C = \mathbf{X}^t \mathbf{W}_V^C$$

as well as query matrix  $\mathbf{Q}_t^U = \mathbf{X}^t \mathbf{W}_Q^U \in \mathbb{R}^{t \times d}$  and query vector  $\mathbf{q}_t^C = \mathbf{x}_t \mathbf{W}_Q^C \in \mathbb{R}^{1 \times d}$ . Here,  $\mathbf{W}_Q^U, \mathbf{W}_K^U, \mathbf{W}_V^U, \mathbf{W}_Q^C, \mathbf{W}_K^C, \mathbf{W}_V^C \in \mathbb{R}^{d_{\text{model}} \times d}$  are learnable matrices.

The matrices  $\mathbf{K}_t^U, \mathbf{V}_t^U, \mathbf{Q}_t^U$  are used to generate the lookahead key  $\mathbf{U}^t$ . Then, the causal key  $\mathbf{K}_t^C$  and the lookahead key  $\mathbf{U}^t$  are multiplied by the query vector  $\mathbf{q}_t^C$  to get the attention scores. Then,  $\mathbf{V}_t^C$  are multiplied by the attention weights to get the output. Before we elaborate on details in the definition of CASTLE, we first give formal definitions of causal keys and lookahead keys.

**Causal Keys.** The causal keys in CASTLE is defined similarly to the keys in standard causal attention. More specifically, causal keys are defined as

$$\mathbf{K}_t^C = \begin{pmatrix} \mathbf{k}_1^C \\ \mathbf{k}_2^C \\ \vdots \\ \mathbf{k}_t^C \end{pmatrix} = \mathbf{X}^t \mathbf{W}_K^C \in \mathbb{R}^{t \times d}.$$

The  $s$ -th row  $\mathbf{k}_s$  of  $\mathbf{K}_t^C$  satisfying  $\mathbf{k}_s = \mathbf{x}_s \mathbf{W}_K^C$  is the causal key of token  $s$ . Causal keys are static, i.e., the  $s$ -th rows of  $\mathbf{K}_t^C$  and  $\mathbf{K}_{t'}^C$  are equal to each other whenever  $t, t' \geq s$ .

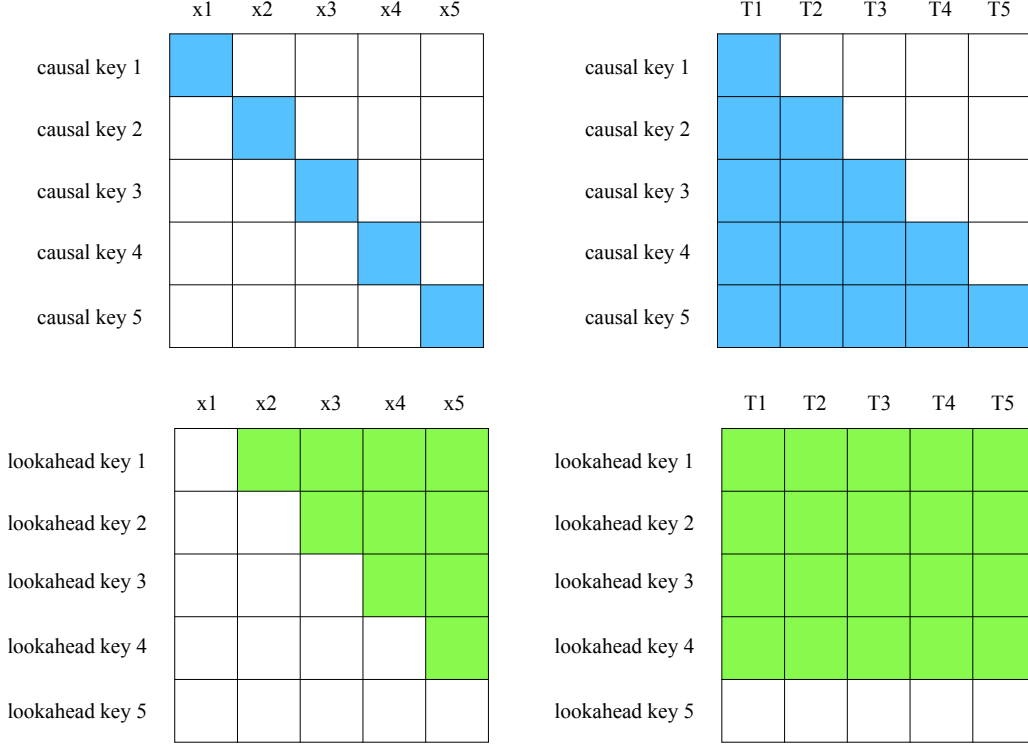
**Lookahead Keys.** We utilize a structure similar to the attention mechanism to define lookahead keys.

More specifically, the lookahead keys are defined as

$$\mathbf{U}^t = \begin{pmatrix} \mathbf{u}_1^t \\ \mathbf{u}_2^t \\ \vdots \\ \mathbf{u}_t^t \end{pmatrix} = \text{sigmoid}\left(\frac{\mathbf{Q}_t^U \mathbf{K}_t^{U\top}}{\sqrt{d}} + \mathbf{M}_t^U\right) \mathbf{V}_t^U \in \mathbb{R}^{t \times d}, \quad (2)$$

where  $\mathbf{M}_t^U \in \mathbb{R}^{t \times t}$  is a mask matrix with  $[\mathbf{M}_t^U]_{ij} = 0$  if  $i < j$  and  $[\mathbf{M}_t^U]_{ij} = -\infty$  otherwise. The  $s$ -th row  $\mathbf{u}_s^t$  of  $\mathbf{U}^t$  is the lookahead key of token  $s$ . We remark that in  $\mathbf{u}_s^t$ , the superscript  $t$  indicates that  $\mathbf{u}_s^t$  is defined when  $t$  tokens have already been generated and we are about to generate the  $(t + 1)$ -th token, while the subscript  $s$  indicates  $\mathbf{u}_s^t$  is the  $s$ -th row of  $\mathbf{U}^t$ .

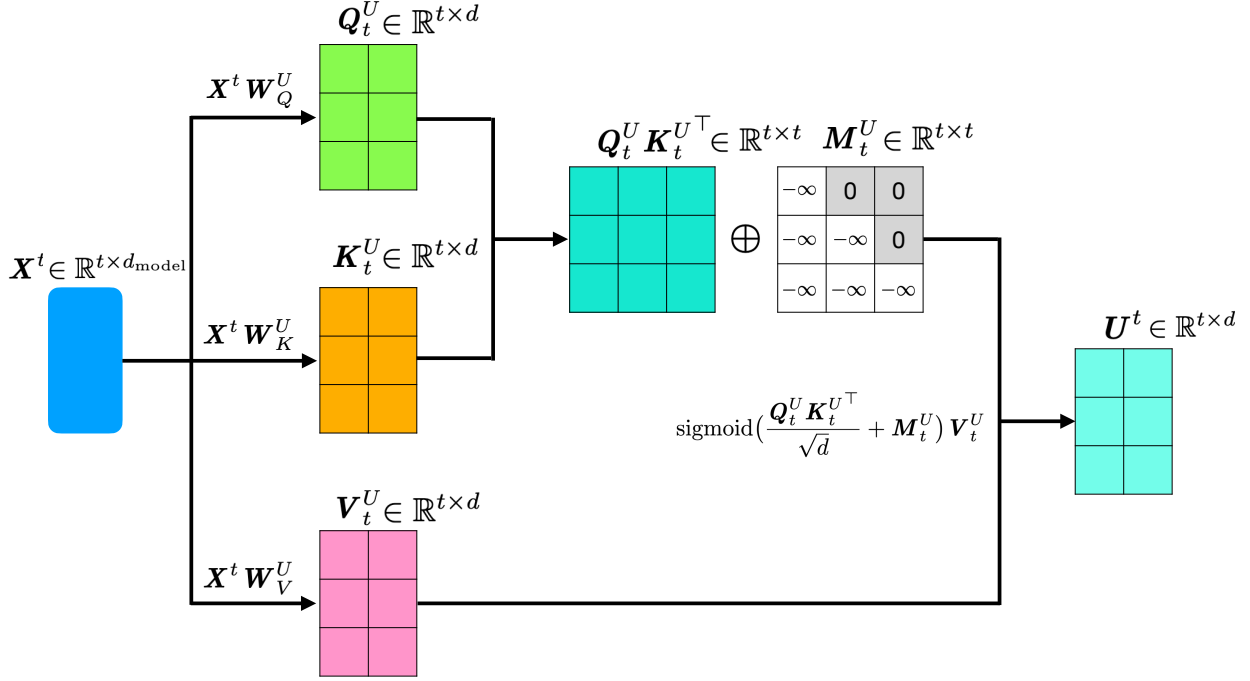
The definition of  $\mathbf{M}_t^U$  guarantees that the lookahead key of token  $s$ ,  $\mathbf{u}_s^t$ , is exposed to information from  $\{\mathbf{x}_{s+1}, \dots, \mathbf{x}_t\}$ . Since  $\mathbf{u}_s^t$  keeps renewing as the context goes, it is natural that  $\mathbf{u}_s^t \neq \mathbf{u}_s^{t+1}$ .



**Figure 2** Receptive fields of causal keys and lookahead keys with respect to contextualized representations and tokens (excluding the first layer) when generating the 6th token. Tokens are denoted by  $T_i$  and their contextualized representations by  $x_i$ . Causal key  $i$  corresponds to the causal key of token  $i$ , while lookahead key  $i$  corresponds to the lookahead key of token  $i$ . When generating the  $(t+1)$ -th token, for token  $s$  ( $s < t+1$ ), the causal key of token  $s$  is a projection of  $x_s$ . Due to the softmax in attention, except in the first layer, causal keys of  $s$  attend over tokens  $\{T_1, \dots, T_s\}$ . For token  $s < t$ , lookahead keys of  $s$  incorporate information from  $\{x_{s+1}, \dots, x_t\}$  and attend over all existing tokens  $\{T_1, \dots, T_t\}$ . Since the last row of  $M^U$  is defined as  $[M^U]_{t,:} = (-\infty)^{1 \times t}$ , lookahead keys of token  $t$  are all-zeros vectors and thus have empty receptive fields when generating the  $(t+1)$ -th token.

An illustration for lookahead keys can be found in Figure 3. We have the following remarks regarding the definition of lookahead keys in (2).

- **Why are we using sigmoid?** The sigmoid function is used in (2) instead of softmax due to the consideration that when generating token  $t+1$ , for token  $s$  with  $s < t+1$ , synthesizing information contained in tokens  $s+1$  to  $t$  should not be compulsory. However, since the probabilities in softmax sum up to 1, which forces  $u_s^t$  to incorporate information from tokens  $s+1$  to  $t$  and is not desired.
- **Lookahead keys  $U^t$  maintains autoregressive property.** First, CASTLE is defined in a recurrent form which is naturally autoregressive. Second, when generating the  $(t+1)$ -th token, each  $u_s^t$  is only exposed to information from representations of tokens  $s+1$  to  $t$  as in (2). No information from tokens which are not yet generated is exposed.
- **Lookahead keys  $U^t$  only occur in CASTLE’s recurrent form definition and inference, but cannot be materialized in parallel training.** Since  $u_s^t$  and  $u_s^{t+1}$  may vary, this prevents us from materializing  $U^t$  for each  $t$ . The computation cost in (2) is  $O(t^2d)$ . If we materialize all  $U^t$  in parallel, the computational cost is at least  $\sum_{t=1}^L t^2d = O(L^3d)$  which makes training on large-scale datasets impractical. In Section 2.3, we will give an equivalent form which removes the need of materializing each  $U^t$  and enables efficient parallel training.



**Figure 3** Illustration for the definition of lookahead keys in (2) when generating the 4-th token. Let  $d_{\text{model}}$  and  $d$  denote the hidden dimension and head dimension, respectively. In this figure, we set  $t = 3$  and  $d = 2$ .

**CASTLE in Recurrent Form.** After defining causal keys and lookahead keys, we are ready to give the formula of CASTLE in recurrent form. To generate the  $(t + 1)$ -th token, we utilize both the causal keys  $\mathbf{K}_t^C \in \mathbb{R}^{t \times d}$  and the lookahead keys  $\mathbf{U}^t$ . More specifically, let the causal-key attention scores be

$$\mathbf{s}_t^C = \frac{\mathbf{q}_t^C \mathbf{K}_t^{C\top}}{\sqrt{d}} \in \mathbb{R}^{1 \times t}. \quad (3)$$

Let the lookahead-key attention scores be

$$\mathbf{s}_t^U = \frac{\mathbf{q}_t^C \mathbf{U}^{t\top}}{\sqrt{d}} \in \mathbb{R}^{1 \times t}. \quad (4)$$

Then, we define attention weights by combining the above attention scores as follows

$$\mathbf{p}_t = \text{softmax}(\mathbf{s}_t^C - \text{SiLU}(\mathbf{s}_t^U)) \in \mathbb{R}^{1 \times t}, \quad (5)$$

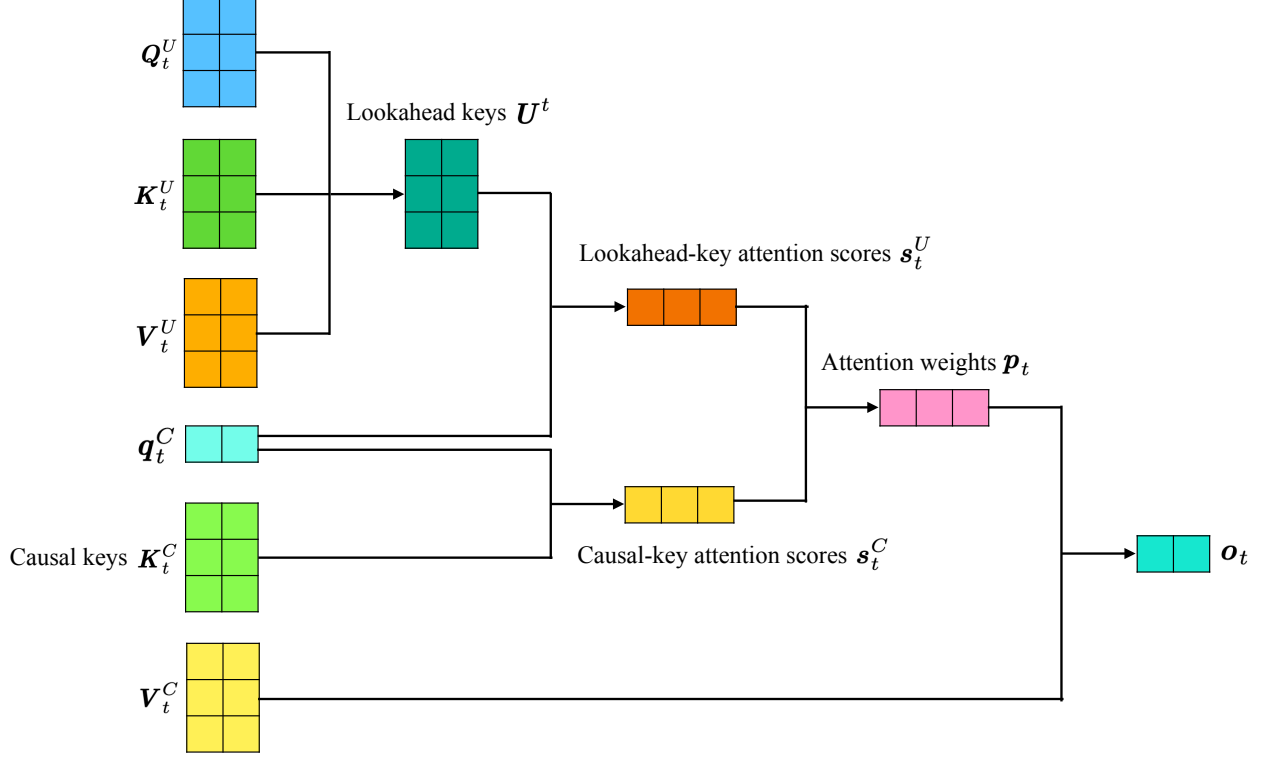
where  $\text{SiLU}(\mathbf{x}) = \mathbf{x} \odot \text{sigmoid}(\mathbf{x})$ .

Then, the output is calculated as

$$\text{attention}(\mathbf{X}^t) = \mathbf{p}_t \mathbf{V}_t^C \in \mathbb{R}^{1 \times d}. \quad (6)$$

An illustration of CASTLE in its recurrent form can be found in Figure 4.

We remark that SiLU is applied in (5) because our ablation study shows that  $\mathbf{p}_t = \text{softmax}(\mathbf{s}_t^C - \text{SiLU}(\mathbf{s}_t^U))$  outperforms  $\mathbf{p}_t = \text{softmax}(\mathbf{s}_t^C - \mathbf{s}_t^U)$  in downstream evaluation. We hypothesize that this improvement arises because many past tokens become “noise” as the context grows. The SiLU transformation effectively acts as a gate, regulating the degree to which each past token should be forgotten.



**Figure 4** Illustration of CASTLE in recurrent form when generating the 4th token. The causal and lookahead keys are queried by  $q_t^C$  to generate their respective attention scores, which are combined and then goes through softmax to yield attention weights  $p_t$ . These weights are then multiplied by the value matrix  $V_t^C$  to compute the output  $o_t = \text{attention}(X^t) \in \mathbb{R}^{1 \times d}$

### 2.3 Efficient Parallel Training

In this section, we introduce our efficient parallel training algorithm. As discussed in Section 2.2, a straightforward materializing each  $U^t$  in parallel incurs at least  $O(L^3d)$  computational costs. Such complexity makes training on large-scale datasets infeasible. To address this, we derive an equivalent parallel formulation of CASTLE that eliminates the need to materialize lookahead keys. This formulation then serves as the basis for designing an efficient algorithm.

**CASTLE in Parallel Form.** Let  $\text{attention}(X^t) \in \mathbb{R}^{1 \times d}$  denote the output when generating the  $(t+1)$ -th token as in (6). Then, given the inputs  $X^L \in \mathbb{R}^{L \times d_{\text{model}}}$ , the concatenated outputs are denoted by

$$\text{Attention}(X^L) = \begin{pmatrix} \text{attention}(X^1) \\ \text{attention}(X^2) \\ \vdots \\ \text{attention}(X^L) \end{pmatrix} \in \mathbb{R}^{L \times d_{\text{model}}}. \quad (7)$$

The following theorem provides a parallel formulation of CASTLE that is equivalent to the recurrent form introduced in Section 2.2, but eliminates the need to explicitly materialize lookahead keys.

**Theorem 1.** Consider inputs  $X^L \in \mathbb{R}^{L \times d_{\text{model}}}$ , where  $L$  is the sequence length and  $d_{\text{model}}$  is the hidden dimension. Let  $Q^U = X^L W_Q^U$ ,  $K^U = X^L W_K^U$ ,  $V^U = X^L W_V^U$ ,  $Q^C = X^L W_Q^C$ ,  $K^C = X^L W_K^C$ ,  $V^C = X^L W_V^C$ . Define matrix  $S^U \in \mathbb{R}^{L \times L}$  as

$$S^U = \left( \frac{Q^C V^{U\top}}{\sqrt{d}} \odot \widetilde{M}^C \right) \left( \text{sigmoid} \left( \frac{Q^U K^{U\top}}{\sqrt{d}} + M^U \right) \right)^\top. \quad (8)$$



Then, the outputs  $\text{Attention}(\mathbf{X}^L)$  as in (7) satisfies that

$$\text{Attention}(\mathbf{X}^L) = \text{row\_softmax} \left( \frac{\mathbf{Q}^C \mathbf{K}^{C\top}}{\sqrt{d}} + \mathbf{M}^C - \text{SiLU}(\mathbf{S}^U) \right) \mathbf{V}^C. \quad (9)$$

Here,  $\mathbf{M}^C, \widetilde{\mathbf{M}}^C$  are the causal masks which prevent tokens from attending to their future tokens, i.e.,  $\mathbf{M}_{ij}^C = 0$  if  $i \geq j$  and  $\mathbf{M}_{ij}^C = -\infty$  otherwise;  $\widetilde{\mathbf{M}}_{ij}^C = 1$  if  $i \geq j$  and  $\widetilde{\mathbf{M}}_{ij}^C = 0$  otherwise.  $\mathbf{M}^U$  is the same as in (2), with  $\mathbf{M}_{ij}^U = 0$  if  $i < j$  and  $\mathbf{M}_{ij}^U = -\infty$  otherwise.

The proof of Theorem 1 is deferred to Appendix A.

**Efficient Parallel Training.** Theorem 1 establishes the equivalence between the recurrent and parallel formulations of CASTLE. However, computing  $\text{Attention}(\mathbf{X}^L)$  directly from Theorem 1 still requires  $\Omega(L^3)$  complexity, since (8) involves matrix multiplications between  $L \times L$  matrices.

To reduce this cost, notice that in (8), the term  $(\mathbf{Q}^C \mathbf{V}^{U\top}) \odot \widetilde{\mathbf{M}}^C$  is a masked low-rank matrix because the matrix  $\mathbf{Q}^C \mathbf{V}^{U\top}$  is of rank  $d$  which is typically much smaller than  $L$ . This structure enables a more efficient computation of  $\mathbf{S}^U$ , which we exploit to design a parallel training algorithm.

**Theorem 2.** Given  $\mathbf{X}^L$ 's query, key and value matrices  $\mathbf{Q}^U = \mathbf{X}^L \mathbf{W}_Q^U$ ,  $\mathbf{K}^U = \mathbf{X}^L \mathbf{W}_K^U$ ,  $\mathbf{V}^U = \mathbf{X}^L \mathbf{W}_V^U$ ,  $\mathbf{Q}^C = \mathbf{X}^L \mathbf{W}_Q^C$ ,  $\mathbf{K}^C = \mathbf{X}^L \mathbf{W}_K^C$ ,  $\mathbf{V}^C = \mathbf{X}^L \mathbf{W}_V^C$ , Algorithm 1 (forward pass) and Algorithm 3 (backward pass) enables efficient parallel training and can compute  $\text{Attention}(\mathbf{X}^L)$  and the gradients with computational complexity  $O(L^2d)$  and space complexity  $O(Ld)$ .

The proof of Theorem 2 is given in Appendix C.

## 2.4 Efficient Inference with UQ-KV Cache

In this section, we introduce the inference algorithm. We first introduce the decoding algorithm. The decoding algorithm consists of the following 2 steps: updating step and combining step. Fix  $t \in \{1, 2, \dots, L\}$ , and consider generating the  $(t+1)$ -th token.

**Updating step.** We generate lookahead keys  $\mathbf{U}^t$  in the updating step. First, we compute  $\mathbf{q}_t^U = \mathbf{x}_t \mathbf{W}_Q^U$ ,  $\mathbf{k}_t^U = \mathbf{x}_t \mathbf{W}_K^U$  and  $\mathbf{v}_t^U = \mathbf{x}_t \mathbf{W}_V^U$ . Next, Rather than computing  $\mathbf{U}^t$  directly from (2), which requires  $O(t^2d)$  computation, we update  $\mathbf{U}^t$  recursively

$$\mathbf{U}^t = \left( \mathbf{U}^{t-1} + \text{sigmoid} \left( \frac{\mathbf{Q}_{t-1}^U \mathbf{k}_t^{U\top}}{\sqrt{d}} \right) \mathbf{v}_t^U \right)_{\mathbf{0}^{1 \times d}}. \quad (10)$$

The proof of (10) is given in Appendix D. Next, we discuss the caching strategy and FLOPs of the updating step.

- **Caching in updating step.** First, it is obvious that we need to cache  $\mathbf{U}^t$  so that we can implement the recursive formula (10). Second, we need to cache  $\mathbf{Q}_t^U$  because  $\mathbf{q}_s^U$  is used in any update from  $\mathbf{U}^{t-1}$  to  $\mathbf{U}^t$  with  $s \leq t-1$ . As  $\mathbf{k}_t^U$  and  $\mathbf{v}_t^U$  are only used in the update from  $\mathbf{U}^{t-1}$  to  $\mathbf{U}^t$  and never used again in update from  $\mathbf{U}^{j-1}$  to  $\mathbf{U}^j$  with  $j \neq t$ , we do not need to cache any other variables except  $\mathbf{U}^t$  and  $\mathbf{Q}_t^U$  for the updating step.
- **FLOPs in updating step.** With cached  $\mathbf{U}^{t-1}$  and  $\mathbf{Q}_{t-1}^U$ , the updating formula (10) needs only  $O(td)$  FLOPs. And computing  $\mathbf{q}_t^U$ ,  $\mathbf{k}_t^U$  and  $\mathbf{v}_t^U$  needs  $O(dd_{\text{model}})$  FLOPs, yielding total FLOPs of  $O(dd_{\text{model}} + td)$ .

**Combining step.** In the combining step, we compute  $\mathbf{q}_t^C = \mathbf{x}_t \mathbf{W}_Q^C$ ,  $\mathbf{k}_t^C = \mathbf{x}_t \mathbf{W}_K^C$  and  $\mathbf{v}_t^C = \mathbf{x}_t \mathbf{W}_V^C$ . Next, the attention outputs are then obtained by applying (3), (4), (5) and (6) with  $O(td)$  FLOPs. At this stage, since we already cached  $\mathbf{U}^t$  in the updating step, only  $\mathbf{K}_t^C$  and  $\mathbf{V}_t^C$  need to be stored.

**UQ-KV cache.** From the above analysis, the counterpart of the KV cache in CASTLE consists of  $U_t^U$ ,  $Q_t^U$ ,  $K_t^C$ , and  $V_t^C$ , which we collectively refer to as the UQ-KV cache. All other variables, including  $q_t^C$ ,  $k_t^U$ , and  $v_t^U$ , can be safely disposed of after use.

For the prefilling stage, let the prompt length be  $L$  and inputs  $X^L \in \mathbb{R}^{L \times d_{\text{model}}}$ . We first compute  $Q_L^U = X^L W_Q^U$ ,  $K_L^U = X^L W_K^U$ ,  $V_L^U = X^L W_V^U$ ,  $Q_L^C = X^L W_Q^C$ ,  $K_L^C = X^L W_K^C$ ,  $V_L^C = X^L W_V^C$ . Then, we apply the forward pass of the efficient parallel training algorithm (Algorithm 1) to get  $\text{Attention}(X^L)$ . For the UQ-KV cache, since we already have  $Q_L^U$ ,  $K_L^C$  and  $V_L^C$ , we only need to obtain  $U^L$ . This can be done similarly to FlashAttention-2 [5] due to the similarity between (2) and standard causal attention. The complete prefilling procedure is given in Algorithm 4.

The analysis above leads to the following theorem.

**Theorem 3.** *Given inputs  $X^L \in \mathbb{R}^{L \times d_{\text{model}}}$ , prefilling has computational complexity  $O(Ldd_{\text{model}} + L^2d)$  and space complexity  $O(Ld)$ . During the decoding stage, when generating the  $t$ -th token, the computational complexity is  $O(td + dd_{\text{model}})$  and the UQ-KV cache requires  $O(td)$  memory.*

## 2.5 Multi-Head Causal Attention with Lookahead Keys

As in standard causal attention, we also utilize multi-head mechanism. Let  $n$  denote the number of heads. In each head  $i$ , when generating the  $t$ -th token, denote the output as in (6) by  $\text{attention}_i(X^t) \in \mathbb{R}^{1 \times d}$ . Then, the output of multi-head causal attention with lookahead keys (multi-head CASTLE) is calculated as

$$\text{multi-head-attention}(X^t) = \text{Concat}(\text{attention}_1(X^t), \dots, \text{attention}_n(X^t)) W^O \in \mathbb{R}^{1 \times d}, \quad (11)$$

where  $W^O \in \mathbb{R}^{nd \times d_{\text{model}}}$  is a learnable matrix. The formula for forward pass in parallel training and more details of multi-head CASTLE are in Appendix B.

## 3 Experiments

### 3.1 Experimental Setup

Our baseline follows the improved Transformer architecture with SwiGLU [20], Rotary Positional Embeddings [22], and RMSNorm [29] following LLaMA [24]. We train models on four scales from scratch: small (0.16B), medium (0.35B), large (0.75B) and XL (1.3B). The medium, large and XL baseline models mirror the configuration of GPT-3 [3]. For the small setting, we increase the number of heads and the hidden dimension relative to the original GPT-3 configuration to better align parameter counts between standard causal attention and CASTLE. To isolate the effect of the attention mechanism, we replace standard causal attention with dynamic attention with evolving keys while keeping all other components unchanged for a fair comparison. We use the AdamW optimizer [14] and follow the training recipe of [6]. All models are trained on FineWeb-Edu dataset [15] for 50B tokens. Further details of experimental setup can be found in Appendix E.

### 3.2 Training & Validation Loss

We report training and validation loss and perplexity in Table 1. Training loss and validation loss curves are shown in Figure 5, Figure 7, Figure 8 and Figure 9. CASTLE consistently outperforms the baseline models in both training and validation loss across all model scales.

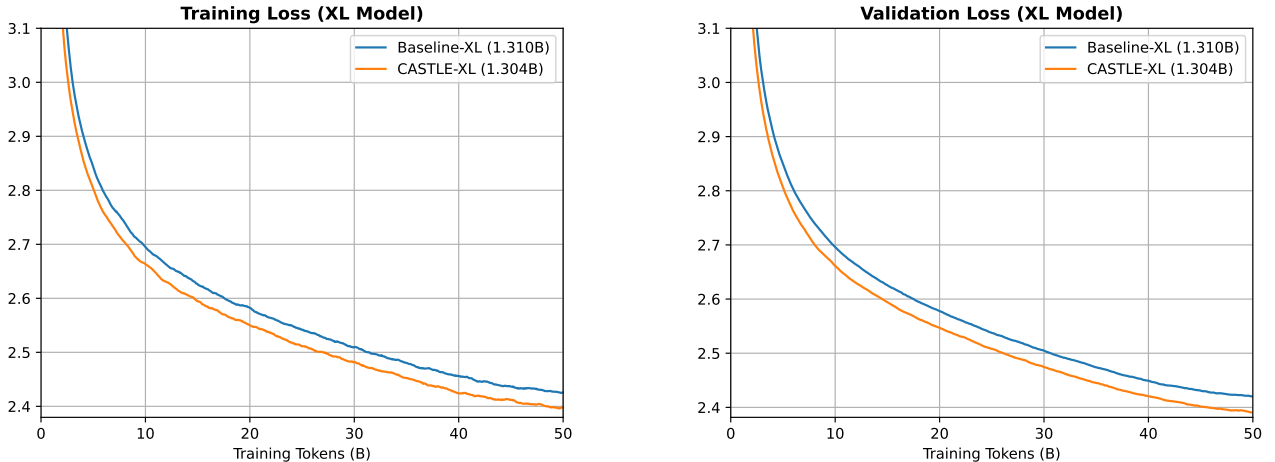
Specifically, after training 50B tokens, CASTLE outperforms baselines across all model scales and achieves validation losses that are 0.0059, 0.0245, 0.0356, and 0.0348 lower than the baseline for the small, medium, large, and XL models, respectively. The performance gains are particularly significant in the medium, large, and XL models.

We hypothesize that this improvement stems from lookahead keys in CASTLE. By incorporating lookahead keys, CASTLE facilitates better global context capture. However, smaller models may struggle to fully leverage this mechanism due to limited capacity to model complex global relationships. As a result, the improvement margin for the small model is less significant compared to larger models.

Furthermore, as shown in Table 4, CASTLE has the same or fewer parameters than their baseline counterparts. This further underscores CASTLE’s effectiveness in improving model performance.

**Table 1** Training and validation loss and perplexity for models with standard causal attention and CASTLE. We use “S”, “M”, “L”, “XL” to denote model scales. Each model is trained on FineWeb-Edu for 50B tokens. Significant improvements in loss or perplexity are in bold.

	Train		Eval	
	Loss	PPL	Loss	PPL
Baseline-S	2.795	16.364	2.798	16.411
CASTLE-S	2.789	16.259	2.792	16.315
Baseline-M	2.641	14.030	2.639	14.004
CASTLE-M	<b>2.616</b>	<b>13.684</b>	<b>2.615</b>	<b>13.665</b>
Baseline-L	2.513	12.346	2.507	12.269
CASTLE-L	<b>2.476</b>	<b>11.897</b>	<b>2.472</b>	<b>11.840</b>
Baseline-XL	2.430	11.360	2.426	11.309
CASTLE-XL	<b>2.401</b>	<b>11.031</b>	<b>2.391</b>	<b>10.922</b>



**Figure 5** Training and validation loss curves of XL models. Training loss curve is smoothened with a moving window of 2000 training steps. Validation loss is evaluated every 100 training steps on 40M tokens, and its curve is smoothened by a moving window of 20 evaluation intervals. Loss curves for the small, medium and large models can be found in Figure 7, Figure 8 and Figure 9 of Appendix E.3. After 50B training tokens, CASTLE-XL achieves a **0.0294** lower training loss and a **0.0348** lower validation loss compared to Baseline-XL.

### 3.3 Downstream Evaluation

We evaluate CASTLE on a diverse set of downstream benchmarks, including ARC [27], BoolQ [4], HellaSwag [28], MMLU [10], OBQA [16], PIQA [2], Winograde [19] using lm-evaluation-harness [9]. Table 1 reports normalized accuracy for ARC-Challenge, HellaSwag, OBQA, and PIQA, and standard accuracy for the other benchmarks. Results are reported in Table 2 (0-shot) and Table 3 (5-shot). Across all model scales and evaluation settings, CASTLE consistently outperforms the baseline in average downstream accuracy. In the 0-shot setting, CASTLE demonstrates robust improvements on ARC-E, BoolQ, HellaSwag, and OBQA across all scales, highlighting enhanced reasoning and commonsense capabilities. In the 5-shot setting, CASTLE further strengthens performance, with consistent gains on ARC-C across all scales, underscoring its strong few-shot generalization on reasoning and knowledge integration abilities. These findings accompany lower loss and perplexity in Section 3.2 demonstrate that CASTLE not only lowers perplexity but also translates these gains into stronger performance on diverse downstream tasks.

**Table 2** Evaluation results (0-shot) for downstream tasks of different model scales. Each model is pretrained on FineWeb-Edu for 50B tokens. All values denote accuracy in percentage (%). The higher accuracy values are shown in bold. Hella.=HellaSwag, Wino.=Winograde.

Model Name	ARC-C	ARC-E	BoolQ	Hella.	MMLU	OBQA	PIQA	Wino.	Avg.
Baseline-S	<b>26.71</b>	54.76	52.51	35.78	22.89	30.40	63.98	<b>52.57</b>	42.45
CASTLE-S	26.19	<b>56.69</b>	<b>59.85</b>	<b>36.28</b>	<b>23.00</b>	<b>31.60</b>	<b>64.25</b>	52.25	<b>43.76</b>
Baseline-M	28.58	60.90	53.61	43.01	23.21	33.40	<b>67.95</b>	50.91	45.20
CASTLE-M	<b>30.20</b>	<b>61.36</b>	<b>58.01</b>	<b>43.24</b>	<b>25.34</b>	<b>34.60</b>	<b>67.95</b>	<b>52.64</b>	<b>46.67</b>
Baseline-L	<b>32.59</b>	65.07	57.49	47.45	23.57	32.60	70.51	50.75	47.50
CASTLE-L	32.34	<b>65.15</b>	<b>57.65</b>	<b>47.87</b>	<b>24.51</b>	<b>35.60</b>	<b>70.78</b>	<b>53.51</b>	<b>48.43</b>
Baseline-XL	33.79	66.62	61.04	51.40	<b>26.72</b>	36.20	<b>72.58</b>	54.06	50.30
CASTLE-XL	<b>35.32</b>	<b>67.51</b>	<b>62.81</b>	<b>52.15</b>	23.74	<b>37.00</b>	70.67	<b>56.59</b>	<b>50.72</b>

**Table 3** Evaluation results (5-shot) for downstream tasks of different model scales. The higher accuracy values are shown in bold. All values denote accuracy in percentage (%). Each model is pretrained on FineWeb-Edu for 50B tokens. Hella.=HellaSwag, Wino.=Winograde.

Model Name	ARC-C	ARC-E	BoolQ	Hella.	MMLU	OBQA	PIQA	Wino.	Avg.
Baseline-S	25.68	<b>54.97</b>	56.09	33.81	<b>25.54</b>	28.20	63.98	<b>52.57</b>	42.60
CASTLE-S	<b>26.02</b>	54.25	<b>57.13</b>	<b>35.24</b>	25.22	<b>29.80</b>	<b>64.53</b>	50.99	<b>42.90</b>
Baseline-M	31.06	62.46	48.47	42.83	<b>25.22</b>	33.00	68.39	51.78	45.40
CASTLE-M	<b>32.17</b>	<b>64.06</b>	<b>54.62</b>	<b>43.47</b>	<b>25.22</b>	<b>33.80</b>	<b>69.48</b>	<b>52.49</b>	<b>46.91</b>
Baseline-L	33.36	63.64	<b>59.24</b>	46.16	<b>26.82</b>	33.40	69.53	<b>54.06</b>	48.28
CASTLE-L	<b>37.37</b>	<b>67.89</b>	50.95	<b>47.71</b>	26.11	<b>34.20</b>	<b>70.18</b>	<b>54.06</b>	<b>48.56</b>
Baseline-XL	35.58	65.78	61.07	50.84	<b>26.71</b>	36.20	<b>71.27</b>	52.72	50.02
CASTLE-XL	<b>39.08</b>	<b>70.24</b>	<b>62.60</b>	<b>51.63</b>	24.16	<b>37.40</b>	71.00	<b>58.33</b>	<b>51.80</b>

## 4 Conclusion

We introduced CAuSal aTtention with Lookahead kEys (CASTLE), a novel attention mechanism that continually updates keys as the context evolves. This design allows each key representation to incorporate more recent information at every prediction step while strictly preserving the autoregressive property. Although CASTLE is defined recurrently, we derived a mathematical equivalence that eliminates the need to explicitly materialize lookahead keys at each position, enabling efficient parallel training. Experimental results on language modeling demonstrate that CASTLE consistently outperforms standard causal attention, achieving lower perplexity and stronger downstream performance.

## References

- [1] Samuel Joseph Amouyal, Aya Meltzer-Asscher, and Jonathan Berant. When the lm misunderstood the human chuckled: Analyzing garden path effects in humans and language models. [arXiv preprint arXiv:2502.09307](#), 2025.
- [2] Yonatan Bisk, Rowan Zellers, Jianfeng Gao, Yejin Choi, et al. Piqa: Reasoning about physical commonsense in natural language. In [Proceedings of the AAAI conference on artificial intelligence](#), volume 34, pages 7432–7439, 2020.
- [3] Tom Brown, Benjamin Mann, Nick Ryder, Melanie Subbiah, Jared D Kaplan, Prafulla Dhariwal, Arvind Neelakantan, Pranav Shyam, Girish Sastry, Amanda Askell, et al. Language models are few-shot learners. [Advances in neural information processing systems](#), 33:1877–1901, 2020.
- [4] Christopher Clark, Kenton Lee, Ming-Wei Chang, Tom Kwiatkowski, Michael Collins, and Kristina Toutanova. Boolq: Exploring the surprising difficulty of natural yes/no questions. [arXiv preprint arXiv:1905.10044](#), 2019.

- [5] Tri Dao. Flashattention-2: Faster attention with better parallelism and work partitioning. In The Twelfth International Conference on Learning Representations.
- [6] Tri Dao and Albert Gu. Transformers are ssms: Generalized models and efficient algorithms through structured state space duality. In International Conference on Machine Learning, pages 10041–10071. PMLR, 2024.
- [7] Tri Dao, Dan Fu, Stefano Ermon, Atri Rudra, and Christopher Ré. Flashattention: Fast and memory-efficient exact attention with io-awareness. Advances in neural information processing systems, 35:16344–16359, 2022.
- [8] Zhengxiao Du, Yujie Qian, Xiao Liu, Ming Ding, Jiezhong Qiu, Zhilin Yang, and Jie Tang. Glm: General language model pretraining with autoregressive blank infilling. In Proceedings of the 60th Annual Meeting of the Association for Computational Linguistics (Volume 1: Long Papers), pages 320–335, 2022.
- [9] Leo Gao, Jonathan Tow, Baber Abbasi, Stella Biderman, Sid Black, Anthony DiPofi, Charles Foster, Laurence Golding, Jeffrey Hsu, Alain Le Noac’h, Haonan Li, Kyle McDonell, Niklas Muennighoff, Chris Ociepa, Jason Phang, Laria Reynolds, Hailey Schoelkopf, Aviya Skowron, Lintang Sutawika, Eric Tang, Anish Thite, Ben Wang, Kevin Wang, and Andy Zou. The language model evaluation harness, 07 2024. URL <https://zenodo.org/records/12608602>.
- [10] Dan Hendrycks, Collin Burns, Steven Basart, Andy Zou, Mantas Mazeika, Dawn Song, and Jacob Steinhardt. Measuring massive multitask language understanding. arXiv preprint arXiv:2009.03300, 2020.
- [11] Jared Kaplan, Sam McCandlish, Tom Henighan, Tom B Brown, Benjamin Chess, Rewon Child, Scott Gray, Alec Radford, Jeffrey Wu, and Dario Amodei. Scaling laws for neural language models. arXiv preprint arXiv:2001.08361, 2020.
- [12] Yaniv Leviathan, Matan Kalman, and Yossi Matias. Selective attention improves transformer. arXiv preprint arXiv:2410.02703, 2024.
- [13] Xianming Li and Jing Li. Bellm: Backward dependency enhanced large language model for sentence embeddings. arXiv preprint arXiv:2311.05296, 2023.
- [14] Ilya Loshchilov and Frank Hutter. Decoupled weight decay regularization. In International Conference on Learning Representations.
- [15] Anton Lozhkov, Loubna Ben Allal, Leandro von Werra, and Thomas Wolf. Fineweb-edu: the finest collection of educational content, 2024. URL <https://huggingface.co/datasets/HuggingFaceFW/fineweb-edu>.
- [16] Todor Mihaylov, Peter Clark, Tushar Khot, and Ashish Sabharwal. Can a suit of armor conduct electricity? a new dataset for open book question answering. arXiv preprint arXiv:1809.02789, 2018.
- [17] Bradley Louis Pritchett. Garden path phenomena and the grammatical basis of language processing. Harvard University, 1987.
- [18] Alec Radford, Jeffrey Wu, Rewon Child, David Luan, Dario Amodei, Ilya Sutskever, et al. Language models are unsupervised multitask learners. OpenAI blog, 1(8):9, 2019.
- [19] Keisuke Sakaguchi, Ronan Le Bras, Chandra Bhagavatula, and Yejin Choi. Winogrande: An adversarial winograd schema challenge at scale. In Proceedings of the AAAI Conference on Artificial Intelligence, volume 34, pages 8732–8740, 2020.
- [20] Noam Shazeer. Glu variants improve transformer. arXiv preprint arXiv:2002.05202, 2020.
- [21] Jacob Mitchell Springer, Suhas Kotha, Daniel Fried, Graham Neubig, and Aditi Raghunathan. Repetition improves language model embeddings. In The Thirteenth International Conference on Learning Representations.
- [22] Jianlin Su, Murtadha Ahmed, Yu Lu, Shengfeng Pan, Wen Bo, and Yunfeng Liu. Roformer: Enhanced transformer with rotary position embedding. Neurocomputing, 568:127063, 2024.
- [23] Philippe Tillet, Hsiang-Tsung Kung, and David Cox. Triton: an intermediate language and compiler for tiled neural network computations. In Proceedings of the 3rd ACM SIGPLAN International Workshop on Machine Learning and Programming Languages, pages 10–19, 2019.
- [24] Hugo Touvron, Thibaut Lavril, Gautier Izacard, Xavier Martinet, Marie-Anne Lachaux, Timothée Lacroix, Baptiste Rozière, Naman Goyal, Eric Hambro, Faisal Azhar, et al. Llama: Open and efficient foundation language models. arXiv preprint arXiv:2302.13971, 2023.

- [25] Ashish Vaswani, Noam Shazeer, Niki Parmar, Jakob Uszkoreit, Llion Jones, Aidan N Gomez, Łukasz Kaiser, and Illia Polosukhin. Attention is all you need. Advances in neural information processing systems, 30, 2017.
- [26] Xiaohan Xu, Chongyang Tao, Tao Shen, Can Xu, Hongbo Xu, Guodong Long, Jian-Guang Lou, and Shuai Ma. Re-reading improves reasoning in large language models. In Proceedings of the 2024 Conference on Empirical Methods in Natural Language Processing, pages 15549–15575, 2024.
- [27] Vikas Yadav, Steven Bethard, and Mihai Surdeanu. Quick and (not so) dirty: Unsupervised selection of justification sentences for multi-hop question answering. arXiv preprint arXiv:1911.07176, 2019.
- [28] Rowan Zellers, Ari Holtzman, Yonatan Bisk, Ali Farhadi, and Yejin Choi. Hellaswag: Can a machine really finish your sentence? arXiv preprint arXiv:1905.07830, 2019.
- [29] Biao Zhang and Rico Sennrich. Root mean square layer normalization. Advances in neural information processing systems, 32, 2019.
- [30] Siyue Zhang, Yilun Zhao, Liyuan Geng, Arman Cohan, Anh Tuan Luu, and Chen Zhao. Diffusion vs. autoregressive language models: A text embedding perspective. arXiv preprint arXiv:2505.15045, 2025.

# Appendix

## A Proof of Theorem 1

First, recall the notations in Section 2.3. More specifically, consider inputs  $\mathbf{X}^L = \begin{pmatrix} \mathbf{x}_1 \\ \mathbf{x}_2 \\ \vdots \\ \mathbf{x}_L \end{pmatrix} \in \mathbb{R}^{L \times d_{\text{model}}}$ , where  $\mathbf{x}_t$  is the representation of the  $t$ -th input token,  $L$  is the sequence length and  $d_{\text{model}}$  is the hidden dimension. For each  $1 \leq t \leq L$ , denote

$$\begin{aligned} \mathbf{q}_t^U &= \mathbf{x}_t \mathbf{W}_Q^U, & \mathbf{k}_t^U &= \mathbf{x}_t \mathbf{W}_K^U, & \mathbf{v}_t^U &= \mathbf{x}_t \mathbf{W}_V^U, \\ \mathbf{q}_t^C &= \mathbf{x}_t \mathbf{W}_Q^C, & \mathbf{k}_t^C &= \mathbf{x}_t \mathbf{W}_K^C, & \mathbf{v}_t^C &= \mathbf{x}_t \mathbf{W}_V^C. \end{aligned}$$

$$\begin{aligned} \mathbf{Q}_t^U &= \begin{pmatrix} \mathbf{q}_1^U \\ \mathbf{q}_2^U \\ \vdots \\ \mathbf{q}_t^U \end{pmatrix} = \mathbf{X}^t \mathbf{W}_Q^U, & \mathbf{K}_t^U &= \begin{pmatrix} \mathbf{k}_1^U \\ \mathbf{k}_2^U \\ \vdots \\ \mathbf{k}_t^U \end{pmatrix} = \mathbf{X}^t \mathbf{W}_K^U, & \mathbf{V}_t^U &= \begin{pmatrix} \mathbf{v}_1^U \\ \mathbf{v}_2^U \\ \vdots \\ \mathbf{v}_t^U \end{pmatrix} = \mathbf{X}^t \mathbf{W}_V^U, \\ \mathbf{Q}_t^C &= \begin{pmatrix} \mathbf{q}_1^C \\ \mathbf{q}_2^C \\ \vdots \\ \mathbf{q}_t^C \end{pmatrix} = \mathbf{X}^t \mathbf{W}_Q^C, & \mathbf{K}_t^C &= \begin{pmatrix} \mathbf{k}_1^C \\ \mathbf{k}_2^C \\ \vdots \\ \mathbf{k}_t^C \end{pmatrix} = \mathbf{X}^t \mathbf{W}_K^C, & \mathbf{V}_t^C &= \begin{pmatrix} \mathbf{v}_1^C \\ \mathbf{v}_2^C \\ \vdots \\ \mathbf{v}_t^C \end{pmatrix} = \mathbf{X}^t \mathbf{W}_V^C. \end{aligned}$$

And  $\mathbf{M}_t^C$ ,  $\widetilde{\mathbf{M}}_t^C$  and  $\mathbf{M}_t^U$  are  $t$ -by- $t$  mask matrices.  $\mathbf{M}_t^C$  is the  $t$ -by- $t$  causal mask which prevents tokens from attending to their future tokens, i.e.,  $[\mathbf{M}_t^C]_{ij} = 0$  if  $i \geq j$  and  $[\mathbf{M}_t^C]_{ij} = -\infty$  otherwise;  $[\widetilde{\mathbf{M}}_t^C]_{ij} = 1$  if  $i \geq j$  and  $[\widetilde{\mathbf{M}}_t^C]_{ij} = 0$  otherwise;  $[\mathbf{M}_t^U]_{ij} = 0$  if  $i < j$  and  $[\mathbf{M}_t^U]_{ij} = -\infty$  otherwise.

For the projection matrices of the entire sequence  $\mathbf{X}^L$ , we drop  $L$  as in Theorem 1 for simplicity, i.e.,

$$\begin{aligned} \mathbf{Q}^U &= \mathbf{Q}_L^U = \mathbf{X}^L \mathbf{W}_Q^U, & \mathbf{K}^U &= \mathbf{K}_L^U = \mathbf{X}^L \mathbf{W}_K^U, & \mathbf{V}^U &= \mathbf{V}_L^U = \mathbf{X}^L \mathbf{W}_V^U, \\ \mathbf{Q}^C &= \mathbf{Q}_L^C = \mathbf{X}^L \mathbf{W}_Q^C, & \mathbf{K}^C &= \mathbf{K}_L^C = \mathbf{X}^L \mathbf{W}_K^C, & \mathbf{V}^C &= \mathbf{V}_L^C = \mathbf{X}^L \mathbf{W}_V^C. \end{aligned}$$

And  $\mathbf{M}^U = \mathbf{M}_L^U$ ,  $\mathbf{M}^C = \mathbf{M}_L^C$ . Then,  $\mathbf{M}_t^U$  is a  $t$ -by- $t$  submatrix of  $\mathbf{M}^U = \mathbf{M}_L^U$ . Similarly,  $\mathbf{M}_t^C$  is also a submatrix of  $\mathbf{M}^C$ .

Consider when we are generating the  $(t+1)$ -th token. As in (2)

$$\mathbf{U}^t = \begin{pmatrix} \mathbf{u}_1^t \\ \mathbf{u}_2^t \\ \vdots \\ \mathbf{u}_t^t \end{pmatrix} = \text{sigmoid}\left(\frac{\mathbf{Q}_t^U \mathbf{K}_t^{U\top}}{\sqrt{d}} + \mathbf{M}_t^U\right) \mathbf{V}_t^U \in \mathbb{R}^{t \times d}$$

Then, the lookahead-key attention scores as in (4) are

$$\mathbf{s}_t^U = \frac{\mathbf{q}_t^C \mathbf{U}^{t\top}}{\sqrt{d}} = \frac{\mathbf{q}_t^C \mathbf{V}_t^{U\top} \left( \text{sigmoid}\left(\frac{\mathbf{Q}_t^U \mathbf{K}_t^{U\top}}{\sqrt{d}} + \mathbf{M}_t^U\right) \right)^\top}{\sqrt{d}}. \quad (12)$$

We will need the following lemma to proceed.

**Lemma 1.** For any vector  $\mathbf{a} \in \mathbb{R}^{1 \times t}$ , let  $\tilde{\mathbf{a}} = (\mathbf{a}, \mathbf{0}^{1 \times (L-t)}) \in \mathbb{R}^{1 \times L}$ , where  $\mathbf{0}^{1 \times (L-t)}$  is the all-zeros vector of size  $(1, L-t)$ . Then,

$$\left( \mathbf{a} \left( \text{sigmoid} \left( \frac{\mathbf{Q}_t^U \mathbf{K}_t^{U\top}}{\sqrt{d}} + \mathbf{M}_t^U \right) \right)^\top, \mathbf{0}^{1 \times (L-t)} \right) = \tilde{\mathbf{a}} \left( \text{sigmoid} \left( \frac{\mathbf{Q}^U \mathbf{K}^{U\top}}{\sqrt{d}} + \mathbf{M}^U \right) \right)^\top.$$

*Proof of Lemma 1.* The proof is straightforward by the fact that

1. The upper triangular entries of the transposed matrix  $\left( \text{sigmoid} \left( \frac{\mathbf{Q}^U \mathbf{K}^{U\top}}{\sqrt{d}} + \mathbf{M}^U \right) \right)^\top$  are all 0 by the definition of  $\mathbf{M}^U$ .
2. The matrix  $\text{sigmoid} \left( \frac{\mathbf{Q}_t^U \mathbf{K}_t^{U\top}}{\sqrt{d}} + \mathbf{M}_t^U \right)$  equals an upper-left block of the matrix  $\text{sigmoid} \left( \frac{\mathbf{Q}^U \mathbf{K}^{U\top}}{\sqrt{d}} + \mathbf{M}^U \right)$ , i.e.,

$$\text{sigmoid} \left( \frac{\mathbf{Q}_t^U \mathbf{K}_t^{U\top}}{\sqrt{d}} + \mathbf{M}_t^U \right) = \left[ \text{sigmoid} \left( \frac{\mathbf{Q}^U \mathbf{K}^{U\top}}{\sqrt{d}} + \mathbf{M}^U \right) \right]_{1:t, 1:t},$$

where for any matrix  $\mathbf{A}$ ,  $\mathbf{A}_{1:t, 1:t}$  refers to its top-left  $t$ -by- $t$  submatrix.

□

Define the vector  $\mathbf{a}_t \in \mathbb{R}^{1 \times L}$  as  $[\mathbf{a}_t]_i = (\mathbf{q}_t^C \mathbf{V}_t^U)_i$  if  $1 \leq i \leq t$  and  $[\mathbf{a}_t]_i = 0$  otherwise.

Denote  $\tilde{\mathbf{s}}_t^U = (\mathbf{s}_t^U, \mathbf{0}^{1 \times (L-t)})$ . Then, by combining (12) with Lemma 1, we have

$$\begin{aligned} \tilde{\mathbf{s}}_t^U &= (\mathbf{s}_t^U, \mathbf{0}^{1 \times (L-t)}) = \left( \frac{\mathbf{q}_t^C \mathbf{V}_t^{U\top} \left( \text{sigmoid} \left( \frac{\mathbf{Q}_t^U \mathbf{K}_t^{U\top}}{\sqrt{d}} + \mathbf{M}_t^U \right) \right)^\top}{\sqrt{d}}, \mathbf{0}^{1 \times (L-t)} \right) \\ &= \frac{\mathbf{a}_t \left( \text{sigmoid} \left( \frac{\mathbf{Q}^U \mathbf{K}^{U\top}}{\sqrt{d}} + \mathbf{M}^U \right) \right)^\top}{\sqrt{d}}. \end{aligned}$$

Since  $\mathbf{V}_t^U$  equals the submatrix which consists of first  $t$  rows of  $\mathbf{V}^U$ , we have  $[\mathbf{a}_t]_i = (\mathbf{q}_t^C \mathbf{V}^{U\top})_i$  for  $1 \leq i \leq t$ . Then, by stacking  $(\mathbf{a}_j)$  together, we have

$$\begin{pmatrix} \mathbf{a}_1 \\ \mathbf{a}_2 \\ \vdots \\ \mathbf{a}_L \end{pmatrix} = (\mathbf{Q}^C \mathbf{V}^{U\top}) \odot \tilde{\mathbf{M}}^C,$$

where  $\tilde{\mathbf{M}}^C$  is defined in Theorem 1 with  $\tilde{\mathbf{M}}_{ij}^C = 1$  if  $i \geq j$  and  $\tilde{\mathbf{M}}_{ij}^C = 0$  otherwise.



We concatenate  $(\tilde{\mathbf{s}}_t^U)_{1 \leq t \leq L}$  in an  $L$ -by- $L$  matrix. Then,

$$\begin{aligned} \begin{pmatrix} \tilde{\mathbf{s}}_1^U \\ \tilde{\mathbf{s}}_2^U \\ \vdots \\ \tilde{\mathbf{s}}_L^U \end{pmatrix} &= \frac{1}{\sqrt{d}} \begin{pmatrix} \mathbf{a}_1 \\ \mathbf{a}_2 \\ \vdots \\ \mathbf{a}_L \end{pmatrix} \left( \text{sigmoid} \left( \frac{\mathbf{Q}^U \mathbf{K}^{U\top}}{\sqrt{d}} + \mathbf{M}^U \right) \right)^\top \\ &= \left( \frac{\mathbf{Q}^C \mathbf{V}^{U\top}}{\sqrt{d}} \odot \tilde{\mathbf{M}}^C \right) \left( \text{sigmoid} \left( \frac{\mathbf{Q}^U \mathbf{K}^{U\top}}{\sqrt{d}} + \mathbf{M}^U \right) \right)^\top \\ &= \mathbf{S}^U, \end{aligned} \tag{13}$$

where  $\mathbf{S}^U$  is given in (8).

The causal-key attention scores  $\mathbf{s}_t^C$  in (3) is

$$\mathbf{s}_t^C = \frac{\mathbf{q}_t^C \mathbf{K}_t^{C\top}}{\sqrt{d}}.$$

We also denote  $\tilde{\mathbf{s}}_t^C = (\mathbf{s}_t^C, (-\infty)^{1 \times (L-t)})$ , where  $(-\infty)^{1 \times (L-t)}$  is a  $(L-t)$ -dimensional vector with all entries equaling  $-\infty$ . Then, by concatenating  $(\tilde{\mathbf{s}}_t^C)_{1 \leq t \leq L}$  into  $\mathbf{S}^C \in \mathbb{R}^{L \times L}$ , we have

$$\mathbf{S}^C = \begin{pmatrix} \tilde{\mathbf{s}}_1^C \\ \tilde{\mathbf{s}}_2^C \\ \vdots \\ \tilde{\mathbf{s}}_L^C \end{pmatrix} = \frac{\mathbf{Q}^C \mathbf{K}^{C\top}}{\sqrt{d}} + \mathbf{M}^C. \tag{14}$$

Then, the outputs  $\text{Attention}(\mathbf{X}^L)$  satisfies

$$\begin{aligned} \text{Attention}(\mathbf{X}^L) &= \begin{pmatrix} \text{attention}(\mathbf{X}^1) \\ \text{attention}(\mathbf{X}^2) \\ \vdots \\ \text{attention}(\mathbf{X}^L) \end{pmatrix} = \begin{pmatrix} \text{softmax}(\mathbf{s}_1^C - \text{SiLU}(\mathbf{s}_1^U)) \mathbf{V}_1^C \\ \text{softmax}(\mathbf{s}_2^C - \text{SiLU}(\mathbf{s}_2^U)) \mathbf{V}_2^C \\ \vdots \\ \text{softmax}(\mathbf{s}_L^C - \text{SiLU}(\mathbf{s}_L^U)) \mathbf{V}_L^C \end{pmatrix} \\ &= \begin{pmatrix} \text{softmax}(\tilde{\mathbf{s}}_1^C - \text{SiLU}(\tilde{\mathbf{s}}_1^U)) \\ \text{softmax}(\tilde{\mathbf{s}}_2^C - \text{SiLU}(\tilde{\mathbf{s}}_2^U)) \\ \vdots \\ \text{softmax}(\tilde{\mathbf{s}}_L^C - \text{SiLU}(\tilde{\mathbf{s}}_L^U)) \end{pmatrix} \mathbf{V}^C \\ &= \text{row\_softmax}(\mathbf{S}^C - \text{SiLU}(\mathbf{S}^U)) \mathbf{V}^C \\ &= \text{row\_softmax} \left( \frac{\mathbf{Q}^C \mathbf{K}^{C\top}}{\sqrt{d}} + \mathbf{M}^C - \text{SiLU} \left( \frac{\mathbf{S}^U}{\sqrt{d}} \right) \right) \mathbf{V}^C, \end{aligned}$$

where the last inequality above is from (13) and (14).

This completes the proof of Theorem 1.

## B Further Details on Multi-Head CASTLE

**Forward pass for multi-head CASTLE.** Denote  $n = n_{\text{head}}$ . Given contextualized representations  $\mathbf{X}^L$ , for each head, we can get  $\text{Attention}_i(\mathbf{X}^L)$  as in (9). Then, the outputs of multi-head CASTLE can be obtained by

$$\text{Multi-head-Attention}(\mathbf{X}^L) = \text{Concat} \left( \text{Attention}_1(\mathbf{X}^L), \dots, \text{Attention}_n(\mathbf{X}^L) \right) \mathbf{W}^O \in \mathbb{R}^{L \times d}.$$

**Parameter count of multi-head CASTLE.** In each head, the learnable parameters are  $\mathbf{W}_Q^U, \mathbf{W}_K^U, \mathbf{W}_V^U, \mathbf{W}_Q^C, \mathbf{W}_K^C, \mathbf{W}_V^C \in \mathbb{R}^{d_{\text{model}} \times d}$ . These parameters sum up to  $6n_{\text{head}}dd_{\text{model}}$ .

The matrix  $\mathbf{W}^O$  has  $n_{\text{head}}dd_{\text{model}}$  parameters. Thus, the multi-head CASTLE has  $7n_{\text{head}}dd_{\text{model}}$  learnable parameters.

**Parameter count of standard causal attention.** The standard causal attention as in (1) has learnable parameters  $\mathbf{W}_Q, \mathbf{W}_K, \mathbf{W}_V \in \mathbb{R}^{d_{\text{model}} \times d}$  for each head and  $\mathbf{W}^O \in \mathbb{R}^{nd \times d_{\text{model}}}$ . These parameters sum up to  $4n_{\text{head}}dd_{\text{model}}$ .

## C Efficient Parallel Training Algorithm and Proof of Theorem 2

### C.1 Forward Pass

---

**Algorithm 1:** Efficient parallel forward pass

---

**Require:**  $\mathbf{Q}^U, \mathbf{K}^U, \mathbf{V}^U, \mathbf{Q}^C, \mathbf{K}^C, \mathbf{V}^C \in \mathbb{R}^{L \times d}$

---

```

1 # Initialization
2 Initialize  $\mathbf{D} = \mathbf{0}^{d \times L}$ ,  $\mathbf{O} = \mathbf{0}^{L \times d}$ ,  $\ell = \mathbf{0}^{L \times 1}$  and  $\mathbf{m} = (-\infty)^{L \times 1}$  in HBM
3 # Diagonal blocks
4 for  $j = 0, \dots, N-1$  (in parallel) do
5   Load  $\mathbf{Q}_{T_j,:}^C, \mathbf{K}_{T_j,:}^C, \mathbf{Q}_{T_j,:}^U, \mathbf{K}_{T_j,:}^U, \mathbf{V}_{T_j,:}^U$  from HBM to on-chip SRAM
6   On chip, compute  $\mathbf{S}_{T_j,T_j}^U$  as in (19)
7   On chip, compute  $\mathbf{A}_{T_j,T_j}$  as in (16)
8   Implement online softmax update for block  $(T_j, T_j)$  by calling Algorithm 2
9 end
10 # 1-st, ..., (N-1)-th off-diagonal blocks
11 for  $k = 1, \dots, N-1$  (sequential) do
12   for  $j = 0, \dots, N-k-1$  (in parallel) do
13     Load  $\mathbf{D}_{:,T_j}, \mathbf{Q}_{T_j,:}^U, \mathbf{Q}_{T_{j+k},:}^C, \mathbf{K}_{T_{j+k-1},:}^U, \mathbf{K}_{T_{j+k},:}^U, \mathbf{V}_{T_{j+k-1},:}^U, \mathbf{V}_{T_{j+k},:}^U$  from HBM to on-chip SRAM
14     On chip, update  $\mathbf{D}_{:,T_j}$  as in (20)
15     On chip, compute  $\mathbf{S}_{T_{j+k},T_j}^U$  as in (21)
16     Write  $\mathbf{D}_{:,T_j}$  to HBM
17     On chip, compute  $\mathbf{A}_{T_{j+k},T_j}$  as in (16)
18     Implement online softmax update for block  $(T_{j+k}, T_j)$  by calling Algorithm 2
19   end
20 end
21 Compute  $\mathbf{O} \leftarrow \text{diag}(\ell)^{-1} \mathbf{O} \in \mathbb{R}^{L \times d}$ ,  $\mathbf{m} \leftarrow \mathbf{m} + \log(\ell) \in \mathbb{R}^{L \times 1}$ 
22 Save  $\mathbf{m} \in \mathbb{R}^{L \times 1}$ ,  $\mathbf{D} \in \mathbb{R}^{d \times L}$  for backward pass
23 Return the output  $\mathbf{O} \in \mathbb{R}^{L \times d}$ 

```

---



---

**Algorithm 2:** Online softmax update for block  $(T_i, T_j)$

---

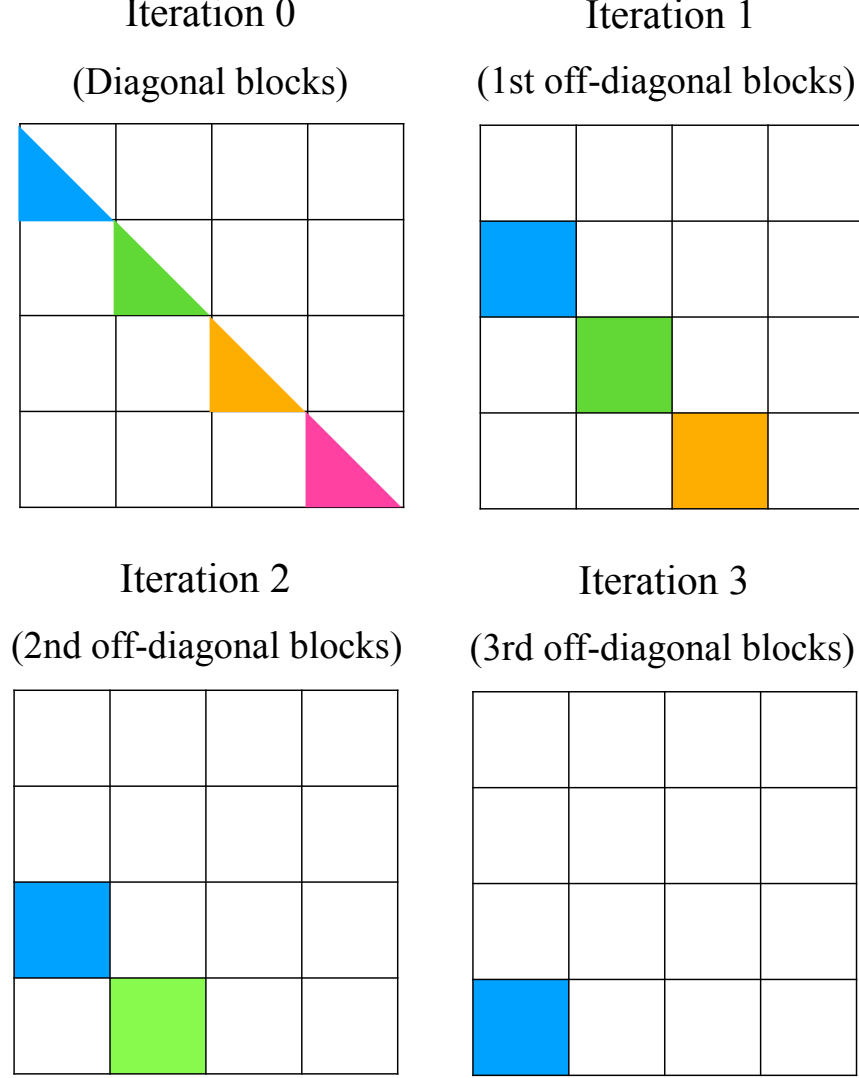
**Require:**  $\mathbf{A}_{T_i,T_j}$  on chip,  $\ell, \mathbf{m}, \mathbf{O}, \mathbf{V}^C$  in HBM

```

1 Load  $\ell_{T_i}$  and  $\mathbf{m}_{T_i}$  from HBM to on-chip SRAM
2 On chip, compute  $\mathbf{m}_{T_i}^{\text{new}} = \max(\mathbf{m}_{T_i}, \text{row\_max}(\mathbf{A}_{T_i,T_j}))$ 
3 On chip, compute  $\tilde{\mathbf{P}}_{T_i,T_j} = \exp(\mathbf{A}_{T_i,T_j} - \mathbf{m}_{T_i}^{\text{new}})$ 
4 On chip, compute  $\ell_{T_i}^{\text{new}} = e^{\mathbf{m}_{T_i} - \mathbf{m}_{T_i}^{\text{new}}} \ell_{T_i} + \text{row\_sum}(\tilde{\mathbf{P}}_{T_i,T_j})$ 
5 Write  $\mathbf{O}_{T_i,:} \leftarrow \text{diag}(e^{\mathbf{m}_{T_i} - \mathbf{m}_{T_i}^{\text{new}}}) \mathbf{O}_{T_i,:} + \tilde{\mathbf{P}}_{T_i,T_j} \mathbf{V}_{T_j,:}^C$  to HBM
6 Write  $\ell_{T_i} \leftarrow \ell_{T_i}^{\text{new}}$ ,  $\mathbf{m}_{T_i} \leftarrow \mathbf{m}_{T_i}^{\text{new}}$  to HBM

```

---



**Figure 6** Parallel scheme of Algorithm 1 (forward pass). We begin by computing the diagonal blocks of the attention score matrix  $\mathbf{A}$  (Iteration 0). In each subsequent iteration  $k$ , the  $k$ -th off-diagonal blocks are computed. Blocks with different colors represent different kernel instances. In each iteration, each kernel instance is responsible for computing a single block of  $\mathbf{A}$  and applying online softmax (Algorithm 2) to it. Kernel instances within the same iteration are launched in parallel, while the iterations are executed sequentially. The parallel scheme of Algorithm 3 (backward pass) is the reverse of the forward pass’s parallel scheme.

Theorem 1 has shown a matrix form of  $\text{Attention}(\mathbf{X}^L)$  as in (9). However, computing  $\text{Attention}(\mathbf{X}^L)$  directly from (9) still need  $O(L^3)$  computational costs because to compute  $\mathbf{S}^U$ , we need matrix multiplication between  $L$ -by- $L$  matrices in (8). In this section, we give an efficient algorithm that enables efficient parallel training and reduces computational complexity to  $O(L^2d)$ .

We first introduce the notations in this section. We divide the sequence  $\{1, \dots, L\}$  into blocks of size  $B$ . For simplicity, we assume that  $L$  is divisible by  $B$ . Let  $N = \frac{L}{B}$  and  $T_i = \{i * B + 1, \dots, (i + 1) * B\}$  for  $0 \leq i \leq N - 1$ . Then,  $\{1, 2, \dots, L\} = \cup_{i=0}^{N-1} T_i$ .

For any matrix  $\mathbf{M}$ , we use  $\mathbf{M}_{T_i, T_j}$  to denote the submatrix whose row and column indexes are in  $T_i$  and  $T_j$ , respectively.  $\mathbf{M}_{T_i, :}$  refers to the submatrix whose row indexes are in  $T_i$ . Analogously,  $\mathbf{M}_{:, T_j}$  refers to the submatrix whose column indexes are in  $T_j$ .

Denote the attention score matrix  $\mathbf{A}$  by

$$\mathbf{A} = \frac{\mathbf{Q}^C \mathbf{K}^{C^\top}}{\sqrt{d}} + \mathbf{M}^C - \text{SiLU}(\mathbf{S}^U). \quad (15)$$

Then,

$$\text{Attention}(\mathbf{X}^L) = \text{row\_softmax}(\mathbf{A}) \mathbf{V}^C$$

and for any  $0 \leq i, j \leq N-1$ , the block  $\mathbf{A}_{T_i, T_j}$  satisfies

$$\mathbf{A}_{T_i, T_j} = \frac{\mathbf{Q}_{T_i, :}^C \mathbf{K}_{T_j, :}^{C^\top}}{\sqrt{d}} + \mathbf{M}_{T_i, T_j}^C - \text{SiLU}(\mathbf{S}_{T_i, T_j}^U). \quad (16)$$

As in FlashAttention-2 [5], we compute each block of  $\mathbf{A}$  and apply online softmax (Algorithm 2) on it to obtain  $\text{Attention}(\mathbf{X}^L)$ . The first term  $\frac{\mathbf{Q}_{T_i, :}^C \mathbf{K}_{T_j, :}^{C^\top}}{\sqrt{d}}$  in  $\mathbf{A}_{T_i, T_j}$  as given by (16) can be computed similarly to FlashAttention-2. We mainly focus on the second term  $-\text{SiLU}(\mathbf{S}_{T_i, T_j}^U)$  which can incur a total computational complexity of  $O(L^3 + L^2d)$  if we apply (8) directly. Notice that as in (8),

$$\mathbf{S}^U = \left( \frac{\mathbf{Q}^C \mathbf{V}^{U^\top}}{\sqrt{d}} \odot \widetilde{\mathbf{M}}^C \right) \left( \text{sigmoid} \left( \frac{\mathbf{Q}^U \mathbf{K}^{U^\top}}{\sqrt{d}} + \mathbf{M}^U \right) \right)^\top,$$

where the term  $\left( \frac{\mathbf{Q}^C \mathbf{V}^{U^\top}}{\sqrt{d}} \odot \widetilde{\mathbf{M}}^C \right)$  is a low-rank matrix multiplied by a mask matrix because  $\mathbf{Q}^C \mathbf{V}^{U^\top}$  has rank at most  $d$  which is normally much smaller than sequence length  $L$ . This motivates our algorithm to compute  $\mathbf{S}^U$  with computational complexity of  $O(L^2d)$  while still enabling parallel training.

First, as the upper triangular entries in  $\mathbf{S}^U$  are all 0, we only need to focus on lower triangular entries in  $\mathbf{S}^U$ . We divide the computation of  $\mathbf{S}^U$  into the following parts

- **diagonal blocks:**  $\mathbf{S}_{T_j, T_j}^U$  with  $0 \leq j \leq N-1$ .
- **k-th off-diagonal blocks:**  $\mathbf{S}_{T_{j+k}, T_j}^U$  with  $0 \leq j \leq N-1-k$

By the definition of  $\mathbf{S}^U$ , we can write  $\mathbf{S}_{T_{j+k}, T_j}^U$  in a blockwise way as follows

$$\begin{aligned} \mathbf{S}_{T_{j+k}, T_j}^U &= \mathbf{Q}_{T_{j+k}, :}^C \sum_{i=j}^{j+k-1} \frac{\mathbf{V}_{T_i, :}^{U^\top}}{\sqrt{d}} \left( \text{sigmoid} \left( \frac{\mathbf{Q}_{T_j, :}^U \mathbf{K}_{T_i, :}^{U^\top}}{\sqrt{d}} + \mathbf{M}_{T_j, T_i}^U \right) \right)^\top \\ &\quad + \left( \frac{\mathbf{Q}_{T_{j+k}, :}^C \mathbf{V}_{T_{j+k}, :}^{U^\top}}{\sqrt{d}} \odot \widetilde{\mathbf{M}}_{T_{j+k}, T_{j+k}}^C \right) \left( \text{sigmoid} \left( \frac{\mathbf{Q}_{T_j, :}^U \mathbf{K}_{T_{j+k}, :}^{U^\top}}{\sqrt{d}} + \mathbf{M}_{T_j, T_{j+k}}^U \right) \right)^\top. \end{aligned} \quad (17)$$

However, computing each  $\mathbf{S}_{T_{j+k}, T_j}^U$  this way will lead to  $O(L^3)$  computational cost in total. We need more efficient way to reduce training costs.

The key observation in the development of this efficient parallel training algorithm is that the matrix  $\left( \mathbf{Q}^C \mathbf{V}^{U^\top} \right) \odot \widetilde{\mathbf{M}}^C$  is a low-rank matrix multiplied by a mask because  $\mathbf{Q}^C \mathbf{V}^{U^\top}$  has rank equal to or less than the head dimension  $d$  rather than the sequence length  $L$ . This enables us to compute  $\mathbf{S}^U$  defined in (8) with lower computational costs. More specifically, we will rely on the following auxiliary variable to reduce computational costs.

We first init an auxiliary variable  $\mathbf{D}^{(0)} = \mathbf{0}^{d \times L}$ . Then, when computing the  $k$ -th off-diagonal blocks, we will maintain the following relation that

$$\mathbf{D}_{:,T_j}^{(k)} = \sum_{i=j}^{j+k-1} \mathbf{V}_{T_i,:}^U{}^\top \left( \text{sigmoid} \left( \frac{\mathbf{Q}_{T_j,:}^U \mathbf{K}_{T_i,:}^U{}^\top}{\sqrt{d}} + \mathbf{M}_{T_j,T_i}^U \right) \right)^\top. \quad (18)$$

We will compute the blocks of  $\mathbf{S}^U$  in the following order: diagonal blocks, 1st off-diagonal blocks, 2nd off-diagonal blocks,  $\dots$ ,  $(N-1)$ -th off-diagonal blocks.

**Diagonal blocks of  $\mathbf{S}^U$ .** For any  $0 \leq j \leq N-1$ ,

$$\mathbf{S}_{T_j,T_j}^U = \left( \frac{\mathbf{Q}_{T_j,:}^C \mathbf{V}_{T_j,:}^U{}^\top}{\sqrt{d}} \odot \widetilde{\mathbf{M}}_{T_j,T_j}^C \right) \left( \text{sigmoid} \left( \frac{\mathbf{Q}_{T_j,:}^U \mathbf{K}_{T_j,:}^U{}^\top}{\sqrt{d}} + \mathbf{M}_{T_j,T_j}^U \right) \right)^\top. \quad (19)$$

**1st off-diagonal blocks of  $\mathbf{S}^U$ .** For any  $0 \leq j \leq N-2$ , update  $\mathbf{D}_{:,T_j}^{(1)}$  as

$$\mathbf{D}_{:,T_j}^{(1)} = \mathbf{V}_{T_j,:}^U{}^\top \left( \text{sigmoid} \left( \frac{\mathbf{Q}_{T_j,:}^U \mathbf{K}_{T_j,:}^U{}^\top}{\sqrt{d}} + \mathbf{M}_{T_j,T_j}^U \right) \right)^\top$$

This satisfies (18) with  $k=1$ . Then, it follows from (17) that

$$\mathbf{S}_{T_{j+1},T_j}^U = \frac{\mathbf{Q}_{T_{j+1},:}^C \mathbf{D}_{:,T_j}^{(1)}}{\sqrt{d}} + \left( \frac{\mathbf{Q}_{T_{j+1},:}^C \mathbf{V}_{T_{j+1},:}^U{}^\top}{\sqrt{d}} \odot \widetilde{\mathbf{M}}_{T_{j+1},T_{j+1}}^C \right) \left( \text{sigmoid} \left( \frac{\mathbf{Q}_{T_j,:}^U \mathbf{K}_{T_{j+1},:}^U{}^\top}{\sqrt{d}} + \mathbf{M}_{T_j,T_{j+1}}^U \right) \right)^\top.$$

**The  $k$ -th off-diagonal blocks of  $\mathbf{S}^U$ .** If we have already computed the  $(k-1)$ -th off-diagonal blocks and  $\mathbf{D}^{(k-1)}$  satisfies (18) with  $k-1$ , the  $k$ -th diagonal blocks can be computed in the following way. First, we update  $\mathbf{D}^{(k)}$  as follows

$$\mathbf{D}_{:,T_j}^{(k)} = \mathbf{D}_{:,T_j}^{(k-1)} + \mathbf{V}_{T_{j+k-1},:}^U{}^\top \left( \text{sigmoid} \left( \frac{\mathbf{Q}_{T_j,:}^U \mathbf{K}_{T_{j+k-1},:}^U{}^\top}{\sqrt{d}} + \mathbf{M}_{T_j,T_{j+k-1}}^U \right) \right)^\top. \quad (20)$$

By induction hypothesis (18),  $\mathbf{D}_{:,T_j}^{(k)}$  also satisfies (18) with  $k$ . Then, it follows by (17) that

$$\mathbf{S}_{T_{j+k},T_j}^U = \frac{\mathbf{Q}_{T_{j+k},:}^C \mathbf{D}_{:,T_j}^{(k)}}{\sqrt{d}} + \left( \frac{\mathbf{Q}_{T_{j+k},:}^C \mathbf{V}_{T_{j+k},:}^U{}^\top}{\sqrt{d}} \odot \widetilde{\mathbf{M}}_{T_{j+k},T_{j+k}}^C \right) \left( \text{sigmoid} \left( \frac{\mathbf{Q}_{T_j,:}^U \mathbf{K}_{T_{j+k},:}^U{}^\top}{\sqrt{d}} + \mathbf{M}_{T_j,T_{j+k}}^U \right) \right)^\top. \quad (21)$$

We can compute all  $k$ -th off-diagonal blocks in the above way. When computing each  $\mathbf{S}_{T_{j+k},T_j}^U$ , we only need to update  $\mathbf{D}^{(k)}$  and then compute  $\mathbf{S}_{T_{j+k},T_j}^U$  as (21). Both (20) and (21) take  $O(L^2d)$  FLOPs.

Next, we describe the design of a parallel algorithm. The parallelization scheme must satisfy the following requirements:

- $\mathbf{S}_{T_{j+k},T_j}^U$  must be computed after  $\mathbf{S}_{T_{j+k-1},T_j}^U$  because computing  $\mathbf{S}_{T_{j+k},T_j}^U$  in (21) requires  $\mathbf{D}^{(k)}$  which is derived by updating  $\mathbf{D}^{(k-1)}$  in (20). Therefore,  $\mathbf{A}_{T_{j+k},T_j}$  should be computed after  $\mathbf{A}_{T_{j+k-1},T_j}$ .
- To ensure correctness, online softmax cannot be applied simultaneously to  $\mathbf{A}_{T_i,T_j}$  and  $\mathbf{A}_{T_i,T_k}$  for  $j \neq k$ .

To meet these constraints, we launch kernel instances to compute attention outputs with respect to blocks in the following order: starting with the diagonal blocks, followed by the first off-diagonal blocks, then the second, and so on up to the  $(N-1)$ -th off-diagonal blocks. This parallel execution strategy for Algorithm 1 is illustrated in Figure 6.

## C.2 Backward Pass

In this section, we introduce the backward pass algorithm for efficient parallel training. It is mainly derived by reversing the forward pass.

Recall that in the forward pass, we compute the blocks in the following order: diagonal blocks, 1st off-diagonal blocks, 2nd off-diagonal blocks,  $\dots$ ,  $(N-1)$ -th off-diagonal blocks. Then, in the backward pass, we compute the derives in the inverse order as follows:  $(N-1)$ -th off-diagonal blocks,  $(N-2)$ -th off-diagonal blocks,  $\dots$ , 1st off-diagonal blocks, diagonal blocks.

---

### Algorithm 3: Efficient parallel backward pass

---

**Require:**  $\mathbf{dO} \in \mathbb{R}^{L \times d_{\text{model}}}$

```

1 # Initialization
2 Initialize  $\mathbf{dD} = \mathbf{0}^{d \times L}$ ,  $\mathbf{dQ}^U = \mathbf{0}^{L \times d}$ ,  $\mathbf{dK}^U = \mathbf{0}^{L \times d}$ ,  $\mathbf{dV}^U = \mathbf{0}^{L \times d}$ ,  $\mathbf{dQ}^C = \mathbf{0}^{L \times d}$ ,  $\mathbf{dK}^C = \mathbf{0}^{L \times d}$ ,
    $\mathbf{dV}^C = \mathbf{0}^{L \times d}$ 
3 Let  $\mathbf{m} \in \mathbb{R}^{L \times 1}$ ,  $\mathbf{D} \in \mathbb{R}^{d \times L}$  be the tensors saved in forward pass (Algorithm 1)
4 # Preprocess
5 Compute  $\Delta \in \mathbb{R}^{L \times 1}$  with  $\Delta_i = \mathbf{dO}_{i,:}^\top \mathbf{O}_{i,:}$ 
6 #  $(N-1)$ -th,  $\dots$ , 1st off-diagonal blocks
7 for  $k = N-1, \dots, 1$  (sequential) do
8   for  $j = 0, \dots, N-k-1$  (in parallel) do
9     Compute  $\mathbf{S}_{T_{j+k}, T_j}^U$  as in (21) and  $\mathbf{A}_{T_{j+k}, T_j}$  as in (16)
10    Compute  $\mathbf{P}_{T_{j+k}, T_j}$  and  $\mathbf{dP}_{T_{j+k}, T_j}$  as in (22) and (23)
11    Compute  $\mathbf{dS}_{T_{j+k}, T_j}^C$  and  $\mathbf{dS}_{T_{j+k}, T_j}^U$  as in (25) and (26)
12    Update  $\mathbf{dV}_{T_j, :}^C$ ,  $\mathbf{dQ}_{T_{j+k}, :}^C$ ,  $\mathbf{dK}_{T_j, :}^C$  as in (24) and (27)
13    Update  $\mathbf{dQ}_{T_{j+k}, :}^C$ ,  $\mathbf{dD}_{:, T_j}^{(k)}$ ,  $\mathbf{dV}_{T_{j+k}, :}^U$ ,  $\mathbf{dQ}_{T_j, :}^U$ ,  $\mathbf{K}_{T_{j+k}, :}^U$  as in (28)
14    Update  $\mathbf{dV}_{T_{j+k-1}, :}^U$ ,  $\mathbf{dQ}_{T_j, :}^U$ ,  $\mathbf{dK}_{T_{j+k-1}, :}^U$  as in (29)
15    Compute  $\mathbf{D}_{:, T_j}^{(k-1)}$  as in (30)
16   end
17 end
18 # Diagonal blocks
19 for  $j = 0, \dots, N-1$  (in parallel) do
20   Compute  $\mathbf{S}_{T_j, T_j}^U$  as in (19) and  $\mathbf{A}_{T_j, T_j}$  as in (16)
21   Compute  $\mathbf{P}_{T_j, T_j}$  and  $\mathbf{dP}_{T_j, T_j}$  as in (31) and (32)
22   Compute  $\mathbf{dS}_{T_j, T_j}^C$  and  $\mathbf{dS}_{T_j, T_j}^U$  as in (34) and (35)
23   Update  $\mathbf{dV}_{T_j, :}^C$ ,  $\mathbf{dQ}_{T_j, :}^C$ ,  $\mathbf{dV}_{T_j, :}^U$ ,  $\mathbf{dQ}_{T_j, :}^U$ ,  $\mathbf{dK}_{T_j, :}^U$  as in (33) and (36)
24 end
25 Return the gradients  $\mathbf{dQ}^U$ ,  $\mathbf{dK}^U$ ,  $\mathbf{dV}^U$ ,  $\mathbf{dQ}^C$ ,  $\mathbf{dK}^C$ ,  $\mathbf{dV}^C \in \mathbb{R}^{L \times d}$ 

```

---

As in [7], we first preprocess  $\Delta \in \mathbb{R}^{L \times 1}$  with

$$\Delta_i = \mathbf{dO}_{i,:}^\top \mathbf{O}_{i,:}.$$

Let  $\mathbf{D}^{(N-1)}$  be the  $\mathbf{D}$  saved for backward pass in Algorithm 1. Also, let  $\mathbf{m}$  be the vector  $\mathbf{m}$  saved for backward pass in Algorithm 1. Set  $\mathbf{dD}^{(N-1)} = \mathbf{0}^{d \times L}$ .

Then, we iterate over  $k = N-1, \dots, 1$ . In each iteration, we compute the corresponding gradients and update  $\mathbf{D}^{(k)}$  to  $\mathbf{D}^{(k-1)}$  inversely as in the forward pass. Thus, for each  $k$ , before we launch kernels for the  $k$ -th off-diagonal blocks, we already have  $\mathbf{D}^{(k)}$ .

**$k$ -th off-diagonal blocks.** For any  $0 \leq j \leq N-1-k$ , we first compute  $\mathbf{S}_{T_{j+k}, T_j}^U$  as in (21) and  $\mathbf{A}_{T_{j+k}, T_j}$  as in (16). Recall that in the end of the forward pass (Algorithm 1), we have set  $\mathbf{m} \leftarrow \mathbf{m} + \log(\ell)$ . Then, the

attention weights can be computed by

$$\mathbf{P}_{T_j+k, T_j} = \exp(\mathbf{A}_{T_j+k, T_k} - \mathbf{m}_{T_j+k}). \quad (22)$$

Compute the gradient of attention weights

$$d\mathbf{P}_{T_j+k, T_j} = d\mathbf{O}_{T_j+k, :} \mathbf{V}_{T_j, :}^\top. \quad (23)$$

Then, update the gradient of  $\mathbf{V}_{T_j, :}^C$  as follows

$$d\mathbf{V}_{T_j, :}^C \leftarrow d\mathbf{V}_{T_j, :}^C + \mathbf{P}_{T_j+k, T_j}^\top d\mathbf{O}_{T_j+k, :}. \quad (24)$$

Then, compute the gradients of attention weights

$$d\mathbf{S}_{T_j+k, T_j}^C = \mathbf{P}_{T_j+k, T_j} \odot (d\mathbf{P}_{T_j+k, T_j} - \Delta_{T_j+k}) \quad (25)$$

and

$$d\mathbf{S}_{T_j+k, T_j}^U = -\nabla \text{SiLU}(\mathbf{S}_{T_j+k, T_j}^U) \odot \mathbf{P}_{T_j+k, T_j} \odot (d\mathbf{P}_{T_j+k, T_j} - \Delta_{T_j+k}). \quad (26)$$

Then, we update the gradients of  $\mathbf{Q}_{T_j+k, :}^C$ ,  $\mathbf{K}_{T_j, :}^C$  through the backward pass of (16) as follows

$$\begin{aligned} d\mathbf{Q}_{T_j+k, :}^C &\leftarrow d\mathbf{Q}_{T_j+k, :}^C + \frac{d\mathbf{S}_{T_j+k, T_j}^C \mathbf{K}_{T_j, :}^C}{\sqrt{d}}, \\ d\mathbf{K}_{T_j, :}^C &\leftarrow d\mathbf{K}_{T_j, :}^C + \frac{d\mathbf{S}_{T_j+k, T_j}^C{}^\top \mathbf{Q}_{T_j+k, :}^C}{\sqrt{d}}. \end{aligned} \quad (27)$$

Then, we update the gradients of  $\mathbf{Q}_{T_j+k, :}^C$ ,  $\mathbf{D}_{:, T_j}^{(k)}$ ,  $\mathbf{V}_{T_j+k, :}^U$ ,  $\mathbf{Q}_{T_j, :}^U$ ,  $\mathbf{K}_{T_j+k, :}^U$  through the backward pass of (21) as follows

$$\begin{aligned} d\mathbf{Q}_{T_j+k, :}^C &\leftarrow d\mathbf{Q}_{T_j+k, :}^C + \frac{d\mathbf{S}_{T_j+k, T_j}^U \mathbf{D}_{:, T_j}^{(k)^\top}}{\sqrt{d}} + \frac{\mathbf{E} \mathbf{V}_{T_j+k, :}^U}{\sqrt{d}} \\ d\mathbf{D}_{:, T_j}^{(k)} &\leftarrow d\mathbf{D}_{:, T_j}^{(k)} + \frac{\mathbf{Q}_{T_j+k, :}^C{}^\top d\mathbf{S}_{T_j+k, T_j}^U}{\sqrt{d}} \\ d\mathbf{V}_{T_j+k, :}^U &\leftarrow d\mathbf{V}_{T_j+k, :}^U + \frac{\mathbf{E}^\top \mathbf{Q}_{T_j+k, :}^C}{\sqrt{d}} \\ d\mathbf{Q}_{T_j, :}^U &\leftarrow d\mathbf{Q}_{T_j, :}^U + \frac{\mathbf{F} \mathbf{K}_{T_j+k, :}^U}{\sqrt{d}} \\ d\mathbf{K}_{T_j+k, :}^U &\leftarrow d\mathbf{K}_{T_j+k, :}^U + \frac{\mathbf{F}^\top \mathbf{Q}_{T_j, :}^U}{\sqrt{d}}, \end{aligned} \quad (28)$$

where auxiliary matrices

$$\begin{aligned} \mathbf{E} &= \left( d\mathbf{S}_{T_j+k, T_j}^U \text{sigmoid}\left(\frac{\mathbf{Q}_{T_j, :}^U \mathbf{K}_{T_j+k, :}^U{}^\top}{\sqrt{d}} + \mathbf{M}_{T_j, T_j+k}^U\right) \right) \odot \widetilde{\mathbf{M}}_{T_j+k, T_j+k}^C, \\ \mathbf{F} &= \left( (d\mathbf{S}_{T_j+k, T_j}^U)^\top \left( \frac{\mathbf{Q}_{T_j+k, :}^C \mathbf{V}_{T_j+k, :}^U{}^\top}{\sqrt{d}} \odot \widetilde{\mathbf{M}}_{T_j+k, T_j+k}^C \right) \right) \odot \nabla \text{sigmoid}\left(\frac{\mathbf{Q}_{T_j, :}^U \mathbf{K}_{T_j+k, :}^U{}^\top}{\sqrt{d}} + \mathbf{M}_{T_j, T_j+k}^U\right). \end{aligned}$$

Then, we update the gradients of  $\mathbf{V}_{T_j+k-1,:}^U$ ,  $\mathbf{Q}_{T_j,:}^U$ ,  $\mathbf{K}_{T_j+k-1,:}^U$  from the backward pass of (20) as follows

$$\begin{aligned} d\mathbf{V}_{T_j+k-1,:}^U &\leftarrow d\mathbf{V}_{T_j+k-1,:}^U + \left( \text{sigmoid}\left(\frac{\mathbf{Q}_{T_j,:}^U \mathbf{K}_{T_j+k-1,:}^U{}^\top}{\sqrt{d}} + \mathbf{M}_{T_j,T_j+k-1}^U\right) \right)^\top \left(d\mathbf{D}_{:,T_j}^{(k)}\right)^\top \\ d\mathbf{Q}_{T_j,:}^U &\leftarrow d\mathbf{Q}_{T_j,:}^U + \frac{\mathbf{G} \mathbf{K}_{T_j+k-1,:}^U}{\sqrt{d}} \\ d\mathbf{K}_{T_j+k-1,:}^U &\leftarrow d\mathbf{K}_{T_j+k-1,:}^U + \frac{\mathbf{G}^\top \mathbf{Q}_{T_j,:}^U}{\sqrt{d}} \end{aligned} \quad (29)$$

where the auxiliary matrix

$$\mathbf{G} = \left( \left(d\mathbf{D}_{:,T_j}^{(k)}\right)^\top \mathbf{V}_{T_j+k-1,:}^U{}^\top \right) \odot \nabla \text{sigmoid}\left(\frac{\mathbf{Q}_{T_j,:}^U \mathbf{K}_{T_j+k-1,:}^U{}^\top}{\sqrt{d}} + \mathbf{M}_{T_j,T_j+k-1}^U\right).$$

After updating gradients, we set  $d\mathbf{D}_{:,T_j}^{(k-1)} \leftarrow d\mathbf{D}_{:,T_j}^{(k)}$  and get  $\mathbf{D}_{:,T_j}^{(k-1)}$  back from  $\mathbf{D}_{:,T_j}^{(k)}$  by reversing (20) as follows

$$\mathbf{D}_{:,T_j}^{(k-1)} = \mathbf{D}_{:,T_j}^{(k)} - \mathbf{V}_{T_j+k-1,:}^U{}^\top \left( \text{sigmoid}\left(\frac{\mathbf{Q}_{T_j,:}^U \mathbf{K}_{T_j+k-1,:}^U{}^\top}{\sqrt{d}} + \mathbf{M}_{T_j,T_j+k-1}^U\right) \right)^\top. \quad (30)$$

**Diagonal blocks.** For any  $0 \leq j \leq N-1$ , we first compute  $\mathbf{S}_{T_j,T_j}^U$  as in (19) and  $\mathbf{A}_{T_j,T_j}$  as in (16). Then, compute the attention weights

$$\mathbf{P}_{T_j,T_j} = \exp(\mathbf{A}_{T_j,T_j} - \mathbf{m}_{T_j}). \quad (31)$$

Compute the gradient of attention weights

$$d\mathbf{P}_{T_j,T_j} = d\mathbf{O}_{T_j,:} \mathbf{V}_{T_j,:}^\top. \quad (32)$$

Then, update the gradient of  $\mathbf{V}_{T_j,:}^C$  as follows

$$d\mathbf{V}_{T_j,:}^C \leftarrow d\mathbf{V}_{T_j,:}^C + \mathbf{P}_{T_j,T_j}^\top d\mathbf{O}_{T_j,:}. \quad (33)$$

Then, compute the gradients of attention weights

$$d\mathbf{S}_{T_j,T_j}^C = \mathbf{P}_{T_j,T_j} \odot (d\mathbf{P}_{T_j,T_j} - \Delta_{T_j}) \quad (34)$$

and

$$d\mathbf{S}_{T_j,T_j}^U = -\nabla \text{SiLU}(\mathbf{S}_{T_j,T_j}^U) \odot \mathbf{P}_{T_j,T_j} \odot (d\mathbf{P}_{T_j,T_j} - \Delta_{T_j}). \quad (35)$$

Then, we update the gradients of  $\mathbf{Q}_{T_j,:}^C$ ,  $\mathbf{V}_{T_j,:}^U$ ,  $\mathbf{Q}_{T_j,:}^U$ ,  $\mathbf{K}_{T_j,:}^U$  through the backward pass of (19) as follows

$$\begin{aligned} d\mathbf{Q}_{T_j,:}^C &\leftarrow d\mathbf{Q}_{T_j,:}^C + \frac{\mathbf{E} \mathbf{V}_{T_j,:}^U}{\sqrt{d}}, \\ d\mathbf{V}_{T_j,:}^U &\leftarrow d\mathbf{V}_{T_j,:}^U + \frac{\mathbf{E}^\top \mathbf{Q}_{T_j,:}^C}{\sqrt{d}}, \\ d\mathbf{Q}_{T_j,:}^U &\leftarrow d\mathbf{Q}_{T_j,:}^U + \frac{\mathbf{F} \mathbf{K}_{T_j,:}^U}{\sqrt{d}}, \\ d\mathbf{K}_{T_j,:}^U &\leftarrow d\mathbf{K}_{T_j,:}^U + \frac{\mathbf{F}^\top \mathbf{Q}_{T_j,:}^U}{\sqrt{d}}, \end{aligned} \quad (36)$$



where auxiliary matrices

$$\begin{aligned} \mathbf{E} &= \left( \mathbf{d}\mathbf{S}_{T_j, T_j}^U \text{sigmoid} \left( \frac{\mathbf{Q}_{T_j, :}^U \mathbf{K}_{T_j, :}^{U \top}}{\sqrt{d}} + \mathbf{M}_{T_j, T_j}^U \right) \right) \odot \widetilde{\mathbf{M}}_{T_j, T_j}^C, \\ \mathbf{F} &= \left( \left( \mathbf{d}\mathbf{S}_{T_j, T_j}^U \right)^\top \left( \frac{\mathbf{Q}_{T_j, :}^C \mathbf{V}_{T_j, :}^{U \top}}{\sqrt{d}} \odot \widetilde{\mathbf{M}}_{T_j, T_j}^C \right) \right) \odot \nabla \text{sigmoid} \left( \frac{\mathbf{Q}_{T_j, :}^U \mathbf{K}_{T_j, :}^{U \top}}{\sqrt{d}} + \mathbf{M}_{T_j, T_j}^U \right). \end{aligned}$$

Then, the pseudo-code of backward pass is illustrated in Algorithm 3. The backward pass's parallel scheme is naturally the reverse of the forward pass's parallel scheme. We remark that when computing the gradients with respect to the block  $(T_{j+k}, T_j)$ , we update both  $\mathbf{V}_{T_{j+k}, :}^U$  and  $\mathbf{V}_{T_{j+k-1}, :}^U$ . Consequently, the block  $\mathbf{V}_{T_{j+k-1}, :}^U$  receives contributions from two sources:  $(T_{j+k}, T_j)$  and  $(T_{j+k-1}, T_{j-1})$ . To prevent overlapping updates, we introduce two auxiliary variables for storing intermediate results in  $\mathbf{d}\mathbf{V}^U$ , namely  $\mathbf{d}\widehat{\mathbf{V}}^U$  and  $\mathbf{d}\widetilde{\mathbf{V}}^U$ . Specifically, in block  $(T_{j+k}, T_j)$ , the update to  $\mathbf{d}\mathbf{V}_{T_{j+k}, :}^U$  is accumulated in  $\mathbf{d}\widehat{\mathbf{V}}^U$ , while the update to  $\mathbf{d}\mathbf{V}_{T_{j+k-1}, :}^U$  is accumulated in  $\mathbf{d}\widetilde{\mathbf{V}}^U$ . After all gradients with respect to off-diagonal blocks have been computed, we obtain the true gradient of  $\mathbf{d}\mathbf{V}^U$  by  $\mathbf{d}\mathbf{V}^U \leftarrow \mathbf{d}\widehat{\mathbf{V}}^U + \mathbf{d}\widetilde{\mathbf{V}}^U$ . The same procedure is applied to  $\mathbf{d}\mathbf{K}^U$ .

## D Efficient Inference with UQ-KV Cache

*Proof of (10).* By (2),

$$\mathbf{u}_s^t = \sum_{j=1}^t \text{sigmoid} \left( \frac{\mathbf{M}_{sj}^U \cdot \mathbf{q}_s^U \mathbf{k}_j^{U \top}}{\sqrt{d}} \right) \mathbf{v}_j^U.$$

Since  $\mathbf{M}_{sj}^U = 1$  when  $j > s$ , we have

$$\mathbf{u}_s^t = \sum_{j=s+1}^t \text{sigmoid} \left( \frac{\mathbf{q}_s^U \mathbf{k}_j^{U \top}}{\sqrt{d}} \right) \mathbf{v}_j^U.$$

Thus, for  $1 \leq s < t$ ,

$$\mathbf{u}_s^t - \mathbf{u}_s^{t-1} = \text{sigmoid} \left( \frac{\mathbf{q}_s^U \mathbf{k}_t^{U \top}}{\sqrt{d}} \right) \mathbf{v}_t^U.$$

Since  $\mathbf{M}_{t,t}^U = 0$ , the last row of  $\mathbf{U}^t$  is all-zeros. This yields (10).  $\square$

---

**Algorithm 4:** Prefilling Algorithm

---

**Require:**  $Q^U, K^U, V^U, Q^C, K^C, V^C \in \mathbb{R}^{L \times d}$

```
1 # Get UQ-KV Cache
2 Initialize  $U = \mathbf{0}^{L \times d}$ 
3 for  $k = 0, \dots, N - 1$  (in parallel) do
4   Load  $Q_{T_k,:}^U$  from HBM to on-chip SRAM
5   for  $j = k, \dots, N - 1$  (sequential) do
6     Load  $K_{T_j,:}^U, V_{T_j,:}^U, U_{T_j,:}$  from HBM to on-chip SRAM
7     On chip, compute  $A_{T_k,T_j}^U = \text{sigmoid}\left(\frac{Q_{T_k,:}^U K_{T_j,:}^{U\top}}{\sqrt{d}} + M_{T_k,T_j}^U\right)$ 
8     On chip,  $U_{T_k,:} \leftarrow U_{T_k,:} + A_{T_k,T_j}^U V_{T_j,:}^U$ 
9     Write  $U_{T_k,:}$  to HBM
10  end
11 end
12 Save UQ-KV cache  $U, Q^U, K^C, V^C \in \mathbb{R}^{L \times d}$ 
13 Call Algorithm 1 to get  $O$ 
14 Return  $O \in \mathbb{R}^{L \times d}$ 
```

---

---

**Algorithm 5:** Decoding Algorithm (generating the  $(t + 1)$ -th token)

---

**Require:** representation  $x_t \in \mathbb{R}^{1 \times d_{\text{model}}}$ , UQ-KV cache  $U^{t-1}, Q_{t-1}^U, K_{t-1}^C, V_{t-1}^C \in \mathbb{R}^{(t-1) \times d}$

```
1 Compute  $q_t^U = x_t W_Q^U, k_t^U = x_t W_K^U, v_t^U = x_t W_V^U$ 
2 Compute  $q_t^C = x_t W_Q^C, k_t^C = x_t W_K^C, v_t^C = x_t W_V^C$ 
3 Update  $U^t$  as in (10)
4 Update  $Q_t^U = [Q_{t-1}^U; q_t^U]$ 
5 Update  $K_t^C = [K_{t-1}^C; k_t^C]$ 
6 Update  $V_t^C = [V_{t-1}^C; v_t^C]$ 
7 Compute  $s_t^C = \frac{q_t^C K_t^{C\top}}{\sqrt{d}} \in \mathbb{R}^{1 \times t}$  as in (3)
8 Compute  $s_t^U = \frac{q_t^U U^{t\top}}{\sqrt{d}} \in \mathbb{R}^{1 \times t}$  as in (4)
9 Compute  $p_t = \text{softmax}(s_t^C - \text{SiLU}(s_t^U)) \in \mathbb{R}^{1 \times t}$  as in (5)
10 Compute  $o_t = p_t V_t^C \in \mathbb{R}^{1 \times d}$  as in (6)
11 Return  $o_t \in \mathbb{R}^{1 \times d}$  and UQ-KV cache  $U^t, Q_t^U, K_t^C, V_t^C \in \mathbb{R}^{t \times d}$ 
```

---

## E Experimental Details and Additional Results

### E.1 Experimental Setup

We give details of our experimental setup in this section.

#### E.1.1 Model Architecture

We use the improved Transformer architecture with SwiGLU [20], Rotary Positional Embeddings [22], and RMSNorm [29] following LLaMA [24]. More specifically, in each layer  $l$ , given the contextualized representations  $\mathbf{X}^{(l)} \in \mathbb{R}^{L \times d_{\text{model}}}$  where  $L$  is the sequence length and  $d_{\text{model}}$  is the hidden dimension, then,  $\mathbf{X}^{(l+1)}$  is obtained by

$$\begin{aligned} \mathbf{Y}^{(l)} &= \text{MultiHead-Attention}(\text{RMSNorm}(\mathbf{X}^{(l)})) \\ \mathbf{X}^{(l+1)} &= \text{SwiGLU}(\text{RMSNorm}(\mathbf{Y}^{(l)})), \end{aligned}$$

where the  $\text{SwiGLU}(\mathbf{X}) = (\text{Swish}(\mathbf{X} \mathbf{W}_1) \odot (\mathbf{X} \mathbf{W}_2)) \mathbf{W}_3$ . Here,  $\mathbf{W}_1 \in \mathbb{R}^{d_{\text{model}} \times \frac{8}{3} d_{\text{model}}}$ ,  $\mathbf{W}_2 \in \mathbb{R}^{d_{\text{model}} \times \frac{8}{3} d_{\text{model}}}$ ,  $\mathbf{W}_3 \in \mathbb{R}^{\frac{8}{3} d_{\text{model}} \times d_{\text{model}}}$  are learnable parameters.

The function MultiHead-Attention is instantiated with either the standard multi-head causal attention or the multi-head CASTLE.

### E.1.2 Model Configuration and Training Recipe

We train models on four scales from scratch: small (0.16B), medium (0.35B), large (0.75B) and XL (1.3B), where the medium, large and XL baseline models follow the configurations of GPT-3 [3]. For the small setting, we increase the number of heads and the hidden dimension in the original GPT-3 configuration to better align parameter counts between standard causal attention and CASTLE. The configurations of the models can be found in Table 4. To ensure a fair comparison between CASTLE and standard causal attention, we align the number of model parameters by adjusting the number of attention heads and keeping hidden dimensions and head dimensions invariant. This avoids changes to the representational upper bound of the models’ hidden states and the behavior of RoPE, both of which depend on the hidden dimension. As shown in Appendix B, the number of parameters in CASTLE matches that of standard causal attention when the number of heads satisfies the relation  $n_{\text{CASTLE}} = \frac{4}{7} n_{\text{standard}}$ , where  $n_{\text{CASTLE}}$  and  $n_{\text{standard}}$  denote the number of heads in CASTLE and standard causal attention, respectively. For the small model, the baseline uses 14 heads. By setting CASTLE to 8 heads, we align the parameter counts. For the other settings, the baseline models use 16 heads. As  $16 * \frac{4}{7} \approx 9.14$ , we choose 9 heads for CASTLE, resulting in a slightly smaller number of parameters than the baseline.

**Table 4** Configurations and learning hyper-parameters (batch size in tokens and learning rate) of the models which we trained.

Model Name	$n_{\text{params}}$	$n_{\text{layers}}$	$d_{\text{model}}$	$n_{\text{heads}}$	$d$	Batch Size	Learning Rate
Baseline-S	160M	12	896 (=14 * 64)	14	64	0.5M	$6.0 \times 10^{-4}$
CASTLE-S	160M	12	896	8	64		
Baseline-M	353M	24	1024 (=16 * 64)	16	64	0.5M	$3.0 \times 10^{-4}$
CASTLE-M	351M	24	1024	9	64		
Baseline-L	756M	24	1536 (=16 * 96)	16	96	0.5M	$2.5 \times 10^{-4}$
CASTLE-L	753M	24	1536	9	96		
Baseline-XL	1.310B	24	2048 (=16 * 128)	16	128	0.5M	$2.0 \times 10^{-4}$
CASTLE-XL	1.304B	24	2048	9	128		

We adopt the training hyper-parameters of [6]. We use the AdamW optimizer [14] with  $\beta_1 = 0.9$ ,  $\beta_2 = 0.95$ , weight decay rate coefficient 0.1, and gradient clipping coefficient 1.0. All models are trained with sequence length 2K and batch size 0.5M tokens. The small, medium, large and XL models use peak learning rates of  $6.0 \times 10^{-4}$ ,  $3.0 \times 10^{-4}$ ,  $2.5 \times 10^{-4}$  and  $2.0 \times 10^{-4}$ , respectively. All models are trained with 2000 warmup steps, and then, the cosine scheduler decays the learning rate to 10% of the peak learning rate. All models are trained on the FineWeb-Edu dataset [15] for 50 billion tokens. The efficient parallel training algorithm of CASTLE (forward pass in Algorithm 1 and backward pass in Algorithm 3) is implemented in Triton [23].

## E.2 Ablation Studies

We conduct ablation studies to better understand the contributions of different design components in CASTLE. These studies address three key questions:

- Are causal keys necessary, or could lookahead keys alone suffice?
- Do the observed improvements arise from the mechanism of lookahead keys, or simply from increasing the number of keys?
- What is the role of the SiLU function in (5)?

We systematically investigate each question in the following sections.

### E.2.1 Ablations on Causal Keys

As described in Section 2.2, CASTLE adopts a hybrid design that partitions keys into two groups: causal keys and lookahead keys. If all lookahead keys are replaced with causal keys, CASTLE reduces to standard causal attention. Thus, the performance gains demonstrated in Section 3 can be attributed to the introduction of lookahead keys. A natural follow-up question is whether causal keys are necessary, or if lookahead keys alone suffice.

To investigate this, we construct a variant of CASTLE in which all causal keys are removed. To ensure a fair comparison, we adjust the configurations so that the total parameter count remains the same, as shown in Table 5.

**Table 5** Configurations of CASTLE and its variant without causal keys used in ablation study on causal keys.

CASTLE TYPE	$n_{\text{params}}$	$n_{\text{layers}}$	$d_{\text{model}}$	$n_{\text{heads}}$	$d$
CASTLE	120M	12	768	6	64
CASTLE w/o causal keys	120M	12	768	7	64

The above 2 models are both trained on FineWeb-Edu for 25B tokens for efficiency, using the same learning hyper-parameters with the small models in Section E.1.2. Their training and validation loss and perplexity are presented in Table 6.

**Table 6** Training and validation loss and perplexity of CASTLE and its variant without causal keys. Each model is trained on FineWeb-Edu for 25B tokens.

	Train		Eval	
	Loss	PPL	Loss	PPL
CASTLE	<b>2.913</b>	<b>18.417</b>	<b>2.920</b>	<b>18.541</b>
CASTLE w/o causal keys	3.006	20.213	3.021	20.505

As shown in Table 6, removing causal keys results in a clear degradation in performance. This demonstrates that causal keys are indispensable in CASTLE.

While these results establish the necessity of both causal and lookahead keys, our current formulation in (5) employs a one-to-one pairing of a causal key and a lookahead key. An alternative design could involve grouping multiple causal keys with a single lookahead key, or vice versa. Exploring the optimal ratio between causal keys and lookahead keys is left for future work.

### E.2.2 Ablations on the Number of Keys

As discussed in Section B, when CASTLE uses half as many heads as standard causal attention, its parameter count becomes  $\frac{7}{8}$  of the baseline. To maintain comparable parameter counts, we adjust the number of heads accordingly. However, unlike the baseline where each head corresponds to one key, each head in CASTLE introduces two keys—one causal key and one lookahead key.

This design results in CASTLE models having 16, 18, 18, and 18 keys for the small, medium, large, and XL scales, respectively, compared to the corresponding baselines with 14, 16, 16, and 16 keys (Table 4). Thus, CASTLE naturally uses slightly more keys than its baseline counterparts. A natural question arises: are the observed improvements due to the introduction of lookahead keys, or simply from having more keys overall?

To disentangle this effect, we construct CASTLE variants with only half as many heads as their baselines, ensuring that the total number of keys ( $n_{\text{CausalKeys}} + n_{\text{LookaheadKeys}}$ ) matches the baselines. This adjustment results in CASTLE having a notably smaller parameter count than the baselines.

For efficiency, we train the medium and XL variants on FineWeb-Edu for 25B tokens, using the same hyperparameters as in Section E.1.2. Results are reported in Table 8. Despite having clearly fewer parameters, both CASTLE-M-16 and CASTLE-XL-16 outperform their baselines: CASTLE-M-16 lags behind CASTLE-M by only 0.005 in validation loss, yet surpasses the baseline by 0.026; CASTLE-XL-16 trails CASTLE-XL by 0.008 in validation loss, while exceeding the baseline by 0.032.

These findings confirm that CASTLE’s advantage stems from its mechanism of incorporating lookahead keys, rather than from increasing the number of keys from 16 to 18. This further consolidates the advantage of CASTLE.

**Table 7** Configurations of baseline models, CASTLE, and its variants used in the ablation study on the number of keys. Baseline-M, Baseline-XL, CASTLE-M, and CASTLE-XL follow the same configurations as in Table 4. CASTLE-M-16 and CASTLE-XL-16 are constructed by reducing the number of heads in CASTLE-M and CASTLE-XL, respectively, so that the total number of keys ( $n_{\text{LookaheadKeys}} + n_{\text{CausalKeys}}$ ) matches the number of keys of the corresponding baseline models.

Model Name	$n_{\text{params}}$	$n_{\text{layers}}$	$d_{\text{model}}$	$n_{\text{heads}}$	$n_{\text{LookaheadKeys}} + n_{\text{CausalKeys}}$	$d$
Baseline-M	353M	24	1024 (=16 * 64)	16	16	64
CASTLE-M	351M	24	1024	9	18	64
CASTLE-M-16	340M	24	1024	8	16	64
Baseline-XL	1.310B	24	2048 (=16 * 128)	16	16	128
CASTLE-XL	1.304B	24	2048	9	18	128
CASTLE-XL-16	1.260B	24	2048	8	16	128

**Table 8** Training and validation loss and perplexity of baseline models, CASTLE and CASTLE variants with the same number of keys as the baselines, after training for 25B tokens on FineWeb-Edu. The lowest loss and perplexity are shown in bold, and the second-lowest values are underlined.

	$n_{\text{params}}$	Train		Eval	
		Loss	PPL	Loss	PPL
Baseline-M	353M	2.740	15.483	2.742	15.523
CASTLE-M	351M	<b>2.709</b>	<b>15.018</b>	<b>2.711</b>	<b>15.039</b>
CASTLE-M-16	340M	<u>2.714</u>	<u>15.093</u>	<u>2.716</u>	<u>15.126</u>
Baseline-XL	1.310B	2.548	12.779	2.543	12.723
CASTLE-XL	1.304B	<b>2.507</b>	<b>12.267</b>	<b>2.503</b>	<b>12.219</b>
CASTLE-XL-16	1.260B	<u>2.514</u>	<u>12.349</u>	<u>2.511</u>	<u>12.316</u>

### E.2.3 Ablations on SiLU function in (5)

We examine the role of the SiLU function introduced in (5). For efficiency, ablations are conducted on three model sizes: small (0.16B), medium (0.35B), and large (0.75B). Validation perplexity and downstream evaluation results are reported in Table 9 (0-shot) and Table 10 (5-shot).

Across all scales, the inclusion or exclusion of SiLU yields negligible differences in perplexity. However, models equipped with SiLU consistently achieve higher average accuracy on downstream benchmarks, relative to their counterparts without SiLU. These findings indicate that incorporating SiLU in (5) improves CASTLE’s ability to generalize across tasks.

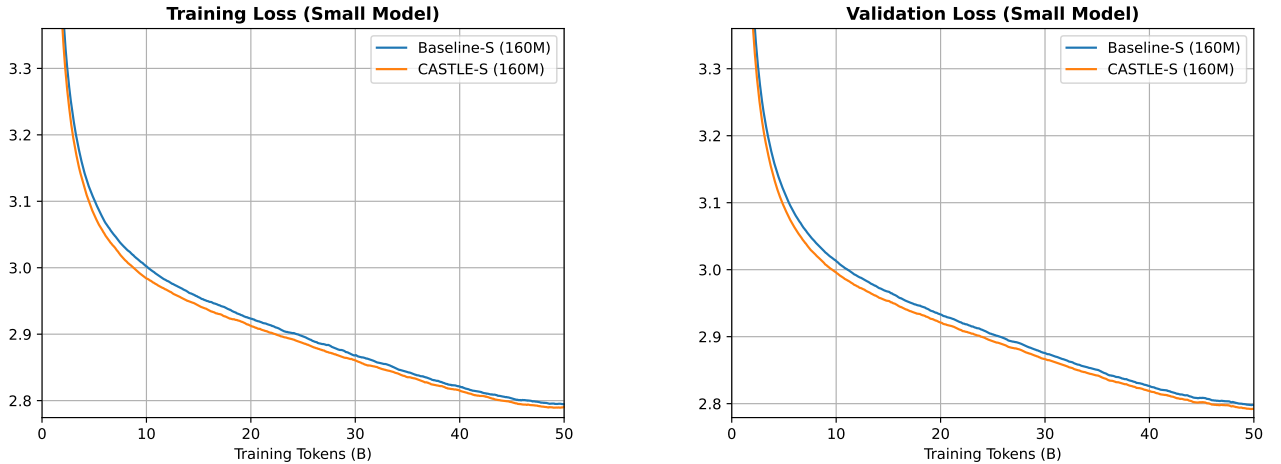
**Table 9** Ablation study on the SiLU function in (5). Validation perplexity and evaluation results (0-shot) for downstream tasks of different model scales are reported.

CASTLE TYPE	PPL	ARC-C	ARC-E	BoolQ	Hella.	MMLU	OBQA	PIQA	Wino.	Avg.
CASTLE-S	16.315	26.19	56.69	59.85	36.28	23.00	31.60	64.25	52.25	43.76
CASTLE-S w/o SiLU	16.333	25.34	56.52	58.32	36.91	23.05	31.20	64.91	52.25	43.56
CASTLE-M	13.665	30.20	61.36	58.01	43.24	25.34	34.60	67.95	52.64	46.67
CASTLE-M w/o SiLU	13.676	29.10	61.95	57.71	43.75	23.47	36.20	68.44	52.17	46.60
CASTLE-L	11.840	32.34	65.15	57.65	47.87	24.51	35.60	70.78	53.51	48.43
CASTLE-L w/o SiLU	11.821	32.76	65.32	55.35	47.72	23.02	35.40	69.86	53.20	47.83

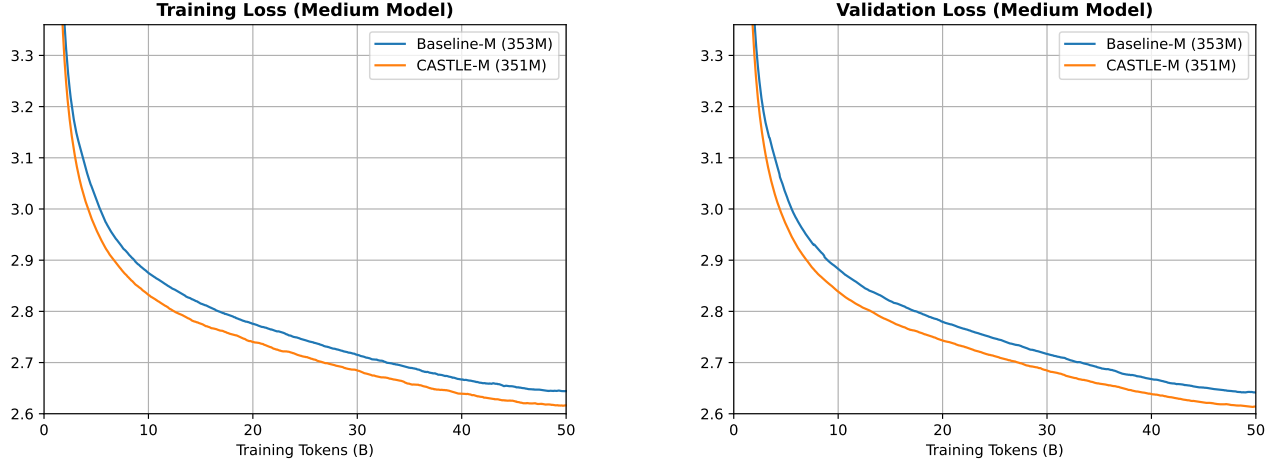
**Table 10** Ablation study on the SiLU function in (5). Evaluation results (5-shot) for downstream tasks of different model scales are reported.

CASTLE TYPE	ARC-C	ARC-E	BoolQ	Hella.	MMLU	OBQA	PIQA	Wino.	Avg.
CASTLE-S	26.02	54.25	57.13	35.24	25.22	29.80	64.53	50.99	42.90
CASTLE-S w/o SiLU	26.54	55.98	49.30	36.63	24.55	29.00	65.34	51.38	42.34
CASTLE-M	32.17	64.06	54.62	43.47	25.22	33.80	69.48	52.49	46.91
CASTLE-M w/o SiLU	31.40	64.14	51.74	44.05	26.09	33.40	68.17	52.09	46.39
CASTLE-L	37.37	67.89	50.95	47.71	26.11	34.20	70.18	54.06	48.56
CASTLE-L w/o SiLU	34.47	64.90	53.46	48.42	25.18	34.80	69.15	56.91	48.41

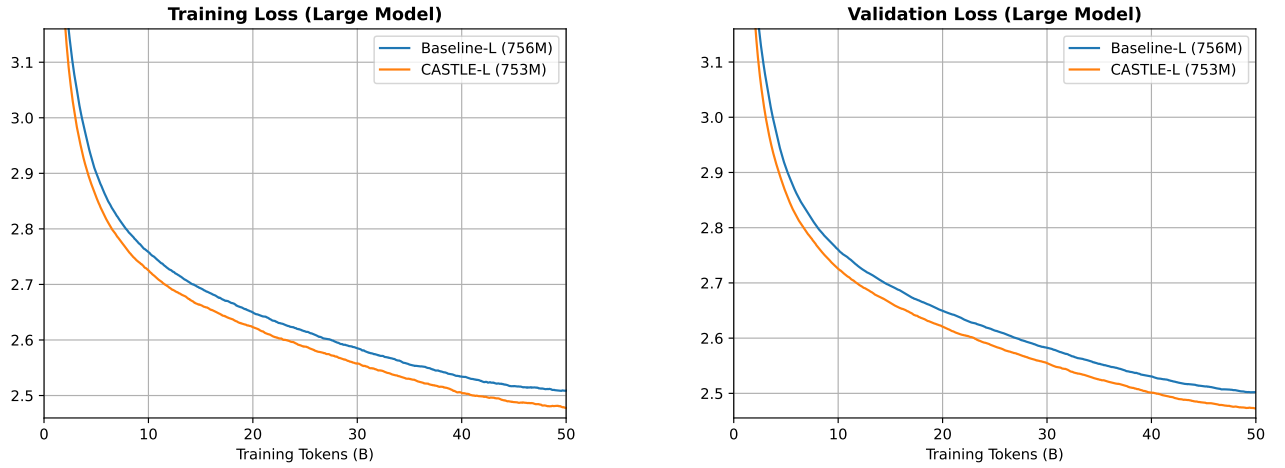
### E.3 Additional Loss Curves



**Figure 7** Training and validation loss curves of small models. Training loss curve is smoothened with a moving window of 2000 training steps. Validation loss is evaluated every 100 training steps on 40M tokens, and its curve is smoothened by a moving window of 20 evaluation intervals. As seen in Table 1 and in comparison with Figure 8, Figure 9 and Figure 5, CASTLE yields only marginal improvements over the baseline on small models. A likely explanation is that this is because the benefit of lookahead keys may lie in helping models capture global dependencies, but small models are capacity-limited and can primarily extract local features, making global relations less useful at this scale.



**Figure 8** Training and validation loss curves of medium models. Training loss curve is smoothened with a moving window of 2000 training steps. Validation loss is evaluated every 100 training steps on 40M tokens, and its curve is smoothened by a moving window of 20 evaluation intervals. After 50B training tokens, CASTLE-M achieves a **0.0294** lower training loss and a **0.0245** lower validation loss compared to Baseline-M.



**Figure 9** Training and validation loss curves of large models. Training loss curve is smoothened with a moving window of 2000 training steps. Validation loss is evaluated every 100 training steps on 40M tokens, and its curve is smoothened by a moving window of 20 evaluation intervals. After 50B training tokens, CASTLE-L achieves a **0.0371** lower training loss and a **0.0356** lower validation loss compared to Baseline-L.