

Bias reduction in g-computation for covariate adjustment in randomized clinical trials

Xin Zhang^{*1}, Lin Liu^{†2}, and Haitao Chu^{‡1,3}

¹*Data Sciences and Analytics, Pfizer Inc.*

²*Institute of Natural Sciences, MOE-LSC, School of Mathematical Sciences, CMA-Shanghai, and SJTU-Yale Joint Center for Biostatistics and Data Science, Shanghai Jiao Tong University*

³*Division of Biostatistics and Health Data Science, University of Minnesota Twin Cities*

Abstract

G-computation is a powerful method for estimating unconditional treatment effects with covariate adjustment in randomized clinical trials. It typically relies on fitting canonical generalized linear models. However, this could be problematic for small sample sizes or in the presence of rare events. Common issues include underestimation of the variance and the potential nonexistence of maximum likelihood estimators. Bias reduction methods are commonly employed to address these issues, including Firth correction which guarantees the existence of corresponding estimates. Yet, their application within g-computation remains underexplored. In this article, we analyze the asymptotic bias of g-computation estimators and propose a novel bias-reduction method that improves both estimation and inference. Our approach performs a debiasing surgery via generalized Oaxaca-Blinder estimators and thus the resulting estimators are guaranteed to be bounded. The proposed debiased estimators use slightly modified versions of maximum likelihood or Firth correction estimators for nuisance parameters. Inspired by the proposed debiased estimators, we also introduce a simple small-sample bias adjustment for variance estimation, further improving finite-sample inference validity. Through extensive simulations, we demonstrate that our proposed method offers superior finite-sample performance, effectively addressing the bias-efficiency tradeoff. Finally, we illustrate its practical utility by reanalyzing a completed randomized clinical trial.

Keywords: Bias reduction, covariate adjustment, Firth correction, g-computation, generalized Oaxaca-Blinder estimator, small-sample bias adjustment

^{*}Corresponding author. Email: xin.zhang6@pfizer.com.

[†]Email: linliu@sjtu.edu.cn

[‡]Email: chux0051@umn.edu

1 Introduction

G-computation (Robins, 1986, Ge et al., 2011) is a powerful method of adjusting for baseline covariates to improve efficiency in the analysis of randomized clinical trials (RCTs). For decades, similar methods have been widely used in epidemiology (regression standardization) and survey sampling (generalized regression). It also bears the name “regression imputation” in the missing data literature. Recently, g-computation has drawn increasing attention from trial statisticians (Van Lancker et al., 2024), and is recommended in a recent regulatory guideline (US Food and Drug Administration, 2023).

G-computation starts with fitting canonical generalized linear models (GLMs). Its performance largely relies on the goodness of fit of those working models. Model fitting with maximum likelihood estimators (MLEs) can be problematic with sparse data, such as small sample sizes (relative to the number of adjusted covariates) or rare events. It often leads to downwardly biased variance estimates due to estimation errors, rendering statistical inference unreliable. This has been demonstrated in numerous simulation studies (e.g., Zhang et al., 2025). In particular, sparse data might result in data separation (Albert and Anderson, 1984, Joshi et al., 2022), and thus MLEs may not exist (i.e., absence of a finite maximum). Even when numerical routines for MLEs do meet convergence criteria, the resulting estimates can have unreasonably large absolute values. Quite importantly, these scenarios are not uncommon in RCTs: e.g., sample sizes of early phase trials are usually small, or placebo response rates may be close to zero.

In the literature, several bias reduction methods have been proposed for parametric models (including GLMs) to improve either point (Cox and Snell, 1968, Cordeiro and McCullagh, 1991) or variance estimation (Mancl and DeRouen, 2001, Fay and Graubard, 2004). Those methods mitigate estimation errors due to small sample sizes by explicitly eliminating all or a portion of the first-order (n^{-1}) bias presented in the MLE. When MLEs do not exist, a particular method called Firth correction (FC) provides a principled method to resolve this issue (Kosmidis and Firth, 2020). FC has been applied to various GLMs (e.g., Heinze and Schemper, 2002, Joshi et al., 2022). While it was initially developed to correct for the first-order bias of MLEs (Firth, 1993), it also solves the data separation issue and achieves better finite-sample performance in the presence of sparse data (Sur, 2019, Kosmidis and Firth, 2020, Joshi et al., 2022).

It is thus appealing to use FC, instead of the MLE, to estimate nuisance parameters in working models for g-computation. The consistency of the resulting estimator and the validity of statistical inference can be justified within the framework of M -estimation (Section 3). As can be seen in a simulation experiment (Figure 1), the FC-based g-computation estimator has better interval coverage probabilities. Unfortunately, such estimators would introduce biases leading to non-negligible underestimation of treatment effects, and thus harm the power of hypothesis testing.

To address the two key challenges in g-computation discussed so far—namely, the underestimation of variability for statistical inference due to overfitting (especially with MLE), and the non-negligible bias introduced by FC—it is indispensable to gain a deeper understanding of the asymptotic bias in g-computation. In this article, we characterize the first-order biases of these estimators and propose a novel bias-reduction approach that improves both estimation accuracy and inference validity. The proposed approach is developed under simple

randomization and does not rely on correctly specified working models (which are apparently restricted to canonical GLMs). The resulting treatment effect estimators are the plugin estimators with the debiased estimators of treatment-specific means, which are guaranteed to be bounded. Those debiased estimators takes the form of generalized Oaxaca-Blinder (gOB) estimators (Guo and Basse, 2023), leveraging nuisance parameters obtained from slightly modified versions of MLE or FC. The corresponding variance estimators are adjusted for small-sample bias through a straightforward modification of influence functions (IFs), using leverage scores from the fitted working models.

The rest of this article is organized as follows. Section 2 introduces g-computation for covariate adjustment in RCTs and bias-reduction methods for GLMs. In Section 3, we evaluate the use of FC to estimate nuisance parameters. The asymptotic bias of g-computation estimators (with MLE or FC) are characterized in Section 4. The proposed debiased estimators (with MLE or FC) for both point and variance estimation are provided in Section 5, and their finite-sample performance is evaluated by simulation experiments. In Section 6, we apply the proposed method to a completed phase 3 randomized trial. Section 7 concludes our article with a discussion of possible extensions. All technical derivations can be found in Appendix A, and the R code for replication purposes is included in Appendix E.

2 Preliminaries

We begin by introducing the notations and assumptions. Here we denote the baseline covariates used for adjustment by W_i , and the treatment arm indicator by A_i , which takes values from 1 (the reference arm) to k (for $k - 1$ tested arms). The true randomization probability for each arm is $\pi_a \in (0, 1)$ and $\sum_{a=1}^k \pi_a = 1$. Let Y_i be the observed outcome under the assigned treatment arm A_i and $Y_i(a)$ denote the potential outcome under the treatment arm a . Throughout this article, $(W_i, Y_i(1), \dots, Y_i(k))$ for $i = 1, \dots, n$ are independent and identically distributed (i.i.d.) draws from a superpopulation distribution \mathbb{P} . We define the observed data vector as $D_i := (Y_i, A_i, W_i^\top)^\top$ and assume simple randomization for treatment assignment. This implies that D_1, \dots, D_n are also i.i.d. samples. Finally, we let $r_{i|a}$ denote the true outcome model of subject i under treatment assignment $A_i = a$, i.e. $r_{i|a} := \mathbb{E}[Y_i(a)|W_i] \equiv \mathbb{E}[Y_i|W_i, A_i = a]$. For theoretical results in this paper, we will silently impose the following regularity assumption on the baseline covariates W_i and outcome Y_i .

Assumption 1. *Y_i has bounded second moment, and W_i has bounded fourth moment.*

2.1 G-computation in RCTs

G-computation relies on fitting GLMs as working models to adjust for baseline covariates. Such working models take the form $m(X_i^\top \beta)$, where β is a p -dimensional nuisance parameter and X_i (of p dimensions) is usually comprised of an intercept, the treatment assignment A_i and the baseline covariates W_i ; X_i may also include interactions between A_i and W_i . Let $m := g^{-1}$ and $g(\cdot)$ is the link function for GLMs. Throughout this article, we only consider GLMs with canonical link functions and treat p as fixed. Besides, we will silently impose the following regularity assumption on the working model $m(\cdot)$.

Assumption 2. *The working model m is non-decreasing, continuously twice-differentiable, with its first and second derivatives denoted as m' and m'' , respectively.*

In most of the classical GLMs encountered in practice, the working model $m(\cdot)$ is non-decreasing.

Let $\hat{\beta}$ be the MLE of β obtained by solving $\sum_{i=1}^n U_i(\beta) \equiv \mathbf{0}_p$, where $U_i(\beta) := \{Y_i - m(X_i^\top \beta)\}X_i$ is the usual score function of canonical GLMs. Write $\hat{m}_i := m(X_i^\top \hat{\beta})$ and $\hat{m}_{i|a} := m(X_{i|a}^\top \hat{\beta})$, where $X_{i|a}$ is defined as X_i but setting $A_i = a$. The g-computation estimator of $\mu_a := \mathbb{E}[Y(a)]$ is $\hat{\mu}_a = n^{-1} \sum_{i=1}^n \hat{m}_{i|a}$, and the one for the unconditional treatment effect $\delta(\mu_a, \mu_b)$ is $\hat{\delta}_{ab} := \delta(\hat{\mu}_a, \hat{\mu}_b)$. For example, $\delta(\mu_1, \mu_2)$ can be $\mu_2 - \mu_1$, μ_2/μ_1 , and etc.

It is worth mentioning that using canonical GLMs as working models ensures the consistency of g-computation even under model misspecification (Freedman, 2008). This is because \hat{m}_i satisfies the so-called “prediction unbiasedness” (Guo and Basse, 2023), i.e.

$$\sum_{i: A_i=a} Y_i \equiv \sum_{i: A_i=a} \hat{m}_i. \quad (1)$$

One commonly used strategy to construct g-computation estimators is to posit a single working model, as described at the beginning of this section, fitted with data pooled from all k treatment arms. An alternative widely-used strategy, with the potential to offer more efficiency gain, is to posit a separate working model for each μ_a , which only fits to data from the corresponding arm (Tsiatis et al., 2008). We call the former approach as the pooled working model and the latter as the stratified working model. In Appendix B.1, we show that our previous formulation with pooled working models also applies to stratified ones.

Statistical inference with g-computation under misspecified working models can be implemented via either the Wald- or score-based method (Zhang et al., 2025). Both methods rely on estimating the variance(-covariance) of $\hat{\mu} := (\hat{\mu}_1, \dots, \hat{\mu}_k)^\top$. This can be obtained using either the influence function (IF) of M -estimators (Stefanski and Boos, 2002) or the efficient IF of the AIPW estimator (Tsiatis et al., 2008), leading to the so-called IF-based variance estimator (Boos and Stefanski, 2013). Following Yuan et al. (2012), we refer to the former one as the *empirical* IF (directly obtained from the empirical sandwich variance matrix) and the latter one as the *theoretical* IF (does not involve the sandwich matrix of $\hat{\beta}$). Let β_0 be the solution to the population score equation $\mathbb{E}[U_i(\beta)] \equiv 0$, $m_i := m(X_i^\top \beta_0)$, $m_{i|a} := m(X_{i|a}^\top \beta_0)$, and $m'_{i|a} := m'(X_{i|a}^\top \beta_0)$. The empirical/theoretical IFs of $\hat{\mu}_a$ are then

$$\psi_i^a = \mathbb{E}[m'_{i|a} \cdot X_{i|a}^\top] \psi_i^\beta + m_{i|a} - \mu_a \quad (2)$$

$$\equiv \frac{I(A_i = a)}{\pi_a} (Y_i - m_i) + m_{i|a} - \mu_a, \quad (3)$$

respectively, where $\psi_i^\beta := B^{-1}U_i$ be the IF of $\hat{\beta}$, with $B := \mathbb{E}[-\nabla U_i(\beta_0)]$ (the subscript β is omitted in the gradient operator), $U_i := U_i(\beta_0) = (Y_i - m_i)X_i$, and $I(\cdot)$ be the indicator function. Zhang et al. (2025, Proposition 1) showed that the above equivalence holds with misspecified parametric working models under simple/stratified randomization, since

$$\mathbb{E}[m'_{i|a} \cdot X_{i|a}^\top] B^{-1} X_i \equiv \frac{I(A_i = a)}{\pi_a}. \quad (4)$$

For the sake of completeness, we provide a proof of (4) in Appendix D.1.

2.2 Bias correction in canonical GLMs

Provided that the model is correctly specified and the i.i.d. assumption holds, the first-order (n^{-1}) bias of MLEs has been studied for general parametric models (Cox and Snell, 1968) and for GLMs (Cordeiro and McCullagh, 1991). Their closed-form formulae are available, which provide explicit debiased estimators of $\hat{\beta}$ but requiring the existence of MLEs. Firth (1993) has proposed an alternative approach to obtain debiased estimators by augmenting the score equation with a penalty term. Let $\tilde{\beta}$ be the estimator of β using Firth correction (FC). For canonical GLMs, the modified score equation reads as $\sum_{i=1}^n \tilde{U}_i + \nabla \log \det(\tilde{B})/2 \equiv \mathbf{0}_p$, where \tilde{U}_i and \tilde{B} denote the empirical versions of U_i and B , respectively. This modified score equation also bears a natural Bayesian interpretation and the solution corresponds to the *maximum-a-posterior* with Jeffrey’s invariant prior (Firth, 1993). It guarantees the boundedness of $\tilde{\beta}$ for certain GLMs (Kosmidis and Firth, 2020), including those with canonical links, provided that the design matrix is of full rank.

Under model misspecification, neither the estimator explicitly debiasing MLEs nor the implicit one using FC ($\tilde{\beta}$) are free of the first-order bias. As both $\hat{\beta}$ and $\tilde{\beta}$ are M -estimators, their asymptotic bias formulae can be directly obtained using the formula provided in Kosmidis and Lunardon (2024) and read as

$$\mathbb{E}(\hat{\beta} - \beta_0) = \underbrace{\frac{1}{2} B^{-1} \nabla \text{tr}(B^{-1} M)}_{=: \mathbf{b}_1(\hat{\beta})} / n + O(n^{-3/2}), \quad (5)$$

$$\mathbb{E}(\tilde{\beta} - \beta_0) = \underbrace{\frac{1}{2} B^{-1} \{ \nabla \text{tr}(B^{-1} M) + \nabla \log \det(B) \}}_{=: \mathbf{b}_1(\tilde{\beta})} / n + O(n^{-3/2}), \quad (6)$$

where $M := \mathbb{E}(U_i^{\otimes 2})$ is the meat matrix. Throughout this paper, we use the conventional notation for the stochastic order ($O_{\mathbb{P}}, o_{\mathbb{P}}$) and non-stochastic order (O, o), equally applicable to scalars, vectors and matrices. Kosmidis and Lunardon (2024) have proposed both explicit and implicit bias reduction methods without requiring correct model specification. The utility of their method in g-computation remains underexplored. Besides, their implicit method does not guarantee the existence of corresponding estimates, which is one of the major hurdles to implement g-computation in practice.

Kosmidis and Lunardon (2024) obtain (5) and (6) using the tensor-based method laid out in McCullagh (2018). For the sake of completeness, we provide a proof of the corresponding bias formulae using just linear algebra by following the method of Cox and Snell (1968) in Appendix D.2, instead of using the more complicated tensor algebra. Note that Cox and Snell (1968) assume that the model is correctly specified, while we do not impose such an assumption, which is too stringent in the context of RCT.

3 G-computation with FC

As indicated in Section 1, small sample sizes or rare events pose significant challenges to the application of g-computation, as 1) canonical GLM working models might fit the data

poorly and 2) the MLEs may not even exist, leading to unreasonably large (in absolute values) estimates (Albert and Anderson, 1984). It is well known that FC could improve the finite-sample performance of GLM model fit when MLEs do not exist and thus resolves the latter issue (Kosmidis and Firth, 2020). Several simulation studies also report that compared with MLE (when they exist), FC has superior finite sample performance under sparse data scenarios (Sur, 2019, Kosmidis and Firth, 2020, Joshi et al., 2022). Therefore, using FC to estimate nuisance parameters is a natural candidate solution to resolve both issues. In this section, we illustrate how FC can be seamlessly integrated into g-computation.

Let $h_{ii}(\boldsymbol{\beta}) := m'(X_i^\top \boldsymbol{\beta}) \cdot X_i^\top \{\sum_{j=1}^n m'(X_j^\top \boldsymbol{\beta}) \cdot X_j X_j^\top\}^{-1} X_i$ be the i th diagonal element of the hat matrix (i.e., the leverage score) from $U_i(\boldsymbol{\beta})$. The Firth's modified score equation is

$$\sum_{i=1}^n U_i(\boldsymbol{\beta}) + \Delta^{(n)}(\boldsymbol{\beta}) = \mathbf{0}_p, \text{ where } \Delta^{(n)}(\boldsymbol{\beta}) := \frac{1}{2} \sum_{i=1}^n h_{ii}(\boldsymbol{\beta}) \cdot \frac{m''(X_i^\top \boldsymbol{\beta})}{m'(X_i^\top \boldsymbol{\beta})} \cdot X_i. \quad (7)$$

Note that for binominal regression with the logit link, $m''(X_i^\top \boldsymbol{\beta})/m'(X_i^\top \boldsymbol{\beta}) = 1 - 2m(X_i^\top \boldsymbol{\beta})$, whereas for Poisson regression with the log link, $m''(X_i^\top \boldsymbol{\beta})/m'(X_i^\top \boldsymbol{\beta}) = 1$. The FC estimator $\tilde{\boldsymbol{\beta}}$ is then obtained by solving $\sum_{i=1}^n U_i(\tilde{\boldsymbol{\beta}}) + \Delta^{(n)}(\tilde{\boldsymbol{\beta}}) = \mathbf{0}_p$. Since $\Delta^{(n)}(\boldsymbol{\beta})$ is of $O_{\mathbb{P}}(1)$, $\sqrt{n}(\tilde{\boldsymbol{\beta}} - \boldsymbol{\beta}_0)$ has the asymptotic normal distribution as $\sqrt{n}(\hat{\boldsymbol{\beta}} - \boldsymbol{\beta}_0)$, i.e. with the same IF $-\boldsymbol{\psi}_i^\beta$ and the same asymptotic variance $-\mathbb{E}(\boldsymbol{\psi}_i^{\beta \otimes 2})$ (Firth, 1993, Kosmidis and Lunardon, 2024).

Write $\tilde{m}_i := m(X_i^\top \tilde{\boldsymbol{\beta}})$ and $\tilde{m}_{i|a} := m(X_{i|a}^\top \tilde{\boldsymbol{\beta}})$, the g-computation estimator of μ_a with FC is then $\tilde{\mu}_a = n^{-1} \sum_{i=1}^n \tilde{m}_{i|a}$ and analogously $\tilde{\delta}_{a,b} := \delta(\tilde{\mu}_a, \tilde{\mu}_b)$ for treatment effect estimation. In contrast to $\hat{\mu}_a$, the prediction unbiasedness (1) no longer holds for $\tilde{\mu}_a$ due to $\Delta^{(n)}(\boldsymbol{\beta})$, as shown in the following lemma.

Lemma 1. *Let $\tilde{h}_{ii} := h_{ii}(\tilde{\boldsymbol{\beta}})$. Then,*

$$\sum_{i: A_i=a} \tilde{m}_i \equiv \sum_{i: A_i=a} Y_i + \frac{1}{2} \sum_{i: A_i=a} \tilde{h}_{ii} \cdot \frac{\tilde{m}_i''}{\tilde{m}_i'} = \sum_{i: A_i=a} Y_i + O_{\mathbb{P}}(1).$$

The proof of Lemma 1 can be found in Appendix A.1. The kind of bias exhibited in Lemma 1 has been previously discussed in Puhre et al. (2017), but its impact on g-computation has not been explored.

Similar to $\hat{\boldsymbol{\mu}}, \tilde{\boldsymbol{\mu}} = (\tilde{\mu}_1, \dots, \tilde{\mu}_k)^\top$ is a partial M -estimator. Fortunately, since $\Delta^{(n)}(\boldsymbol{\beta}) = O_{\mathbb{P}}(1)$, the estimating equation for $(\tilde{\boldsymbol{\mu}}^\top, \tilde{\boldsymbol{\beta}}^\top)^\top$ only differs from that for $(\hat{\boldsymbol{\mu}}^\top, \hat{\boldsymbol{\beta}}^\top)^\top$ with a term of $o_{\mathbb{P}}(n^{-1/2})$. This suggests that, when p is fixed as we have assumed throughout this paper, $\tilde{\boldsymbol{\mu}}$ is still \sqrt{n} -consistent and its asymptotic normal distribution is the same as the one for $\hat{\boldsymbol{\mu}}$ (Stefanski and Boos, 2002, p. 30). Consequently, their variance estimators, test statistics and confidence intervals can be calculated in the same manner, using the corresponding empirical estimates of $\boldsymbol{\psi}_i^a$ based on (2) or (3). Those estimators are also applicable for stratified working models with FC as shown in Appendix B.2.

Since $\tilde{\mu}_a$ is consistent, the extra bias shown in Lemma 1 is negligible for large sample sizes. To illustrate the impact of this bias on g-computation estimators when sample sizes are small, we first present some numerical results from a simulation experiment.

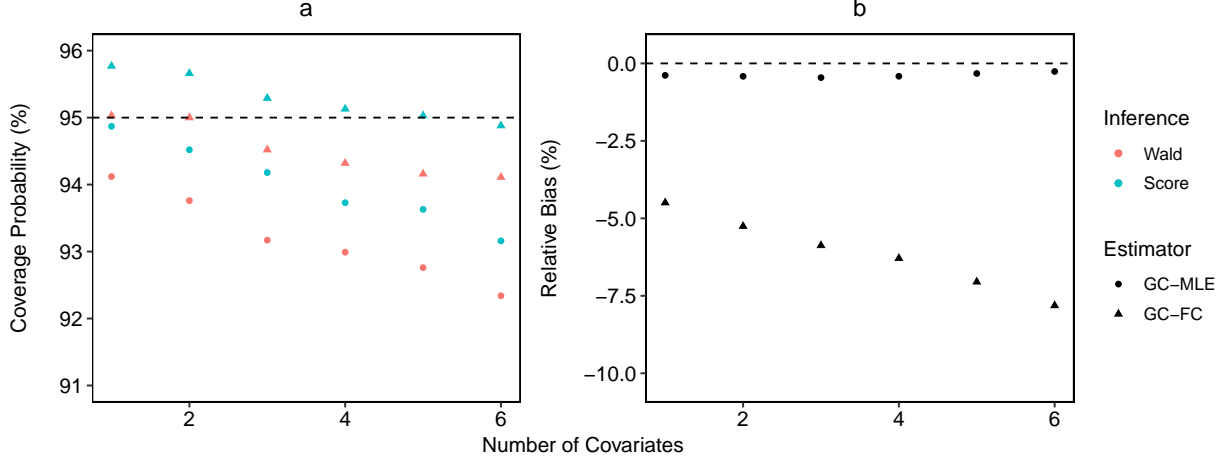


Figure 1: The coverage probability of the 95% confidence interval (a) and the bias of treatment effect estimates (b) for **GC-MLE** ($\hat{\mu}_2 - \hat{\mu}_1$) and **GC-FC** ($\tilde{\mu}_2 - \tilde{\mu}_1$) under a hypothetical trial with 1:1 randomization, sample size $n = 60$, and outcome probabilities $\mu_1 = 25\%$, and $\mu_2 = 60\%$. Both estimators adjust for up to six baseline covariates using a pooled working model (logistic regression), with a maximum of $p = 8$ parameters.

Simulation Experiment I(a) Figure 1 summarizes the results from a simulation experiment to evaluate the finite-sample performance of $\hat{\mu}_2 - \hat{\mu}_1$ (**GC-MLE**) and $\tilde{\mu}_2 - \tilde{\mu}_1$ (**GC-FC**). We consider a hypothetical trial of two arms with 1:1 randomization, a sample size of $n = 60$, and outcome probabilities $\mu_1 = 0.25$ and $\mu_2 = 0.60$. Details of the data generating process are provided in Appendix C.1, and the estimation procedures for the nuisance parameters are described in Appendix C.2. A single logistic regression working model (including a treatment indicator variable), fitted using data pooling from both arms (i.e., a pooled working model), is used for both estimators. The number of baseline covariates for adjustment is up to six. Confidence intervals are constructed by both Wald- and score-based methods.

As expected, **GC-FC**, compared with **GC-MLE**, significantly improves the coverage probabilities for interval estimation (Figure 1a). However, it introduces a non-negligible bias in point estimation (Lemma 1), leading to an underestimation of treatment effects (Figure 1b). Such a bias of **GC-FC** in the negative direction could diminish the power of testing the null hypothesis as illustrated in Figure A.1 (Appendix C.3)

4 Bias Characterization in G-computation

In this section, we characterize the first-order bias of g-computation estimators with MLE ($\hat{\mu}_a$) and FC ($\tilde{\mu}_a$), respectively, under misspecified working models. The assumptions used for the theoretical analyses throughout this article are based on Kosmidis and Lunardon (2024). To begin with, we present the first-order bias formulae for $\hat{\beta}$ and $\tilde{\beta}$, respectively, which are obtained following the results of Kosmidis and Lunardon (2024) for general parametric models (see Section 2.2). The proof of Proposition 1 can be found in Appendix A.2.

Proposition 1. Let $m'_i := m'(X_i^\top \beta_0)$ and $m''_i := m''(X_i^\top \beta_0)$. Under potential model misspecification,

$$\begin{aligned} \mathbf{b}_1(\hat{\beta}) &= -B^{-1} \underbrace{\mathbb{E} [m'_i(Y_i - m_i) \cdot X_i^\top B^{-1} X_i \cdot X_i]}_{=: H_1} - B^{-1} \underbrace{\mathbb{E} \left[\frac{1}{2} m''_i \cdot X_i^\top B^{-1} M B^{-1} X_i \cdot X_i \right]}_{=: H_2}, \\ \mathbf{b}_1(\tilde{\beta}) &= \mathbf{b}_1(\hat{\beta}) + B^{-1} \underbrace{\mathbb{E} \left[\frac{1}{2} m''_i \cdot X_i^\top B^{-1} X_i \cdot X_i \right]}_{=: H_3}. \end{aligned}$$

Assuming that working models are correctly specified, $H_1 \equiv \mathbf{0}_p$, $H_2 \equiv H_3$, and thus $\mathbf{b}_1(\tilde{\beta}) \equiv \mathbf{0}_p$ (Firth, 1993). When they are misspecified, however, the first-order bias in $\tilde{\beta}$ persists.

We now state the main result of this section, which characterizes the asymptotic biases of the g-computation estimators $\hat{\mu}_a$ and $\tilde{\mu}_a$, respectively. They are derived using the second-order stochastic expansion of the corresponding nuisance parameter estimators, further simplified using the relationship indicated in (4). The proof can be found in Appendix A.3.

Theorem 1. Let $m''_{i|a} := m''(X_{i|a}^\top \beta_0)$. Under potential model misspecification, $\mathbb{E}[\hat{\mu}_a - \mu_a] = n^{-1}b_1(\hat{\mu}_a) + O(n^{-3/2})$, where $b_1(\hat{\mu}_a) := b_1^{(1)}(\hat{\mu}_a) + b_1^{(2)}(\hat{\mu}_a)$ with

$$\begin{aligned} b_1^{(1)}(\hat{\mu}_a) &:= -(1 - \pi_a) \mathbb{E} [m'_{i|a} \cdot X_{i|a}^\top B^{-1} X_{i|a} \cdot \{Y_i(a) - m_{i|a}\}], \\ b_1^{(2)}(\hat{\mu}_a) &:= \sum_{b \neq a} \pi_b \mathbb{E} [m'_{i|a} \cdot X_{i|a}^\top B^{-1} X_{i|b} \cdot \{Y_i(b) - m_{i|b}\}]. \end{aligned}$$

In addition, $\mathbb{E}(\tilde{\mu}_a - \mu_a) = n^{-1}b_1(\tilde{\mu}_a) + O(n^{-3/2})$, where $b_1(\tilde{\mu}_a) := b_1^{(1)}(\tilde{\mu}_a) + b_1^{(2)}(\tilde{\mu}_a)$ with $b_1^{(1)}(\tilde{\mu}_a) \equiv b_1(\hat{\mu}_a)$ and

$$b_1^{(2)}(\tilde{\mu}_a) := \frac{1}{2} \mathbb{E} [m''_{i|a} \cdot X_{i|a}^\top B^{-1} X_{i|a}].$$

Remark 1. For stratified working models, we have that $X_{1|a}^\top B^{-1} X_{1|b} \equiv 0$, which implies that $b_1^{(2)}(\hat{\mu}_a) \equiv 0$. On the contrary, for pooled working models, $b_1^{(2)}(\hat{\mu}_a)$ is generally nonzero.

Our proof in Appendix A.3 elucidates the two sources of bias of $\hat{\mu}_a$, through $b_1^{(1)}(\hat{\mu}_a)$ and $b_1^{(2)}(\hat{\mu}_a)$, respectively. The former one is caused by the part of the estimation error in $\hat{\beta}$ (i.e., $-B^{-1}H_1$) carried over through those $\hat{m}_{i|a}$ s under $A_i \neq a$, while the latter one is caused by using those same X_i s under $A_i \neq a$ to estimate both the nuisance parameters and treatment-specific means. It is noteworthy that, thanks to the prediction unbiasedness (1), those $\hat{m}_{i|a}$ s with $A_i = a$ do not contribute to $b_1(\hat{\mu}_a)$. For $\tilde{\mu}_a$, it shares the same two sources (as indicated by $b_1^{(1)}(\tilde{\mu}_a) = b_1(\hat{\mu}_a)$) and has one additional source of bias ($b_1^{(2)}(\tilde{\mu}_a)$), due to the augmented term in (7).

Finally, we analyze the magnitude of $b_1(\hat{\mu}_a)$ and $b_1(\tilde{\mu}_a)$. Recall that $r_{i|a}$ denotes the true outcome model give W_i under $A_i = a$. Apparently, $b_1^{(1)}(\hat{\mu}_a) \equiv 0$ if $m_{i|a} \equiv r_{i|a}$ and $b_1^{(2)}(\hat{\mu}_a) \equiv 0$ if $m_{i|b} \equiv r_{i|b}$ for all $b \neq a$. This indicates that, when working models are correctly specified, $\hat{\mu}_a$ is automatically free of first-order bias regardless of the magnitude of $\mathbf{b}_1(\hat{\beta})$. In contrast, such bias still persists for $\tilde{\mu}_a$ since $b_1(\tilde{\mu}_a) \equiv b_1^{(2)}(\tilde{\mu}_a)$ which is generally nonzero.

Under misspecified working models, we can bound $b_1^{(1)}(\hat{\mu}_a)$, $b_1^{(2)}(\hat{\mu}_a)$ and $b_1^{(2)}(\tilde{\mu}_a)$ as in Proposition 2 below. The proof can be found in Appendix A.4.

Proposition 2. *Recall that p is the dimension of X_i . For pooled working models,*

$$\begin{aligned} |b_1^{(1)}(\hat{\mu}_a)| &\leq c_a(\pi_a^{-1} - 1) \cdot p \cdot \|m_{i|a} - r_{i|a}\|_\infty, \\ |b_1^{(2)}(\hat{\mu}_a)| &\leq c_a^* c_a^{**} \cdot p \cdot \sup_{b \neq a} \|m_{i|b} - r_{i|b}\|_\infty, \\ |b_2^{(2)}(\tilde{\mu}_a)| &\leq c_a(2\pi_a)^{-1} \cdot p \cdot \|m''_{i|a}/m'_{i|a}\|_\infty, \end{aligned}$$

where $c_a, c_a^{**} \in (0, 1)$ and $c_a^* > 0$. Besides, for stratified working models, recalling that p_a is the dimension of $Z_{i|a}$,

$$\begin{aligned} |b_1(\hat{\mu}_a)| &\leq (\pi_a^{-1} - 1) \cdot p_a \cdot \|m_{i|a} - r_{i|a}\|_\infty, \\ |b_1(\tilde{\mu}_a) - b_1(\hat{\mu}_a)| &\leq (2\pi_a)^{-1} \cdot p_a \cdot \|m''_{i|a}/m'_{i|a}\|_\infty. \end{aligned}$$

Proposition 2 suggests that $b_1(\hat{\mu}_a)$ is determined by the bias of the working model from the true model ($\|m_{i|a} - r_{i|a}\|_\infty$) and the degree of freedom of the working model (p). This result implies a trade-off between the misspecification bias and the estimation error. Though introducing a flexible working model with more parameters could potentially reduce the misspecification bias, it will inevitably increase the estimation error through a larger p . At finite sample sizes, all the potential gain via a correctly specified working (including more efficiency gain) model would be compromised by the amplified estimation error.

In addition, $b_1(\hat{\mu}_a)$ can be negligible even under misspecified working models in certain scenarios. For example, when events are rare, say $r_{i|a}$ and $m_{i|a}$ are of $o_{\mathbb{P}}(p^{-1})$, $p \times |m_{i|a} - r_{i|a}|$ also decays to zero. Another occasion is when near perfect data separation for binary outcomes with non-rare events, $r_{i|a}, m_{i|a} \approx$ either 0 or 1 at the same W_i for the majority of individuals and thus $|m_{i|a} - r_{i|a}| \approx 0$.

On the contrary, $b_1(\tilde{\mu}_a)$ is generally nonzero, unless $m''_{i|a}/m'_{i|a} \equiv 0$ for all W_i . This is impossible for the log link since $m''_{i|a}/m'_{i|a} \equiv 1$. For the logit link, this implies that $m_{i|a} \equiv 1/2$, a condition that is unlikely to occur in practice. Moreover, $b_1(\tilde{\mu}_a)$ increases with p . This result holds even under a correctly specified working model, where $\tilde{\beta}$ is free from first-order bias. This phenomenon helps explain the simulation results shown in Figure 1.

5 Methodology: Bias Reduction

In this section, we present debiased estimators for μ_a which are bounded (Section 5.1) and a small-sample bias adjustment for the corresponding variance estimators (Section 5.2). The adjusted variance estimators can also be used for the g-computation without the extra bias reduction surgery. Subsequently, the debiased estimator for the treatment effect, $\delta(\mu_a, \mu_b)$, can be obtained by simply replacing (μ_a, μ_b) with their corresponding debiased estimators.

5.1 Bias correction in treatment-specific mean estimation

A naïve approach to debiasing $\hat{\mu}_a$ or $\tilde{\mu}_a$ is to replace $\hat{\beta}$ or $\tilde{\beta}$ with a corresponding bias-corrected estimator that removes the first-order bias. Such nuisance parameter estimators

can be constructed by explicitly subtracting off the estimated bias, as characterized in Proposition 1. However, the resulting estimators of μ_a do not necessarily eliminate the first order bias of $\hat{\mu}_a$ or $\tilde{\mu}_a$, as presented in Theorem 1. An alternative approach for debiasing is to directly subtract the estimated first-order bias from the corresponding g-computation estimator. However, those estimators are not bounded.

We first consider to obtain an estimator to reduce the bias of $\hat{\mu}_a$. Though such bias is usually negligible as illustrated in the simulation results presented in Figure 1, the strategy we utilize to construct the debiased estimators for $\hat{\mu}_a$ motivates the debiased estimators based on $\tilde{\mu}_a$ and the small-sample bias adjustment for variance estimation.

By leveraging the prediction unbiasedness (1), Guo and Basse (2023) provide an alternative formulation of g-computation estimators, namely as the so-called generalized Oaxaca-Blinder (gOB) estimators. In particular, $\hat{\mu}_a$ can be equivalently represented as

$$\hat{\mu}_a \equiv \frac{1}{n} \left\{ \sum_{i: A_i=a} Y_i + \sum_{i: A_i \neq a} m(X_{i|a}^\top \hat{\beta}) \right\}, \quad (8)$$

which simply replaces those $\hat{m}_{i|a}$ s of $A_i = a$ by Y_i in $\hat{\mu}_a$. This formulation also implies that the bias incurred by $\hat{\beta}$ contributes to the bias of $\hat{\mu}_a$ only through those $\hat{m}_{i|a}$ s with $A_i \neq a$. The following lemma formally demonstrates this property.

Lemma 2. $\mathbb{E}[\hat{m}_{i|a} - \mu_a] = (1 - \pi_a) \cdot \mathbb{E}[\hat{m}_{i|a} - m_{i|a} | A_i \neq a]$.

The proof can be found in Appendix A.5. Building upon the gOB estimator in (8), we now describe our two debiased gOB estimators of μ_a . Let \hat{h}_{ii} and $\hat{\psi}_i^\beta$ be the estimated leverage score and IF of $\hat{\beta}$, respectively, for D_i . The two proposed estimators, denoted by $\hat{\mu}_a^1$ and $\hat{\mu}_a^2$, is obtained by replacing $X_{i|a}^\top \hat{\beta}$ in (8) with $X_{i|a}^\top \hat{\beta}^1$ or $X_{i|a}^\top \hat{\beta}^2$, respectively:

$$\hat{\beta}^1 := \hat{\beta} + \frac{1}{n} \sum_{i=1}^n \hat{h}_{ii} \hat{\psi}_i^\beta, \quad \hat{\beta}^2 := \hat{\beta}^1 - \frac{1}{n} \hat{\psi}_i^\beta. \quad (9)$$

Theorem 2. *With potential model misspecification, $\mathbb{E}[\hat{\mu}_a^1 - \mu_a] = O(n^{-3/2})$ under stratified working models, or $n^{-1}b_1^{(2)}(\hat{\mu}_a) + O(n^{-3/2})$ under pooled working models; and under pooled working models, $\mathbb{E}[\hat{\mu}_a^2 - \mu_a] = O(n^{-3/2})$.*

The proof can be found in Appendix A.6. Under pooled working models, the first-order bias of $\hat{\mu}_a^1$ still persists since the modification of $\hat{\beta}$ through adding $n^{-1} \sum_i \hat{h}_{ii} \hat{\psi}_i^\beta$ only removes $n^{-1}b_1^{(1)}(\hat{\mu}_a)$. To completely remove $n^{-1}b_1(\hat{\mu}_a)$, a further modification is required. Specifically, for each $X_{i|a}$ ($A_i \neq a$), from its associated $\hat{\beta}^1$ we subtract one additional term $n^{-1} \hat{\psi}_i^\beta$.

Both debiased estimators in (9) have limited practical value since the bias of $\hat{\mu}_a$ is typically negligible, as illustrated in Figure 1. More importantly, the formulation we developed for $\hat{\mu}_a^1$ and $\hat{\mu}_a^2$ motivates the debiased estimators of $\tilde{\mu}_a$, which are also bounded. Our next three gOB estimators, denoted by $\tilde{\mu}_a^0$, $\tilde{\mu}_a^1$ and $\tilde{\mu}_a^2$, are then constructed by replacing $X_{i|a}^\top \hat{\beta}$ in (8)

with $X_{i|a}^\top \tilde{\beta}^0$, $X_{i|a}^\top \tilde{\beta}^1$ or $X_{i|a}^\top \tilde{\beta}^2$, respectively:

$$\begin{aligned}\tilde{\beta}^0 &:= \tilde{\beta} - \frac{1}{2n} \tilde{B}^{-1} \sum_{i=1}^n \tilde{h}_{ii} \cdot \frac{\tilde{m}_i''}{\tilde{m}_i'} \cdot X_i, \\ \tilde{\beta}^1 &:= \tilde{\beta}^0 + \frac{1}{n} \sum_{i=1}^n \tilde{h}_{ii} \tilde{\psi}_i^\beta, \quad \tilde{\beta}_i^2 := \tilde{\beta}^1 - \frac{1}{n} \tilde{\psi}_i^\beta.\end{aligned}\tag{10}$$

Theorem 3. *With potential model misspecification, $\mathbb{E}[\tilde{\mu}_a^0 - \mu_a] = n^{-1}b_1^{(1)}(\tilde{\mu}_a) + O(n^{-3/2})$; $\mathbb{E}[\tilde{\mu}_a^1 - \mu_a] = O(n^{-3/2})$ under stratified working models, or $n^{-1}b_1^{(2)}(\tilde{\mu}_a) + O(n^{-3/2})$ under pooled working models; and under pooled working models, $\mathbb{E}[\tilde{\mu}_a^2 - \mu_a] = O(n^{-3/2})$.*

The proof can be found in Appendix A.7. Our first proposal in (10), only removes $n^{-1}b_2^{(2)}(\tilde{\mu}_a)$, which is the bias due to $\Delta^{(n)}(\beta)$ in (7), while the last two proposed estimators are in the same fashion as the two in (9). When p/n is negligible, $n^{-1}b_1^{(1)}(\tilde{\mu}_a) = n^{-1}b_1(\hat{\mu}_a)$ is marginal and $n^{-1}b_2^{(2)}(\tilde{\mu}_a)$ dominates $n^{-1}b_1(\tilde{\mu}_a)$ (Proposition 2). Therefore, $\tilde{\mu}_a^0$ is particularly suitable for low-dimensional settings, which are common in RCTs.

All of our proposed debiased estimators in (9) and (10) are easy to implement as the leverage score, bread matrix, and IF can be directly obtained from the output of fitting a GLM using off-the-shelf software packages. The specific versions for stratified working models are provided in Appendix B.3. For treatment effect estimation, the debiased estimator for $\hat{\delta}$ (resp. $\tilde{\delta}$) can be obtained by simply replacing $\hat{\mu}_a$ (resp. $\tilde{\mu}_a$) with $\hat{\mu}_a^1$ or $\hat{\mu}_a^2$ (resp. $\tilde{\mu}_a^0$, $\tilde{\mu}_a^1$, or $\tilde{\mu}_a^2$). For statistical inference with large sample sizes, variance estimation can be implemented in a manner similar to that for $\hat{\delta}$ (resp. $\tilde{\delta}$), only replacing $\hat{\mu}$ (resp. $\tilde{\mu}$) with $\hat{\mu}^1$ or $\hat{\mu}^2$ (resp. $\tilde{\mu}^0$, $\tilde{\mu}^1$, or $\tilde{\mu}^2$) (Kosmidis and Lunardon, 2024). Since only estimates for μ (not β) are corrected for bias reduction, $\tilde{\beta}$ and $\tilde{\beta}$ can still be used in variance estimation for those debiased estimator for μ through the *empirical* IF (2). A more convenient approach is to utilize the *theoretical* IF (3), evaluated at the corresponding nuisance parameter estimator provided in (9) and (10). When sample sizes are small, however, such variance estimators are expected to underestimate the true variability.

Simulation Experiment I(b) The Figure 2a summarizes the results from a simulation experiment to evaluate the bias of one of the proposed estimators to estimate $\mu_2 - \mu_1$, denoted by **gOB-FC(C0)** ($\tilde{\mu}_2^0 - \tilde{\mu}_1^0$). We compare them with **GC-MLE** and **GC-FC**, which have been studies in Figure 1, with data simulated under the same hypothetical trial. In addition, we increase the number of adjusted baseline covariates to up to ten. We also evaluate the biases of all of the proposed estimators in (9) and (10), and the results are provided in Appendix C.3 (Figure A.2a).

As we expected, **gOB-FC(C0)** has significantly less bias than that of **GC-FC**, which is now comparable with the one of **GC-MLE**. Similar to **gOB-FC(C0)**, the rest of the proposed estimators pose marginal biases (relative values within $\pm 1\%$) (Figure A.2a).

Figure 2b summarizes the coverage probabilities of interval estimation of the three estimators. For **gOB-FC(C0)**, the variance estimation is based on the *theoretical* IF. As we expected, the debiased estimator fail in improving the coverage probability to restore

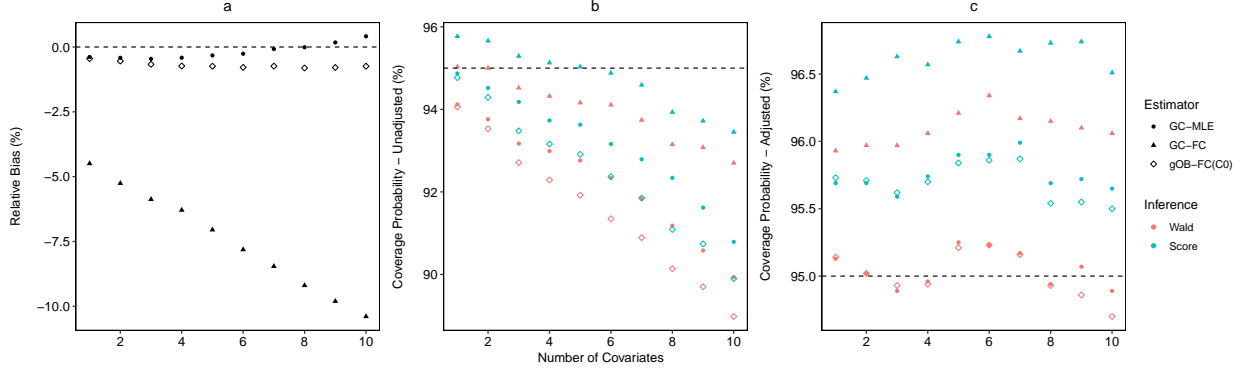


Figure 2: The bias of treatment effect estimates (a) and the coverage probability of the 95% confidence intervals (b & c) for two g-computation estimators: **GC-MLE** ($\hat{\mu}_2 - \hat{\mu}_1$), **GC-FC** ($\tilde{\mu}_2 - \tilde{\mu}_1$), and the debiased gOB estimator: **gOB-FC(C0)** ($\tilde{\mu}_2^0 - \tilde{\mu}_1^0$). The results are based on the same hypothetical trial setting as Figure 1 ($n = 60, \mu_1 = 25\%, \mu_2 = 60\%$). All estimators adjust for up to ten baseline covariates using a pooled working model (logistic regression), with a maximum of $p = 12$ parameters, thus $p/n \leq 0.2$. Interval estimation is performed using both unadjusted (b) and small-sample bias adjusted (c) variance estimators.

the nominal level since the its variance estimation does not account for estimation errors. This suggest that the small-sample bias adjustment for variance estimation is critical for statistical inference using the proposed debiased estimators.

5.2 Small-sample bias adjustment for variance estimation

The proposed small-sample bias adjustment for variance estimation is motivated by the gOB estimator with $\hat{\beta}^1$ in (9). Specifically, $\hat{\beta}^1$ can be treated as an alternative estimator of the nuisance parameter (β_0), as $\hat{\beta}^1 = \hat{\beta} + O_{\mathbb{P}}(n^{-1})$. This suggests that variance estimation for $\hat{\mu}_a^1$ can be improved by accounting for the difference between $\hat{\beta}^1$ and $\hat{\beta}$. In the following, we propose a simple small-sample bias adjustment by leveraging this difference via the linearization method (Deville, 1999), which can also be applied for variance estimation of $\hat{\mu}$ and $\hat{\mu}^2$. Analogously, such small-sample bias adjustment can also be constructed for FC-based estimators ($\hat{\mu}^1$), which is also applicable for variance estimation of $\tilde{\mu}^0$ and $\tilde{\mu}^2$.

The linearization method for variance estimation of an estimator relies on deriving its *linearized variable*. In the following theorem, we show that both $\hat{\mu}_a^1$ and $\tilde{\mu}_a^1$ can be written in terms of the same linearized variable. The proof can be found in Appendix A.8.

Theorem 4. *Under potential model misspecification, $\hat{\mu}_a^1 = n^{-1} \sum_{i=1}^n \ell_i(\hat{\mu}_a^1) + o_{\mathbb{P}}(n^{-1/2})$ and $\tilde{\mu}_a^1 = n^{-1} \sum_{i=1}^n \ell_i(\tilde{\mu}_a^1) + o_{\mathbb{P}}(n^{-1/2})$, where $\ell_i(\hat{\mu}_a^1) = \ell_i(\tilde{\mu}_a^1) = \pi_a^{-1} I(A_i = a)(Y_i - m_i) \cdot (1 + \bar{h}_{ii}) + m_{i|a} - \mu_a$, and $\bar{h}_{ii} := n^{-1} m_i' X_i^\top B^{-1} X_i$.*

The above *linearized variable* is related with the theoretical IF presented in (3), except that the first term in (3) is multiplied by $1 + \bar{h}_{ii}$ (and thus its expectation is nonzero). It is noteworthy that $\ell_i(\hat{\mu}_a^1)$ can be also written as $\mathbb{E}[m_{1|a}' \cdot X_{1|a}^\top] \psi_i^\beta \cdot (1 + \bar{h}_{ii}) + m_{i|a} - \mu_a$. This alternative formulation is related with the empirical IF presented in (3), except that ψ^β in

(3) is replaced by $(1 + \bar{h}_{ii}) \cdot \psi^\beta$. In fact, in Appendix A.8, $\ell_i(\hat{\mu}_a^1)$ is developed from this formulation. The additional term (i.e., $\bar{h}_{ii}\psi_i^\beta$) accounts for the difference between $\hat{\beta}^1$ and $\hat{\beta}$.

With estimated *linearized variables*, variance estimation for $\hat{\mu}^1$ and $\tilde{\mu}^1$ is convenient to implement in the same manner as the IF-based variance estimator. Let ℓ_i^* be an estimated *linearized variable* (w.r.t. D_i) for an estimator of μ . The corresponding variance estimator is then formally written as

$$\frac{1}{n(n-1)} \sum_{i=1}^n \left(\ell_i^* - \frac{1}{n} \sum_{j=1}^n \ell_j^* \right)^{\otimes 2}, \quad (11)$$

which is the sample variance of ℓ_i^* scaled by $1/n$ (Dewille, 1999). In addition, Theorem 4 and (11) are applicable to $\hat{\mu}$, $\hat{\mu}^2$, $\tilde{\mu}$, $\tilde{\mu}^0$, and $\hat{\mu}^2$, since all of these estimators share the same asymptotic normal distribution. In the following, we provide the formulae for the estimated *linearized variables* for $\hat{\mu}$ and $\tilde{\mu}^0$, respectively. The one for $\hat{\mu}$ is $\hat{\ell}_i := (\hat{\ell}_i(\hat{\mu}_1), \dots, \hat{\ell}_i(\hat{\mu}_k))^\top$ where $\hat{\ell}_i(\hat{\mu}_a) = \hat{\pi}_a^{-1} I(A_i = a)(Y_i - \hat{m}_i) \cdot (1 + \hat{h}_{ii}) + \hat{m}_{i|a} - \hat{\mu}_a$. Analogously the one for $\tilde{\mu}^0$ is $\tilde{\ell}_i^0 = (\tilde{\ell}_i(\tilde{\mu}_1^0), \dots, \tilde{\ell}_i(\tilde{\mu}_k^0))^\top$, where $\tilde{\ell}_i(\tilde{\mu}_a^0) = \hat{\pi}_a^{-1} I(A_i = a)(Y_i - \tilde{m}_i^0) \cdot (1 + \tilde{h}_{ii}) + \tilde{m}_{i|a}^0 - \tilde{\mu}_a^0$, with $\tilde{m}_i^0 = m(X_i^\top \tilde{\beta}^0)$ and $\tilde{m}_{i|a}^0 = m(X_{i|a}^\top \tilde{\beta}^0)$.

The proposed adjusted variance estimators are as easy to implement as the standard IF-based variance estimators. It only modifies the first term in the estimated theoretical IF (3) by a multiplier, which is simply one plus the leverage score. This multiplier accounts for the estimation error in the estimated nuisance parameter, which contributes to the overall estimation error in g-computation estimators.

Remark 2. *Our proposal for small-sample bias adjustment is closely related to the well-known HC3 correction (Long and Ervin, 2000, Mancl and DeRouen, 2001). The multiplier in HC3 can be written as a geometric series, $(1 - \hat{h}_{ii})^{-1} = 1 + \hat{h}_{ii} + \hat{h}_{ii}^2 + \hat{h}_{ii}^3 + \dots$, provided that $\hat{h}_{ii} < 1$. The first two terms in this geometric series exactly constitute the multiplier in our proposal.*

Simulation Experiment I(c) Figure 2c summarizes the coverage probabilities of interval estimation using **GC-MLE**, **GC-FC**, and **GC-FC(C0)** with the proposed adjusted variance estimators. They are significantly improved to close to or above the nominal level. In particular, the coverage probabilities for **GC-MLE** and **gOB-FC(C0)** under Wald-based confidence intervals, in general, become the two closest to the nominal level especially when increasing number of adjusted covariates. Even when adjusting for ten baseline covariates, the coverage probabilities, with the Wald confidence intervals, remain close to the nominal level. Moreover, the proposed adjusted variance estimators maintain coverage probabilities with minimal loss of power, as illustrated in Figure A.1 (Appendix C.3), while GC-FC fails.

Figure 3 summarizes the relative efficiency improvement (compared to the unadjusted estimator) of **GC-MLE**, and **gOB-FC(C0)**, when adjusting for four, seven, and ten baseline covariates, respectively, in simulated trials subject to potential *separation*. Specifically, for each set of adjusted covariates, we selected simulated trials where $\max_r |\hat{\beta}_r|$ fall within the top 10% across all simulations, as large values of $|\hat{\beta}_r|$ often indicate data separation. The

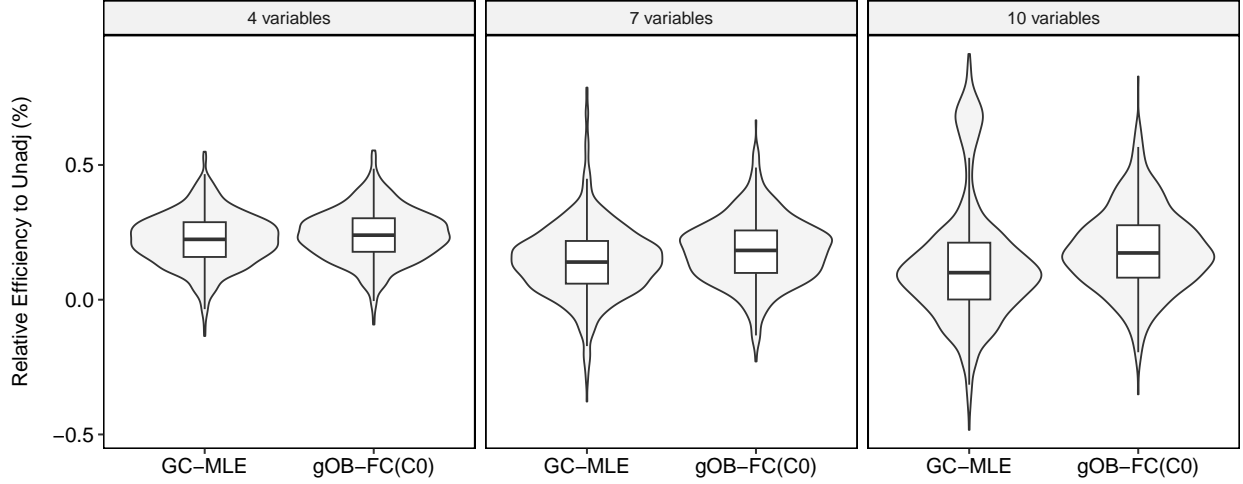


Figure 3: The relative efficiency improvement of **GC-MLE** ($\hat{\mu}_2 - \hat{\mu}_1$) and **gOB-FC(C)** ($\tilde{\mu}_2^0 - \tilde{\mu}_1^0$) is evaluated under the same hypothetical trial scenario as in Figure 1 ($n = 60, \mu_1 = 25\%, \mu_2 = 60\%$), but restricted to those simulated trials that experience potential *separation*. All estimators use a pooled working model (logistic regression) to adjust for four, seven and ten baseline covariates. For each simulated trial, the relative efficiency improvement is calculated as one minus the ratio between the estimated variance with small-sample bias adjustment, for each of the aforementioned three estimators, to the estimated variance of the corresponding unadjusted estimator.

likelihood of data separation increases with the number of covariates adjusted for. With the proposed small-sample bias adjustment, **gOB-FC(C0)** demonstrates substantially higher efficiency than **GC-MLE**, particularly when more covariates are included. These results highlight the superior performance of the debiased gOB estimators in low to moderate dimensional settings affected by data separation.

Finally, we conduct a simulation experiment to evaluate the finite-sample performance of the proposed debiased estimators with stratified working models adjusting for baseline covariates of moderately high dimensions. The small-sample bias adjusted variance estimators are used for interval estimation. See Appendix C.4 for the details.

6 Application

CTN-03 study (Ling et al., 2009) was a RCT to compare two taper schedules following a period of physiological stabilization on buprenorphine for opioid dependent individuals. In this trial, participants were randomized at a 1:1 ratio to receive either a 28-day or a 7-day taper. We define the former intervention arm as the control arm, and the latter as the treatment arm. The randomization was stratified by the maintenance dose (8, 16, and 24 mg). The objective of the statistical analysis was to compare the proportion of participants with opioid-free urine specimens at the end of the taper period between the two taper conditions.

We perform two analyses for this trial to illustrate the utility of our proposed estimators. The first analysis is based on the full population. A g-computation estimator with a

Estimator	Adjusted	RD (%)	SE (%)	RE _i (%)	95% CI (%)
Unadj	NA	14.04	4.21	NA	5.79, 22.28
GC-MLE	N	12.06	3.84	16.57	4.53, 19.59
GC-MLE	Y	12.06	4.04	7.63	4.13, 19.98

Table 1: Summary of the full population analysis ($n = 516$) for the CTN-03 study: Unadj = the unadjusted method; GC-MLE = g-computation estimator with a stratified working model (logistic regression) adjusting seven baseline covariates; Adjusted = small-sample bias adjustment; RD = risk difference; SE = standard error; RE_i = relative efficiency improvement to Unadj (one minus the ratio between the two variance estimates).

stratified working model is used to adjust as many variables as possible, with the intension to maximize the efficiency gain. This analysis includes a total of 516 participants, with 261 in the control arm and 255 in the treatment arm. For each arm, a logistic regression is used to adjust for the baseline covariates of age (continuous), sex (2 levels), race (5 levels), stratification factor (3 levels), opioid urine toxicology level (2 levels), Adjective Rating Scale for Withdrawal (ARSW) Score (continuous) and Clinical Opiate Withdrawal Scale (COWS) Score (continuous). Those baseline covariates along with an intercept constitute 12 variables in each logistic regression. The purpose of this analysis is to illustrate the underestimation of true variability of the standard IF-based variance estimator.

The second analysis is based on a subgroup with the maintenance dose of 8 mg, which includes only 48 participants (26 for the control arm and 22 for the treatment arm). Implementing g-computation for this subgroup analysis is challenging due to the small sample size with potential data separation. Even using a pooled working model with a logistic regression to adjust for one covariate (baseline opioid urine toxicology level) lead to an unreasonably large absolute estimated value (-18.6765) for its associated regression coefficient. It suggests potential data *separation*, which is further confirmed via **detectseparation** package (Kosmidis et al., 2022). Consequently, covariate adjustment is impossible without using FC. We only consider a logistic regression adjusting for the baseline variables of opioid urine toxicology level and ARSW Score. The purpose of this analysis is to illustrate utility of **gOB-FC(C0)** when data separation is presented.

Table 1 displays the results of the full population from both the unadjusted analysis and **GC-MLE**. We presents the estimated standard errors for **GC-MLE** without and with small-sample adjustment. The one using the standard IF-based (using (3)) variance estimator leads to 16.57% increase in relative efficiency. However, more than half of this improvement is due to the underestimation of the true variability, as illustrated by the adjusted variance estimator, providing 7.63% gain in efficiency.

Table 2 displays the results of the subgroup from both the unadjusted analysis and **gOB-FC(C0)**. With FC, covariate adjustment is feasible now offering 8.41% improvement in relative efficiency.

Estimator	Adjusted	RD (%)	SE (%)	RE _i (%)	95% CI (%)
Unadj	NA	23.78	13.95	NA	-3.57, 51.12
gOB-FC(C0)	Y	22.73	13.35	8.41	-3.43, 48.90

Table 2: Summary of a subgroup analysis ($n = 48$) for the CTN-03 study: Unadj = the unadjusted method; gOB-FC(C0) = debiased gOB estimator using $\tilde{\beta}^0$ with a pooled logistic regression for both arm adjusting for two baseline covariates; Adjusted = small-sample bias adjustment; RD: risk difference; SE = standard error; RE_i = relative efficiency improvement to Unadj (one minus the ratio between the two variance estimates).

7 Discussion

In this article, we present a new bias-reduction approach, that refines the use of both MLE and FC for estimating nuisance parameters, enhancing both estimation (especially when using FC) and inference (for both MLE and FC). In particular, the proposed debiased estimators take the form of gOB estimators and are guaranteed to be bounded. Our approach is easy to implement, requiring only minor modifications to standard point and variance estimators. Simulation experiments, designed to mimic scenarios where conventional g-computation estimators fail, demonstrate the superior finite-sample performance of the proposed approach. In particular, equipped with the adjusted variance estimator, the standard g-computation estimator and the debiased gOB estimator using $\tilde{\beta}^0$ in (9) improve power while maintaining nominal interval coverage, in settings where p/n approaches or even exceed 10%. These results underscore the flexibility of our method in incorporating baseline covariates for adjusted analysis via g-computation in typical RCT settings.

The debiased gOB estimators based on MLE are proposed aiming to motivate the FC-based debiased estimators and the small-sample bias adjustment in variance estimation. Our simulation results show that their practical benefit appears limited. While the bias of MLE-based g-computation is negligible when p/n is small, a non-negligible p/n induces instability in nuisance parameter estimation, compromising the effectiveness of bias correction. Those FC-based ones straightly address the issue of nonexistence of MLEs in fitting working models. The last two estimators in (10) fully correct the first-order bias under pooled and stratified working models, respectively, while the first one only corrects the bias introduced by the augmented term in (7). Our simulation results show that, when $p/n \leq 0.2$, they perform similarly in reducing the bias, while the one using $\tilde{\beta}^0$ has better performance for its (Wald) confidence interval (with the adjusted variance estimator).

To address the persistent issue of underestimated variability in finite samples, we further propose a small-sample bias adjustment for variance estimation. This correction is particularly effective for MLE-based g-computation. With our proposed adjustment, researchers can more safely adjust for a larger set of prognostic covariates, thereby maximizing efficiency gains while preserving valid inference.

To address the persistent issue of underestimated variability, we further propose a small-sample bias adjustment for variance estimation. This correction is particularly effective for MLE-based g-computation. With this adjustment, researchers can more safely adjust

for a sufficient number of prognostic covariates, thereby maximizing efficiency gains while preserving valid inference. For those FC-based estimators, our simulation results show that, when $p/n \leq 0.2$, the adjusted Wald confidence interval for the one using $\tilde{\beta}^0$ is closest to the nominal rate. The one with $\tilde{\beta}^1$ performs similar to the $\tilde{\beta}^0$ one at the beginning, but starts to undercover when p/n is increasing. The one with $\tilde{\beta}^2$ generally yields wider confidence intervals, which appear overly conservative and may reduce the practical utility. Our theoretical analysis is restricted to the fixed-dimensional setting. Although beyond the scope of our current paper, it is an interesting question to make a tradeoff precise for working models, between the misspecification bias and the degree of freedom (Proposition 2), by considering the asymptotic regime where p also diverges with the sample size n (Sur, 2019, Zhao et al., 2024), which we leave to future work.

Acknowledgments

The authors would like to thank Linbo Wang, Qingyuan Zhao, and participants of the 2025 Annual Causal Inference Meeting in China for helpful discussions. The CTN-03 study dataset used in this article to illustrate our proposed method is available at <https://datashare.nida.nih.gov/study/nida-ctn-0003>. Lin Liu is supported by NSFC Grant No. 12471274 and 12090024.

References

- Albert, A. and Anderson, J. A. (1984). On the existence of maximum likelihood estimates in logistic regression models. *Biometrika*, 71(1):1–10.
- Boos, D. D. and Stefanski, L. A. (2013). Jackknife. In *Essential Statistical Inference: Theory and Methods*, volume 120, pages 385–411. Springer New York.
- Cordeiro, G. M. and McCullagh, P. (1991). Bias correction in generalized linear models. *Journal of the Royal Statistical Society Series B: Statistical Methodology*, 53(3):629–643.
- Cox, D. R. and Snell, J. E. (1968). A general definition of residuals. *Journal of the Royal Statistical Society: Series B (Methodological)*, 30(2):248–265.
- Deville, J.-C. (1999). Variance estimation for complex statistics and estimators: Linearization and residual techniques. *Survey Methodology*, 25(2):193–204.
- Fay, M. P. and Graubard, B. I. (2004). Small-sample adjustments for Wald-type tests using sandwich estimators. *Biometrics*, 57(4):1198–1206.
- Firth, D. (1993). Bias reduction of maximum likelihood estimates. *Biometrika*, 80(1):27–38.
- Freedman, D. A. (2008). Randomization does not justify logistic regression. *Statistical Science*, 23(2):237–249.

- Ge, M., Durham, K. L., Meyer, D. R., Xie, W., and Thomas, N. (2011). Covariate-adjusted difference in proportions from clinical trials using logistic regression and weighted risk differences. *Drug information journal : DIJ / Drug Information Association*, 45(4):481–493.
- Guo, K. and Basse, G. (2023). The generalized Oaxaca-Blinder estimator. *Journal of the American Statistical Association*, 118(541):524–536.
- Heinze, G. and Schemper, M. (2002). A solution to the problem of separation in logistic regression. *Statistics in Medicine*, 21(16):2409–2419.
- Joshi, A., Geroldinger, A., Jiricka, L., Senchaudhuri, P., Corcoran, C., and Heinze, G. (2022). Solutions to problems of nonexistence of parameter estimates and sparse data bias in Poisson regression. *Statistical Methods in Medical Research*, 31(2):253–266.
- Kosmidis, I. (2023). `brglm2`: Bias reduction in generalized linear models. <https://CRAN.R-project.org/package=brglm2> (accessed Aug 20, 2025).
- Kosmidis, I. and Firth, D. (2020). Jeffreys-prior penalty, finiteness and shrinkage in binomial-response generalized linear models. *Biometrika*, 108(1):71–82.
- Kosmidis, I. and Lunardon, N. (2024). Empirical bias-reducing adjustments to estimating functions. *Journal of the Royal Statistical Society Series B: Statistical Methodology*, 86(1):62–89.
- Kosmidis, I., Schumacher, D., and Schwendinger, F. (2022). `detectseparation`: Detect and check for separation and infinite maximum likelihood estimates. <https://CRAN.R-project.org/package=detectseparation> (accessed Aug 20, 2025).
- Ling, W., Hillhouse, M., Domier, C., Doraimani, G., Hunter, J., Thomas, C., Jenkins, J., Hasson, A., Annon, J., Saxon, A., et al. (2009). Buprenorphine tapering schedule and illicit opioid use. *Addiction*, 104(2):256–265.
- Long, J. S. and Ervin, L. H. (2000). Using heteroscedasticity consistent standard errors in the linear regression model. *The American Statistician*, 54(3):217–224.
- MacRae, E. C. (1974). Matrix derivatives with an application to an adaptive linear decision problem. *The Annals of Statistics*, 2(2):337–346.
- Mancl, L. A. and DeRouen, T. A. (2001). A covariance estimator for GEE with improved small-sample properties. *Biometrics*, 57(1):126–134.
- McCullagh, P. (2018). *Tensor methods in statistics: Monographs on statistics and applied probability*. Chapman and Hall/CRC.
- Puhr, R., Heinze, G., Nold, M., Lusa, L., and Geroldinger, A. (2017). Firth’s logistic regression with rare events: Accurate effect estimates and predictions? *Statistics in Medicine*, 36(14):2302–2317.

- Rilstone, P. (2024). On the relationship between higher-order stochastic expansions, influence functions and U-statistics for M-estimators. *Communications in Statistics - Theory and Methods*, 53(6):2103–2121.
- Robins, J. (1986). A new approach to causal inference in mortality studies with a sustained exposure period—Application to control of the healthy worker survivor effect. *Mathematical Modelling*, 7(9-12):1393–1512.
- Stefanski, L. A. and Boos, D. D. (2002). The calculus of M -estimation. *The American Statistician*, 56(1):29–38.
- Sur, P. (2019). *A Modern Maximum Likelihood Theory for High-dimensional Logistic Regression*. PhD thesis, Stanford University.
- Tsiatis, A. A., Davidian, M., Zhang, M., and Lu, X. (2008). Covariate adjustment for two-sample treatment comparisons in randomized clinical trials: A principled yet flexible approach. *Statistics in Medicine*, 27(23):4658–4677.
- US Food and Drug Administration (2023). Adjusting for covariates in randomized clinical trials for drugs and biological products. <https://www.fda.gov/media/148910/download> (accessed Aug 20, 2025).
- Van Lancker, K., Bretz, F., and Dukes, O. (2024). Covariate adjustment in randomized controlled trials: General concepts and practical considerations. *Clinical Trials*, 21(4):399–411.
- Yuan, S., Zhang, H. H., and Davidian, M. (2012). Variable selection for covariate-adjusted semiparametric inference in randomized clinical trials. *Statistics in Medicine*, 31(29):3789–3804.
- Zhang, X., Chu, H., Liu, L., and Roychoudhury, S. (2025). A robust score test in g-computation for covariate adjustment in randomized clinical trials leveraging different variance estimators via influence functions. *Statistics in Medicine*, 44(7):e70080.
- Zhao, S., Wang, X., Liu, L., and Zhang, X. (2024). Covariate adjustment in randomized experiments motivated by higher-order influence functions. <https://arxiv.org/pdf/2411.08491> (accessed Aug 20, 2025).

Appendices

A Main Proofs

A.1 Proof of Lemma 1

From the modified score equation $\sum_i U_i(\tilde{\boldsymbol{\beta}}) + \Delta^{(n)}(\tilde{\boldsymbol{\beta}}) \equiv \mathbf{0}_p$, we have that

$$\sum_{i=1}^n (Y_i - \tilde{m}_i) X_i + \frac{1}{2} \sum_{i=1}^n \tilde{h}_{ii} \tilde{m}_i'' / \tilde{m}_i' \cdot X_i \equiv \mathbf{0}_p.$$

Since $I(A_i = a)$ is one element in X_i ,

$$\begin{aligned} & \sum_{i=1}^n I(A_i = a)(Y_i - \tilde{m}_i) + \frac{1}{2} \sum_{i=1}^n I(A_i = a) \tilde{h}_{ii} \tilde{m}_i'' / \tilde{m}_i' \equiv 0 \\ \implies & \sum_{i: A_i=a} (Y_i - \tilde{m}_i) + \frac{1}{2} \sum_{i: A_i=a} \tilde{h}_{ii} \tilde{m}_i'' / \tilde{m}_i' \equiv 0 \\ \implies & \sum_{i: A_i=a} \tilde{m}_i \equiv \sum_{i: A_i=a} \left(Y_i + \frac{1}{2} \tilde{h}_{ii} \tilde{m}_i'' / \tilde{m}_i' \right). \end{aligned}$$

To complete the proof, we show that $h_{ii}(\boldsymbol{\beta}) = O_{\mathbb{P}}(n^{-1})$. Under Assumptions 1 and 2 with p fixed, it is not difficult to see that $\mathbb{E}[h_{ii}(\boldsymbol{\beta})] \lesssim p/n = O(n^{-1})$. Furthermore, by similar arguments, $\mathbb{E}[h_{ii}(\boldsymbol{\beta})^2] \lesssim p^2/n^2 = O(n^{-2})$. Combing the above results, we have that $h_{ii}(\boldsymbol{\beta}) = O_{\mathbb{P}}(p/n) = O_{\mathbb{P}}(n^{-1})$, and thus $n\tilde{h}_{ii} = O_{\mathbb{P}}(1)$. Above all,

$$\frac{1}{n} \sum_{i: A_i=a} n\tilde{h}_{ii} \tilde{m}_i'' / \tilde{m}_i' = O_{\mathbb{P}}(1),$$

which completes the proof.

A.2 Proof of Proposition 1

The r th element of $B\mathbf{b}_1(\hat{\boldsymbol{\beta}})$ is $\nabla_r \text{tr}(B^{-1}M)/2$, which, according to (39), can be written as

$$\text{tr} \left(B^{-1} \mathbb{E} [U_i \nabla_r U_i^\top] \right) + \frac{1}{2} \text{tr} \left(B^{-1} M B^{-1} \mathbb{E} [\nabla^2 U_{ir}] \right), \quad (12)$$

and the r th element of $B\mathbf{b}_1(\tilde{\boldsymbol{\beta}})$ is $\nabla_r \text{tr}(B^{-1}M)/2 + \nabla_r \log \det(B)/2$, which, according to (40), can be written as

$$(12) - \frac{1}{2} \text{tr} \left(B^{-1} \mathbb{E} [\nabla^2 U_{ir}] \right). \quad (13)$$

Since $U_i = (Y_i - m_i)X_i$, we have $\nabla_r U_i = -m_i' X_{ir} \cdot X_i$, $\nabla^2 U_{ir} = -m_i'' X_{ir} \cdot X_i X_i^\top$, and thus

$$\mathbb{E} [U_i \nabla_r U_i^\top] = -\mathbb{E} [m_i' (Y_i - m_i) X_{ir} \cdot X_i X_i^\top],$$

$$\mathbb{E} [\nabla^2 U_{ir}] = -\mathbb{E} [m_i'' X_{ir} \cdot X_i X_i^\top].$$

Then for the first term in (12), we have that

$$\begin{aligned} \text{tr} (B^{-1} \mathbb{E} [U_i \nabla_r U_i^\top]) &= -\mathbb{E} [\text{tr} (B^{-1} X_i X_i^\top \cdot X_{ir} (Y_i - m_i) m_i')] \\ &= -\mathbb{E} [\text{tr} (X_i^\top B^{-1} X_i) \cdot X_{ir} (Y_i - m_i) m_i'] \\ &= -\mathbb{E} [X_i^\top B^{-1} X_i \cdot X_{ir} (Y_i - m_i) m_i']. \end{aligned}$$

For the second term in (12), we have that

$$\begin{aligned} \text{tr} (B^{-1} M B^{-1} \mathbb{E} [\nabla^2 U_{ir}]) &= -\mathbb{E} [\text{tr} (B^{-1} M B^{-1} \cdot X_i X_i^\top \cdot X_{ir} m_i'')] \\ &= -\mathbb{E} [\text{tr} (X_i^\top B^{-1} M B^{-1} X_i) \cdot X_{ir} m_i''] \\ &= -\mathbb{E} [X_i^\top B^{-1} M B^{-1} X_i \cdot X_{ir} m_i'']. \end{aligned}$$

And for the last term in (13), we have that

$$\begin{aligned} \text{tr} (B^{-1} \mathbb{E} [\nabla^2 U_{ir}]) &= -\mathbb{E} [\text{tr} (B^{-1} X_i X_i^\top \cdot X_{ir} m_i'')] \\ &= -\mathbb{E} [\text{tr} (X_i^\top B^{-1} X_i) \cdot X_{ir} m_i''] \\ &= -\mathbb{E} [X_i^\top B^{-1} X_i \cdot X_{ir} m_i'']. \end{aligned}$$

A.3 Proof of Theorem 1

A.3.1 The MLE part

First, we note that $\mathbb{E}(\hat{\mu}_a - \mu_a) \equiv \mathbb{E}(\hat{m}_{i|a} - m_{i|a})$ since $\mathbb{E}(\hat{\mu}_a) \equiv \mathbb{E}(\hat{m}_{i|a})$ and $\mathbb{E}(\mu_a) \equiv \mathbb{E}(m_{i|a})$. Without loss of generality, we consider the stochastic expansion of $\hat{m}_{1|a}$,

$$\hat{m}_{1|a} - m_{1|a} = m'_{1|a} \cdot X_{1|a}^\top (\hat{\beta} - \beta_0) + \frac{1}{2} m''_{1|a} \cdot X_{1|a}^\top (\hat{\beta} - \beta_0) (\hat{\beta} - \beta_0)^\top X_{1|a} + O_{\mathbb{P}}(n^{-3/2}). \quad (14)$$

Using the second-order stochastic expansion of $\hat{\beta}$, which is (41) provided in Appendix D.3, the unconditional expectation of the first term of the RHS in (14) is

$$\begin{aligned} \frac{1}{n} \mathbb{E} [m'_{1|a} \cdot X_{1|a}^\top \psi_1^\beta] &+ \frac{1}{n} \sum_{i \neq 1} \mathbb{E} [m'_{1|a} \cdot X_{1|a}^\top \psi_i^\beta] + \underbrace{\frac{1}{n^2} \mathbb{E} [m'_{1|a} \cdot X_{1|a}^\top \psi_{11}^{\beta,2}]}_{O(n^{-2})} + \\ &\frac{1}{n^2} \sum_{i \neq 1} \mathbb{E} [m'_{1|a} \cdot X_{1|a}^\top \psi_{i1}^{\beta,2}] + \frac{1}{n^2} \sum_{j \neq 1} \mathbb{E} [m'_{1|a} \cdot X_{1|a}^\top \psi_{1j}^{\beta,2}] + \\ &\frac{1}{n^2} \sum_{i,j \neq 1} \mathbb{E} [m'_{1|a} \cdot X_{1|a}^\top \psi_{ij}^{\beta,2}] + O(n^{-3/2}). \end{aligned}$$

Using the results provided in (44), the above result can be further simplified, leading to

$$\mathbb{E} [m'_{1|a} \cdot X_{1|a}^\top (\hat{\beta} - \beta_0)]$$

$$\begin{aligned}
&= \frac{1}{n} \mathbb{E} \left[m'_{1|a} \cdot X_{1|a}^\top \boldsymbol{\psi}^\beta \right] + \frac{1}{n^2} \sum_{i,j \neq 1} \mathbb{E} \left[m'_{1|a} \cdot X_{1|a}^\top \right] \mathbb{E} [\boldsymbol{\psi}_{ij}^{\beta,2}] + O(n^{-3/2}) \\
&= \frac{1}{n} \mathbb{E} \left[m'_{1|a} \cdot X_{1|a}^\top \boldsymbol{\psi}^\beta \right] + \frac{1}{n} \mathbb{E} \left[m'_{1|a} \cdot X_{1|a}^\top \right] \mathbf{b}_1(\hat{\boldsymbol{\beta}}) + O(n^{-3/2}). \tag{15}
\end{aligned}$$

The last equality holds since $\mathbb{E}[\boldsymbol{\psi}_{ij}^{\beta,2}] = \mathbf{0}_p$ if $i \neq j$ and $\mathbb{E}[\boldsymbol{\psi}_{ii}^{\beta,2}] = \mathbf{b}_1(\hat{\boldsymbol{\beta}})$ (see Appendix D.3). Next, denote the $O_{\mathbb{P}}(n^{-1})$ term in (41) as R_n . The unconditional expectation of the second term of the right-hand side in (14) is

$$\begin{aligned}
&\underbrace{\frac{1}{n^2} \mathbb{E} \left[m''_{1|a} \cdot X_{1|a}^\top \boldsymbol{\psi}_1^\beta \boldsymbol{\psi}_1^{\beta\top} X_{1|a} \right]}_{O(n^{-2})} + \frac{1}{n^2} \sum_{i=2}^n \mathbb{E} \left[m''_{1|a} \cdot X_{1|a}^\top \boldsymbol{\psi}_i^\beta \boldsymbol{\psi}_i^{\beta\top} X_{1|a} \right] + \\
&\frac{1}{n^2} \sum_{i=2}^n \mathbb{E} \left[m''_{1|a} \cdot X_{1|a}^\top \boldsymbol{\psi}_i^\beta \boldsymbol{\psi}_1^{\beta\top} X_{1|a} \right] + \frac{1}{n^2} \sum_{j=2}^n \mathbb{E} \left[m''_{1|a} \cdot X_{1|a}^\top \boldsymbol{\psi}_1^\beta \boldsymbol{\psi}_j^{\beta\top} X_{1|a} \right] + \\
&\frac{1}{n^2} \sum_{i \neq j \neq 1} \mathbb{E} \left[m''_{1|a} \cdot X_{1|a}^\top \boldsymbol{\psi}_i^\beta \boldsymbol{\psi}_j^{\beta\top} X_{1|a} \right] + \underbrace{\mathbb{E} \left[m''_{1|a} \cdot X_{1|a}^\top \left\{ \frac{1}{n} \sum_{i=1}^n \boldsymbol{\psi}_i^\beta \right\} R_n^\top X_{1|a} \right]}_{O(n^{-3/2})} + \\
&\underbrace{\mathbb{E} \left[m''_{1|a} \cdot X_{1|a}^\top R_n \left\{ \frac{1}{n} \sum_{j=1}^n \boldsymbol{\psi}_j^\beta \right\}^\top X_{1|a} \right]}_{O(n^{-3/2})}.
\end{aligned}$$

Using the results provided in (45), the above result can be further simplified, leading to

$$\mathbb{E} \left[m''_{1|a} \cdot X_{1|a}^\top (\hat{\boldsymbol{\beta}} - \boldsymbol{\beta}_0)(\hat{\boldsymbol{\beta}} - \boldsymbol{\beta}_0)^\top X_{1|a} \right] = \frac{1}{n} \mathbb{E} \left[m''_{1|a} \cdot X_{1|a}^\top B^{-1} M B^{-1} X_{1|a} \right] + O(n^{-3/2}). \tag{16}$$

Lastly, using (46) and (47), we have

$$\begin{aligned}
&\mathbb{E} \left[m'_{1|a} \cdot X_{1|a}^\top \right] \mathbf{b}_1(\hat{\boldsymbol{\beta}}) = -\mathbb{E} \left[m'_{1|a} \cdot X_{1|a}^\top \right] B^{-1} (H_1 + H_2) \\
&= -\mathbb{E} \left[m'_1 \cdot X_1^\top \boldsymbol{\psi}_1^\beta \middle| A_1 = a \right] - \frac{1}{2} \mathbb{E} \left[m'_{1|a} \cdot X_{1|a}^\top B^{-1} M B^{-1} X_{1|a} \right]. \tag{17}
\end{aligned}$$

Armed with the above results, replacing (15) – (17) in (14), we have

$$\begin{aligned}
b_1(\hat{\mu}_a) &= \mathbb{E} \left[m'_{1|a} \cdot X_{1|a}^\top \boldsymbol{\psi}_1^\beta \right] - \mathbb{E} \left[m'_1 \cdot X_1^\top \boldsymbol{\psi}_1^\beta \middle| A_1 = a \right] \\
&= (1 - \pi_a) \left\{ \mathbb{E} \left[m'_{1|a} \cdot X_{1|a}^\top \boldsymbol{\psi}_1^\beta \middle| A_1 \neq a \right] - \mathbb{E} \left[m'_{1|a} \cdot X_{1|a}^\top \boldsymbol{\psi}_1^\beta \middle| A_1 = a \right] \right\}. \tag{18}
\end{aligned}$$

Besides,

$$\begin{aligned}
\mathbb{E} \left[m'_{1|a} \cdot X_{1|a}^\top \boldsymbol{\psi}_1^\beta \middle| A_1 = a \right] &= \mathbb{E} \left[m'_{1|a} \cdot X_{1|a}^\top B^{-1} X_1 \cdot (Y_1 - m_1) \middle| A_1 = a \right] \\
&= \mathbb{E} \left[m'_{1|a} \cdot X_{1|a}^\top B^{-1} X_{1|a} \cdot \{Y_1(a) - m_{1|a}\} \right]
\end{aligned}$$

$$\begin{aligned}
\mathbb{E} \left[m'_{1|a} X_{1|a}^\top \tilde{\boldsymbol{\psi}}_1^\beta \middle| A_1 \neq a \right] &= \sum_{b \neq a} \frac{\pi_b}{1 - \pi_a} \mathbb{E} \left[m'_{1|a} \cdot X_{1|a}^\top \tilde{\boldsymbol{\psi}}_1^\beta \middle| A_1 = b \right] \\
&= \sum_{b \neq a} \frac{\pi_b}{1 - \pi_a} \mathbb{E} \left[m'_{1|a} \cdot X_{1|a}^\top B^{-1} X_1 \cdot (Y_1 - m_1) \middle| A_1 = b \right] \\
&= \sum_{b \neq a} \frac{\pi_b}{1 - \pi_a} \mathbb{E} \left[m'_{1|a} \cdot X_{1|a}^\top B^{-1} X_{1|b} \cdot \{Y_1(b) - m_{1|b}\} \right],
\end{aligned}$$

which completes the proof for the formula of $b_1(\hat{\mu}_a)$.

A.3.2 The FC part

We obtain $b_1(\tilde{\mu}_a)$ following the steps outlined in Appendix A.3.1. Note that the stochastic expansion of $\tilde{\boldsymbol{\beta}}$, provided in (42) in Appendix D.3, differs from that of $\hat{\boldsymbol{\beta}}$ only in one $O_{\mathbb{P}}(n^{-1})$ term, which is $n^{-1}B^{-1}H_3$ (due to the augmentation term in the Firth's modified score equation). With this additional $O_{\mathbb{P}}(n^{-1})$ term, (15) becomes

$$\begin{aligned}
&\mathbb{E} \left[m'_{1|a} \cdot X_{1|a}^\top (\tilde{\boldsymbol{\beta}} - \boldsymbol{\beta}_0) \right] \\
&= \frac{1}{n} \mathbb{E} \left[m'_{1|a} \cdot X_{1|a}^\top \tilde{\boldsymbol{\psi}}_1^\beta \right] + \frac{1}{n} \mathbb{E} \left[m'_{1|a} \cdot X_{1|a}^\top \right] \mathbf{b}_1(\hat{\boldsymbol{\beta}}) + \frac{1}{n} \mathbb{E} \left[m'_{1|a} \cdot X_{1|a}^\top \right] B^{-1} H_3 + O(n^{-3/2}) \\
&= \frac{1}{n} \mathbb{E} \left[m'_{1|a} \cdot X_{1|a}^\top \tilde{\boldsymbol{\psi}}_1^\beta \right] + \frac{1}{n} \mathbb{E} \left[m'_{1|a} \cdot X_{1|a}^\top \right] \mathbf{b}_1(\tilde{\boldsymbol{\beta}}) + O(n^{-3/2}).
\end{aligned}$$

Furthermore, (16) remains the same since the additional $O_{\mathbb{P}}(n^{-1})$ term can be absorbed in R_n . Therefore, $b_1(\tilde{\mu}_a)$ differs from $b_1(\hat{\mu}_a)$ only in one additional term, which is

$$\mathbb{E} \left[m'_{1|a} \cdot X_{1|a}^\top \right] B^{-1} H_3 = \frac{1}{2} \mathbb{E} \left[m''_{i|a} \cdot X_{i|a}^\top B^{-1} X_{i|a} \right].$$

The equality holds due to (48). This completes the proof for $b_1^{(2)}(\tilde{\mu}_a)$.

A.4 Proof of Proposition 2

A.4.1 The MLE part

We first derive the upper-bound for $|b_1^{(1)}(\hat{\mu}_a)|$ with pooled working models. Write $\mathbb{E}[\cdot|A_i = a]$ by $\mathbb{E}[\mathbb{E}[\cdot|W_i, A_i = a]|A_i = a]$, and then

$$\begin{aligned}
|b_1^{(1)}(\hat{\mu}_a)| &= (1 - \pi_a) \cdot \left| \mathbb{E} \left[m'_i \cdot X_i^\top B^{-1} X_i \cdot (r_{i|a} - m_{i|a}) \middle| A_i = a \right] \right| \\
&\leq (1 - \pi_a) \cdot \mathbb{E} \left[m'_i \cdot X_i^\top B^{-1} X_i \middle| A_i = a \right] \cdot \|r_{i|a} - m_{i|a}\|.
\end{aligned}$$

The last inequality holds by the Hölder's inequality and the non-negativity of $m'_i \cdot X_i^\top B^{-1} X_i$ ($m' \geq 0$ due to Assumption 2). Besides, we have that

$$\mathbb{E} \left[m'_i \cdot X_i^\top B^{-1} X_i \middle| A_i = a \right] = c_a / \pi_a \cdot \mathbb{E} \left[m'_i \cdot X_i^\top B^{-1} X_i \right],$$

where

$$c_a := \frac{\pi_a \cdot \mathbb{E} [m'_i \cdot X_i^\top B^{-1} X_i | A_i = a]}{\mathbb{E} [m'_i \cdot X_i^\top B^{-1} X_i]} < 1,$$

and

$$\mathbb{E} [m'_i \cdot X_i^\top B^{-1} X_i] = \lim_{n \rightarrow \infty} \sum_{i=1}^n h_{ii} = p,$$

since $\sum_i h_{ii} = p$. Above all, we complete the proof for $|b_1^{(1)}(\hat{\mu}_a)|$.

Next, we derive the upper-bound for $|b_1^{(2)}(\hat{\mu}_a)|$ with pooled working models. Similar to $|b_1^{(1)}(\hat{\mu}_a)|$, we have that

$$\begin{aligned} |b_1^{(2)}(\hat{\mu}_a)| &= (1 - \pi_a) \cdot |\mathbb{E} [m'_{i|a} \cdot X_{i|a}^\top B^{-1} X_i \cdot (\mathbb{E}[Y_i | W_i, A_i] - m_i) | A_i \neq a]| \\ &\leq (1 - \pi_a) \cdot \mathbb{E} [|m'_{i|a} \cdot X_{i|a}^\top B^{-1} X_i| | A_i \neq a] \cdot \sup_{b \neq a} \|r_{i|b} - m_{i|b}\|_\infty \\ &\leq c_a^* \cdot (1 - \pi_a) \cdot \mathbb{E} [m'_i \cdot X_i^\top B^{-1} X_i | A_i \neq a] \cdot \sup_{b \neq a} \|r_{i|b} - m_{i|b}\|_\infty \\ &= c_a^* c_a^{**} \cdot \mathbb{E} [m'_i \cdot X_i^\top B^{-1} X_i] \cdot \sup_{b \neq a} \|r_{i|b} - m_{i|b}\|_\infty \end{aligned}$$

where

$$\begin{aligned} c_a^* &:= \sup_{b \neq a} \frac{\mathbb{E} [|m'_{i|a} \cdot X_{i|a}^\top B^{-1} X_{i|b}|]}{\mathbb{E} [m'_{i|b} \cdot X_{i|b}^\top B^{-1} X_{i|b}]} > 0 \\ c_a^{**} &:= \frac{(1 - \pi_a) \cdot \mathbb{E} [m'_i \cdot X_i^\top B^{-1} X_i | A_i \neq a]}{\mathbb{E} [m'_i \cdot X_i^\top B^{-1} X_i]} < 1. \end{aligned}$$

We complete the proof for $|b_1^{(2)}(\hat{\mu}_a)|$ since $\mathbb{E}[m'_i \cdot X_i^\top B^{-1} X_i] = p$.

Finally, for stratified working models, we have that $\sum_{i: A_i=a} h_{ii} = p_a$, which completes the proof immediately.

A.4.2 The FC part

Similar to $|b_1^{(1)}(\hat{\mu}_a)|$, for pooled working models we have that

$$\begin{aligned} |b_2^{(2)}(\tilde{\mu}_a)| &= \frac{1}{2} \mathbb{E} [m'_i \cdot X_i^\top B^{-1} X_i \cdot m''_i / m'_i | A_i = a] \\ &\leq \frac{1}{2} \mathbb{E} [m'_i \cdot X_i^\top B^{-1} X_i | A_i = a] \cdot \|m''_i / m'_i\|_\infty \\ &= c_a / (2\pi_a) \cdot \mathbb{E} [m'_i \cdot X_i^\top B^{-1} X_i] \cdot \|m''_i / m'_i\|_\infty, \end{aligned}$$

which completes the proof since $\mathbb{E}[m'_i \cdot X_i^\top B^{-1} X_i] = p$. For stratified working models, we have that $\sum_{i: A_i=a} h_{ii} = p_a$, which completes the proof immediately.

A.5 Proof of Lemma 2

With the prediction unbiasedness (1), we have that

$$\begin{aligned}
\mathbb{E}[\widehat{m}_{i|a} - m_{i|a}] &= \frac{1}{n} \mathbb{E} \left\{ \sum_{i:A_i=a} Y_i + \sum_{i:A_i \neq a} \widehat{m}_{i|a} \right\} - \mathbb{E}[m_{i|a}] \\
&= \mathbb{E}[I(A_i = a)Y_i] + \mathbb{E}[I(A_i \neq a)\widehat{m}_{i|a}] - \mu_a \\
&= (1 - \pi_a) \cdot \mathbb{E}[\widehat{m}_{i|a}|A_i \neq a] - (1 - \pi_a)\mu_a \\
&= (1 - \pi_a) \cdot \mathbb{E}[\widehat{m}_{i|a} - m_{i|a}|A_i \neq a],
\end{aligned}$$

which completes the proof.

A.6 Proof of Theorem 2

We first show that $\mathbb{E}[\widehat{\mu}_a^2 - \mu_a] = O(n^{-3/2})$ for pooled working models. Our proof immediately suggests that $\mathbb{E}[\widehat{\mu}_a^1 - \mu_a] = n^{-1}b_1^{(2)}(\widehat{\mu}_a) + O(n^{-3/2})$ for pooled working models, and $O(n^{-3/2})$ for stratified working models.

To start with, we have that

$$\begin{aligned}
\mathbb{E}[\widehat{\mu}_a^2 - \mu_a] &= \frac{1}{n} \mathbb{E} \left\{ \sum_{i:A_i=a} Y_i + \sum_{i:A_i \neq a} m(X_{i|a}^\top \widehat{\beta}_i^2) \right\} - \mu_a \\
&= \mathbb{E}[I(A_i = a)Y_i] + \mathbb{E}[I(A_i \neq a)m(X_{i|a}^\top \widehat{\beta}_i^2)] - \mu_a \\
&= \pi_a \mu_a + (1 - \pi_a) \cdot \mathbb{E} \left[m(X_{i|a}^\top \widehat{\beta}_i^2) \middle| A_i \neq a \right] - \mu_a \\
&= (1 - \pi_a) \left\{ \mathbb{E} \left[m(X_{i|a}^\top \widehat{\beta}_i^2) \middle| A_i \neq a \right] - \mu_a \right\} \\
&= (1 - \pi_a) \cdot \mathbb{E} \left[m(X_{i|a}^\top \widehat{\beta}_i^2) - m(X_{i|a}^\top \beta_0) \middle| A_i \neq a \right].
\end{aligned}$$

The last equality in the above holds since $\mu_a = \mathbb{E}[m_{i|a}] = \mathbb{E}[m_{i|a}|A_i \neq a]$. Then write

$$\begin{aligned}
&\mathbb{E} \left[m(X_{i|a}^\top \widehat{\beta}_i^2) - m(X_{i|a}^\top \beta_0) \middle| A_i \neq a \right] \\
&= \mathbb{E} \left[m(X_{i|a}^\top \widehat{\beta}_i^2) - \widehat{m}_{i|a} \middle| A_i \neq a \right] + \mathbb{E} \left[\widehat{m}_{i|a} - m_{i|a} \middle| A_i \neq a \right].
\end{aligned} \tag{19}$$

For the first term in the RHS of (19), without loss of generality, we consider the stochastic expansion of $m(X_{1|a}^\top \widehat{\beta}_1^2)$ at $\widehat{\beta}$,

$$\begin{aligned}
&\widehat{m}_{1|a} + \widehat{m}'_{1|a} \cdot X_{1|a}^\top (\widehat{\beta}_1^2 - \widehat{\beta}) + \frac{1}{2} \widehat{m}''_{1|a} \cdot X_{1|a}^\top (\widehat{\beta}_1^2 - \widehat{\beta}) (\widehat{\beta}_1^2 - \widehat{\beta})^\top X_{1|a} + \\
&O_{\mathbb{P}} \left(\left\{ X_{1|a}^\top (\widehat{\beta}_1^2 - \widehat{\beta}) \right\}^3 \right) = \widehat{m}_{1|a} + \frac{1}{n} \widehat{m}'_{1|a} \cdot X_{1|a}^\top \sum_{i=1}^n \widehat{h}_{ii} \widehat{\psi}_i^\beta - \frac{1}{n} \widehat{m}'_{1|a} \cdot X_{1|a}^\top \widehat{\psi}_1^\beta + O_{\mathbb{P}}(n^{-2}),
\end{aligned}$$

since $\widehat{\beta}_1^2 - \widehat{\beta} = n^{-1} \sum_i \widehat{h}_{ii} \widehat{\psi}_i^\beta - n^{-1} \widehat{\psi}_1^\beta = O_{\mathbb{P}}(n^{-1})$. Then, we have that

$$\mathbb{E} \left[m(X_{1|a}^\top \widehat{\beta}_1^2) - \widehat{m}_{1|a} \middle| A_1 \neq a \right]$$

$$\begin{aligned}
&= \frac{1}{n} \mathbb{E} \left[\widehat{m}'_{1|a} \cdot X_{1|a}^\top \sum_{i=1}^n \widehat{h}_{ii} \widehat{\psi}_i^\beta \middle| A_1 \neq a \right] - \frac{1}{n} \mathbb{E} \left[\widehat{m}'_{1|a} \cdot X_{1|a}^\top \widehat{\psi}_1^\beta \middle| A_1 \neq a \right] + O(n^{-2}) \\
&= \frac{1}{n} \mathbb{E} \left[\left\{ m'_{1|a} + O_{\mathbb{P}}(n^{-1/2}) \right\} \cdot X_{1|a}^\top \underbrace{\left\{ B^{-1} H_1 + O_{\mathbb{P}}(n^{-1/2}) \right\}}_{(51)} \middle| A_1 \neq a \right] - \\
&\quad \frac{1}{n} \mathbb{E} \left[\left\{ m'_{1|a} + O_{\mathbb{P}}(n^{-1/2}) \right\} \cdot X_{1|a}^\top \underbrace{\left\{ B^{-1} X_1 (Y_1 - m_1) + O_{\mathbb{P}}(n^{-1/2}) \right\}}_{(50)} \middle| A_1 \neq a \right] + O(n^{-2}) \\
&= \frac{1}{n} \mathbb{E} \left[m'_{1|a} \cdot X_{1|a}^\top \middle| A_1 \neq a \right] B^{-1} H_1 - \frac{1}{n} \mathbb{E} \left[m'_{1|a} \cdot X_{1|a}^\top \psi_1^\beta \middle| A_1 \neq a \right] + O(n^{-3/2}) \\
&= \frac{1}{n} \mathbb{E} \left[m'_{1|a} \cdot X_{1|a}^\top \right] B^{-1} H_1 - \frac{1}{n} \mathbb{E} \left[m'_{1|a} \cdot X_{1|a}^\top \psi_1^\beta \middle| A_1 \neq a \right] + O(n^{-3/2}) \\
&= \frac{1}{n} \underbrace{\mathbb{E} \left[m'_{1|a} \cdot X_{1|a}^\top \psi_1^\beta \middle| A_1 = a \right]}_{(46)} - \frac{1}{n} \mathbb{E} \left[m'_{1|a} \cdot X_{1|a}^\top \psi_1^\beta \middle| A_1 \neq a \right] + O(n^{-3/2}) \\
&= -\frac{b_1(\widehat{\mu}_a)}{(1 - \pi_a)n} + O(n^{-3/2}). \tag{20}
\end{aligned}$$

The last equality holds due to (18). For the second term in the RHS of (19), we have that

$$\mathbb{E}[\widehat{m}_{i|a} - m_{i|a} | A_i \neq a] = \underbrace{(1 - \pi_a)^{-1} \cdot \mathbb{E}[\widehat{m}_{i|a} - m_{i|a}]}_{\text{Lemma 2}} = \frac{b_1(\widehat{\mu}_a)}{(1 - \pi_a)n} + O(n^{-3/2}). \tag{21}$$

Above all, with (19)–(20) we have that

$$\mathbb{E}[\widehat{\mu}_a^2 - \mu_a] = (1 - \pi_a) \cdot \mathbb{E}[m(X_{i|a}^\top \widehat{\beta}_i^2) - m_{i|a} | A_i \neq a] = O(n^{-3/2}),$$

which completes the proof for pooled working models. For $\mathbb{E}[\widehat{\mu}_a^1 - \mu_a]$, following the same manner, we have that

$$\begin{aligned}
\mathbb{E}[\widehat{\mu}_a^1 - \mu_a] &= (1 - \pi_a) \cdot \mathbb{E}[m(X_{i|a}^\top \widehat{\beta}_i^1) - m_{i|a} | A_i \neq a] \\
&= (1 - \pi_a) \cdot \mathbb{E}[m(X_{i|a}^\top \widehat{\beta}_i^1) - \widehat{m}_{i|a} | A_i \neq a] + (1 - \pi_a) \cdot \mathbb{E}[\widehat{m}_{i|a} - m_{i|a} | A_i \neq a] \\
&= (1 - \pi_a) \cdot \left\{ -\frac{b_1^{(1)}(\widehat{\mu}_a)}{(1 - \pi_a)n} \right\} + (1 - \pi_a) \cdot \frac{b_1(\widehat{\mu}_a)}{(1 - \pi_a)n} = n^{-1} b_1^{(2)}(\widehat{\mu}_a),
\end{aligned}$$

which completes the proof ($b_1^{(2)}(\widehat{\mu}_a) \equiv 0$ for stratified working models).

A.7 Proof of Theorem 3

Similar to Appendix A.6, we first show that $\mathbb{E}[\widehat{\mu}_a^2 - \mu_a] = O(n^{-3/2})$ for pooled working models. Our proof immediately suggests that $\mathbb{E}[\widehat{\mu}_a^1 - \mu_a] = n^{-1} b_1^{(2)}(\widehat{\mu}_a) + O(n^{-3/2})$ for pooled

working models and $= O(n^{-3/2})$ for stratified working models, while $\mathbb{E}[\tilde{\mu}_a^0 - \mu_a] = n^{-1}b_1(\hat{\mu}_a) + O(n^{-3/2})$. Analogous to $\hat{\mu}_a^2$, we have that

$$\begin{aligned}\mathbb{E}[\tilde{\mu}_a^2 - \mu_a] &= (1 - \pi_a) \cdot \mathbb{E}[m(X_{i|a}^\top \tilde{\beta}_i^2) - m_{i|a} | A_i \neq a] \\ &= (1 - \pi_a) \left\{ \mathbb{E}[m(X_{i|a}^\top \tilde{\beta}_i^2) - \tilde{m}_{i|a} | A_i \neq a] + \mathbb{E}[\tilde{m}_{i|a} - m_{i|a} | A_i \neq a] \right\}\end{aligned}\quad (22)$$

For the first term in the RHS of (22), analogous to (20), we have

$$\begin{aligned}&\mathbb{E}[m(X_{1|a}^\top \tilde{\beta}_1^2) - \tilde{m}_{1|a} | A_1 \neq a] \\ &= \frac{1}{n} \mathbb{E} \left[\tilde{m}'_{1|a} \cdot X_{1|a}^\top \sum_{i=1}^n \tilde{h}_{ii} \tilde{\psi}_i^\beta \middle| A_1 \neq a \right] - \frac{1}{n} \mathbb{E} \left[\tilde{m}'_{1|a} \cdot X_{1|a}^\top \tilde{\psi}_1^\beta \middle| A_1 \neq a \right] - \\ &\quad \frac{1}{n} \mathbb{E} \left[\tilde{m}'_{1|a} \cdot X_{1|a}^\top \cdot \frac{1}{2} \sum_{i=1}^n \tilde{h}_{ii} \cdot \frac{\tilde{m}_i''}{\tilde{m}_i'} \cdot \tilde{B}^{-1} X_i \middle| A_1 \neq a \right] + O(n^{-2}) \\ &= \underbrace{-\frac{b_1(\hat{\mu}_a)}{(1 - \pi_a)n}}_{\text{analogous to (20)}} - \frac{1}{n} \mathbb{E} \left[\{m'_{1|a} + O_{\mathbb{P}}(n^{-1/2})\} \cdot X_{1|a}^\top \underbrace{\{B^{-1}H_3 + O_{\mathbb{P}}(n^{-1/2})\}}_{(52)} \middle| A_1 \neq a \right] \\ &\quad + O(n^{-3/2}) \\ &= -\frac{b_1(\hat{\mu}_a)}{(1 - \pi_a)n} - \frac{1}{n} \mathbb{E}[m'_{1|a} \cdot X_{1|a}^\top | A_1 \neq a] B^{-1}H_3 + O(n^{-3/2}) \\ &= -\frac{b_1(\hat{\mu}_a)}{(1 - \pi_a)n} - \frac{1}{n} \mathbb{E}[m'_{1|a} \cdot X_{1|a}^\top] B^{-1}H_3 + O(n^{-3/2}).\end{aligned}\quad (23)$$

For the second term in the RHS of (22), we have that

$$\begin{aligned}\mathbb{E}[\tilde{m}_{i|a} - m_{i|a} | A_i \neq a] &= \frac{b_1(\tilde{\mu}_a)}{(1 - \pi_a)n} - \frac{\pi_a b_1^{(2)}(\tilde{\mu}_a)}{(1 - \pi_a)n} + O(n^{-3/2}) \\ &= \frac{b_1(\hat{\mu}_a)}{(1 - \pi_a)n} + \frac{1}{n} b_1^{(2)}(\tilde{\mu}_a) + O(n^{-3/2}).\end{aligned}\quad (24)$$

The first equality holds because that, with Lemma 1 we have that

$$\begin{aligned}&\mathbb{E}[\tilde{m}_{i|a} - m_{i|a}] \\ &= \frac{1}{n} \mathbb{E} \left(\frac{1}{2} \sum_{i: A_i=a} \tilde{h}_{ii} \cdot \frac{\tilde{m}_i''}{\tilde{m}_i'} + \sum_{i: A_i=a} Y_i + \sum_{i: A_i \neq a} \tilde{m}_{i|a} \right) - \mathbb{E}[m_{i|a}] \\ &= (1 - \pi_a) \cdot \mathbb{E}[\tilde{m}_{i|a} - m_{i|a} | A_i \neq a] + \frac{1}{n} \mathbb{E} \left[\frac{1}{2} \sum_{i=1}^n I(A_i = a) \tilde{h}_{ii} \cdot \frac{\tilde{m}_i''}{\tilde{m}_i'} \right] \\ &= (1 - \pi_a) \cdot \mathbb{E}[\tilde{m}_{i|a} - m_{i|a} | A_i \neq a] + \frac{1}{2n} \mathbb{E} [\mathbb{E}[I(A_i = a) m_i'' \cdot X_i^\top B^{-1} X_i] + O_{\mathbb{P}}(n^{-1/2})] \\ &= (1 - \pi_a) \cdot \mathbb{E}[\tilde{m}_{i|a} - m_{i|a} | A_i \neq a] + \frac{\pi_a}{2n} \mathbb{E}[m_{i|a}'' \cdot X_{i|a}^\top B^{-1} X_{i|a}] + O(n^{-3/2}).\end{aligned}$$

Above all, with (22)–(24) we have that

$$\begin{aligned}\mathbb{E}[\tilde{\mu}_a^2 - \mu_a] &= \frac{1 - \pi_a}{n} \underbrace{\left(\frac{1}{2} \mathbb{E}[m''_{i|a} \cdot X_{i|a}^\top B^{-1} X_{i|a}] - \mathbb{E}[m'_{i|a} X_{i|a}^\top] B^{-1} H_3 \right)}_{=0 \text{ (48)}} + O(n^{-3/2}) \\ &= O(n^{-3/2}),\end{aligned}$$

which completes the proof for pooled working models. For $\mathbb{E}[\tilde{\mu}_a^1 - \mu_a]$ and $\mathbb{E}[\tilde{\mu}_a^0 - \mu_a]$, the proof is trivial following the same manner as above (and analogous to $\hat{\mu}_a^1$).

A.8 Proof of Theorem 4

A.8.1 The MLE part

First of all, from $\hat{\beta}^1$ in (9) we have that

$$\begin{aligned}\hat{\beta}^1 - \beta &= \frac{1}{n} \sum_{i=1}^n \hat{h}_{ii} \hat{\psi}_i^\beta = \frac{1}{n} \sum_{i=1}^n \frac{1}{n} \hat{m}'_i \cdot X_i^\top \hat{B}^{-1} X_i \cdot \underbrace{\left\{ \psi_i^\beta + O_{\mathbb{P}}(n^{-1/2}) \right\}}_{(50)} \\ &= \frac{1}{n} \sum_{i=1}^n \frac{1}{n} \{m'_i + O_{\mathbb{P}}(n^{-1/2})\} \cdot X_i^\top \underbrace{\{B^{-1} + O_{\mathbb{P}}(n^{-1/2})\}}_{(49)} X_i \cdot \psi_i^\beta + o_{\mathbb{P}}(n^{-1}) \\ &= \frac{1}{n} \sum_{i=1}^n \bar{h}_{ii} \psi_i^\beta + o_{\mathbb{P}}(n^{-1}).\end{aligned}$$

Combining the above result with the fact that $\hat{\beta} - \beta_0 = n^{-1} \sum_i \psi_i^\beta + o_{\mathbb{P}}(n^{-1/2})$, we have that

$$\hat{\beta}^1 - \beta_0 = \frac{1}{n} \sum_{i=1}^n (1 + \bar{h}_{ii}) \cdot \psi_i^\beta + o_{\mathbb{P}}(n^{-1/2}). \quad (25)$$

Let $\hat{m}_{i|a}^1 := m(X_{i|a}^\top \hat{\beta}^1)$. We obtain the linearization of $\hat{\mu}_a^1$ as follows,

$$\begin{aligned}\hat{\mu}_a^1 - \mu_a &= \frac{1}{n} \sum_{i=1}^n \hat{m}_{i|a}^1 + \frac{1}{n} \sum_{i: A_i=a} (Y_i - \hat{m}_{i|a}^1) - \mu_a \\ &= \frac{1}{n} \sum_{i=1}^n \left\{ m_{i|a} + m_{i|a}^1 \cdot X_{i|a}^\top (\hat{\beta}^1 - \beta_0) + o_{\mathbb{P}}(n^{-1/2}) \right\} + \underbrace{\frac{1}{n} \sum_{i: A_i=a} (\hat{m}_{i|a} - \hat{m}_{i|a}^1) - \mu_a}_{(1)} \\ &= \mathbb{E}[m'_{i|a} \cdot X_{i|a}^\top] (\hat{\beta}^1 - \beta_0) + \underbrace{\left\{ \frac{1}{n} \sum_{i=1}^n m'_{i|a} \cdot X_{i|a}^\top - \mathbb{E}[m'_{i|a} \cdot X_{i|a}^\top] \right\}}_{O_{\mathbb{P}}(n^{-1/2})} \underbrace{(\hat{\beta}^1 - \beta_0)}_{O_{\mathbb{P}}(n^{-1/2})} + \\ &\quad \frac{1}{n} \sum_{i=1}^n (m_{i|a} - \mu_a) + \frac{1}{n} \sum_{i: A_i=a} \underbrace{\left\{ \hat{m}'_{i|a} \cdot X_{i|a}^\top (\hat{\beta}^1 - \hat{\beta}) + o_{\mathbb{P}}(n^{-1}) \right\}}_{O_{\mathbb{P}}(n^{-1}) + o_{\mathbb{P}}(n^{-1}) = O_{\mathbb{P}}(n^{-1})} + o_{\mathbb{P}}(n^{-1/2})\end{aligned}$$

$$\begin{aligned}
&= \mathbb{E}[m'_{i|a} \cdot X_{i|a}^\top] \underbrace{\sum_{i=1}^n \frac{1}{n} (1 + \bar{h}_{ii}) \cdot \psi_i^\beta + \frac{1}{n} \sum_{i=1}^n (m_{i|a} - \mu_a)}_{(25)} + o_{\mathbb{P}}(n^{-1/2}) \\
&= \frac{1}{n} \sum_{i=1}^n \left\{ \frac{I(A_i = a)}{\pi_a} (Y_i - m_i) \cdot (1 + \bar{h}_{ii}) + m_{i|a} - \mu_a \right\} + o_{\mathbb{P}}(n^{-1/2}),
\end{aligned}$$

which completes the proof for $\hat{\mu}_a^1$ (the last equation holds due to (4)).

A.8.2 The FC part

Analogously, we have that $n^{-1} \sum_i \tilde{h}_{ii} \tilde{\psi}_i^\beta = n^{-1} \sum_i \bar{h}_{ii} \psi_i^\beta + o_{\mathbb{P}}(n^{-1})$, and from (10) we have that

$$\begin{aligned}
\tilde{\beta}^1 - \tilde{\beta} &= \frac{1}{n} \sum_{i=1}^n \tilde{h}_{ii} \tilde{\psi}_i^\beta - \frac{1}{2n} \sum_{i=1}^n \tilde{h}_{ii} \cdot \frac{\tilde{m}_i''}{\tilde{m}_i'} \cdot \tilde{B}^{-1} X_i \\
&= \frac{1}{n} \sum_{i=1}^n \bar{h}_{ii} \psi_i^\beta - \frac{1}{2n} \sum_{i=1}^n \tilde{h}_{ii} \cdot \frac{\tilde{m}_i''}{\tilde{m}_i'} \cdot B^{-1} X_i + o_{\mathbb{P}}(n^{-1}).
\end{aligned}$$

since $\tilde{B}^{-1} - B^{-1} = O_{\mathbb{P}}(n^{-1/2})$ (analogous to (49)).

In $\tilde{\beta} - \beta_0 = n^{-1} \sum_{i=1}^n \psi_i^\beta + o_{\mathbb{P}}(n^{-1/2})$, $o_{\mathbb{P}}(n^{-1/2})$ absorbs the first-order term due to the augmentation in (7), which is $\Delta^{(n)}(\tilde{\beta})$. Keeping this term in the stochastic expansion, we have that

$$\tilde{\beta} - \beta_0 = \frac{1}{n} \sum_{i=1}^n \psi_i^\beta + \frac{1}{2n} \sum_{i=1}^n \tilde{h}_{ii} \cdot \frac{\tilde{m}_i''}{\tilde{m}_i'} \cdot B^{-1} X_i + o_{\mathbb{P}}(n^{-1/2}).$$

Combining the above two results, we further have that

$$\tilde{\beta}^1 - \beta_0 = \frac{1}{n} \sum_{i=1}^n (1 + \bar{h}_{ii}) \cdot \psi_i^\beta + o_{\mathbb{P}}(n^{-1/2}). \tag{26}$$

Then, we can obtain the linearization of $\hat{\mu}_a^1$ following the same steps for $\hat{\mu}_a^1$, except using (26) instead of (25), which completes the proof.

B Stratified Working Models

B.1 Maximum likelihood estimators (MLE)

Let $m(Z_{i|a}^\top \beta[a])$ be the working model for μ_a , where $Z_{i|a}$ starts with an intercept following with those variables defined by W_i . The nuisance parameter, $\beta[a]$, is estimated by MLE using only those D_i s with $A_i = a$. Zhang et al. (2025, Supporting Information Section A) have shown that there exists a single working model, written as $m(X_i^\top \beta)$, where

$$\beta = (\beta[1]^\top \quad \cdots \quad \beta[k]^\top)^\top \text{ and } X_i = (I(A_i = 1)Z_{i|1}^\top \quad \cdots \quad I(A_i = k)Z_{i|k}^\top)^\top,$$

such that $X_{i|a}^\top \boldsymbol{\beta} \equiv Z_{i|a}^\top \boldsymbol{\beta}[a]$ and thus $m(X_i^\top \boldsymbol{\beta}) \equiv m(Z_{i|a}^\top \boldsymbol{\beta}[a])$. Subsequently, all the results for pooled working models are applicable for those with stratified working models. The corresponding formulae for IFs and variance estimation are given as follows.

Let $\hat{\boldsymbol{\beta}}[a]$ be the solution of the score equation $\sum_{i: A_i=a} U_{i|a}(\boldsymbol{\beta}[a]) = 0$, where $U_{i|a}(\boldsymbol{\beta}[a]) := \{Y_i - m(Z_{i|a}^\top \boldsymbol{\beta}[a])\} Z_{i|a}$. The score equation of $\hat{\boldsymbol{\beta}}$ can be constructed using those for all $\hat{\boldsymbol{\beta}}[a]$ s,

$$\begin{aligned} \begin{pmatrix} \sum_{i: A_i=1} U_{i|1}(\boldsymbol{\beta}[1]) \\ \vdots \\ \sum_{i: A_i=k} U_{i|k}(\boldsymbol{\beta}[k]) \end{pmatrix} &= \sum_{i=1}^n \begin{pmatrix} I(A_i=1) \{Y_i - m(Z_{i|1}^\top \boldsymbol{\beta}[1])\} Z_{i|1} \\ \vdots \\ I(A_i=k) \{Y_i - m(Z_{i|k}^\top \boldsymbol{\beta}[k])\} Z_{i|k} \end{pmatrix} \\ &= \sum_{i=1}^n \{Y_i - m(X_i^\top \boldsymbol{\beta})\} X_i = \sum_{i=1}^n U_i(\boldsymbol{\beta}). \end{aligned}$$

Then, applying either (2) or (3) from Section 2.1, we can obtain an empirical version of the IF for $\hat{\mu}_a$ and the corresponding variance estimator.

Specifically, the empirical version of the *theoretical* IF (3) is simply written as

$$\frac{I(A_i=a)}{\hat{\pi}_a} (Y_i - \hat{m}_{i|a}) + \hat{m}_{i|a} - \hat{\mu}_a.$$

For the one of the *empirical* IF (2), we first write the empirical version of the IF for $\hat{\boldsymbol{\beta}}$, which is $\hat{\boldsymbol{\psi}}_{\boldsymbol{\beta}} = \hat{B}^{-1} \hat{U}_i$, in terms of those quantities associated with $\hat{U}_{i|a}$. Since $\hat{\boldsymbol{\beta}}$ is a stacked vector of $\hat{\boldsymbol{\beta}}[a]$ for all a , we consider the subvector in $\hat{\boldsymbol{\psi}}_{\boldsymbol{\beta}}$ associated with $\hat{\boldsymbol{\beta}}[a]$, written as

$$\begin{aligned} &I(A_i=a) \left\{ n^{-1} \sum_{i=1}^n I(A_i=a) \hat{m}_{i|a} Z_{i|a} Z_{i|a}^\top \right\}^{-1} Z_{i|a} \{Y_i - \hat{m}_{i|a}\} \\ &= \frac{I(A_i=a)}{\hat{\pi}_a} \underbrace{\hat{B}_a^{-1} Z_{i|a} \{Y_i - \hat{m}_{i|a}\}}_{=: \hat{\boldsymbol{\psi}}_i^{\boldsymbol{\beta}[a]}}, \end{aligned} \tag{27}$$

where $\hat{B}_a = n_a^{-1} \sum_{i: A_i=a} \hat{m}_{i|a} Z_{i|a} Z_{i|a}^\top$ and $\hat{\boldsymbol{\psi}}_i^{\boldsymbol{\beta}[a]}$ presents the empirical versions of the bread matrix and the IF for $\hat{\boldsymbol{\beta}}[a]$, respectively. Then, the estimate of the *empirical* IF of $\hat{\mu}_a$ is

$$\begin{aligned} &\left\{ \frac{1}{n} \sum_{j=1}^n \hat{m}'_{j|a} \begin{pmatrix} \mathbf{0}_{a-1} \\ Z_{j|a} \\ \mathbf{0}_{k-a} \end{pmatrix}^\top \right\} \hat{\boldsymbol{\psi}}_i^{\boldsymbol{\beta}} + \hat{m}_{i|a} - \hat{\mu}_a \\ &= \frac{I(A_i=a)}{\hat{\pi}_a} \left\{ \frac{1}{n} \sum_{j=1}^n \hat{m}'_{j|a} Z_{j|a}^\top \right\} \hat{\boldsymbol{\psi}}_i^{\boldsymbol{\beta}[a]} + \hat{m}_{i|a} - \hat{\mu}_a, \end{aligned}$$

of which all components can be directly obtained from the output of fitting a GLM using off-the-shelf software packages.

B.2 Firth-corrected (FC) estimators

Let $\tilde{\beta}[a]$ be the solution of the modified score equation associated with the working model for $A_i = a$, written as

$$\sum_{i: A_i=a} U_{i|a}(\beta[a]) + \frac{1}{2} \sum_{i: A_i=a} h_{ii|a}(\beta[a]) \cdot \frac{m''(Z_{i|a}^\top \beta[a])}{m'(Z_{i|a}^\top \beta[a])} \cdot Z_{i|a} = \mathbf{0}_p$$

where

$$h_{ii|a}(\beta[a]) := m'(Z_{i|a}^\top \beta[a]) \cdot Z_{i|a}^\top \left\{ \sum_{j: A_j=a} m'(Z_{j|a}^\top \beta[a]) \cdot Z_{j|a} Z_{j|a}^\top \right\}^{-1} Z_{i|a}.$$

Now, we show that the stacked modified score equation for $a = 1, \dots, k$ is equivalent to the stacked modified score equation of $\tilde{\beta}$ defined in (7) in the main manuscript. For leverage scores, we have that $h_{ii}(\beta) \equiv h_{ii|a}(\beta[a])$ when $A_i = a$ since

$$\begin{aligned} h_{ii}(\beta) &= m'(X_i^\top \beta) \cdot Z_{i|a}^\top \left\{ \sum_{j=1}^n I(A_j = a) m'(X_j^\top \beta) \cdot Z_{j|a} Z_{j|a}^\top \right\}^{-1} Z_{i|a} \\ &= m'(Z_{i|a}^\top \beta[a]) \cdot Z_{i|a}^\top \left\{ \sum_{j: A_j=a} m'(Z_{j|a}^\top \beta[a]) \cdot Z_{j|a} Z_{j|a}^\top \right\}^{-1} Z_{i|a}. \end{aligned} \quad (28)$$

Then, we have that

$$\begin{aligned} &\begin{pmatrix} \sum_{i: A_i=1} h_{ii|1}(\beta[1]) \cdot m''(Z_{i|1}^\top \beta[1]) / m'(Z_{i|1}^\top \beta[1]) \cdot Z_{i|1} / 2 \\ \vdots \\ \sum_{i: A_i=k} h_{ii|k}(\beta[k]) \cdot m''(Z_{i|k}^\top \beta[k]) / m'(Z_{i|k}^\top \beta[k]) \cdot Z_{i|k} / 2 \end{pmatrix} \\ &= \frac{1}{2} \sum_{i=1}^n h_{ii}(\beta) \cdot \frac{m''(X_i^\top \beta)}{m'(X_i^\top \beta)} \cdot \begin{pmatrix} I(A_i = 1) Z_{i|1} \\ \vdots \\ I(A_i = k) Z_{i|k} \end{pmatrix} \end{aligned}$$

which defines the augmentation term in the modified score equation. Together with the results in Appendix B.1, it suggests that the corresponding formulae of IFs and variance estimation for g-computation estimators of stratified working models with MLE are also applicable for those with FC.

B.3 Bias reduction

Our proposals in Sections 5.1 and 5.2 are developed to estimate μ with a pooled working model (including treatment arm indicators). They are also applicable to those with stratified working models. In the following, we present our proposed estimators directly constructed using outputs from estimated stratified working models.

In the following, we only consider those D_i s with $A_i = a$, since only those data are used to estimate μ_a . Let $\hat{h}_{ii|a}$ and $\hat{\psi}_i^{\beta[a]}$ (resp. $\tilde{h}_{ii|a}$ and $\tilde{\psi}_i^{\beta[a]}$) be the corresponding leverage score and estimated IF, respectively, for $\hat{\beta}[a]$ (resp. $\tilde{\beta}[a]$). Under stratified working models, $\hat{\mu}_a^1$, $\tilde{\mu}_a^0$, and $\tilde{\mu}_a^1$ are constructed by placing $Z_{i|a}^\top \hat{\beta}^1[a]$, $Z_{i|a}^\top \tilde{\beta}^0[a]$, and $Z_{i|a}^\top \tilde{\beta}^1[a]$ in $m(\cdot)$ for (8), respectively:

$$\begin{aligned}\hat{\beta}^1[a] &= \hat{\beta}[a] + \frac{1}{n_a} \sum_{i: A_i=a} \hat{h}_{ii|a} \hat{\psi}_i^{\beta[a]}, \\ \tilde{\beta}^0[a] &= \tilde{\beta}[a] - \frac{1}{2n_a} \tilde{B}_a^{-1} \sum_{i: A_i=a} \tilde{h}_{ii|a} \cdot \frac{\tilde{m}_{i|a}''}{\tilde{m}_{i|a}'} \cdot Z_{i|a}, \\ \tilde{\beta}^1[a] &= \tilde{\beta}^0[a] + \frac{1}{n_a} \sum_{i: A_i=a} \tilde{h}_{ii|a} \tilde{\psi}_i^{\beta[a]},\end{aligned}$$

where \tilde{B}_a is the estimated bread matrix for $\tilde{\beta}[a]$. The above estimators are obtained directly from $\hat{\beta}^1$ in (9), and $\tilde{\beta}^0$, $\tilde{\beta}^1$ in (10) using (27) and (28). For the small-sample bias adjustment, the estimated linearized variable stays the same except for replacing \hat{h}_{ii} and \tilde{h}_{ii} by $\hat{h}_{ii|a}$ and $\tilde{h}_{ii|a}$, respectively.

C Additional Information on Simulations

C.1 Data generating processes

We design two simulation experiments, both with 1:1 randomization and binary outcomes, to evaluate the finite-sample performance of the proposed approach. The first one (Experiment I presented in the main manuscript) simulate a hypothetical trial of $n = 60$, $\mu_1 = 25\%$ and $\mu_2 = 60\%$, while the other one (Experiment II presented in Appendix C.4) of $n = 200$, $\mu_1 = 10\%$ and $\mu_2 = 25\%$. Both hypothetical trials are powered at 80% with a one-sided significance level of $\alpha = 0.025$ to test the null hypothesis $H_0 : \mu_2 - \mu_1 = 0$ against their respective alternatives, $H_a : \mu_2 - \mu_1 = 35\%$ and $H_a : \mu_2 - \mu_1 = 15\%$. In each experiment, the simulation results are based on 10,000 repeated runs.

For each experiment, the outcomes are drawn from a Bernoulli distribution, with

$$\text{pr}(Y_i = 1 | A_i = a, W_i) = \text{expit} \left(\beta_a^A + \sum_{j=1}^q \beta_j^W W_{ij}^* \right),$$

where $\text{expit}(x) = 1/(1 + e^{-x})$ and $q = 10$ for Experiment I and 35 for Experiment II. The randomization scheme, to generate $A_i \in \{1, 2\}$, is designed to approximate simple randomization, while the sizes of the two arms are kept exactly the same, reflecting a completely randomized experiment. Each of those baseline covariates is independently drawn from a standard normal distribution. The values of the treatment and covariate effects are carefully selected to simulate the two hypothetical trials,

- Experiment I ($q = 10$): $(\beta_1^A, \beta_2^A) = (-1.5836, 0.5923)$, $\beta_j^W = \sqrt{0.8 \times \log(5)^2/4}$ for $j = 1, \dots, 4$ and $\sqrt{0.2 \times \log(5)^2/6}$ for $j = 5, \dots, 10$, such that $\sum_{j=1}^q \{\beta_j^W\}^2 = \log(5)^2$

- Experiment II ($q = 35$): $(\beta_1^A, \beta_2^A) = (-4.7173, -2.4760)$, $\beta_j^W = \sqrt{\log(25)^2/35}$ for all j s, such that $\sum_{j=1}^q \{\beta_j^W\}^2 = \log(25)^2$.

The choice ensures that the cumulative effect of all W_{ij}^* on the outcome Y_i is moderate (odds ratio of 5) and strong (odds ratio of 25), respectively for two hypothetical trials, while the effect of a single covariate is weak.

In each simulated trial, a logistic regression is fitted to adjust for a set of covariates, transformed from W_{ij} s as follows:

- Experiment I: $W_{ij} = W_{ij}^* + 5$ for $j = 1, \dots, 4$ and $|W_{ij}^*| + 5$ for $j = 5, \dots, 10$;
- Experiment II: $W_{ij} = W_{ij}^* + 5$ for $j = 1, \dots, 30$ and $|W_{ij}^*| + 5$ for $j = 31, \dots, 35$.

The transformation ensures that the working models are always misspecified.

C.2 Working model fit

All MLEs are obtained using **glm** function in R Statistical Software and FC estimates are obtained using **brglm2** package (Kosmidis, 2023). We set the maximal number of iterations to be 500 for both MLE and FC, so their fitting algorithm should converge numerically in all simulations even when stationary points do not exist. For example, MLE may not exist when the data is near complete separation for binary responses in our simulation experiments, and then, in theory, the fitting algorithm should diverge. However, in practice, it would generally stops at unreasonably large absolute values with numerical convergence criteria being met.

C.3 Simulation experiment I: additional simulation results

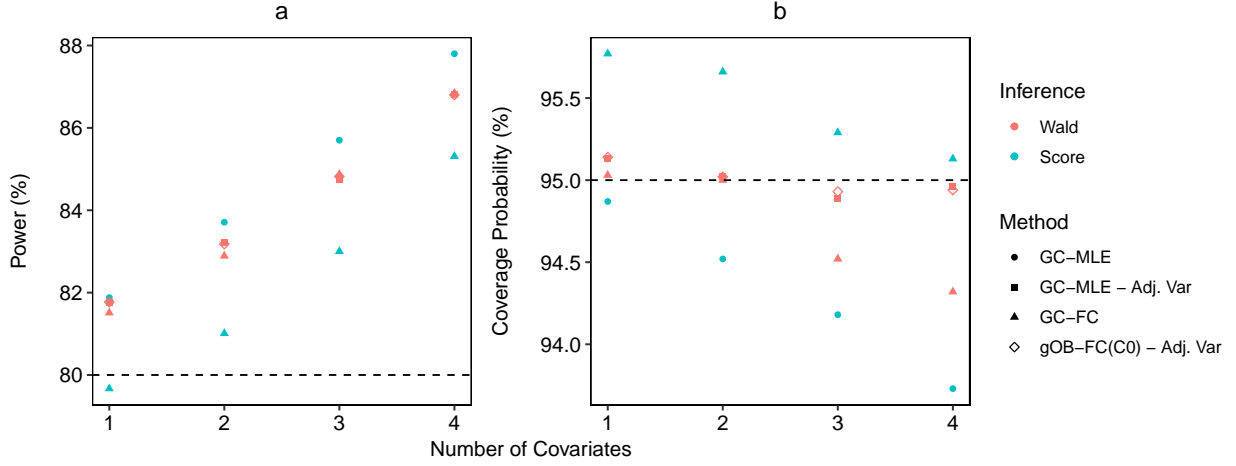


Figure A.1: The power of testing $H_0 : \mu_2 - \mu_1 = 0$ (a) and the coverage probability of the 95% confidence interval (b) for **GC-MLE** ($\hat{\mu}_2 - \hat{\mu}_1$), **GC-FC** ($\tilde{\mu}_2 - \tilde{\mu}_1$), and **gOB-FC(C0)** ($\tilde{\mu}_2^0 - \tilde{\mu}_1^0$) under the same hypothetical trial of Figure 1 ($n = 60, \mu_1 = 25\%, \mu_2 = 60\%$). All estimators use a pooled working model (logistic regression) to adjust for up to four baseline covariates (i.e, a maximum of $p = 6$, thus $p/n \leq 0.1$), which are strongly associated with the outcomes. For hypothesis testing and interval estimation, the Wald-based method is used for **GC-MLE** and **gOB-FC(C0)** with small-sample bias adjustment and the score-based method is used for **GC-MLE** and **GC-FC** with the unadjusted variance estimator.

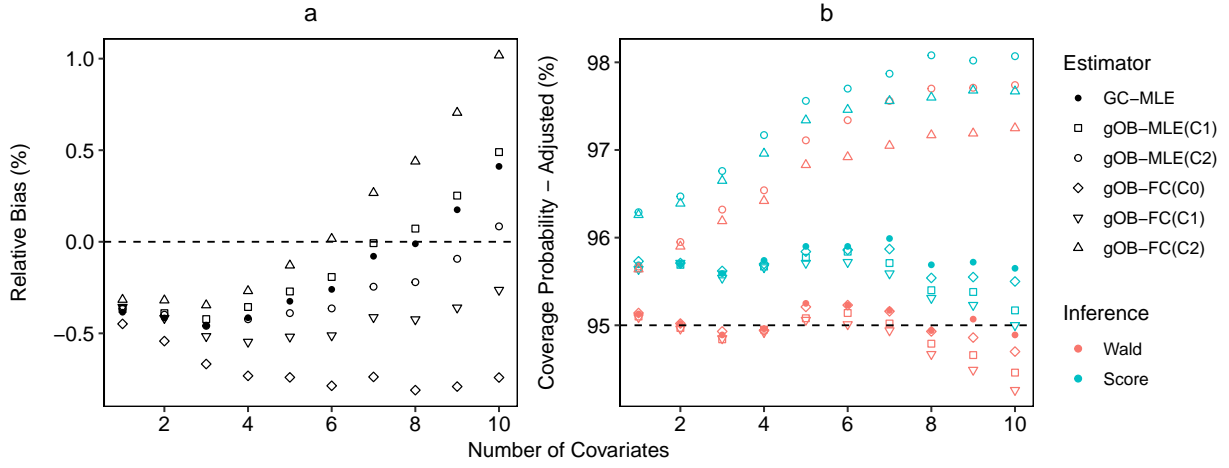


Figure A.2: The bias of treatment effect estimates (a) and the coverage probability of the 95% confidence interval (b) for **GC-MLE** ($\hat{\mu}_2 - \hat{\mu}_1$), **GC-MLE(C1)** ($\hat{\mu}_2^1 - \hat{\mu}_1^1$), **GC-MLE(C2)** ($\hat{\mu}_2^2 - \hat{\mu}_1^2$), **gOB-FC(C0)** ($\tilde{\mu}_2^0 - \tilde{\mu}_1^0$), **gOB-FC(C1)** ($\tilde{\mu}_2^1 - \tilde{\mu}_1^1$), and **gOB-FC(C2)** ($\tilde{\mu}_2^2 - \tilde{\mu}_1^2$) under the same hypothetical trial of Figure 1 ($n = 60, \mu_1 = 25\%, \mu_2 = 60\%$). All estimators adjust for up to ten baseline covariates using a pooled working model (logistic regression), with a maximum of $p = 12$ parameters, thus $p/n \leq 0.2$. Interval estimation is performed using the small-sample bias adjusted variance estimators.

C.4 Simulation experiment II

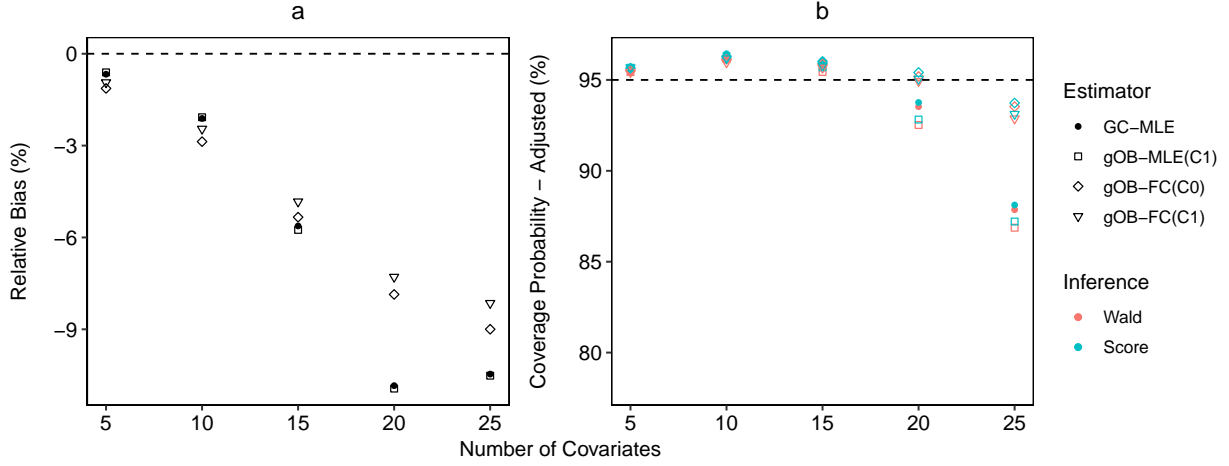


Figure A.3: The bias of treatment effect estimation (a) and the coverage probability of the 95% confidence interval (b) for **GC-MLE** ($\hat{\mu}_2 - \hat{\mu}_1$), **GC-MLE(C1)** ($\hat{\mu}_2^1 - \hat{\mu}_1^1$), **gOB-FC(C0)** ($\hat{\mu}_2^0 - \hat{\mu}_1^0$) and **gOB-FC(C1)** ($\hat{\mu}_2^1 - \hat{\mu}_1^1$) under a hypothetical trial (1:1 randomization) of $n = 200$, $\mu_1 = 10\%$, and $\mu_2 = 25\%$. All estimators use two separate (i.e., stratified) working models (logistic regression) and each model adjusts for ten to twenty-five baseline covariates. The small-sample bias adjusted variance estimators are used for interval estimation.

We conduct a simulation experiment to evaluate the finite-sample performance of the proposed estimators with stratified working models (Appendix B.3) adjusting for baseline covariates of moderately high dimensions. We consider a hypothetical trial (1:1 randomization) of $n = 200$, $\mu_1 = 10\%$, and $\mu_2 = 25\%$. The details of the data generating process are provided in Appendix C.1, and that for nuisance parameter estimation are provided in Appendix C.2. A stratified working model (logistic regression) is applied, that is, a separate logistic regression is fitted to each arm and each model adjusts for ten to twenty-five baseline covariates. The small-sample bias adjusted variance estimators are used for interval estimation.

The simulation results summarized in Figure A.3 demonstrate the superior performance of **gOB-FC(C1)** in reducing the bias while preserving the coverage probability. When adjusting for ten baseline covariates in each model, the biases of the MLE-based estimators are slightly smaller than those of FC-based ones. However with increased number of adjusted covariates, the two FC-based ones significantly outperform. Next, we observe that **GC-MLE(C1)** has little improvement over **GC-MLE**. The failure of bias reduction is due to that when adjusting for so many covariates, some $|\hat{\beta}_r|$'s tend to be unreasonably large, significantly deviating from their true values.

D Auxiliary Technical Results

D.1 Equivalence of empirical and theoretical IFs

Let $X_i^\top = (J_i^\top, Z_i^\top)$ and $X_{i|a}^\top = (J(a)^\top, Z_{i|a}^\top)$, where $J_i = (I(A_i = 1), I(A_i = 2), \dots, I(A_i = k))^\top$ and $J(a)$ is a k -dimensional vector with only the a -th row being 1 and the other being 0. This formulation of X_i is equivalent to the usual one, with an intercept and the treatment assignment. The former formulation is adopted for mathematical convenience.

Since $J_i^\top J(a) \equiv I(A_i = a)$, $J(a)$ is not a random vector and

$$B = \mathbb{E}[m'_i \cdot X_i X_i^\top] = \begin{pmatrix} \mathbb{E}[m'_i \cdot J_i J_i^\top] & \mathbb{E}[m'_i \cdot J_i Z_i^\top] \\ \mathbb{E}[m'_i \cdot Z_i J_i^\top] & \mathbb{E}[m'_i \cdot Z_i Z_i^\top] \end{pmatrix}.$$

we have that,

$$\begin{aligned} B \cdot \begin{pmatrix} J(a)/\pi_a \\ \mathbf{0}_{p-k} \end{pmatrix} &= \begin{pmatrix} \mathbb{E}[m'_i \cdot J_i I(A_i = a)]/\pi_a \\ \mathbb{E}[m'_i \cdot Z_i I(A_i = a)]/\pi_a \end{pmatrix} = \begin{pmatrix} \mathbb{E}[m'_{i|a} \cdot J(a)|A_i = a] \\ \mathbb{E}[m'_{i|a} \cdot Z_{i|a}|A_i = a] \end{pmatrix} \\ &= \mathbb{E}[m'_{i|a} \cdot X_{i|a}|A_i = a] = \mathbb{E}[m'_{i|a} \cdot X_{i|a}]. \end{aligned}$$

The last equality holds due to simple randomization. Therefore, we obtain (4):

$$\mathbb{E}[m'_{i|a} \cdot X_{i|a}^\top] B^{-1} X_i = \begin{pmatrix} J(a)^\top/\pi_a & \mathbf{0}_{p-k}^\top \end{pmatrix} \cdot \begin{pmatrix} J_i \\ Z_i \end{pmatrix} = \frac{I(A_i = a)}{\pi_a}.$$

D.2 First-order bias formulae for nuisance parameter estimators

D.2.1 MLEs under misspecification

In this section, we prove (5) in the main manuscript (Section 2.2). Let both $U_i(\beta)$ and β be of p dimensions, and write $U_i(\beta) := (U_{i1}(\beta), \dots, U_{ip}(\beta))^\top$. Since $\hat{\beta}$ is the MLE of β , $\hat{U}^{(n)} := \sum_{i=1}^n \hat{U}_i \equiv 0$. We further write $U^{(n)} := U^{(n)}(\beta_0)$, $U^{(n)} = (U_1^{(n)}, \dots, U_p^{(n)})^\top$, $\nabla U_r^{(n)} := \nabla_\beta U_r^{(n)}$, and $\nabla U^{(n)} := \nabla_\beta U^{(n)} = (\nabla U_1^{(n)}, \dots, \nabla U_p^{(n)})$. Following the standard first-order approximation of M -estimators (Stefanski and Boos, 2002), we have

$$\hat{\beta} - \beta_0 = \underbrace{B^{-1}U^{(n)}/n}_{O_{\mathbb{P}}(n^{-1/2})} + O_{\mathbb{P}}(n^{-1}). \quad (29)$$

Assuming that $U_i(\beta)$ is the score equation of a correctly specified parametric model, Cox and Snell (1968) derived the first-order bias of $\hat{\beta}$ by a standard second-order Taylor expansion of the score equation $\hat{U}_r^{(n)} = 0$: for $r = 1, \dots, p$,

$$U_r^{(n)} + \nabla U_r^{(n)\top} (\hat{\beta} - \beta_0) + \frac{1}{2} (\hat{\beta} - \beta_0)^\top \nabla^2 U_r^{(n)} (\hat{\beta} - \beta_0) + O_{\mathbb{P}}(n^{-1}) = 0, \quad (30)$$

where we let $\nabla^2 U_r^{(n)} := \nabla_{\beta\beta}^2 U_r^{(n)}$ to simplify the notation. After taking the expectation on both sides of (30), the first term in the LHS of (30) has mean zero. In the following, we compute the means of the next two terms without assuming that the working GLM is correct.

We first consider the mean of the second term in the LHS of (30). Let $\hat{\beta}_s$ (resp. β_{0s}) be the s th element of $\hat{\beta}$ (resp. β_0), $\nabla_s U_r^{(n)} := \nabla_{\beta_s} U_r^{(n)}$, and $B_{r\cdot}^\top$ be the r th row of B . We have that

$$\begin{aligned} \mathbb{E} \left[\nabla U_r^{(n)\top} (\hat{\beta} - \beta_0) \right] &= \sum_s \mathbb{E} \left[\nabla_s U_r^{(n)} (\hat{\beta}_s - \beta_{0s}) \right] \\ &= \sum_s \mathbb{E} \left[\nabla_s U_r^{(n)} \right] \mathbb{E} \left[\hat{\beta}_s - \beta_{0s} \right] + \sum_s \text{Cov} \left(\nabla_s U_r^{(n)}, \hat{\beta}_s - \beta_{0s} \right) \\ &= -n B_{r\cdot}^\top \mathbb{E} \left[\hat{\beta} - \beta_0 \right] + \sum_s \text{Cov} \left(\nabla_s U_r^{(n)}, \hat{\beta}_s - \beta_{0s} \right). \end{aligned} \quad (31)$$

Let $B^{s\cdot\top}$ be the s th row for B^{-1} and B^{st} be the (s, t) cell of B^{-1} . Applying (29), we can replace $\hat{\beta}_s - \beta_{0s}$ by $B^{s\cdot\top} U^{(n)} / n + R_s$, where $R_s = O_{\mathbb{P}}(n^{-1})$ is a random variable, in the second term of the RHS of (31)

$$\begin{aligned} &\sum_s \text{Cov} \left(\nabla_s U_r^{(n)}, \hat{\beta}_s - \beta_{0s} \right) \\ &= \frac{1}{n} \sum_s \text{Cov} \left(\nabla_s U_r^{(n)}, U^{(n)} \right) B^{s\cdot\top} + \sum_s \text{Cov} \left(\nabla_s U_r^{(n)}, R_s \right) \\ &= \sum_s \underbrace{\text{Cov} \left(\nabla_s U_{ir}, U_i \right)}_{\text{due to simple randomization}} B^{s\cdot\top} + \sum_s \left\{ \mathbb{E} \left[\nabla_s U_r^{(n)} \cdot R_s \right] - \mathbb{E} \left[\nabla_s U_r^{(n)} \right] \mathbb{E} [R_s] \right\} \\ &= \sum_s \mathbb{E} \left[\nabla_s U_{ir} \cdot U_i^\top \right] B^{s\cdot\top} + \sum_s \mathbb{E} \left[\underbrace{\left(\nabla_s U_r^{(n)} - \mathbb{E} \left[\nabla_s U_r^{(n)} \right] \right)}_{O_{\mathbb{P}}(n^{1/2})} R_s \right] \\ &= \sum_{s,t} \mathbb{E} \left[\nabla_s U_{ir} \cdot U_{it} \right] B^{st} + O(n^{-1/2}). \end{aligned} \quad (32)$$

With (31) and (32), we have that

$$\mathbb{E} \left[\nabla U_r^{(n)\top} (\hat{\beta} - \beta_0) \right] = -n B_{r\cdot}^\top \mathbb{E} [\hat{\beta} - \beta_0] + \sum_{s,t} \mathbb{E} \left[\nabla_s U_{ir} \cdot U_{it} \right] B^{st} + O(n^{-1/2}). \quad (33)$$

We next consider the mean of the third term in the LHS of (30). Following a similar strategy, we obtain that

$$\begin{aligned} &\mathbb{E} \left[\left(\hat{\beta} - \beta_0 \right)^\top \nabla^2 U_r^{(n)} \left(\hat{\beta} - \beta_0 \right) \right] = \sum_{s,t} \mathbb{E} \left[\left(\hat{\beta}_s - \beta_{s0} \right) \left(\hat{\beta}_t - \beta_{t0} \right) \nabla_{st}^2 U_r^{(n)} \right] \\ &= \sum_{s,t} \mathbb{E} \left[\left(\hat{\beta}_s - \beta_{s0} \right) \left(\hat{\beta}_t - \beta_{t0} \right) \right] \mathbb{E} \left[\nabla_{st}^2 U_r^{(n)} \right] + \sum_{s,t} \text{Cov} \left(\left\{ \hat{\beta}_s - \beta_{s0} \right\} \left\{ \hat{\beta}_t - \beta_{t0} \right\}, \nabla_{st}^2 U_r^{(n)} \right), \end{aligned} \quad (34)$$

where we let $\nabla_{st}^2 U_r^{(n)} := \nabla_{\beta_s \beta_t}^2 U_r^{(n)}$ to simplify the notation. Applying (29), we can replace $\widehat{\beta}_s - \beta_{s0}$ by $B^{s: \top} U^{(n)} / n + R_s$ (similarly for $\widehat{\beta}_t$). For the first term in the RHS in (34), we have that

$$\begin{aligned}
& \sum_{s,t} \mathbb{E} \left[\left(\widehat{\beta}_s - \beta_{s0} \right) \left(\widehat{\beta}_t - \beta_{t0} \right) \right] \mathbb{E} \left[\nabla_{st}^2 U_r^{(n)} \right] \\
&= \sum_{s,t} \left\{ n^{-2} B^{s: \top} \mathbb{E} \left[U^{(n)} U^{(n) \top} \right] B^{t:} + n^{-1} \underbrace{\mathbb{E} \left[R_s \cdot U^{(n) \top} \right] B^{t:}}_{O(n^{-1/2})} + n^{-1} \underbrace{B^{s: \top} \mathbb{E} \left[U^{(n)} \cdot R_t \right]}_{O(n^{-1/2})} \right. \\
&\quad \left. + \underbrace{\mathbb{E} \left[R_s R_t \right]}_{O(n^{-2})} \right\} \underbrace{\mathbb{E} \left[\nabla_{st}^2 U_r^{(n)} \right]}_{O(n)} \\
&= \sum_{s,t} \underbrace{B^{s: \top} \mathbb{E} \left[U_i U_i^\top \right] B^{t:} \cdot \mathbb{E} \left[\nabla_{st}^2 U_{ir} \right]}_{\text{due to simple randomization}} + O(n^{-1/2}) \\
&= \sum_{s,t} B^{s: \top} M B^{t:} \cdot \mathbb{E} \left[\nabla_{st}^2 U_{ir} \right] + O(n^{-1/2}). \tag{35}
\end{aligned}$$

For the second term in the RHS in (34), we have that

$$\begin{aligned}
& \sum_{s,t} \text{Cov} \left(\left\{ \widehat{\beta}_s - \beta_{s0} \right\} \left\{ \widehat{\beta}_t - \beta_{t0} \right\}, \nabla_{st}^2 U_r^{(n)} \right) \\
&= \sum_{s,t} \text{Cov} \left(n^{-2} B^{s: \top} U^{(n)} U^{(n) \top} B^{t:} + n^{-1} R_s \cdot U^{(n) \top} B^{t:} + n^{-1} B^{s: \top} U^{(n)} \cdot R_t + R_s R_t, \nabla_{st}^2 U_r^{(n)} \right) \\
&= \sum_{s,t} n^{-1} \underbrace{\text{Cov} \left(B^{s: \top} U_i U_i^\top B^{t:}, \nabla_{st}^2 U_{ir} \right)}_{\text{due to simple randomization}} + \\
&\quad n^{-1} \sum_{s,t} \mathbb{E} \left(\underbrace{R_s \cdot U^{(n) \top} B^{t:}}_{O_{\mathbb{P}}(n^{-1/2})} \underbrace{\left\{ \nabla_{st}^2 U_r^{(n)} - \mathbb{E} \left[\nabla_{st}^2 U_r^{(n)} \right] \right\}}_{O_{\mathbb{P}}(n^{1/2})} \right) + \\
&\quad n^{-1} \sum_{s,t} \mathbb{E} \left(\underbrace{B^{s: \top} U^{(n)} \cdot R_t}_{O_{\mathbb{P}}(n^{-1/2})} \underbrace{\left\{ \nabla_{st}^2 U_r^{(n)} - \mathbb{E} \left[\nabla_{st}^2 U_r^{(n)} \right] \right\}}_{O_{\mathbb{P}}(n^{1/2})} \right) + \\
&\quad \sum_{s,t} \mathbb{E} \left(\underbrace{R_s R_t}_{O_{\mathbb{P}}(n^{-2})} \underbrace{\left\{ \nabla_{st}^2 U_r^{(n)} - \mathbb{E} \left[\nabla_{st}^2 U_r^{(n)} \right] \right\}}_{O_{\mathbb{P}}(n^{1/2})} \right) = O(n^{-1}). \tag{36}
\end{aligned}$$

With (34), (35) and (36), we have that

$$\mathbb{E} \left[\left(\widehat{\beta} - \beta_0 \right)^\top \nabla^2 U_r^{(n)} \left(\widehat{\beta} - \beta_0 \right) \right] = \sum_{s,t} B^{s: \top} M B^{t:} \cdot \mathbb{E} \left[\nabla_{st}^2 U_{ir} \right] + O(n^{-1/2}). \tag{37}$$

Finally, combining (30), (33), and (37) for $r = 1, \dots, p$, we have that

$$\begin{aligned}
& -nB\mathbb{E}\left[\widehat{\boldsymbol{\beta}} - \boldsymbol{\beta}_0\right] + \sum_{s,t} B^{st}\mathbb{E}\left[U_{it} \cdot \nabla_s U_i\right] + \\
& \frac{1}{2} \sum_{s,t} B^{s\cdot\top} M B^{t\cdot} \cdot \mathbb{E}\left[\nabla_{st}^2 U_i\right] + O(n^{-1/2}) = \mathbf{0}_p.
\end{aligned}$$

Then, we have that $\mathbb{E}[\widehat{\boldsymbol{\beta}} - \boldsymbol{\beta}_0] = n^{-1}\mathbf{b}_1(\widehat{\boldsymbol{\beta}}) + O(n^{-3/2})$, where

$$\mathbf{b}_1(\widehat{\boldsymbol{\beta}}) = B^{-1} \sum_{s,t} \left\{ B^{st}\mathbb{E}\left[U_{it} \cdot \nabla_s U_i\right] + \frac{1}{2} B^{s\cdot\top} M B^{t\cdot} \cdot \mathbb{E}\left[\nabla_{st}^2 U_i\right] \right\}. \quad (38)$$

This is exactly the same as the result provided in Kosmidis and Lunardon (2024, Equation (5)) without the augmentation term. When the model is correctly specified, $B^{-1} = M$ and thus $B^{s\cdot\top} M B^{t\cdot} = B^{st}$. Then, the RHS of (38) reduces to

$$B^{-1} \sum_{s,t} B^{st}\mathbb{E}\left[\frac{1}{2}\nabla_{st}^2 U_i + U_{it} \cdot \nabla_s U_i\right],$$

which is exactly the same as the result provided in Cox and Snell (1968, Equation (20)). Further, when this true model is a canonical GLM, $\mathbb{E}(U_{it} \cdot \nabla_s U_i) = \mathbf{0}_p$ (Cordeiro and McCullagh, 1991, Firth, 1993), the RHS of (38) reduces to

$$\frac{1}{2} B^{-1} \sum_{s,t} B^{st}\mathbb{E}(\nabla_{st}^2 U_i).$$

Finally, we show that $2B\mathbf{b}_1(\widehat{\boldsymbol{\beta}}) \equiv \nabla \text{tr}(B^{-1}M) \equiv \nabla_{\boldsymbol{\beta}} \text{tr}(B^{-1}M)$ to complete the proof. For $r = 1, \dots, p$, we take the partial derivative of $\text{tr}(B^{-1}M)$ with respect to β_r and write $\nabla_{\beta_r} \text{tr}(B^{-1}M)$ as $\nabla_r \text{tr}(B^{-1}M)$ for short,

$$\begin{aligned}
& \nabla_r \text{tr}(B^{-1}M) = \text{tr}(\nabla_r \{B^{-1}M\}) = \text{tr}(\nabla_r B^{-1} \cdot M) + \text{tr}(B^{-1} \nabla_r M) \\
& = \text{tr}(-B^{-1} \nabla_r B \cdot B^{-1}M) + \text{tr}(B^{-1} \nabla_r \mathbb{E}[U_i U_i^\top]) \\
& = \text{tr}(B^{-1} \nabla_r \{\nabla \mathbb{E}[U_i]\} B^{-1}M) + \text{tr}(B^{-1} \mathbb{E}[\nabla_r \{U_i U_i^\top\}]) \\
& = \text{tr}(\mathbb{E}[\nabla_r \{\nabla U_i\}] B^{-1} M B^{-1}) + \text{tr}(B^{-1} \mathbb{E}[\nabla_r U_i \cdot U_i^\top]) + \text{tr}(B^{-1} \mathbb{E}[U_i \nabla_r U_i^\top]) \\
& = \text{tr}(B^{-1} M B^{-1} \mathbb{E}[\nabla^2 U_{ir}]) + \mathbb{E}[U_i^\top B^{-1} \nabla U_{ir}] + \mathbb{E}[\nabla U_{ir}^\top \cdot B^{-1} U_i] \\
& = \sum_{s,t} B^{s\cdot\top} M B^{t\cdot} \mathbb{E}[\nabla_{st}^2 U_{ir}] + \sum_{s,t} B^{st} \mathbb{E}[U_{it} \nabla_s U_{ir}] + \sum_{s,t} B^{st} \mathbb{E}[\nabla_t U_{ir} \cdot U_{is}] \\
& = \sum_{s,t} B^{s\cdot\top} M B^{t\cdot} \mathbb{E}[\nabla_{st}^2 U_{ir}] + 2 \sum_{s,t} B^{st} \mathbb{E}[U_{it} \nabla_s U_{ir}].
\end{aligned}$$

Comparing the last term in the above display with (38) completes the proof for $\mathbf{b}_1(\widehat{\boldsymbol{\beta}})$. Besides, the last identity in the above equation suggests that

$$\nabla_r \text{tr}(B^{-1}M) = \text{tr}(B^{-1} M B^{-1} \mathbb{E}[\nabla^2 U_{ir}]) + 2 \text{tr}(B^{-1} \mathbb{E}[U_i \nabla_r U_i^\top]). \quad (39)$$

D.2.2 FC estimators under misspecification

In this section, we prove (6) in the main manuscript (Section 2.2). Firth (1993) proposed the modified score equation to remove the first-order bias of $\hat{\beta}$. It is written as $U^{(n)}(\beta) + \Delta^{(n)}(\beta) = \mathbf{0}_p$, where the r th row of $\Delta^{(n)}(\beta)$ (the augmented term) reads as

$$\begin{aligned}\Delta_r^{(n)}(\beta) &:= -\frac{1}{2} \sum_{s,t} \bar{B}^{st}(\beta) \sum_{i=1}^n \nabla_{st}^2 U_{ir}(\beta)/n \\ &= \frac{1}{2} \text{tr} \left(\bar{B}^{-1}(\beta) \{ \nabla_r \bar{B}(\beta) \} \right) \\ &= \frac{1}{2} \nabla_r \log \det(\bar{B}(\beta)).\end{aligned}$$

Here $\bar{B}(\beta) := -n^{-1} \sum_{i=1}^n \nabla U_i(\beta)$ (Firth, 1993, Section 3.1). Let $\Delta^{(n)} := \Delta^{(n)}(\beta_0)$ and $\bar{B} := \bar{B}(\beta_0)$. From (49), we have that $\bar{B}^{st} = B^{st} + O_{\mathbb{P}}(n^{-1/2})$ and thus

$$\begin{aligned}\mathbb{E} [\Delta^{(n)}] &= -\frac{1}{2} \mathbb{E} \left[\sum_{s,t} \{ B^{st} + O_{\mathbb{P}}(n^{-1/2}) \} \sum_{i=1}^n \nabla_{st}^2 U_i/n \right] \\ &= -\frac{1}{2} \sum_{s,t} \{ B^{st} + O(n^{-1/2}) \} \mathbb{E} [\nabla_{st}^2 U_i] \\ &= -\frac{1}{2} \sum_{s,t} B^{st} \mathbb{E} [\nabla_{st}^2 U_i] + O(n^{-1/2}) \\ &= \frac{1}{2} \nabla \log \det(B) + O(n^{-1/2}),\end{aligned}$$

since

$$\begin{aligned}\nabla_r \log \det(B) &= \text{tr} (B^{-1} \{ \nabla_r B \}) = -\text{tr} (B^{-1} \{ \nabla_r \mathbb{E} [\nabla U_i] \}) \\ &= -\text{tr} (B^{-1} \mathbb{E} [\nabla_r \{ \nabla U_i \}]) = -\text{tr} (B^{-1} \mathbb{E} [\nabla^2 U_{ir}]) \\ &= -\sum_{s,t} B^{st} \mathbb{E} [\nabla_{st}^2 U_{ir}].\end{aligned}\tag{40}$$

Finally, following Kosmidis and Lunardon (2024, Equation (5)), we have that

$$\begin{aligned}\mathbb{E}[\tilde{\beta} - \beta_0] &= \frac{1}{n} B^{-1} \mathbb{E} [\Delta^{(n)}] + \frac{1}{n} \mathbf{b}_1(\hat{\beta}) + O_{\mathbb{P}}(n^{-3/2}) \\ &= \frac{1}{n} \left\{ \frac{1}{2} B^{-1} \nabla \log \det(B) + \mathbf{b}_1(\hat{\beta}) \right\} + O_{\mathbb{P}}(n^{-3/2}),\end{aligned}$$

which completes the derivation for $\mathbf{b}_1(\tilde{\beta})$.

D.3 Higher-order stochastic expansion

We obtain the second-order stochastic expansion of $\hat{\beta}$ by replacing the notations of Equation (3.3)–(3.5) in Rilstone (2024) as follows: $q_i = U_i$, $\bar{q}^{(1)} = \mathbb{E}[\nabla U_i] = -B$,

$\tilde{q}_i^{(1)} = \nabla U_i - \mathbb{E}[\nabla U_i]$, and $\tilde{q}_1^{(2)} := \mathbb{E}[\mathrm{d} \nabla U_1 / \mathrm{d} \boldsymbol{\beta}]$, where $\mathrm{d} \nabla U_1 / \mathrm{d} \boldsymbol{\beta}$ is Kronecker matrix differentiation (MacRae, 1974), denoting a $p \times p^2$ matrix of the second order derivatives of U_i with respect to $\boldsymbol{\beta}$. Obviously, we have that, $d_i = -(\bar{q}^{(1)})^{-1} q_i = B^{-1} U_i = \boldsymbol{\psi}_i^\beta$. Replacing i_1, i_2 in Rilstone (2024) with i, j , we further have that

$$\begin{aligned} \boldsymbol{\psi}_{ij}^{\beta,2} &\equiv d_{ij} = -(\bar{q}^{(1)})^{-1} \left\{ \tilde{q}_i^{(1)} d_j + \frac{1}{2} \tilde{q}_1^{(2)} (d_i \otimes d_j) \right\} \\ &= B^{-1} \left\{ (\nabla U_i - \mathbb{E}[\nabla U_i]) \boldsymbol{\psi}_j^\beta + \frac{1}{2} \mathbb{E}[\mathrm{d} \nabla U_1 / \mathrm{d} \boldsymbol{\beta}] (\boldsymbol{\psi}_i^\beta \otimes \boldsymbol{\psi}_j^\beta) \right\}. \end{aligned}$$

After translating the notation from Rilstone (2024) to our notation, we have

$$\hat{\boldsymbol{\beta}} - \boldsymbol{\beta}_0 = \frac{1}{n} \sum_{i=1}^n \boldsymbol{\psi}_i^\beta + \frac{1}{n^2} \sum_{i,j=1}^n \boldsymbol{\psi}_{ij}^{\beta,2} + O_{\mathbb{P}}(n^{-3/2}). \quad (41)$$

Obviously, $\sum_i \boldsymbol{\psi}_i^\beta = O_{\mathbb{P}}(n^{1/2})$ and $\sum_{ij} \boldsymbol{\psi}_{ij}^{\beta,2} = O_{\mathbb{P}}(n)$. Besides, $\mathbb{E}[\boldsymbol{\psi}_{ij}^{\beta,2}] = \mathbf{0}_p$ for $i \neq j$ and $\mathbb{E}[\boldsymbol{\psi}_{ii}^{\beta,2}] = \mathbf{b}_1(\hat{\boldsymbol{\beta}})$, since

$$\frac{1}{n} \mathbf{b}_1(\hat{\boldsymbol{\beta}}) = \mathbb{E} \left[\frac{1}{n^2} \sum_{i,j=1}^n \boldsymbol{\psi}_{ij}^{\beta,2} \right] = \frac{1}{n} \mathbb{E} [\boldsymbol{\psi}_{ii}^{\beta,2}].$$

Next, we consider the second-order stochastic expansion of $\tilde{\boldsymbol{\beta}}$. Following Kosmidis and Lunardon (2024) (online supplementary material, expression (S1) in Section S3), we have

$$\begin{aligned} \tilde{\boldsymbol{\beta}} - \boldsymbol{\beta}_0 &= \frac{1}{n} \sum_{i=1}^n \boldsymbol{\psi}_i^\beta + \frac{1}{n^2} \sum_{i,j=1}^n \boldsymbol{\psi}_{ij}^{\beta,2} + \frac{1}{n} B^{-1} \Delta^{(n)} + O_{\mathbb{P}}(n^{-3/2}) \\ &= \frac{1}{n} \sum_{i=1}^n \boldsymbol{\psi}_i^\beta + \frac{1}{n^2} \sum_{i,j=1}^n \boldsymbol{\psi}_{ij}^{\beta,2} + \frac{1}{n} B^{-1} H_3 + O_{\mathbb{P}}(n^{-3/2}), \end{aligned} \quad (42)$$

since

$$\begin{aligned} \Delta^{(n)} &= \frac{1}{2} \sum_{i=1}^n m_i'' X_i^\top \left\{ \sum_{j=1}^n m_j' X_j X_j^\top \right\}^{-1} X_i \cdot X_i \\ &= \frac{1}{n} \sum_{i=1}^n \frac{1}{2} m_i'' X_i^\top B^{-1} X_i \cdot X_i + O_{\mathbb{P}}(n^{-1/2}) \\ &= H_3 + \left(\frac{1}{n} \sum_{i=1}^n \frac{1}{2} m_i'' X_i^\top B^{-1} X_i \cdot X_i - H_3 \right) + O_{\mathbb{P}}(n^{-1/2}) \\ &= H_3 + O_{\mathbb{P}}(n^{-1/2}), \end{aligned}$$

where we recall that H_3 is defined in Proposition 1 and the last line follows from the standard central limit theorem. The second equality in the above holds, because $n^{-1} \sum_j m_j' X_j X_j^\top$ can

be written as $B + O_{\mathbb{P}}(n^{-1/2})$ and

$$\begin{aligned} \left\{ \frac{1}{n} \sum_j m'_j X_j X_j^\top \right\}^{-1} &= \left\{ B + \frac{1}{n^{1/2}} \cdot \underbrace{O_{\mathbb{P}}(1)}_{p \times p} \right\}^{-1} = B^{-1} - \frac{1}{n^{1/2}} \cdot B^{-1} \cdot \underbrace{O_{\mathbb{P}}(1)}_{p \times p} \cdot B^{-1} \\ &= B^{-1} + O_{\mathbb{P}}(n^{-1/2}). \end{aligned} \quad (43)$$

D.4 Auxiliary results used in the proofs

Finally, we collect a set of useful auxiliary results in this section. Related notation can be found in Appendix D.2.1 and Appendix D.2.2.

Denote the r th row of $\boldsymbol{\psi}_i^\beta$ as ψ_{ir}^β . For $i, j \neq 1$, we have the following set of technical results that are useful in the above derivations.

Lemma 3. *The following hold for $i \neq j \neq 1$:*

$$\begin{aligned} \mathbb{E} \left[m'_{1|a} \cdot X_{1|a}^\top \boldsymbol{\psi}_i^\beta \right] &= 0, \quad \mathbb{E} \left[m'_{1|a} \cdot X_{1|a}^\top \boldsymbol{\psi}_{i,1}^{\beta,2} \right] = 0, \\ \mathbb{E} \left[m'_{1|a} \cdot X_{1|a}^\top \boldsymbol{\psi}_{1,j}^{\beta,2} \right] &= 0, \quad \mathbb{E} \left[m'_{1|a} \cdot X_{1|a}^\top \boldsymbol{\psi}_{i,j}^{\beta,2} \right] = \mathbb{E} \left[m'_{1|a} \cdot X_{1|a}^\top \right] \mathbb{E}[\boldsymbol{\psi}_{i,j}^{\beta,2}], \end{aligned} \quad (44)$$

and

$$\begin{aligned} \mathbb{E} \left[m''_{1|a} \cdot X_{1|a}^\top \boldsymbol{\psi}_i^\beta \boldsymbol{\psi}_i^{\beta\top} X_{1|a} \right] &= \mathbb{E} \left[m''_{1|a} \cdot X_{1|a}^\top B^{-1} M B^{-1} X_{1|a} \right], \\ \mathbb{E} \left[m''_{1|a} \cdot X_{1|a}^\top \boldsymbol{\psi}_i^\beta \boldsymbol{\psi}_1^{\beta\top} X_{1|a} \right] &= 0, \\ \mathbb{E} \left[m''_{1|a} \cdot X_{1|a}^\top \boldsymbol{\psi}_1^\beta \boldsymbol{\psi}_i^{\beta\top} X_{1|a} \right] &= 0, \\ \mathbb{E} \left[m''_{1|a} \cdot X_{1|a}^\top \boldsymbol{\psi}_i^\beta \boldsymbol{\psi}_j^{\beta\top} X_{1|a} \right] &= 0. \end{aligned} \quad (45)$$

Proof.

$$\begin{aligned} \mathbb{E} \left[m'_{1|a} \cdot X_{1|a}^\top \boldsymbol{\psi}_i^\beta \right] &= \mathbb{E} \left[m'_{1|a} \cdot X_{1|a}^\top \right] \mathbb{E}[\boldsymbol{\psi}_i^\beta] = 0, \\ \mathbb{E} \left[m'_{1|a} \cdot X_{1|a}^\top \boldsymbol{\psi}_{i,1}^{\beta,2} \right] &= \mathbb{E} \left[m'_{1|a} \cdot X_{1|a}^\top B^{-1} (\nabla U_i - \mathbb{E}[\nabla U_i]) \boldsymbol{\psi}_1^\beta \right] \\ &\quad + \frac{1}{2} \mathbb{E} \left[m'_{1|a} \cdot X_{1|a}^\top B^{-1} \mathbb{E}[\mathrm{d} \nabla U_1 / \mathrm{d} \boldsymbol{\beta}] (\boldsymbol{\psi}_i^\beta \otimes \boldsymbol{\psi}_1^\beta) \right] \\ &= \mathbb{E} \left[m'_{1|a} \mathrm{tr} \left(\boldsymbol{\psi}_1^\beta X_{1|a}^\top B^{-1} \{ \nabla U_i - \mathbb{E}[\nabla U_i] \} \right) \right] \\ &\quad + \frac{1}{2} \mathbb{E} \left[\mathrm{tr} \left(B^{-1} \mathbb{E}[\mathrm{d} \nabla U_1 / \mathrm{d} \boldsymbol{\beta}] \{ \boldsymbol{\psi}_i^\beta \otimes \boldsymbol{\psi}_1^\beta \} X_{1|a}^\top \cdot m'_{1|a} \right) \right] \\ &= \mathrm{tr} \left(\mathbb{E} \left[m'_{1|a} \cdot \boldsymbol{\psi}_1^\beta X_{1|a}^\top B^{-1} \right] \mathbb{E}[\nabla U_i - \mathbb{E}[\nabla U_i]] \right) \\ &\quad + \frac{1}{2} \mathrm{tr} \left(B^{-1} \mathbb{E}[\mathrm{d} \nabla U_1 / \mathrm{d} \boldsymbol{\beta}] \mathbb{E} \left[\boldsymbol{\psi}_i^\beta \otimes \{ \boldsymbol{\psi}_1^\beta X_{1|a}^\top \cdot m'_{1|a} \} \right] \right) \\ &= \frac{1}{2} \mathrm{tr} \left(B^{-1} \mathbb{E}[\mathrm{d} \nabla U_1 / \mathrm{d} \boldsymbol{\beta}] \cdot \mathbb{E}[\boldsymbol{\psi}_i^\beta] \otimes \mathbb{E} \left[\boldsymbol{\psi}_1^\beta X_{1|a}^\top \cdot m'_{1|a} \right] \right) = 0, \end{aligned}$$

$$\begin{aligned}
\mathbb{E} \left[m'_{1|a} \cdot X_{1|a}^\top \boldsymbol{\psi}_{1,j}^{\beta,2} \right] &= \mathbb{E} \left[m'_{1|a} \cdot X_{1|a}^\top B^{-1} (\nabla U_1 - \mathbb{E}[\nabla U_1]) \boldsymbol{\psi}_j^\beta \right] \\
&\quad + \frac{1}{2} \mathbb{E} \left[m'_{1|a} \cdot X_{1|a}^\top B^{-1} \mathbb{E}[\mathrm{d} \nabla U_1 / \mathrm{d} \boldsymbol{\beta}] (\boldsymbol{\psi}_1^\beta \otimes \boldsymbol{\psi}_j^\beta) \right] \\
&= \mathbb{E} \left[m'_{1|a} \cdot X_{1|a}^\top B^{-1} (\nabla U_1 - \mathbb{E}[\nabla U_1]) \right] \mathbb{E}[\boldsymbol{\psi}_j^\beta] \\
&\quad + \frac{1}{2} \sum_{s,t=1}^p \mathbb{E} \left[m'_{1|a} \cdot X_{1|a}^\top B^{-1} \mathbb{E}[\nabla_{st}^2 U_1] \cdot \boldsymbol{\psi}_{1s}^\beta \boldsymbol{\psi}_{jt}^\beta \right] \\
&= \frac{1}{2} \sum_{s,t=1}^p \mathbb{E} \left[m'_{1|a} \cdot X_{1|a}^\top B^{-1} \mathbb{E}[\nabla_{st}^2 U_1] \cdot \boldsymbol{\psi}_{1s}^\beta \right] \mathbb{E}[\boldsymbol{\psi}_{jt}^\beta] = 0, \\
\mathbb{E} \left[m'_{1|a} \cdot X_{1|a}^\top \boldsymbol{\psi}_{i,j}^{\beta,2} \right] &= \mathbb{E} \left[m'_{1|a} \cdot X_{1|a}^\top \right] \mathbb{E}[\boldsymbol{\psi}_{ij}^{\beta,2}].
\end{aligned}$$

Next:

$$\begin{aligned}
\mathbb{E} \left[m''_{1|a} \cdot X_{1|a}^\top \boldsymbol{\psi}_i^\beta \boldsymbol{\psi}_i^{\beta\top} X_{1|a} \right] &= \mathbb{E} \left[\mathrm{tr} \left(\boldsymbol{\psi}_i^\beta \boldsymbol{\psi}_i^{\beta\top} X_{1|a} X_{1|a}^\top \cdot m''_{1|a} \right) \right] \\
&= \mathrm{tr} \left(\mathbb{E} \left[\boldsymbol{\psi}_i^\beta \boldsymbol{\psi}_i^{\beta\top} X_{1|a} X_{1|a}^\top \cdot m''_{1|a} \right] \right) \\
&= \mathrm{tr} \left(\mathbb{E} \left[\boldsymbol{\psi}_i^\beta \boldsymbol{\psi}_i^{\beta\top} \right] \mathbb{E} \left[X_{1|a} X_{1|a}^\top \cdot m''_{1|a} \right] \right) \\
&= \mathrm{tr} \left(B^{-1} M B^{-1} \mathbb{E} \left[X_{1|a} X_{1|a}^\top \cdot m''_{1|a} \right] \right) \\
&= \mathbb{E} \left[\mathrm{tr} \left(B^{-1} M B^{-1} \cdot X_{1|a} X_{1|a}^\top \cdot m''_{1|a} \right) \right] \\
&= \mathbb{E} \left[m''_{1|a} \cdot X_{1|a}^\top B^{-1} M B^{-1} X_{1|a} \right], \\
\mathbb{E} \left[m''_{1|a} \cdot X_{1|a}^\top \boldsymbol{\psi}_i^\beta \boldsymbol{\psi}_1^{\beta\top} X_{1|a} \right] &= \mathbb{E} \left[\mathrm{tr} \left(\boldsymbol{\psi}_i^\beta \boldsymbol{\psi}_1^{\beta\top} X_{1|a} X_{1|a}^\top \cdot m''_{1|a} \right) \right] \\
&= \mathrm{tr} \left(\mathbb{E} \left[\boldsymbol{\psi}_i^\beta \boldsymbol{\psi}_1^{\beta\top} X_{1|a} X_{1|a}^\top \cdot m''_{1|a} \right] \right) \\
&= \mathrm{tr} \left(\mathbb{E}[\boldsymbol{\psi}_i^\beta] \mathbb{E} \left[\boldsymbol{\psi}_1^{\beta\top} X_{1|a} X_{1|a}^\top \cdot m''_{1|a} \right] \right) = 0, \\
\mathbb{E} \left[m''_{1|a} \cdot X_{1|a}^\top \boldsymbol{\psi}_1^\beta \boldsymbol{\psi}_i^{\beta\top} X_{1|a} \right] &= \mathbb{E} \left[m''_{1|a} \cdot X_{1|a}^\top \boldsymbol{\psi}_i^\beta \boldsymbol{\psi}_1^{\beta\top} X_{1|a} \right]^\top = 0, \\
\mathbb{E} \left[m''_{1|a} \cdot X_{1|a}^\top \boldsymbol{\psi}_i^\beta \boldsymbol{\psi}_j^{\beta\top} X_{1|a} \right] &= \mathbb{E} \left[\mathrm{tr} \left(\boldsymbol{\psi}_i^\beta \boldsymbol{\psi}_j^{\beta\top} X_{1|a} X_{1|a}^\top \cdot m''_{1|a} \right) \right] \\
&= \mathrm{tr} \left(\mathbb{E} \left[\boldsymbol{\psi}_i^\beta \boldsymbol{\psi}_j^{\beta\top} X_{1|a} X_{1|a}^\top \cdot m''_{1|a} \right] \right) \\
&= \mathrm{tr} \left(\mathbb{E}[\boldsymbol{\psi}_i^\beta] \mathbb{E}[\boldsymbol{\psi}_j^{\beta\top}] \mathbb{E} \left[X_{1|a} X_{1|a}^\top \cdot m''_{1|a} \right] \right) = 0.
\end{aligned}$$

□

Lemma 4. *The following hold for $i, j \neq 1$:*

$$\mathbb{E} \left[m'_{1|a} \cdot X_{1|a}^\top \right] B^{-1} H_1 = \mathbb{E} \left[m'_i \cdot X_{i|a}^\top \boldsymbol{\psi}_i^\beta \middle| A_i = a \right], \quad (46)$$

$$\mathbb{E} \left[m'_{1|a} \cdot X_{1|a}^\top \right] B^{-1} H_2 = \frac{1}{2} \mathbb{E} \left[m''_{i|a} \cdot X_{i|a}^\top B^{-1} M B^{-1} X_{i|a} \right], \quad (47)$$

$$\mathbb{E} \left[m'_{1|a} \cdot X_{1|a}^\top \right] B^{-1} H_3 = \frac{1}{2} \mathbb{E} \left[m''_{i|a} \cdot X_{i|a}^\top B^{-1} X_{i|a} \right]. \quad (48)$$

Proof. Using (4), we have the following results,

$$\begin{aligned}
\mathbb{E} [m'_{1|a} \cdot X_{1|a}^\top] B^{-1} H_1 &= \mathbb{E} [m'_{1|a} \cdot X_{1|a}^\top] B^{-1} \mathbb{E} [m'_i(Y_i - m_i) \cdot X_i^\top B^{-1} X_i \cdot X_i] \\
&= \mathbb{E} \left[m'_i(Y_i - m_i) \cdot X_i^\top B^{-1} X_i \cdot \underbrace{\mathbb{E} [m'_{1|a} X_{1|a}^\top] B^{-1} X_i}_{(4)} \right] \\
&= \mathbb{E} \left[m'_i(Y_i - m_i) \cdot X_i^\top B^{-1} X_i \cdot \frac{I(A_i = a)}{\pi_a} \right] \\
&= \mathbb{E} \left[m'_i \cdot X_i^\top \underbrace{B^{-1} X_i (Y_i - m_i)}_{=\psi_i^\beta} \middle| A_i = a \right], \\
\mathbb{E} [m'_{1|a} \cdot X_{1|a}^\top] B^{-1} H_2 &= \frac{1}{2} \mathbb{E} [m'_{1|a} X_{1|a}^\top] B^{-1} \mathbb{E} [m''_i \cdot X_i^\top B^{-1} M B^{-1} X_i \cdot X_i] \\
&= \frac{1}{2} \mathbb{E} \left[m''_i \cdot X_i^\top B^{-1} M B^{-1} X_i \cdot \underbrace{\mathbb{E} [m'_{1|a} X_{1|a}^\top] B^{-1} X_i}_{(4)} \right] \\
&= \frac{1}{2} \mathbb{E} \left[m''_i \cdot X_i^\top B^{-1} M B^{-1} X_i \cdot \frac{I(A_i = a)}{\pi_a} \right] \\
&= \frac{1}{2} \mathbb{E} [m''_i \cdot X_i^\top B^{-1} M B^{-1} X_i | A_i = a] \\
&= \frac{1}{2} \mathbb{E} [m''_{i|a} \cdot X_{i|a}^\top B^{-1} M B^{-1} X_{i|a}], \\
\mathbb{E} [m'_{1|a} \cdot X_{1|a}^\top] B^{-1} H_3 &= \frac{1}{2} \mathbb{E} [m'_{1|a} X_{1|a}^\top] B^{-1} \mathbb{E} [m''_i \cdot X_i^\top B^{-1} X_i \cdot X_i] \\
&= \frac{1}{2} \mathbb{E} \left[m''_i \cdot X_i^\top B^{-1} X_i \cdot \underbrace{\mathbb{E} [m'_{1|a} X_{1|a}^\top] B^{-1} X_i}_{(4)} \right] \\
&= \frac{1}{2} \mathbb{E} \left[m''_i \cdot X_i^\top B^{-1} X_i \cdot \frac{I(A_i = a)}{\pi_a} \right] \\
&= \frac{1}{2} \mathbb{E} [m''_i \cdot X_i^\top B^{-1} X_i | A_i = a] \\
&= \frac{1}{2} \mathbb{E} [m''_{i|a} X_{i|a}^\top B^{-1} X_{i|a}].
\end{aligned}$$

□

Lemma 5. Let $\hat{B} := n^{-1} \sum_{i=1}^n \hat{m}'_i \cdot X_i X_i^\top$ and $\tilde{B} := n^{-1} \sum_{i=1}^n \tilde{m}'_i \cdot X_i X_i^\top$. We have that

$$\begin{aligned}
\|\hat{B}^{-1} - B^{-1}\|_{op} &= O_{\mathbb{P}}(n^{-1/2}), \\
\|\tilde{B}^{-1} - B^{-1}\|_{op} &= O_{\mathbb{P}}(n^{-1/2}).
\end{aligned} \tag{49}$$

Furthermore, the following hold:

$$\hat{\psi}_i^\beta - B^{-1} X_i (Y_i - m_i) = O_{\mathbb{P}}(n^{-1/2}), \tag{50}$$

$$\sum_{i=1}^n \widehat{h}_{ii} \widehat{\psi}_i^\beta - B^{-1} H_1 = O_{\mathbb{P}}(n^{-1/2}), \quad (51)$$

$$\frac{1}{2} \sum_{i=1}^n \widetilde{h}_{ii} \cdot \frac{\widetilde{m}_i''}{\widetilde{m}_i'} \cdot \widetilde{B}^{-1} X_i - B^{-1} H_3 = O_{\mathbb{P}}(n^{-1/2}). \quad (52)$$

Proof. Since $\widehat{m}_i = m_i + O_{\mathbb{P}}(n^{-1/2})$ and p is fixed, similar to (43), we have that

$$\|\widehat{B}^{-1} - B^{-1}\|_{op} = \left\| \left(\frac{1}{n} \sum_{i=1}^n \widehat{m}_i' \cdot X_i X_i^\top \right)^{-1} - (\mathbb{E}[m_i' \cdot X_i X_i^\top])^{-1} \right\|_{op} = O_{\mathbb{P}}(n^{-1/2}).$$

Next, we have

$$\begin{aligned} & \widehat{\psi}_i^\beta - B^{-1} X_i (Y_i - m_i) \\ &= \widehat{B}^{-1} X_i (Y_i - \widehat{m}_i) - B^{-1} X_i (Y_i - m_i) \\ &= \widehat{B}^{-1} X_i (m_i - \widehat{m}_i) + (\widehat{B}^{-1} - B^{-1}) X_i (Y_i - m_i) \\ &= O_{\mathbb{P}}(n^{-1/2}), \end{aligned}$$

where the last line follows from triangle inequality and (49).

Then by the same argument,

$$\begin{aligned} & \sum_{i=1}^n \widehat{h}_{ii} \widehat{\psi}^\beta - B^{-1} H_1 \\ &= \frac{1}{n} \sum_{i=1}^n \widehat{m}_i' \cdot X_i^\top \widehat{B}^{-1} X_i \cdot \widehat{B}^{-1} X_i (Y_i - \widehat{m}_i) - \mathbb{E} [m_i' \cdot X_i^\top B^{-1} X_i \cdot B^{-1} X_i (Y_i - m_i)] \\ &= O_{\mathbb{P}}(n^{-1/2}). \end{aligned}$$

Finally, analogous to (49), we have $\|\widetilde{B}^{-1} - B^{-1}\|_{op} = O_{\mathbb{P}}(n^{-1/2})$ and thus

$$\begin{aligned} & \frac{1}{2} \sum_{i=1}^n \widetilde{h}_{ii} \cdot \frac{\widetilde{m}_i''}{\widetilde{m}_i'} \cdot \widetilde{B}^{-1} X_i - B^{-1} H_3 \\ &= \frac{1}{2} \left\{ \frac{1}{n} \sum_{i=1}^n \widetilde{m}_i'' \cdot X_i^\top \widetilde{B}^{-1} X_i \cdot \widetilde{B}^{-1} X_i - \mathbb{E} [m_i'' \cdot X_i^\top B^{-1} X_i \cdot B^{-1} X_i] \right\} \\ &= O_{\mathbb{P}}(n^{-1/2}). \end{aligned}$$

□

E R Code Demo

E.1 Functions for variance estimation and statistical inference

```
# for gcomp_func.R file
# functions for variance estimation and statistical inference of
# g-computation and debiased gOB estimators

vcov_mu_sandwich <- function(mu, predict, y, x, beta, inv.bread = NULL) {

  # Variance estimation for the vector of treatment-specific means (empirical IF)
  # mu: est per arm (k arms)
  # predict: predicted values of each subject for each arm
  # y: observed outcomes
  # x: design matrix
  # beta: est of nuisance paramters
  # inv.bread: inverse of bread matrix

  mu_deriv <- sapply(0:1, function(a) { # derivates used in the variance estimation
    xa <- x;
    xa[, 2] <- a;
    colMeans(predict[, a+1] * (1 - predict[, a+1]) * xa)})
  y_fitted <- c(plogis(x %*% beta))

  if (is.null(inv.bread)) {
    bread <- t(x) %*% diag(y_fitted * (1 - y_fitted)) %*% x / length(y)
    inv.bread <- solve(bread) # solve() / qr.solve() : bread matrix inversion - naive or QR
  }

  if_beta <- (x * (y - y_fitted)) %*% inv.bread # influence function for beta

  # influence function for mu
  if_mu <- if_beta %*% mu_deriv + predict -
    matrix(mu, nrow = length(y), ncol = 2, byrow = TRUE)
  vcov_mu <- var(if_mu) / length(y) # variance

  return(list(vcov = vcov_mu, ifunc = if_mu, var.wm = var(if_beta) / length(y),
    ifunc.wm = if_beta, y.hat = y_fitted,
    deriv.mu = mu_deriv, bread.inv = inv.bread))
}

vcov_mu_eif <- function(mu, predict, y, arm, adjust = 0) {

  # Variance estimation for the vector of treatment-specific means (theoretical IF)
  # mu: est per arm (k arms)
  # predict: predicted values of each subject for each arm
  # y: observed outcomes
  # arm: treatment groups (starting from 0)
  # adjust = hatvalues for small-sample bias adjustment (0 for no adjustment)

  n <- length(y)
  nA <- table(arm)
  eif <- sapply(0:1, function(a)
    (1 + adjust) * ifelse(arm == a, 1, 0) / (nA[a+1]/length(y)) *
    (y - predict[, a+1]) + predict[, a+1] - mu[a+1]
  )

  vcov_mu <- var(eif) / length(y)

  return(list(vcov = vcov_mu, ifunc = eif))
}

test_diff <- function(mu, v, n, null = 0, level = 0.95) {

  # Statistical inference for differences of means
```

```

# mu: gcomp for control and tested arms
# v: variance of estimators for treatment-specific means
# n: sample sizes
# null: null value
# level: confidence level

delta <- mu[2] - mu[1]
v_delta <- v[1, 1] - 2 * v[1, 2] + v[2, 2]

# Wald test

z_wald <- (delta - null) / sqrt(v_delta)
p_wald <- 1 - pnorm(z_wald)
ci_wald <- delta + sqrt(v_delta) * qnorm(c((1-level)/2, (1+level)/2))

# score test

z_score <- delta / sqrt(v_delta + (delta - null)^2 / n)
p_score <- 1 - pnorm(z_score)
ci_score <- delta + sqrt(v_delta * qchisq(level, df = 1) /
                        (1 - qchisq(level, df = 1) / n)) * c(-1, 1)
return(list(
  delta = delta, var = v_delta,
  ward = list(pval = p_wald, ci = ci_wald, z = z_wald),
  score = list(pval = p_score, ci = ci_score, z = z_score),
  null = null, level = level))
}

```

E.2 R code demo for debiased gOB estimators with MLE

```

# R code demo for g-computation and debiased gOB estimators with MLE
# pooled working models

library(dplyr)
source("../gcomp_func.R")

# simulation for a hypothetical trial of N = 60 with pi1 = 25% and pi2 = 60%

n <- 60
p_max <- 10
betaW <- c(rep(sqrt(0.8 * log(5)^2/4), 4), rep(sqrt(0.2 * log(5)^2/6), 6))
betaA <- c(-1.5836, 0.5923)

set.seed(12345)

df_sim <- data.frame(Y = rep(0, n), A = rep(0, n))

for (bsvar in paste0("W", 1:p_max)) {
  df_sim[, bsvar] <- rnorm(n, 0)
}

df_sim$A <- sample(rep(0:1, n/2), size = n, replace = FALSE)

df_sim$Y <- mapply(function(a, cum) {
  rbinom(n = 1, size = 1, prob = plogis(betaA[a+1]+cum))
}, df_sim$A, tcrossprod(as.matrix(df_sim[, -c(1, 2)]), matrix(betaW, ncol = p_max)))

df_sim[, 3:6] <- df_sim[, 3:6] + 5 # covariates are not centered at zeros
df_sim[, 7:12] <- abs(df_sim[, 7:12]) + 5 # ensure all working models are wrong

# unadjusted analysis

nA <- table(df_sim$A)
p_unadj <- tapply(df_sim$Y, df_sim$A, mean)

```



```

unadj<- p_unadj[2] - p_unadj[1]
se_unadj <- sqrt(p_unadj[2] * (1 - p_unadj[2]) / nA[2] +
                p_unadj[1] * (1 - p_unadj[1]) / nA[1]) # se

# g-computation (adjust for W1-W4)

wm <- glm(Y ~ ., data = df_sim[, 1:(2+4)], family = binomial, x = TRUE,
          control = list(epsilon = 1e-06, maxit = 200))

predict_gc <- sapply(0:1, function(a) {
  dmat_a <- wm$x;
  dmat_a[, 2] <- a;
  plogis(dmat_a %*% coef(wm)))})

mu_gc <- colMeans(predict_gc)
vhat <- hatvalues(wm)
vcov_gc <- vcov_mu_sandwich(mu_gc, predict_gc, wm$y, wm$x, coef(wm), n * vcov(wm)) # unadj var
bcv_mu <- vcov_mu_eif(mu_gc, predict_gc, wm$y, wm$x[, 2], adjust = vhat) # adj var
d_gc_bcv <- test_diff(mu_gc, bcv_mu$vcov, n) #

# gOB-MLE(C1)

beta_c1 <- coef(wm) + colMeans(vhat * vcov_gc$ifunc.wm)

predict_bc1 <- sapply(0:1, function(a) {
  dmat_a <- wm$x;
  dmat_a[, 2] <- a;
  plogis(dmat_a %*% beta_c1)})})

mu_bc1gob <- colMeans(cbind(
  ifelse(df_sim$A == 0, wm$y, predict_bc1[, 1]),
  ifelse(df_sim$A == 1, wm$y, predict_bc1[, 2])))
bcv_bc1gob <- vcov_mu_eif(mu_bc1gob, predict_bc1, wm$y, wm$x[, 2], adjust = vhat)
d_bc1gob_bcv <- test_diff(mu_bc1gob, bcv_bc1gob$vcov, n)

# gOB-MLE(C2)

beta_c2 <- sapply(1:n, function(ii) {
  coef(wm) - vcov_gc$ifunc.wm[ii, ] / n + colMeans(vhat * vcov_gc$ifunc.wm)
})

predict_bc2 <- sapply(0:1, function(a) {
  dmat_a <- wm$x;
  dmat_a[, 2] <- a;
  plogis(diag(dmat_a %*% beta_c2))})})

mu_bc2gob <- colMeans(cbind(
  ifelse(df_sim$A == 0, wm$y, predict_bc2[, 1]),
  ifelse(df_sim$A == 1, wm$y, predict_bc2[, 2])))
bcv_bc2gob <- vcov_mu_eif(mu_bc2gob, predict_bc2, wm$y, wm$x[, 2], adjust = vhat)
d_bc2gob_bcv <- test_diff(mu_bc2gob, bcv_bc2gob$vcov, n)

# output

c(unadj, d_gc_bcv$delta, d_bc1gob_bcv$delta, d_bc2gob_bcv$delta)
c(se_unadj^2, d_gc_bcv$var, d_bc1gob_bcv$var, d_bc2gob_bcv$var)

```

E.3 R code demo for debiased gOB estimators with FC

```

# R code demo for debiased gOB estimators with FC
# pooled working models

library(dplyr)
library(brglm2)

```

```

source("./gcomp_func.R")

# simulation for a hypothetical trial of N = 60 with pi1 = 25% and pi2 = 60%

n <- 60
p_max <- 10
betaW <- c(rep(sqrt(0.8 * log(5)^2/4), 4), rep(sqrt(0.2 * log(5)^2/6), 6))
betaA <- c(-1.5836, 0.5923)

set.seed(12345)

df_sim <- data.frame(Y = rep(0, n), A = rep(0, n))

for (bsvar in paste0("W", 1:p_max)) {
  df_sim[, bsvar] <- rnorm(n, 0)
}

df_sim$A <- sample(rep(0:1, n/2), size = n, replace = FALSE)

df_sim$Y <- mapply(function(a, cum) {
  rbinom(n = 1, size = 1, prob = plogis(betaA[a+1]+cum))
}, df_sim$A, tcrossprod(as.matrix(df_sim[, -c(1, 2)]), matrix(betaW, ncol = p_max)))

df_sim[, 3:6] <- df_sim[, 3:6] + 5 # covariates are not centered at zeros
df_sim[, 7:12] <- abs(df_sim[, 7:12]) + 5 # ensure all working models are wrong

# unadjsted analysis

nA <- table(df_sim$A)
p_unadj <- tapply(df_sim$Y, df_sim$A, mean)
unadj <- p_unadj[2] - p_unadj[1]
se_unadj <- sqrt(p_unadj[2] * (1 - p_unadj[2]) / nA[2] +
  p_unadj[1] * (1 - p_unadj[1]) / nA[1]) # se

# gOB-FC(C0) (adjust for W1-W4)

wm <- glm(Y ~ ., data = df_sim[, 1:(2+4)], family = binomial, x = TRUE,
  method = "brglmFit", type = "MPL-Jeffreys",
  control = list(epsilon = 1e-06, maxit = 1200))

predict_gc <- sapply(0:1, function(a) {
  dmat_a <- wm$x;
  dmat_a[, 2] <- a;
  plogis(dmat_a %>% coef(wm)))
}
mu_gc <- colMeans(predict_gc)
vcov_gc <- vcov_mu_sandwich(mu_gc, predict_gc, wm$y, wm$x, coef(wm), n * vcov(wm)) # unadj var
vhat <- hatvalues(wm)

beta_c <- coef(wm) +
  colMeans(vhat * (- (0.5 - vcov_gc$y.hat) * wm$x %>% (n * vcov(wm))))

predict_bc <- sapply(0:1, function(a) { # individual prediction for each arm: n * 2
  dmat_a <- wm$x;
  dmat_a[, 2] <- a;
  plogis(dmat_a %>% beta_c)})
}
mu_bcgob <- colMeans(cbind(
  ifelse(df_sim$A == 0, wm$y, predict_bc[, 1]),
  ifelse(df_sim$A == 1, wm$y, predict_bc[, 2])))

bcv_bcgob <- vcov_mu_eif(mu_bcgob, predict_bc, wm$y, wm$x[, 2], adjust = vhat)
d_bcgob_bcv <- test_diff(mu_bcgob, bcv_bcgob$vcov, n)

# gOB-FC(C1)

beta_c1 <- coef(wm) +
  colMeans(vhat * (vcov_gc$ifunc.wm - (0.5 - vcov_gc$y.hat) * wm$x %>% (n * vcov(wm))))

```

```

predict_bc1 <- sapply(0:1, function(a) {
  dmat_a <- wm$x;
  dmat_a[, 2] <- a;
  plogis(dmat_a %*% beta_c1)})

mu_bc1gob <- colMeans(cbind(
  ifelse(df_sim$A == 0, wm$y, predict_bc1[, 1]),
  ifelse(df_sim$A == 1, wm$y, predict_bc1[, 2])))
bcv_bc1gob <- vcov_mu_eif(mu_bc1gob, predict_bc1, wm$y, wm$x[, 2], adjust = vhat)
d_bc1gob_bcv <- test_diff(mu_bc1gob, bcv_bc1gob$vcov, n)

# gOB-FC(C2)

beta_c2 <- sapply(1:n, function(ii) {
  coef(wm) - vcov_gc$ifunc.wm[ii, ] / n +
  colMeans(vhat * (vcov_gc$ifunc.wm - (0.5 - vcov_gc$y.hat) * wm$x %*% (n * vcov(wm)))))
})

predict_bc2 <- sapply(0:1, function(a) {
  dmat_a <- wm$x;
  dmat_a[, 2] <- a;
  plogis(diag(dmat_a %*% beta_c2))})

mu_bc2gob <- colMeans(cbind(
  ifelse(df_sim$A == 0, wm$y, predict_bc2[, 1]),
  ifelse(df_sim$A == 1, wm$y, predict_bc2[, 2])))
bcv_bc2gob <- vcov_mu_eif(mu_bc2gob, predict_bc2, wm$y, wm$x[, 2], adjust = vhat)
d_bc2gob_bcv <- test_diff(mu_bc2gob, bcv_bc2gob$vcov, n)

# output

c(unadj, d_bcgob_bcv$delta, d_bc1gob_bcv$delta, d_bc2gob_bcv$delta)
c(se_unadj^2, d_bcgob_bcv$var, d_bc1gob_bcv$var, d_bc2gob_bcv$var)

```

E.4 R code demo for estimators with stratified working models

```

# R code demo for stratified working models
# small-sample bias adjustment for variance estimation

library(dplyr)
library(brglm2)
source("./gcomp_func.R")

# simulation for a hypothetical trial of N = 200 with pi1 = 10% and pi2 = 25%

n <- 200
p_max <- 35 # adjust for 5 - 35
betaW <- rep(sqrt(log(25)^2/p_max), p_max)
betaA <- c(-4.7173, -2.4760)

set.seed(12345)

df_sim <- data.frame(A = rep(0, n), Y = rep(0, n))

for (bsvar in paste0("W", 1:p_max)) {
  df_sim[, bsvar] <- rnorm(n)
}

df_sim$A <- sample(rep(0:1, n/2), size = n, replace = FALSE)

df_sim$Y <- mapply(function(a, cum) {
  rbinom(n = 1, size = 1, prob = plogis(betaA[a+1]+cum))
}, df_sim$A, tcrossprod(as.matrix(df_sim[, -c(1, 2)]), matrix(betaW, ncol = p_max)))

```

```

df_sim[, 3:32] <- df_sim[, 3:32] + 5
df_sim[, 33:37] <- abs(df_sim[, 33:37]) + 5# ensure all working models are wrong

# unadjusted analysis

nA <- table(df_sim$A)
p_unadj <- tapply(df_sim$Y, df_sim$A, mean)
unadj<- p_unadj[2] - p_unadj[1]
se_unadj <- sqrt(p_unadj[2] * (1 - p_unadj[2]) / nA[2] +
                 p_unadj[1] * (1 - p_unadj[1]) / nA[1]) # se

# GC-MLE

ls_wm_ml <- lapply(0:1, function(a) # adjust for W1-W10
  glm(Y ~ ., data = df_sim[df_sim$A == a, 2:(2+10)], family = binomial, x = TRUE,
      control = list(epsilon = 1e-06, maxit = 200)))
dmat <- as.matrix(cbind(1, df_sim[, 3:(10+2)])) # design matrix

predict_gc <- sapply(1:2, function(a)
  plogis(dmat %*% coef(ls_wm_ml[[a]])))

mu_gc <- colMeans(predict_gc)

vhat_ml <- rep(0, n)
vhat_ml[df_sim$A == 0] <- hatvalues(ls_wm_ml[[1]])
vhat_ml[df_sim$A == 1] <- hatvalues(ls_wm_ml[[2]])

bcv_mu <- vcov_mu_eif(mu_gc, predict_gc, df_sim$Y, df_sim$A, adjust = vhat_ml)
d_gc_bcv <- test_diff(mu_gc, bcv_mu$vcov, n) #

# gOB-MLE(C1)

if_beta_ml <- lapply(1:2, function(a) { # influence function for beta
  wm <- ls_wm_ml[[a]];
  (wm$x * (wm$y - fitted(wm))) %*% (nobs(wm) * vcov(wm))})

beta_c_ml <- lapply(1:2, function(a)
  coef(ls_wm_ml[[a]]) + colMeans(vhat_ml[df_sim$A == (a-1)] * if_beta_ml[[a]]))

predict_bc_ml <- sapply(1:2, function(a) # individual prediction for each arm: n * 2
  plogis(dmat %*% beta_c_ml[[a]]))

mu_bcgob_ml <- colMeans(cbind(
  ifelse(df_sim$A == 0, df_sim$Y, predict_bc_ml[, 1]),
  ifelse(df_sim$A == 1, df_sim$Y, predict_bc_ml[, 2])))

bcv_bcgob_ml <- vcov_mu_eif(mu_bcgob_ml, predict_bc_ml, df_sim$Y, df_sim$A, adjust = vhat_ml)
d_bcgob_bcv_ml <- test_diff(mu_bcgob_ml, bcv_bcgob_ml$vcov, n)

# gOB-FC(C0)

ls_wm_fc <- lapply(0:1, function(a) # adjust for W1-W10
  glm(Y ~ ., data = df_sim[df_sim$A == a, 2:(2+10)], family = binomial, x = TRUE,
      method = "brglmFit", type = "MPL-Jeffreys",
      control = list(epsilon = 1e-06, maxit = 5000)))

vhat_fc <- rep(0, n)
vhat_fc[df_sim$A == 0] <- hatvalues(ls_wm_fc[[1]])
vhat_fc[df_sim$A == 1] <- hatvalues(ls_wm_fc[[2]])

beta_c0_fc <- lapply(1:2, function(a)
  coef(ls_wm_fc[[a]]) + colMeans(
    vhat_fc[df_sim$A == (a-1)] *
    (- (0.5 - fitted(ls_wm_fc[[a]])) *
      ls_wm_fc[[a]]$x %*% (nobs(ls_wm_fc[[a]]) * vcov(ls_wm_fc[[a]])))))

predict_bc0_fc <- sapply(1:2, function(a) # individual prediction for each arm: n * 2
  plogis(dmat %*% beta_c0_fc[[a]]))

```

```

mu_bc0gob_fc <- colMeans(cbind(
  ifelse(df_sim$A == 0, df_sim$Y, predict_bc0_fc[, 1]),
  ifelse(df_sim$A == 1, df_sim$Y, predict_bc0_fc[, 2])))

bcv_bc0gob_fc <- vcov_mu_eif(mu_bc0gob_fc, predict_bc0_fc, df_sim$Y, df_sim$A, adjust = vhat_fc)
d_bc0gob_bcv_fc <- test_diff(mu_bc0gob_fc, bcv_bc0gob_fc$vcov, n)

# gOB-FC(C1)

if_beta_fc <- lapply(1:2, function(a) { # influence function for beta
  wm <- ls_wm_fc[[a]];
  (wm$x * (wm$y - fitted(wm))) %*% (nobs(wm) * vcov(wm)))})

beta_c_fc <- lapply(1:2, function(a)
  coef(ls_wm_fc[[a]]) + colMeans(
    vhat_fc[df_sim$A == (a-1)] *
    (if_beta_fc[[a]] - (0.5 - fitted(ls_wm_fc[[a]])) *
      ls_wm_fc[[a]]$x %*% (nobs(ls_wm_fc[[a]]) * vcov(ls_wm_fc[[a]])))))

predict_bc_fc <- sapply(1:2, function(a) # individual prediction for each arm: n * 2
  plogis(dmat %*% beta_c_fc[[a]]))

mu_bcgob_fc <- colMeans(cbind(
  ifelse(df_sim$A == 0, df_sim$Y, predict_bc_fc[, 1]),
  ifelse(df_sim$A == 1, df_sim$Y, predict_bc_fc[, 2])))
bcv_bcgob_fc <- vcov_mu_eif(mu_bcgob_fc, predict_bc_fc, df_sim$Y, df_sim$A, adjust = vhat_fc)
d_bcgob_bcv_fc <- test_diff(mu_bcgob_fc, bcv_bcgob_fc$vcov, n)

# output

c(unadj, d_gc_bcv$delta, d_bcgob_bcv_ml$delta, d_bc0gob_bcv_fc$delta, d_bcgob_bcv_fc$delta)
c(se_unadj^2, d_gc_bcv$var, d_bcgob_bcv_ml$var, d_bc0gob_bcv_fc$var, d_bcgob_bcv_fc$var)

```