
CAViAR: Critic-Augmented Video Agentic Reasoning

Sachit Menon^{1,2*} Ahmet Iscen¹ Arsha Nagrani¹
 Tobias Weyand¹ Carl Vondrick² Cordelia Schmid¹
¹Google DeepMind ²Columbia University

Abstract

Video understanding has seen significant progress in recent years, with models’ performance on perception from short clips continuing to rise. Yet, multiple recent benchmarks, such as LVBench, Neptune, and ActivityNet-RTL, show performance wanes for tasks requiring complex reasoning on videos as queries grow more complex and videos grow longer. In this work, we ask: can existing perception capabilities be leveraged to successfully perform more complex video reasoning? In particular, we develop a large language model agent given access to video modules as subagents or tools. Rather than following a fixed procedure to solve queries as in previous work such as Visual Programming, ViperGPT, and MoReVQA, the agent uses the results of each call to a module to determine subsequent steps. Inspired by work in the textual reasoning domain, we introduce a critic to distinguish between instances of successful and unsuccessful sequences from the agent. We show that the combination of our agent and critic achieve strong performance on the previously-mentioned datasets.

1 Introduction

Advances in video understanding have been propelled by multimodal large-language models (MLLMs) trained end-to-end on visual and text inputs [11, 24, 25, 1]. While these systems have made major strides in basic perception, they often falter with queries demanding compositional, multi-step reasoning over long videos [29, 20, 9]. Recently, tool-augmented inference has emerged as a powerful class of models towards achieving compositional reasoning in a variety of domains [39, 27]. These methods decompose a query into sub-tasks, invoke specialized modules, and scale to large contexts by selectively “zooming-in” on the relevant portion of the input given appropriate tools. These modular inference approaches offer (i) interpretable decision chains, (ii) graceful scaling as context length and task complexity grow, and (iii) a natural substrate for inference-time reasoning, as they generate structured reasoning traces by construction.

These approaches have not scaled to the complexity and size of video reasoning tasks in large part because they lack the ability to adapt their procedures during execution. Current tool-based methods typically generate fixed procedures [6, 23] or use hand-designed stages [19] that are directly executed. Such fixed plans require meticulous prompt engineering of API declarations and in-context examples, as the plan cannot be changed once execution starts. This rigidity requires models to stitch together module outputs that they never actually observe, and systems must decide which tool to use when (and with what inputs) without having seen any cases of where the tools succeed or fail. Consequently, one poor decision snowballs into unrecoverable errors and propagates hallucinations unchecked [26, 22]. Video exacerbates this problem because the potential points of failure increase. Rather than rolling out inference plans and hoping for success, if systems adapted their plans to intermediate results as well as explored different strategies, they could find plans that work better depending on the situation.

We introduce **Critic-Augmented Video Agentic Reasoning (CAViAR)**, which pairs a program-generating *agent* with a natural-language *critic*. The agent iteratively composes

*Work completed while at Google DeepMind.

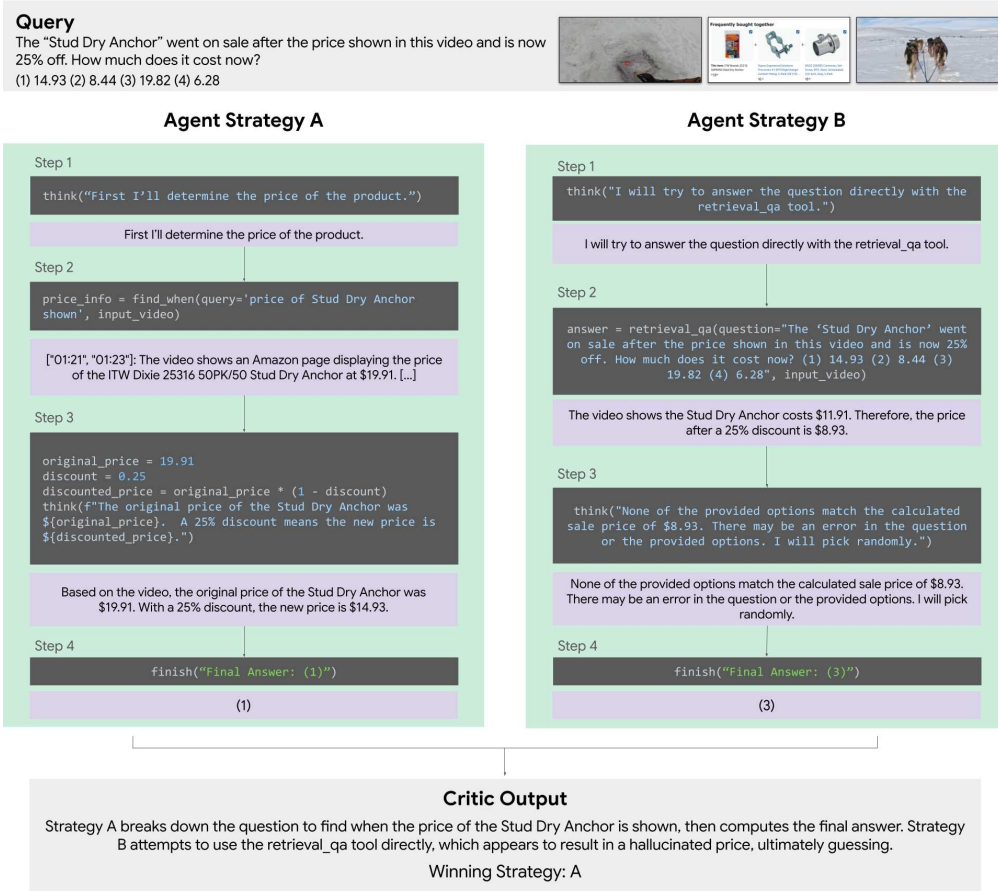


Figure 1: **CAViAR** consists of a reasoning agent that produces sequences of programs to solve video queries with different strategies, followed by a critic that selects the most promising reasoning. Each program invokes visual modules that use the video as input, rather than it being providing as input a single time at the start. We show two strategies here for illustration.

video modules into sequences of executable programs, considering the result of each before moving on to the next step, enabling adaptability over the course of reasoning. It thereby generates interpretable reasoning traces that lend themselves well to verification, as seen in Agent Strategies A and B in Figure 1. The critic inspects multiple reasoning traces reflecting different solution strategies and selects the most plausible sequence based on examples it has seen, producing natural language feedback as shown by the Critic Output in Figure 1. By comparing multiple strategies, the critic enables success in cases where some approaches lead to success while others fail. Together, the agent and critic allow **CAViAR** to sidestep brittle tool choices and mitigate hallucinations, achieving state-of-the-art results across multiple tasks and datasets.

CAViAR has many benefits over previous modular approaches: it is interpretable, as each step corresponds to a short program that can be easily examined; it enables scaling the performance of a single underlying model with no additional training; it avoids issues of customizing module selection to a particular domain, as the critic selects the most promising strategy; it affords compositionality without extreme hand-tuning of module definitions, as the reasoning agent can see module outputs in-context to decide how to use them; and it is general, easily incorporating any additional video modules or Python code that may be useful for a particular domain.

In summary, our contributions are:

1. We present a framework for video understanding using agentic reasoning on video modules.
2. We introduce a critic, which highlights how small amounts of feedback can be used towards substantial performance improvements while avoiding dataset-specific tuning of modules.
3. We show **CAViAR** demonstrates strong performance on multiple tasks such as temporal localization with reasoning and long video question answering on recent, difficult datasets.

2 Related Work

2.1 LLMs, Augmented Inference Procedures, and Text Reasoning

A wide range of work has emerged in recent years using large language models to better solve text reasoning tasks. Cobbe et al. [5] introduce process supervision, the idea of using information from the model’s stated chain-of-thought reasoning to select better answers. Zelikman et al. [35] filter for chain-of-thought rationales with correct final answers and train the base model further on those. Noting that a correct final answer may not correspond to correct reasoning, Hosseini et al. [7] build on this by incorporating a verifier trained on pairs of correct and incorrect solutions to predict a scalar value indicating whether a given candidate rationale is correct, using it at inference time to select the best answers. Zhang et al. [37] observe that training to produce a scalar value may miss out on the benefits of pretrained LLMs’ inherent reasoning capabilities. They point out that the scalar-output verifier approach cannot make use of human-written natural language critiques for why a given candidate answer was wrong rather than just whether it was correct or not, showing that using natural language generation with such critiques to rank reasoning outputs outperforms discriminative scalar-output verifiers. ToRA empowers LLMs with tools for mathematics such as computation libraries callable from Python (e.g., `sympy`), sequentially using code to call tools for math problems. The tool call trajectories are trained to imitate a stronger model, then are filtered for correctness to train the base agent further. These works consider the domain of math word problems, due to its relative ease of verification and the natural breakdown of problems into a structured form of steps and their results.

2.2 Video Understanding and Video Reasoning

Substantial recent progress in video understanding and video reasoning has come from multimodal language models [11, 24, 25, 1]. These models are trained with a mixture of video and text inputs to perform next-token prediction of text tokens. SeViLA finetunes the BLIP-2 text-image model to perform localization and QA tasks for video [34]. Zhang et al. [38] demonstrate that synthetic data to copy a stronger model can be a powerful signal for weaker models to understand video. LITA [9] finds that despite performance on temporal localization benchmarks, video models struggle to perform localization tasks that requires reasoning. They introduce the ActivityNet-RTL dataset to evaluate this reasoning temporal localization, and show that training with synthetic data from strong teacher models substantially improves performance on this task.

2.3 Agents and Tool Use in Vision

As the ability of large language models to use tools and perform agentic reasoning has grown, some work has emerged in the visual arena making use of these abilities. Visual Programming [6] and ViperGPT [23] prompt a language model to produce a program using computer vision tools that solves input queries, philosophically following Johnson et al. [12], which aimed to perform visual reasoning by learning to generate programs prior to the advent of large language models. Visual Programming relies on many hand-written examples of programs using the given tools. ViperGPT instead defines an API for the provided tools and uses fewer examples, as well as showing some results in the video domain. Further work has found that both the choice of modules per dataset [14] and the examples constructed [22] substantially influence the performance of single-program approaches. AVIS [8] goes beyond single-program approaches to use tools with tree search for knowledge-intensive image question answering. They define a transition graph of valid tool sequences, which define the tools a language model can choose to use next after each tool. The approach successfully goes beyond fixed procedures, but relies heavily on human knowledge and examples as well as being focused on single images.

Various methods have also emerged recently in this direction specific to video. LLoVi [36] uses a frozen captioner on frames and passes them to an LLM to produce an answer. VideoAgent [30] and VideoTree [31] both use modified inference procedures for video primarily in their selection of frames, both using captions and text similarity. VideoAgent captions every frame and uses an additional frozen image-text similarity model (CLIP [21]) to choose frames, iteratively using the captions from those frames with an LLM to produce an answer. They repeat this caption-and-retrieve process, prompting an LLM to ask whether the question has been answered confidently each time until a confidence threshold is reached. VideoTree uses a tree-based representation to build a set

of key frames to caption via clustering, then using these captions with an LLM to produce a final answer. MoReVQA [19] identifies shortcomings in the single-program approach when applied to video, in particular that such planning methods are brittle, failing when inputs do not conform to the expectations set out in the generated program. They define a three-stage procedure specific to video using visual modules: event parsing, grounding, and reasoning, leading to a final prediction. These fixed stages are used to produce predictions for video question answering queries given few-shot examples of how to use the tools provided.

3 Method

3.1 Overview

Given a video and a prompt, the reasoning agent iteratively generates and executes programs, using provided video-processing modules and a Python interpreter to ultimately converge to a final answer. We refer to the resulting sequences as reasoning traces or trajectories, as they comprise the full history of steps taken by the reasoning agent to understand the input, reason through the question, and produce a final answer. The reasoning traces produced by the agent are provided to the critic, which provides natural language feedback on their likelihood of success. The feedback from the critic is used to select one of the candidate reasoning traces and its associated final answer. Figure 2 shows the overall procedure. We detail this process in this section.

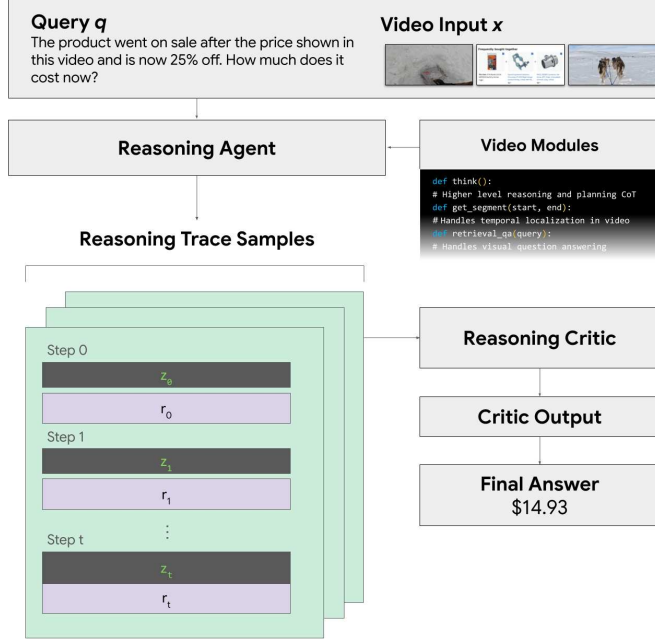


Figure 2: **The CAViAR system.** The reasoning agent generates reasoning traces to solve the query using video modules. The critic selects the best, yielding a final answer.

3.2 Reasoning Agent

Given a visual (or multimodal) input x and a textual query q , CAViAR first generates a program $z_1 = \pi(q)$ with the reasoning agent. The reasoning agent π is by design fairly simple. We provide it an API for the provided video modules (discussed in the next section) in the form of Python function headers and docstrings.

We note that the exact specifications of outputs need not be as exact as when using a single-program system, as discussed later in this section. The input to the reasoning agent π , this API (found in full in the Supplementary Material) is comprised of similar definitions for every video module.

The execution engine ϕ executes this program on the inputs using the code interpreter and the provided video modules, obtaining the result $r_1 = \phi(x, z_1)$. This already can be a competitive approach in some circumstances, as demonstrated by [23, 6]. Yet, the single-program approach has multiple limitations that make its application difficult in practice, as we show in our ablations. It requires careful design of the modules provided, their API descriptions, and the associated examples to ensure the program generator can write programs that use their outputs without being able to see them and decide how to use them next [22]. Unlike previous work [23, 6], we explicitly *do not* provide any hand-designed examples of programs or reasoning traces to the agent. While this would likely improve performance, annotating full programs or reasoning traces is challenging and requires expert annotators, which would make the method less usable in practice.

The procedure does not end with the first generated program and result. Rather, the reasoning agent is given both the generated program and its result and asked to produce another program as the next step

towards a solution, $z_2 = \pi(q, z_1, r_1)$. This procedure proceeds until the reasoning agent determines it has found a solution, producing a new program z_i based on the full history of program and results and executing it to obtain the next result.

The reasoning agent thus produces a sequence $S = (z_1, r_1, z_2, r_2, \dots, z_n, r_n)$ culminating in the final answer in r_n . (Note that the number of steps, n , is not fixed and can be freely decided by the reasoning agent.) We refer to this sequence S as a reasoning trace, or equivalently a trajectory.

3.3 Video Modules and Their API

We aim for a minimal, yet general set of video modules for the experiments we present here. The framework allows for any additional modules to be added on. In all cases, the full range of Python as a programming language is already taken as given – these modules are what we provide on top, thus we do not explicitly note e.g., a ‘calculator’ tool here. We provide an overview of the modules used and our reasons for including them here, with further implementation details in the Supplementary Material. As a note of terminology, we follow the broader multi-agent literature and refer to the base model being used with different prompts or inference schemes as agents (or subagents) while other operations, such as programmatic ones, are referred to as tools.

Visual Retrieval + QA (`retrieval_qa`). One of the most fundamental capabilities needed to understand long videos is the ability to obtain the most visually relevant frames to a given query and use them to get the information corresponding to said query. Retrieval of relevant frames also allows for further intermediate interpretability via visual inspection. In order to use a single model, we perform this retrieval by prompting the model with a sliding window of the frames up to the limit of its context window. At a high level, it uses the visual capabilities of the underlying model to directly ask which individual frames are visually relevant in the given window; the identified frames are then considered to respond to the query. Please see Supplementary Material for further discussion.

Temporal Grounding (`get_segment`). Aside from considering the relevant portion of a video based on its visual content, another important ability is to ground temporal information to the video – that is, select the most relevant part of the video based on explicit times. Given a start and end timestamp (and the frame rate for any input video as given), this tool allows the agent to use temporal information in this way by simply trimming out the relevant segment. This can also enable better interpretability in knowing which part of the video the agent chose to consider.

Temporal Localization (`find_when`). The natural converse, then, is to identify time information from the video. Given a query corresponding to an event or action, this subagent aims to determine potential ranges of time (identified by a start timestamp and an end timestamp) that may correspond to the given query along with a brief description of what led it to output each range. If the video is longer than the context length available, this subagent also employs a windowed approach, considering the information corresponding to each window and returning any possible ranges found from each window. Its specialized instructions guide it to prioritize recall over precision so as to give the reasoning agent as much information as possible.

ASR Understanding (`asr_understanding`). When a video contains speech, it often contains critical context to the visual content of the video. This subagent takes a query and attempts to identify any relevant information from an automatic transcription of the speech in the video. If the transcript is too long for the context, it obtains information from each piece up to its context window, then tries to consolidate the information obtained from the different parts of the transcript.

Think (`think`). This basic tool simply allows the reasoning agent to perform a step of explicit verbal reasoning to plan its next tool use before proceeding. It allows the reasoning agent to use a step to reason instead of to use a tool and returns the text reasoning from the agent on how to proceed.

Completion (`finish`). The agent indicates its final answer and ends the agentic inference procedure.

3.4 Reasoning Critic

Simply taking the final answer from a single sequence can be a competitive approach, as we later show. Yet, especially when multiple available modules seem like they could lead to a solution, performance can degrade with the single-sequence approach, as we show in our ablations. We note the reasoning agent can make two major categories of errors: faulty reasoning, or tool malfunction.

The reasoning critic, c , presents a natural solution to this problem. Rather than sampling a single sequence and accepting the result, we can produce multiple S_i , each representing different strategies the reasoning agent can use to obtain an answer. The reasoning critic then critiques the sampled strategies according to its inherent reasoning capabilities and any examples it has been provided to learn from. Attempting to fact-check from the visual input would raise a chicken-and-egg problem: the critic would in some regards need more reliable visual processing capabilities than the agent itself to make corrections rather than fall for the same hallucinations. In addition, language models have been shown to be poor evaluators of their own predictions without additional information or comparison [13, 10]; we demonstrate in Section 5 that such self-evaluation results in reduced accuracy. Instead, the critic asks: based on the examples of reasoning traces that have succeeded and failed, how likely is this reasoning trace to succeed? That is, how successful are the reasoning and tool calls given what has worked in the past? Considering these text reasoning traces are also less intensive than entire videos, the feedback from the critic can be used to pick the most promising strategy, as we primarily consider here, or could be used in other ways, such as to provide feedback for further steps from the reasoning agent.

Given reasoning traces S_i corresponding to various sampled strategies, the reasoning critic c aims to provide a critique in the form of natural language feedback for the given strategies; its ultimate goal is to provide a recommendation for which strategy may be the most promising. To obtain trajectories corresponding to markedly different strategies, we provide the reasoning agent different subsets of modules that can lead to a final answer, observing that standard temperature sampling did not produce significant variation in outputs in the video modeling setting. If a module can directly produce an answer of the appropriate type for the query, it is directly applied with guidance to write out its reasoning to provide the critic more information. (For instance: the `retrieval_qa` module produces valid outputs for QA problems while the temporal grounding tool does not.)

Inspired by work in the RLHF space, we note that it is easier both for models and humans to identify a preference between presented options than to assign a well-calibrated numeric score to each independently [4]. We therefore present all sampled strategies to the reasoning critic at once, prompting it to critique the given strategies and identify any that could be considered ‘winning strategies.’ We demonstrate that the critic can achieve strong performance using a small number of in-context examples. Each in-context example is constructed with a question, each sampled strategy, an optional brief critique, and a list of the winning strategies.

4 Evaluation

CAViAR can handle a variety of tasks involving multimodal inputs depending on the tools provided. We showcase this with two tasks across three different datasets: two multiple-choice complex long video question answering settings on the LVBench [29] and Neptune [20] datasets, and the reasoning temporal localization task on the ActivityNet-RTL dataset ([9]). (Additional comparison to prior work on the EgoSchema dataset [18] is presented in the Supplemental Material.)

For our primary results, we consider Gemini Flash 1.5 with 32k token (roughly 120 frames) context as our base model due to a combination of 1) its base ability to process videos 2) its ability to act as an agent given instructions 3) cost, speed, and compute/credit availability considerations. Towards the goal of scaling performance of one model, we implement the critic with the same base model as the agent. To show the generality of our method, we also show some results with GPT-4o-mini in the Supplementary Material. Selecting subsets that result in different strategies leads to 3 strategies for the tasks we consider given the modules described in Section 3.3. We use 4 in-context examples for the critic for each dataset. Full details can be found in the Supplementary Material.

4.1 Complex Video QA

First, we explore video question answering. With the rise of powerful video models, difficult benchmarks such as LVBench [29] and Neptune [20] have emerged, each with unique challenges.

We consider the LVBench dataset [29] (CC-BY-NC-SA-4.0 license) to explore the performance of our method on visually challenging, very long videos. LVBench focuses on visual understanding of particularly long videos, spanning multiple hours. The dataset covers a wide range of domains, including everyday activities, sports, entertainment, and more. Audio and speech information are not

Table 1: **LVBench Results.** We report accuracy on the evaluation set. Direct inference and **CAViAR** results use Gemini 1.5 Flash. Other results reported from dataset leaderboard [29].

	Accuracy (%) ↑
Kangaroo [17]	38.3
GLM-4V-Plus-0111 [28]	48.7
Qwen2.5-VL (7B) [1]	45.3
Qwen2.5-VL (72B) [1]	47.3
mPLUG-Owl3 [33]	43.5
Direct Inference	46.0
CAViAR	62.0

Table 2: **Neptune Results.** We report accuracy on the evaluation set. Direct inference and **CAViAR** results use Gemini 1.5 Flash. Other results reported from original dataset [20].

	Accuracy (%) ↑
VideoLLaMA2 [3]	44.7
VideoLLaMA2 with ASR [3]	49.3
LLaVA-OneVision [15]	66.2
InternVL2-8B [2]	57.1
MiniCPM-v [32]	56.6
Direct Inference	51.4
Direct Inference with ASR	74.9
CAViAR	77.2

allowed, making it a challenging visual-only measure of performance. No supervised methods are available to compare to as there is no training set. Neptune [20] (CC-BY/Apache 2.0 license) uses audio information such as speech alongside long videos consisting of many frames. It also covers a wide range of domains, with a focus on varied, complex types of question, such as counting and temporal ordering of events. We evaluate on the full dataset (Neptune-Full) rather than the MMH

Results for LVBench can be seen in Table 1. **CAViAR** yields a 13% absolute improvement over the state of the art. Results for Neptune can be seen in Table 2. **CAViAR** yields meaningful improvement even over direct inference with ASR provided manually, showing the agentic approach not only successfully integrates the ASR information with the `asr_understanding` module but goes further.

4.2 Reasoning Temporal Localization

The next task we consider is reasoning temporal localization (RTL). Traditional temporal localization aims to identify a time range in a video that corresponds to when a directly visible action or event occurred. Huang et al. [9] introduce the reasoning time localization task and the ActivityNet-RTL dataset (videos MIT license) with the goal of evaluating queries that require reasoning on top of the localization capabilities to determine an answer. For instance, consider Figure 3. Asking to localize when the woman is communicating with the camera but not interacting with any objects requires

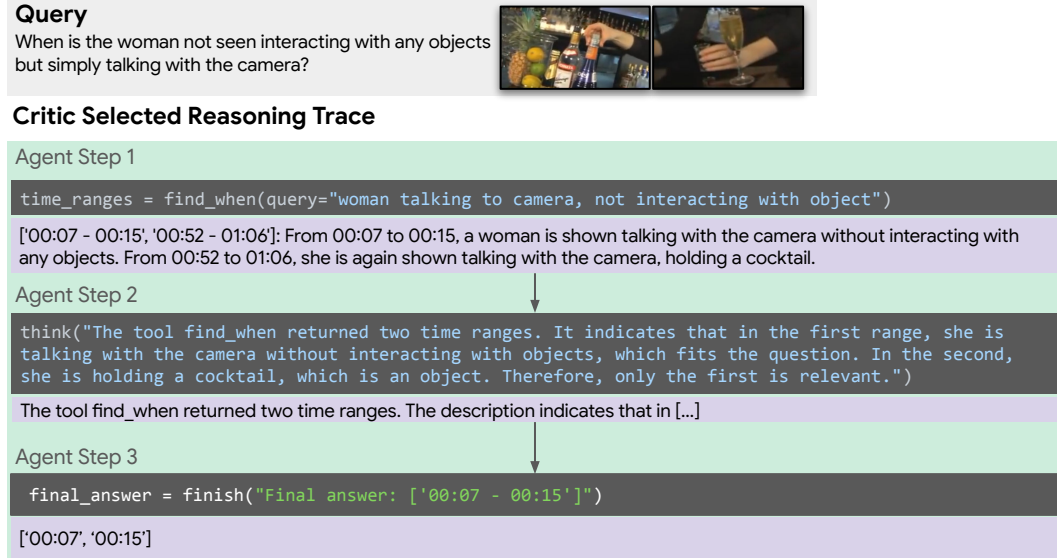


Figure 3: **Reasoning temporal localization.** Queries require identifying a time range for events/actions that requires reasoning. Here, the critic chooses a strategy which initially finds multiple ranges but correctly reasons which should be included in a final answer.

not only the direct perception capability to recognize when she is talking to the camera, but also the reasoning capabilities to understand negation and pick the particular instance when she is not interacting with any objects. We include this task to showcase **CAViAR**'s capabilities beyond standard question answering.

We compare to the fully supervised state-of-the-art LITA as well as to the base MLLM. The metric for RTL is mean intersection-over-union (mIOU), the average overlap with the ground truth range over the total union of both across all data points. Table 3 shows the results. **CAViAR** improves on direct usage of the same model by more than 9 points.

5 Ablations and Qualitative Results

We perform ablations to elucidate what makes **CAViAR** work with the LVBench and Neptune datasets.

Critic vs no critic One may think on first glance that the reasoning agent armed with video modules could be sufficient on its own. Table 4 shows that not using the critic results in a stark drop in performance, almost to the level of direct inference. Why is this? Looking into the error cases, we find that the `find_when` module appears to be less reliable for very long videos, but given all modules, the agent still tries to use it. This effect is particularly pronounced for LVBench, which has very long videos. See Figure 4 for an example. In this example, the agent tries to use this module to find when the snake discovers the boy, but in its attempt to yield all potentially relevant information, it reports 21 time ranges. For instance, one centers around the boy being found by a scorpion. This module failure ultimately harms the performance of the agent given all modules. The critic sees options sampled with multiple subsets of modules, and is able to pick more accurate strategies than the one the agent picks by default. Prior work analyzing programmatic approaches [14] identified their performance is similarly dependent on the set of modules specified per dataset.

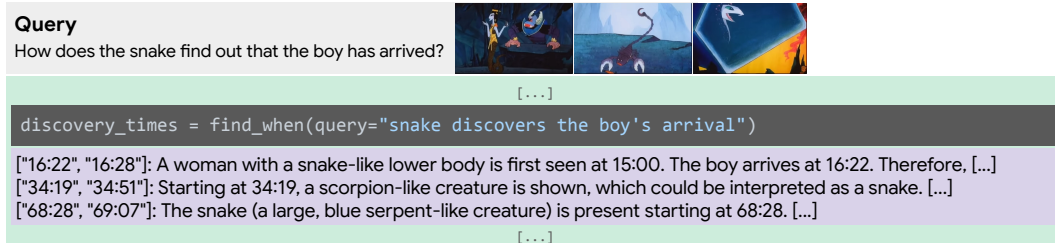


Figure 4: **Module reliability.** The `find_when` module often reports substantial amounts of tangentially relevant, distracting information when applied to long videos, often leading the agent with all modules to failure.

Reasoning agent vs single program How does generating a single program rather than using the reasoning agent to produce a reasoning trace perform? We present the base model the same API for the modules given to the reasoning agent and instead ask it to generate a single program that solves the query, like in [23] or [6]. As seen in Table 4, using a single program results in nearly random performance in this setting. We find this is due to an overwhelming number of guesses or exceptions from incorrect assumptions of modules when the model tries to write a single program; unlike the agent, a single-program approach is not able to inspect the outputs of a module to see what they actually are like beyond the initial impression from the API. See Figure 5 for a representative example. In this example, the program assumes the answer can be found in the first 15 seconds and that the `retrieval_qa` output will contain an exact answer. As the first 15 seconds do not contain the relevant information, this fails, and the program resorts to a guess. This follows observations from Stanić et al. [22], who illustrate that single-program approaches are dependent on extensive hand-tuning of API descriptions and expert-annotated examples of successful programs using the provided modules.

Table 3: **ActivityNet-RTL Results.** We report mIOU on the evaluation set. Direct inference results use Gemini 1.5 Flash. Other results reported from [9].

	mIOU ↑
LlaVa-Finetuned [16]	14.6
SlowFast-LlaVa [9]	17.5
LITA [9]	28.6
Direct Inference	23.0
CAViAR	32.3

Table 4: **Ablations.** Items in italics require oracle validation accuracy and are shown only to better understand the method.

	Accuracy (%) \uparrow	
	LVBench	Neptune
Single Program	27.1	28.7
<i>Single Program (Optimal Fixed Modules)</i>	43.3	42.0
Agent	47.1	72.5
<i>Agent (Optimal Fixed Modules)</i>	59.8	76.5
Agent + Critic	62.0	77.2

Table 5: **Self-Evaluation vs Critic.** Using self-evaluation [30] to terminate based on a confidence score *reduces* performance, while the critic substantially increases it.

Accuracy (%) \uparrow	
Agent	47.1
Agent + Self-Eval Module [30]	39.9
Agent + Critic	62.0

Module configuration. How much of the critic’s performance can be attributed to finding a configuration of modules that works in general rather than per-query? To compare this, we find the optimal fixed subset of modules possible, running each valid combination and considering the evaluation accuracy across the dataset. (Note that rather than oracle per-question accuracy with variable modules, this uses oracle full-dataset accuracy with fixed modules.) For LVBench, it uses both `get_segment` and `retrieval_qa`; for Neptune, `get_segment`, `retrieval_qa`, and `asr_understanding`. Note that this type of module selection typically requires oracle validation, and is therefore not a realistic option in most settings; we present it here to better understand **CAViAR**. Using the optimal subset of modules, the agent performance improves substantially, yet the critic goes even further.

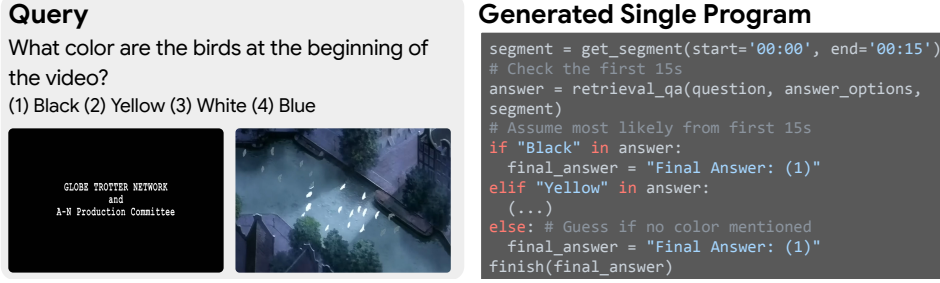


Figure 5: **Modular assumptions hinder single program performance.** In this case, the program assumes the answer appears within the first 15 seconds and that `retrieval_qa` output includes it exactly. Finding no birds in that segment, it lacks viable answers and resorts to a guess.

Confidence self-evaluation vs critic. Wang et al. [30] introduce a ‘confidence’ module for deciding when to lock in a final answer. Rather than the agent choosing when to finish and report a final answer on its own as in our work, after each step they prompt an LLM and ask: on a scale of 1-3, how confident are you in this answer? The system repeatedly tries to gather new information until this ‘self-evaluation’ module reports a confidence of 3, at which point the answer is reported. This could be considered an alternative in some ways to our critic; rather than producing a critique given different strategies based on examples as our critic does, it critiques a single strategy based on the LLM’s prior knowledge and ability to self-evaluate. We consider this comparison on LVBench in Table 5. We find that in fact, using self-evaluation leads to a substantial *drop* relative to the agent deciding when to produce an answer on its own. We find this stems from poor calibration of the self-evaluation scores, for instance giving low confidence scores until repeatedly gathering irrelevant information. This follows work showing LLMs are not good judges of their own reasoning in isolation [13, 10].

6 Conclusion

In this work, we present **CAViAR**, a framework for video understanding with agentic reasoning on video modules augmented by reasoning critics. It uses an LLM-driven agent to write sequences of programs, executed using visual modules. The critic selects the most promising strategies, which we show allows for flexible use of modules without hand-customized module selection per dataset. **CAViAR** thus uses additional compute with the same base model to improve performance. This could be a limitation in compute-limited settings or when a strong instruction-following base MLLM is not available. The broader impacts will result in improvements for positive applications such as enhancing accessibility, but could also include e.g., unwanted surveillance. Overall, we show **CAViAR** achieves strong performance on multiple reasoning-intensive video tasks.

NeurIPS Paper Checklist

1. Claims

Question: Do the main claims made in the abstract and introduction accurately reflect the paper's contributions and scope?

Answer: [\[Yes\]](#)

Justification: The paper claims to advance the state-of-the-art in video reasoning by addressing key issues limiting modular, tool-based approaches using an agent and a critic. The numbers correspond to these state-of-the-art claims, and ablations show the agent and critic are critical to these results.

Guidelines:

- The answer NA means that the abstract and introduction do not include the claims made in the paper.
- The abstract and/or introduction should clearly state the claims made, including the contributions made in the paper and important assumptions and limitations. A No or NA answer to this question will not be perceived well by the reviewers.
- The claims made should match theoretical and experimental results, and reflect how much the results can be expected to generalize to other settings.
- It is fine to include aspirational goals as motivation as long as it is clear that these goals are not attained by the paper.

2. Limitations

Question: Does the paper discuss the limitations of the work performed by the authors?

Answer: [\[Yes\]](#)

Justification: The paper touches on some limitations in the Conclusions.

Guidelines:

- The answer NA means that the paper has no limitation while the answer No means that the paper has limitations, but those are not discussed in the paper.
- The authors are encouraged to create a separate "Limitations" section in their paper.
- The paper should point out any strong assumptions and how robust the results are to violations of these assumptions (e.g., independence assumptions, noiseless settings, model well-specification, asymptotic approximations only holding locally). The authors should reflect on how these assumptions might be violated in practice and what the implications would be.
- The authors should reflect on the scope of the claims made, e.g., if the approach was only tested on a few datasets or with a few runs. In general, empirical results often depend on implicit assumptions, which should be articulated.
- The authors should reflect on the factors that influence the performance of the approach. For example, a facial recognition algorithm may perform poorly when image resolution is low or images are taken in low lighting. Or a speech-to-text system might not be used reliably to provide closed captions for online lectures because it fails to handle technical jargon.
- The authors should discuss the computational efficiency of the proposed algorithms and how they scale with dataset size.
- If applicable, the authors should discuss possible limitations of their approach to address problems of privacy and fairness.
- While the authors might fear that complete honesty about limitations might be used by reviewers as grounds for rejection, a worse outcome might be that reviewers discover limitations that aren't acknowledged in the paper. The authors should use their best judgment and recognize that individual actions in favor of transparency play an important role in developing norms that preserve the integrity of the community. Reviewers will be specifically instructed to not penalize honesty concerning limitations.

3. Theory assumptions and proofs

Question: For each theoretical result, does the paper provide the full set of assumptions and a complete (and correct) proof?

Answer: [NA]

Justification: NA

Guidelines:

- The answer NA means that the paper does not include theoretical results.
- All the theorems, formulas, and proofs in the paper should be numbered and cross-referenced.
- All assumptions should be clearly stated or referenced in the statement of any theorems.
- The proofs can either appear in the main paper or the supplemental material, but if they appear in the supplemental material, the authors are encouraged to provide a short proof sketch to provide intuition.
- Inversely, any informal proof provided in the core of the paper should be complemented by formal proofs provided in appendix or supplemental material.
- Theorems and Lemmas that the proof relies upon should be properly referenced.

4. Experimental result reproducibility

Question: Does the paper fully disclose all the information needed to reproduce the main experimental results of the paper to the extent that it affects the main claims and/or conclusions of the paper (regardless of whether the code and data are provided or not)?

Answer: [Yes]

Justification: All models, settings, prompts, and agentic architecture details are provided in the paper and the appendix in full.

Guidelines:

- The answer NA means that the paper does not include experiments.
- If the paper includes experiments, a No answer to this question will not be perceived well by the reviewers: Making the paper reproducible is important, regardless of whether the code and data are provided or not.
- If the contribution is a dataset and/or model, the authors should describe the steps taken to make their results reproducible or verifiable.
- Depending on the contribution, reproducibility can be accomplished in various ways. For example, if the contribution is a novel architecture, describing the architecture fully might suffice, or if the contribution is a specific model and empirical evaluation, it may be necessary to either make it possible for others to replicate the model with the same dataset, or provide access to the model. In general, releasing code and data is often one good way to accomplish this, but reproducibility can also be provided via detailed instructions for how to replicate the results, access to a hosted model (e.g., in the case of a large language model), releasing of a model checkpoint, or other means that are appropriate to the research performed.
- While NeurIPS does not require releasing code, the conference does require all submissions to provide some reasonable avenue for reproducibility, which may depend on the nature of the contribution. For example
 - (a) If the contribution is primarily a new algorithm, the paper should make it clear how to reproduce that algorithm.
 - (b) If the contribution is primarily a new model architecture, the paper should describe the architecture clearly and fully.
 - (c) If the contribution is a new model (e.g., a large language model), then there should either be a way to access this model for reproducing the results or a way to reproduce the model (e.g., with an open-source dataset or instructions for how to construct the dataset).
 - (d) We recognize that reproducibility may be tricky in some cases, in which case authors are welcome to describe the particular way they provide for reproducibility. In the case of closed-source models, it may be that access to the model is limited in some way (e.g., to registered users), but it should be possible for other researchers to have some path to reproducing or verifying the results.

5. Open access to data and code

Question: Does the paper provide open access to the data and code, with sufficient instructions to faithfully reproduce the main experimental results, as described in supplemental material?

Answer: [No]

Justification: [TODO] All experiments use publicly-available data. Code is not available at the time of submission.

Guidelines:

- The answer NA means that paper does not include experiments requiring code.
- Please see the NeurIPS code and data submission guidelines (<https://nips.cc/public/guides/CodeSubmissionPolicy>) for more details.
- While we encourage the release of code and data, we understand that this might not be possible, so “No” is an acceptable answer. Papers cannot be rejected simply for not including code, unless this is central to the contribution (e.g., for a new open-source benchmark).
- The instructions should contain the exact command and environment needed to run to reproduce the results. See the NeurIPS code and data submission guidelines (<https://nips.cc/public/guides/CodeSubmissionPolicy>) for more details.
- The authors should provide instructions on data access and preparation, including how to access the raw data, preprocessed data, intermediate data, and generated data, etc.
- The authors should provide scripts to reproduce all experimental results for the new proposed method and baselines. If only a subset of experiments are reproducible, they should state which ones are omitted from the script and why.
- At submission time, to preserve anonymity, the authors should release anonymized versions (if applicable).
- Providing as much information as possible in supplemental material (appended to the paper) is recommended, but including URLs to data and code is permitted.

6. Experimental setting/details

Question: Does the paper specify all the training and test details (e.g., data splits, hyperparameters, how they were chosen, type of optimizer, etc.) necessary to understand the results?

Answer: [Yes]

Justification: All datasets are pointed out to only use the evaluation sets. All sampling parameters and exact prompts are provided in the appendix.

Guidelines:

- The answer NA means that the paper does not include experiments.
- The experimental setting should be presented in the core of the paper to a level of detail that is necessary to appreciate the results and make sense of them.
- The full details can be provided either with the code, in appendix, or as supplemental material.

7. Experiment statistical significance

Question: Does the paper report error bars suitably and correctly defined or other appropriate information about the statistical significance of the experiments?

Answer: [No]

Justification: Experiments are run in a deterministic setting.

Guidelines:

- The answer NA means that the paper does not include experiments.
- The authors should answer "Yes" if the results are accompanied by error bars, confidence intervals, or statistical significance tests, at least for the experiments that support the main claims of the paper.
- The factors of variability that the error bars are capturing should be clearly stated (for example, train/test split, initialization, random drawing of some parameter, or overall run with given experimental conditions).

- The method for calculating the error bars should be explained (closed form formula, call to a library function, bootstrap, etc.)
- The assumptions made should be given (e.g., Normally distributed errors).
- It should be clear whether the error bar is the standard deviation or the standard error of the mean.
- It is OK to report 1-sigma error bars, but one should state it. The authors should preferably report a 2-sigma error bar than state that they have a 96% CI, if the hypothesis of Normality of errors is not verified.
- For asymmetric distributions, the authors should be careful not to show in tables or figures symmetric error bars that would yield results that are out of range (e.g. negative error rates).
- If error bars are reported in tables or plots, The authors should explain in the text how they were calculated and reference the corresponding figures or tables in the text.

8. Experiments compute resources

Question: For each experiment, does the paper provide sufficient information on the computer resources (type of compute workers, memory, time of execution) needed to reproduce the experiments?

Answer: [Yes]

Justification: All experiments use commercial APIs to query models.

Guidelines:

- The answer NA means that the paper does not include experiments.
- The paper should indicate the type of compute workers CPU or GPU, internal cluster, or cloud provider, including relevant memory and storage.
- The paper should provide the amount of compute required for each of the individual experimental runs as well as estimate the total compute.
- The paper should disclose whether the full research project required more compute than the experiments reported in the paper (e.g., preliminary or failed experiments that didn't make it into the paper).

9. Code of ethics

Question: Does the research conducted in the paper conform, in every respect, with the NeurIPS Code of Ethics <https://neurips.cc/public/EthicsGuidelines>?

Answer: [Yes]

Justification: The research in the paper does not have substantial direct potential for harm or safety concerns as described in the NeurIPS Code of Ethics beyond any work advancing general video reasoning.

Guidelines:

- The answer NA means that the authors have not reviewed the NeurIPS Code of Ethics.
- If the authors answer No, they should explain the special circumstances that require a deviation from the Code of Ethics.
- The authors should make sure to preserve anonymity (e.g., if there is a special consideration due to laws or regulations in their jurisdiction).

10. Broader impacts

Question: Does the paper discuss both potential positive societal impacts and negative societal impacts of the work performed?

Answer: [Yes]

Justification: Potential broader impacts of the work are touched on in the Conclusions.

Guidelines:

- The answer NA means that there is no societal impact of the work performed.
- If the authors answer NA or No, they should explain why their work has no societal impact or why the paper does not address societal impact.

- Examples of negative societal impacts include potential malicious or unintended uses (e.g., disinformation, generating fake profiles, surveillance), fairness considerations (e.g., deployment of technologies that could make decisions that unfairly impact specific groups), privacy considerations, and security considerations.
- The conference expects that many papers will be foundational research and not tied to particular applications, let alone deployments. However, if there is a direct path to any negative applications, the authors should point it out. For example, it is legitimate to point out that an improvement in the quality of generative models could be used to generate deepfakes for disinformation. On the other hand, it is not needed to point out that a generic algorithm for optimizing neural networks could enable people to train models that generate Deepfakes faster.
- The authors should consider possible harms that could arise when the technology is being used as intended and functioning correctly, harms that could arise when the technology is being used as intended but gives incorrect results, and harms following from (intentional or unintentional) misuse of the technology.
- If there are negative societal impacts, the authors could also discuss possible mitigation strategies (e.g., gated release of models, providing defenses in addition to attacks, mechanisms for monitoring misuse, mechanisms to monitor how a system learns from feedback over time, improving the efficiency and accessibility of ML).

11. Safeguards

Question: Does the paper describe safeguards that have been put in place for responsible release of data or models that have a high risk for misuse (e.g., pretrained language models, image generators, or scraped datasets)?

Answer: [NA]

Justification: NA

Guidelines:

- The answer NA means that the paper poses no such risks.
- Released models that have a high risk for misuse or dual-use should be released with necessary safeguards to allow for controlled use of the model, for example by requiring that users adhere to usage guidelines or restrictions to access the model or implementing safety filters.
- Datasets that have been scraped from the Internet could pose safety risks. The authors should describe how they avoided releasing unsafe images.
- We recognize that providing effective safeguards is challenging, and many papers do not require this, but we encourage authors to take this into account and make a best faith effort.

12. Licenses for existing assets

Question: Are the creators or original owners of assets (e.g., code, data, models), used in the paper, properly credited and are the license and terms of use explicitly mentioned and properly respected?

Answer: [Yes]

Justification: License information for datasets used are noted. Models used are commercial.

Guidelines:

- The answer NA means that the paper does not use existing assets.
- The authors should cite the original paper that produced the code package or dataset.
- The authors should state which version of the asset is used and, if possible, include a URL.
- The name of the license (e.g., CC-BY 4.0) should be included for each asset.
- For scraped data from a particular source (e.g., website), the copyright and terms of service of that source should be provided.
- If assets are released, the license, copyright information, and terms of use in the package should be provided. For popular datasets, paperswithcode.com/datasets has curated licenses for some datasets. Their licensing guide can help determine the license of a dataset.

- For existing datasets that are re-packaged, both the original license and the license of the derived asset (if it has changed) should be provided.
- If this information is not available online, the authors are encouraged to reach out to the asset's creators.

13. **New assets**

Question: Are new assets introduced in the paper well documented and is the documentation provided alongside the assets?

Answer: [NA]

Justification: NA

Guidelines:

- The answer NA means that the paper does not release new assets.
- Researchers should communicate the details of the dataset/code/model as part of their submissions via structured templates. This includes details about training, license, limitations, etc.
- The paper should discuss whether and how consent was obtained from people whose asset is used.
- At submission time, remember to anonymize your assets (if applicable). You can either create an anonymized URL or include an anonymized zip file.

14. **Crowdsourcing and research with human subjects**

Question: For crowdsourcing experiments and research with human subjects, does the paper include the full text of instructions given to participants and screenshots, if applicable, as well as details about compensation (if any)?

Answer: [NA]

Justification: NA

Guidelines:

- The answer NA means that the paper does not involve crowdsourcing nor research with human subjects.
- Including this information in the supplemental material is fine, but if the main contribution of the paper involves human subjects, then as much detail as possible should be included in the main paper.
- According to the NeurIPS Code of Ethics, workers involved in data collection, curation, or other labor should be paid at least the minimum wage in the country of the data collector.

15. **Institutional review board (IRB) approvals or equivalent for research with human subjects**

Question: Does the paper describe potential risks incurred by study participants, whether such risks were disclosed to the subjects, and whether Institutional Review Board (IRB) approvals (or an equivalent approval/review based on the requirements of your country or institution) were obtained?

Answer: [NA]

Justification: NA

Guidelines:

- The answer NA means that the paper does not involve crowdsourcing nor research with human subjects.
- Depending on the country in which research is conducted, IRB approval (or equivalent) may be required for any human subjects research. If you obtained IRB approval, you should clearly state this in the paper.
- We recognize that the procedures for this may vary significantly between institutions and locations, and we expect authors to adhere to the NeurIPS Code of Ethics and the guidelines for their institution.
- For initial submissions, do not include any information that would break anonymity (if applicable), such as the institution conducting the review.

16. Declaration of LLM usage

Question: Does the paper describe the usage of LLMs if it is an important, original, or non-standard component of the core methods in this research? Note that if the LLM is used only for writing, editing, or formatting purposes and does not impact the core methodology, scientific rigorousness, or originality of the research, declaration is not required.

Answer: [Yes]

Justification: MLLMs are core to the method, powering the agent, critic, and video tools being used, as discussed extensively throughout the paper.

Guidelines:

- The answer NA means that the core method development in this research does not involve LLMs as any important, original, or non-standard components.
- Please refer to our LLM policy (<https://neurips.cc/Conferences/2025/LLM>) for what should or should not be described.

References

- [1] Shuai Bai, Keqin Chen, Xuejing Liu, Jialin Wang, Wenbin Ge, Sibao Song, Kai Dang, Peng Wang, Shijie Wang, Jun Tang, Humen Zhong, Yanzhi Zhu, Mingkun Yang, Zhaohai Li, Jianqiang Wan, Pengfei Wang, Wei Ding, Zheren Fu, Yiheng Xu, Jiabo Ye, Xi Zhang, Tianbao Xie, Zesen Cheng, Hang Zhang, Zhibo Yang, Haiyang Xu, and Junyang Lin. Qwen2.5-vl technical report. *arXiv preprint arXiv:2502.13923*, 2025.
- [2] Zhe Chen, Weiyun Wang, Hao Tian, Shenglong Ye, Zhangwei Gao, Erfei Cui, Wenwen Tong, Kongzhi Hu, Jiapeng Luo, Zheng Ma, et al. How far are we to gpt-4v? closing the gap to commercial multimodal models with open-source suites. *arXiv preprint arXiv:2404.16821*, 2024.
- [3] Zesen Cheng, Sicong Leng, Hang Zhang, Yifei Xin, Xin Li, Guanzheng Chen, Yongxin Zhu, Wenqi Zhang, Ziyang Luo, Deli Zhao, et al. Videollama 2: Advancing spatial-temporal modeling and audio understanding in video-llms. *arXiv preprint arXiv:2406.07476*, 2024.
- [4] Paul F Christiano, Jan Leike, Tom Brown, Miljan Martic, Shane Legg, and Dario Amodei. Deep reinforcement learning from human preferences. *Advances in neural information processing systems*, 30, 2017.
- [5] Karl Cobbe, Vineet Kosaraju, Mohammad Bavarian, Mark Chen, Heewoo Jun, Lukas Kaiser, Matthias Plappert, Jerry Tworek, Jacob Hilton, Reiichiro Nakano, Christopher Hesse, and John Schulman. Training verifiers to solve math word problems, 2021. URL <https://arxiv.org/abs/2110.14168>.
- [6] Tanmay Gupta and Aniruddha Kembhavi. Visual programming: Compositional visual reasoning without training. In *Proceedings of the IEEE/CVF Conference on Computer Vision and Pattern Recognition*, pages 14953–14962, 2023.
- [7] Arian Hosseini, Xingdi Yuan, Nikolay Malkin, Aaron Courville, Alessandro Sordani, and Rishabh Agarwal. V-star: Training verifiers for self-taught reasoners. *arXiv preprint arXiv:2402.06457*, 2024.
- [8] Ziniu Hu, Ahmet Iscen, Chen Sun, Kai-Wei Chang, Yizhou Sun, David Ross, Cordelia Schmid, and Alireza Fathi. Avis: Autonomous visual information seeking with large language model agent. *Advances in Neural Information Processing Systems*, 36:867–878, 2023.
- [9] De-An Huang, Shijia Liao, Subhashree Radhakrishnan, Hongxu Yin, Pavlo Molchanov, Zhiding Yu, and Jan Kautz. Lita: Language instructed temporal-localization assistant. In *European Conference on Computer Vision*, pages 202–218. Springer, 2024.
- [10] Jie Huang, Xinyun Chen, Swaroop Mishra, Huaixiu Steven Zheng, Adams Wei Yu, Xinying Song, and Denny Zhou. Large language models cannot self-correct reasoning yet. *arXiv preprint arXiv:2310.01798*, 2023.

- [11] Aaron Hurst, Adam Lerer, Adam P Goucher, Adam Perelman, Aditya Ramesh, Aidan Clark, AJ Ostrow, Akila Welihinda, Alan Hayes, Alec Radford, et al. Gpt-4o system card. *arXiv preprint arXiv:2410.21276*, 2024.
- [12] Justin Johnson, Bharath Hariharan, Laurens Van Der Maaten, Judy Hoffman, Li Fei-Fei, C Lawrence Zitnick, and Ross Girshick. Inferring and executing programs for visual reasoning. In *Proceedings of the IEEE international conference on computer vision*, pages 2989–2998, 2017.
- [13] Ryo Kamoi, Yusen Zhang, Nan Zhang, Jiawei Han, and Rui Zhang. When can llms actually correct their own mistakes? a critical survey of self-correction of llms. *Transactions of the Association for Computational Linguistics*, 12:1417–1440, 2024.
- [14] Apoorv Khandelwal, Ellie Pavlick, and Chen Sun. Analyzing modular approaches for visual question decomposition. *ArXiv*, abs/2311.06411, 2023. URL <https://api.semanticscholar.org/CorpusID:265150517>.
- [15] Bo Li, Yuanhan Zhang, Dong Guo, Renrui Zhang, Feng Li, Hao Zhang, Kaichen Zhang, Peiyuan Zhang, Yanwei Li, Ziwei Liu, et al. Llava-onevision: Easy visual task transfer. *arXiv preprint arXiv:2408.03326*, 2024.
- [16] Haotian Liu, Chunyuan Li, Qingyang Wu, and Yong Jae Lee. Visual instruction tuning. *Advances in neural information processing systems*, 36:34892–34916, 2023.
- [17] Jiajun Liu, Yibing Wang, Hanghang Ma, Xiaoping Wu, Xiaoqi Ma, Xiaoming Wei, Jianbin Jiao, Enhua Wu, and Jie Hu. Kangaroo: A powerful video-language model supporting long-context video input. *arXiv preprint arXiv:2408.15542*, 2024.
- [18] Karttikeya Mangalam, Raiymbek Akshulakov, and Jitendra Malik. Egoschema: A diagnostic benchmark for very long-form video language understanding. *Advances in Neural Information Processing Systems*, 36:46212–46244, 2023.
- [19] Juhong Min, Shyamal Buch, Arsha Nagrani, Minsu Cho, and Cordelia Schmid. Morevqa: Exploring modular reasoning models for video question answering. In *Proceedings of the IEEE/CVF Conference on Computer Vision and Pattern Recognition*, pages 13235–13245, 2024.
- [20] Arsha Nagrani, Mingda Zhang, Ramin Mehran, Rachel Hornung, Nitesh Bharadwaj Gundavarapu, Nilpa Jha, Austin Myers, Xingyi Zhou, Boqing Gong, Cordelia Schmid, et al. Neptune: The long orbit to benchmarking long video understanding. *arXiv preprint arXiv:2412.09582*, 2024.
- [21] Alec Radford, Jong Wook Kim, Chris Hallacy, Aditya Ramesh, Gabriel Goh, Sandhini Agarwal, Girish Sastry, Amanda Askell, Pamela Mishkin, Jack Clark, Gretchen Krueger, and Ilya Sutskever. Learning Transferable Visual Models From Natural Language Supervision. *arXiv:2103.00020 [cs]*, February 2021. URL <http://arxiv.org/abs/2103.00020>. arXiv: 2103.00020.
- [22] Aleksandar Stanić, Sergi Caelles, and Michael Tschannen. Towards truly zero-shot compositional visual reasoning with llms as programmers. *Trans. Mach. Learn. Res.*, 2024, 2024. URL <https://api.semanticscholar.org/CorpusID:266755924>.
- [23] Dídac Surís, Sachit Menon, and Carl Vondrick. Vipergpt: Visual inference via python execution for reasoning. In *Proceedings of the IEEE/CVF International Conference on Computer Vision*, pages 11888–11898, 2023.
- [24] Gemini Team, Rohan Anil, Sebastian Borgeaud, Jean-Baptiste Alayrac, Jiahui Yu, Radu Soricut, Johan Schalkwyk, Andrew M Dai, Anja Hauth, Katie Millican, et al. Gemini: a family of highly capable multimodal models. *arXiv preprint arXiv:2312.11805*, 2023.
- [25] Gemini Team, Petko Georgiev, Ving Ian Lei, Ryan Burnell, Libin Bai, Anmol Gulati, Garrett Tanzer, Damien Vincent, Zhufeng Pan, Shibo Wang, et al. Gemini 1.5: Unlocking multimodal understanding across millions of tokens of context. *arXiv preprint arXiv:2403.05530*, 2024.

- [26] Shengbang Tong, Zhuang Liu, Yuexiang Zhai, Yi Ma, Yann LeCun, and Saining Xie. Eyes wide shut? exploring the visual shortcomings of multimodal llms. In *Proceedings of the IEEE/CVF Conference on Computer Vision and Pattern Recognition*, pages 9568–9578, 2024.
- [27] Qineng Wang, Zihao Wang, Ying Su, Hanghang Tong, and Yangqiu Song. Rethinking the bounds of llm reasoning: Are multi-agent discussions the key?, 2024. URL <https://arxiv.org/abs/2402.18272>.
- [28] Weihang Wang, Qingsong Lv, Wenmeng Yu, Wenyi Hong, Ji Qi, Yan Wang, Junhui Ji, Zhuoyi Yang, Lei Zhao, Xixuan Song, Jiazheng Xu, Bin Xu, Juanzi Li, Yuxiao Dong, Ming Ding, and Jie Tang. Cogvlm: Visual expert for pretrained language models, 2023.
- [29] Weihang Wang, Zehai He, Wenyi Hong, Yean Cheng, Xiaohan Zhang, Ji Qi, Xiaotao Gu, Shiyu Huang, Bin Xu, Yuxiao Dong, et al. Lvbench: An extreme long video understanding benchmark. *arXiv preprint arXiv:2406.08035*, 2024.
- [30] Xiaohan Wang, Yuhui Zhang, Orr Zohar, and Serena Yeung-Levy. Videoagent: Long-form video understanding with large language model as agent. In *European Conference on Computer Vision*, pages 58–76. Springer, 2024.
- [31] Ziyang Wang, Shoubin Yu, Elias Stengel-Eskin, Jaehong Yoon, Feng Cheng, Gedas Bertasius, and Mohit Bansal. Videotree: Adaptive tree-based video representation for llm reasoning on long videos. *arXiv preprint arXiv:2405.19209*, 2024.
- [32] Yuan Yao, Tianyu Yu, Ao Zhang, Chongyi Wang, Junbo Cui, Hongji Zhu, Tianchi Cai, Haoyu Li, Weilin Zhao, Zhihui He, et al. Minicpm-v: A gpt-4v level mllm on your phone. *arXiv preprint arXiv:2408.01800*, 2024.
- [33] Jiabo Ye, Haiyang Xu, Haowei Liu, Anwen Hu, Ming Yan, Qi Qian, Ji Zhang, Fei Huang, and Jingren Zhou. mplug-owl3: Towards long image-sequence understanding in multi-modal large language models, 2024. URL <https://arxiv.org/abs/2408.04840>.
- [34] Shoubin Yu, Jaemin Cho, Prateek Yadav, and Mohit Bansal. Self-chained image-language model for video localization and question answering. *Advances in Neural Information Processing Systems*, 36:76749–76771, 2023.
- [35] Eric Zelikman, Yuhuai Wu, Jesse Mu, and Noah Goodman. Star: Bootstrapping reasoning with reasoning. *Advances in Neural Information Processing Systems*, 35:15476–15488, 2022.
- [36] Ce Zhang, Taixi Lu, Md Mohaiminul Islam, Ziyang Wang, Shoubin Yu, Mohit Bansal, and Gedas Bertasius. A simple llm framework for long-range video question-answering. *arXiv preprint arXiv:2312.17235*, 2023.
- [37] Lunjun Zhang, Arian Hosseini, Hritik Bansal, Mehran Kazemi, Aviral Kumar, and Rishabh Agarwal. Generative verifiers: Reward modeling as next-token prediction. *arXiv preprint arXiv:2408.15240*, 2024.
- [38] Yuanhan Zhang, Jinming Wu, Wei Li, Bo Li, Zejun Ma, Ziwei Liu, and Chunyuan Li. Video instruction tuning with synthetic data. *arXiv preprint arXiv:2410.02713*, 2024.
- [39] Andy Zhou, Kai Yan, Michal Shlapentokh-Rothman, Haohan Wang, and Yu-Xiong Wang. Language agent tree search unifies reasoning acting and planning in language models. *arXiv preprint arXiv:2310.04406*, 2023.

CAViAR: Critic-Augmented Video Agentic Reasoning

Supplemental Material

1 Module API

The full module API can be seen in 1. The modules included vary by the strategy being sampled.

```
@dataclasses.dataclass
class VideoSegment:
    """Class containing a segment of a video, defined by start and end
    times as MM:SS strings."""
    start: str
    end: str

def think(thought: str) -> None:
    """Tool to perform intermediate reasoning that doesn't directly look
    at the video.

    Args:
        thought (str): the thought to print.

    Returns:
        None
    """

def get_segment(start: str, end: str) -> VideoSegment:
    """Clips the segment of the input video between the times indicated
    by 'start' and 'end'.

    Args:
        start (str): the start time for the segment as an MM:SS string.
        end (str): the end time for the segment as an MM:SS string.

    Returns:
        A VideoSegment made from the input video from 'start' to 'end'.
    """

def find_when(query: str, video_segment: VideoSegment | None) -> str:
    """Tool to determine timing of a query such as an event or action.
    Tries to find time ranges in the video that may correspond to the
    query. Works best for simple queries.
    The reasoning may be faulty, so you must carefully consider each
    time range and determine if it is relevant to best answering the
    question.

    Args:
        query (str): the event or action to localize.
        video_segment (VideoSegment): if specified, only looks at the
        given segment of the input video.

    Returns:
```

```

    """A string of time ranges identified as potentially relevant and the
       justification for each time range.
    """

def asr_understanding(question: str, answer_options: list[str] | None)
:
    """Tool to understand the ASR transcript of the video. Considers the
       ASR transcript of the full video and tries to answer the
       question.
    If the question cannot be answered from the transcript, returns any
    potentially relevant information or timestamps based on the
    transcript.
    Args:
        question (str): the question to answer.
        answer_options (list[str]): Optional. If the set of possible
            answers is known, they should be specified here as a list.
    Returns:
        A string containing the predicted answer to the question.
    """

def retrieval_qa(question: str, answer_options: list[str] | None,
video_segment: VideoSegment | None) -> str:
    """Tool to answer a question from frames selected independently from
       each minute of the video.
    Looks at each minute of the video and tries to identify relevant
    frames.
    Then tries to answer the question using the retrieved frames.

    Args:
        question (str): the question to answer.
        answer_options (list[str]): Optional. If the set of possible
            answers is known, they should be specified here as a list.
        video_segment (VideoSegment): if specified, only looks at the
            given segment of the input video.

    Returns:
        A string containing the predicted answer to the question.
    """

def finish(final_answer: str) -> str:
    """Print final answer and exit.
    After explaining your reasoning, output the final answer in the
    format "Final Answer: (X)" where X is the correct digit choice.
    Never say "unknown" or "unsure", or "None", instead provide your
    most likely guess.

    Args:
        final_answer (str): reasoning followed by final answer.

    Returns:
        The parsed final answer.
    """

```

Listing 1: Module API.

2 Module Implementation Details

VideoSegment. This is a convenience class for identifying segments of the input video by their start and end time.

get_segment. This module selects the appropriate segment from the input video given start and end times, returning a `VideoSegment` corresponding to that range.

find_when. This corresponds to coarse temporal localization with a sliding window. Using a window of 100 frames, the model is instructed to identify any time ranges that could be relevant for the given query, ultimately providing all of these ranges along with justifications for each of them as a string.

asr_understanding. This module uses the ASR transcript of all the speech in the video with timestamps aligned for the words said at each second. If the query is a question that can be answered from the transcript, it tries to provide an answer. If not, it aims to provide any relevant information along with timestamps from the ASR given.

retrieval_qa. This module tries to use the base model to retrieve frames that appear visually relevant to a query, then tries to answer the query from them. It uses a sliding window of 64 frames, returning the indices of frames with high visual relevance from each window. Those frames are then retrieved and provided back to the base model, along with 56 uniform frames from the rest of the video for additional context, to produce a response to the query.

finish. This module indicates the agent has reached a final answer and ends the agentic inference procedure, returning the final answer.

```
You are a video understanding agent. Your task is to answer the
question provided using the available tools. These tools are
already imported and accessible to you. You will receive the
question and answer choices. You should use the tools iteratively
, deciding which tool to use next based on the results of the
previous tool call. Each turn, you should write a call to one tool
, enclosed in triple backticks. Continue this process until you
can confidently answer the question, selecting one of the provided
answer choices. Do not import any tools; they are already
available. Your final response should be one of the provided
answer choices.

# Step by Step Instructions

1. **Analyze the question:** Carefully read the provided 'question' to
understand the specific information required. Identify key
entities, actions, and relationships mentioned in the question.

2. **Select an initial tool:** Based on your understanding of the
question from step 1, choose the most appropriate tool from the
available set of video interaction functions. Consider which tool
will provide the most relevant information to answer the question
efficiently.

3. **Execute the selected tool:** Call the chosen tool, providing any
necessary parameters derived from the question analysis in step 1.

4. **Analyze the tool's output:** Examine the results returned by the
tool. This output might be textual descriptions, numerical data,
or other relevant information about the video.

5. **Evaluate progress:** Based on the tool's output from step 4,
assess whether you have enough information to confidently answer
the question. If yes, proceed to step 6. If not, go back to step 2
and select a different tool or use the same tool with different
parameters based on the insights gained from the previous tool
call. Consider how the previous tool's output informs your choice
of the next tool.

6. **Formulate the final answer:** Using the information gathered from
all tool calls, select one of the provided answer choices that
best answers the 'question'. Clearly state your chosen answer
choice.

Tools:
```

Listing 2: The preamble used for the reasoning agent.

3 Strategy Sampling Details

For each dataset, 3 strategies are selected, each corresponding to a different subset of modules. These correspond to the strategies that can feasibly produce an answer for the given task, as well as the information allowed for the dataset (not including the base ‘think’ and ‘finish’ tools). For LVBench (and EgoSchema), the strategies are `get_segment` and `retrieval_qa`; `retrieval_qa` directly; and `get_segment`, `retrieval_qa`, and `find_when` (that is, all modules in use). For Neptune, as audio information is permitted, the same strategies are used with the addition of the `asr_understanding` module for the multi-module strategies. For the RTL task, the strategies are `get_segment` and `find_when`; `find_when` only; and `get_segment`, `retrieval_qa`, and `find_when` (again, all modules in use).

4 Critic Prompts

The critic is given the following preamble.

```
You are an expert in assessing and critiquing reasoning about videos.
Given a question and possible strategies from video reasoning
agents for solving it, assess which strategy seems the most likely
to result in a correct answer based on the provided examples.
If multiple strategies produce the same final answer, you may pick
multiple; you may not pick multiple answers with conflicting final
answers.
Observe that the reliability of the tools depends on their input; you
must consider the examples to determine when a given tool is
likely to hallucinate or give an accurate output, as evidenced by
the ultimate result.
Produce a critique per the examples followed by "Winning Strategies:"
followed by a comma separated list of the letters corresponding to
those strategies.
```

Listing 3: The preamble used for the critic.

The critic is given 4 in-context examples per prompt. These examples are written by the authors with the aim of being in-distribution for the datasets shown.

```
Input:
You will be given a question about a video and four possible answer
options. Question: At 12:10, what color suit is the host wearing
?Possible answer choices:
(1) Navy
(2) Tan
(3) Black
(4) White
Video length: 40:50

Strategy A (retrieval_qa, get_segment):
'''
input_video = get_segment(start='00:00', end='40:50')
'''

'''
segment = get_segment(start='12:10', end='12:20')
answer = retrieval_qa(question='What color suit is the host wearing?'
    , video_segment=segment)
'''
The host is wearing a navy suit.

'''
final_answer = finish(f"The retrieval_qa tool determined the host
    was wearing a navy suit at 12:10. Final Answer: (1)")
'''
```

The retrieval_qa tool determined the host was wearing a navy suit at 12:10. Final Answer: (1)

Strategy B (direct retrieval_qa):
Here's how to solve this:

1. ****Locate the timestamp:**** Go to the 12:10 mark in the video.
2. ****Observe the host's attire:**** At this point, the host (Jimmy Kimmel) is wearing a dark suit and a dark-colored tie.
3. ****Compare to options:**** The suit appears to be black.

Therefore, the correct answer is (3) Black.
Final Answer: (3)

Strategy C (retrieval_qa, get_segment, find_when):
'''

input_video = get_segment(start='00:00', end='40:50')
'''

'''
segment = get_segment(start='12:10', end='12:20')
'''
['12:10', '12:20']

'''
answer = retrieval_qa(question='At 12:10, what color suit is the
host wearing?', answer_options=['Navy', 'Tan', 'Black', 'White'],
video_segment=segment)
'''

The image at 12:10 shows the host wearing a navy suit.

Final Answer: (1)

'''
final_answer = finish(final_answer='The image at 12:10 shows the
host wearing a navy suit. Final Answer: (1)')
'''

The image at 12:10 shows the host wearing a navy suit. Final Answer:
(1)

Critique:

A: 1. B: 3. C: 1. Strategies A and C succeed while Strategy B fails because Strategies A and C successfully use the get_segment tool to isolate the relevant part of the video.

Strategy B fails as the retrieval_qa tool alone cannot actually locate a given timestamp in a video, resulting in a hallucinated answer.

Winning Strategies:
A, C

Input:

You will be given a question about a video and four possible answer options. Question: What does the man in charcoal suit do in the next scene after the scene of a photo of six people end?Possible answer choices:

- (1) He shows his scars
- (2) He takes off his shirt
- (3) He shows his jewelry
- (4) He shows his physique

Video length: 39:59

```

Strategy A (retrieval_qa, get_segment):
'''
input_video = get_segment(start='00:00', end='39:59')
'''

'''
think("I need to identify the scene where a photo of six people is
      shown. Then I need to find the scene immediately following it
      to see what the man in the charcoal suit does.")
'''
I need to identify the scene where a photo of six people is shown.
Then I need to find the scene immediately following it to see
what the man in the charcoal suit does.

'''
segment_with_photo = get_segment(start='00:00', end='01:00')
answer = retrieval_qa(question="What does the man in charcoal suit
do in the scene immediately after the scene with a photo of six
people?", video_segment=segment_with_photo)
'''
After the scene with the photo of six people, the man in the
charcoal suit walks down a hallway and is greeted by a group of
people who clap and cheer for him.

'''
think("The provided text doesn't describe any of the options (1) He
shows his scars, (2) He takes off his shirt, (3) He shows his
jewelry, (4) He shows his physique. The man is celebrated. I
will guess the closest option, which is none of them, but I will
choose the least violent option.")
'''
The provided text doesn't describe any of the options (1) He shows
his scars, (2) He takes off his shirt, (3) He shows his jewelry,
(4) He shows his physique. The man is celebrated. I will
guess the closest option, which is none of them, but I will
choose the least violent option.

'''
final_answer = finish("Final Answer: (1)")
'''
Final Answer: (1)

Strategy B (direct retrieval_qa):
Here's how to solve this step-by-step:

1. **Identify the relevant scene:** The question refers to the scene
after a photo of six people. Looking through the timestamps,
this appears to be around 20:49.

2. **Observe the next scene:** The next scene shows the man in the
charcoal suit (Harry Styles) pointing to and showing jewelry on
his arm.

3. **Match to the answer choices:** This action directly corresponds
to answer choice (3).

Therefore, the correct answer is **(3) He shows his jewelry**.
Final Answer: (3)

Strategy C (retrieval_qa, get_segment, find_when):
'''
input_video = get_segment(start='00:00', end='39:59')
'''

```

```

'''
think("First, I need to find when the scene with the photo of six
      people ends. Then I can examine the next scene to see what the
      man in the charcoal suit does.")
'''

First, I need to find when the scene with the photo of six people
ends. Then I can examine the next scene to see what the man in
the charcoal suit does.

'''
photo_end_time = find_when(query="scene with a photo of six people",
                             video_segment=None)
'''

["00:05", "00:24"]: The query asks to find the scene with a photo of
six people. From the provided frames, a photo of six people is
visible on the wall in the background starting at 00:05 and
remaining visible until 00:24. The photo is partially obscured
at times by other people and objects, but it is consistently
present in the background during this timeframe.
["10:39", "10:43"]: The query asks for a scene with a photo of six
people. At 10:39 through 10:43 a large group photo of more than
six people is shown.
["17:47", "17:53"]: The query asks for a scene with a photo of six
people. At 17:47-17:53, a photo of approximately six people is
visible behind a curtain as Harry Styles walks out onto the
stage. The photo is partially obscured and the exact number of
people is difficult to ascertain with certainty, but it appears
to show at least five.
["18:47", "19:59"]: The query asks for the time range of a scene
with a photo of six people. A photo of what appears to be six
people is visible on the wall behind the main set in frames
starting at 18:47 and continuing through 19:59. The photo is
partially obscured at times by other elements in the scene, but
it is consistently visible enough to be identified.
["20:03", "20:04"]: The query asks for the time range of a scene
with a photo of six people. At 20:03, a wide shot of the studio
audience is shown, and a photo of six people is visible on a
screen in the background. This photo remains visible until
approximately 20:04.
["23:15", "23:25"]: The query asks for the timestamp of a scene with
a photo of six people. In the provided video frames, a photo
of six people is visible on the wall in the background starting
at 23:15 and remaining visible until 23:25. The photo is
partially obscured at times by other elements in the frame, but
it is consistently present during this time range.
["35:17", "35:20"]: The provided video frames show a wide shot of a
studio audience at the 35:17 mark. The audience appears to
consist of more than six people. While the exact number is
difficult to determine from the provided frames, it is clearly a
large group. Therefore, this time range satisfies the query.
["39:03", "39:18"]: The provided video frames show a live
performance with an audience. At the end of the performance,
from 39:03 to 39:18, the camera focuses on the audience, and
there are enough people visible to potentially include a group
of five. The resolution isn't high enough to definitively
confirm the presence of a specific photo of six people, but the
scene depicts a large group of people, making it a plausible
match for the query.

'''

think("The most likely candidate for the 'scene with a photo of six
      people' is the longest continuous segment: 18:47-19:59. Let's
      use that as the end point for the previous scene.")
'''

```

The most likely candidate for the 'scene with a photo of six people' is the longest continuous segment: 18:47-19:59. Let's use that as the end point for the previous scene.

'''

```
next_scene_segment = get_segment(start='19:59', end='20:05')
```

'''

```
['19:59', '20:05']
```

'''

```
answer = retrieval_qa(question="What does the man in the charcoal  
suit do in the scene from 19:59 to 20:05?", answer_options=['He  
shows his scars', 'He takes off his shirt', 'He shows his  
jewelry', 'He shows his physique'], video_segment=  
next_scene_segment)
```

'''

The provided video frames show a talk show segment featuring three men. From 19:59 to 20:02, the man in the gray suit (Harry Styles) sits on a couch and gestures with his hands. At 20:03, the camera angle changes to show the audience, and the three men are still on the couch. There is no indication that the man in the gray suit shows his scars, takes off his shirt, shows a tattoo, or shows his muscles. He is simply participating in a conversation.

Final Answer: (4)

'''

```
final_answer = finish("Based on the analysis of the video segment  
from 19:59 to 20:05, the man in the charcoal suit (assuming this  
refers to one of the men in the talk show segment, as there's  
no charcoal suit explicitly mentioned) does not perform any of  
the actions listed in the options. However, since an answer must  
be chosen, and the retrieval_qa tool did not provide a  
definitive answer, I will select the option that is most likely  
to be present in a talk show setting, which is showing his  
physique. This is a weak inference, but given the constraints,  
it's the best guess. Final Answer: (4)")
```

'''

Based on the analysis of the video segment from 19:59 to 20:05, the man in the charcoal suit (assuming this refers to one of the men in the talk show segment, as there's no charcoal suit explicitly mentioned) does not perform any of the actions listed in the options. However, since an answer must be chosen, and the retrieval_qa tool did not provide a definitive answer, I will select the option that is most likely to be present in a talk show setting, which is showing his physique. This is a weak inference, but given the constraints, it's the best guess. Final Answer: (4)

Critique:

A:1. B: 3. C: 4. Strategy B succeeds while Strategies A fails because Strategy A incorrectly applies the get_segment tool to the first minute of the video and only considers that, resulting in it not being able to find a correct answer and ultimately guessing. Strategy C applies the find_when tool, then trims a segment and does not find the relevant information, then guessing as well.

Winning Strategies:

B

Input:


```

You will be given a question about a video and four possible answer
options. Question: What is the main reason the vlogger goes out
again, where she also buys makeup?Possible answer choices:
(1) To go exercise
(2) To eat chicken
(3) To buy coffee mugs
(4) To go to the park
Video length: 30:25

Strategy A (retrieval_qa, get_segment):
'''
input_video = get_segment(start='00:00', end='30:25')
'''

'''
think("I need to find a segment of the video where the vlogger buys
makeup. I'll try to identify this segment using retrieval_qa,
and then I can use that information to answer the question about
why she went out.")
'''
I need to find a segment of the video where the vlogger buys makeup.
I'll try to identify this segment using retrieval_qa, and then
I can use that information to answer the question about why she
went out.

'''
answer = retrieval_qa(question="When does the vlogger buy makeup?",
answer_options=None, video_segment=input_video)
'''
The vlogger buys makeup at 16:10-16:11 and 17:20-17:25.

'''
think("The vlogger buys makeup in two segments: 16:10-16:11 and
17:20-17:25. I'll use retrieval_qa again, focusing on these
segments, to determine the reason for her outing.")
'''
The vlogger buys makeup in two segments: 16:10-16:11 and
17:20-17:25. I'll use retrieval_qa again, focusing on these
segments, to determine the reason for her outing.

'''
segment1 = get_segment(start='16:10', end='16:11')
segment2 = get_segment(start='17:20', end='17:25')
reason = retrieval_qa(question="What is the main reason the vlogger
goes out again, where she also buys makeup?", answer_options=['
To go exercise', 'To eat chicken', 'To buy coffee mugs', 'To go
to the park'], video_segment=segment1)
if reason == "": #check if the first segment didn't provide enough
information
    reason = retrieval_qa(question="What is the main reason the
vlogger goes out again, where she also buys makeup?",
answer_options=['To go exercise', 'To eat chicken', 'To buy
coffee mugs', 'To go to the park'], video_segment=segment2)
'''
None

'''
final_answer = finish("Based on the analysis of the video segments
where the vlogger buys makeup, I was unable to definitively
determine the main reason for her outing from the provided
options. However, given the context of beauty product purchases,
it's less likely she's going to the gym, eating salmon, or
going to the park. Therefore, I will eliminate those options.
Final Answer: (3)")

```

```

'''
Based on the analysis of the video segments where the vlogger buys
makeup, I was unable to definitively determine the main reason
for her outing from the provided options. However, given the
context of beauty product purchases, it's less likely she's
going to the gym, eating salmon, or going to the park. Therefore
, I will eliminate those options. Final Answer: (3)

Strategy B (direct retrieval_qa):
Here's how to solve this step-by-step:

1. **Identify the relevant section:** The question asks about the
vlogger's second outing, where she buys makeup. This occurs
after the gym visit.

2. **Review the frames:** The frames show the vlogger going to the
park after the gym. She then goes shopping and buys makeup at
Kicks.

3. **Select the answer:** The main reason for her second outing is
to go to the park.

Therefore, the correct answer is (4) To go to the park.
Final Answer: (4)

Strategy C (retrieval_qa, get_segment, find_when):
'''
input_video = get_segment(start='00:00', end='30:25')
'''

'''
think("I need to find when the vlogger goes out and buys makeup. I'
ll use 'find_when' to locate that event, then use 'retrieval_qa'
to determine the reason.")
'''
I need to find when the vlogger goes out and buys makeup. I'll use
'find_when' to locate that event, then use 'retrieval_qa' to
determine the reason.

'''
when_out_buying_makeup = find_when(query="vlogger goes out and buys
makeup", video_segment=input_video)
'''
["00:01", "01:59"]: The video shows a vlogger waking up in her room,
doing some laundry, and then seemingly getting ready to go out.
While there's no explicit depiction of buying makeup, the
context strongly suggests this is part of her preparation. The
time range encompasses her actions from waking up to preparing
laundry, which could be interpreted as part of her routine
before going out to buy makeup.
["02:19", "02:25"]: The video shows the vlogger in her bathroom at
02:15, where she picks up a toothbrush and looks at her tablet.
From 02:19-02:25, she is shown selecting items from a bathroom
cabinet. This is consistent with the query.
["05:24", "05:31"]: The vlogger is seen leaving her apartment at
04:02 and returning at 04:48. At 05:24-05:31, she is seen
putting away what appears to be a package of makeup on a shelf
in her bathroom. This is supported by the context of the query
and the visual of a package being placed on a shelf.
["08:51", "09:16"]: The video shows a vlogger leaving their home at
08:30, walking outside, and then entering a grocery store at
08:51. The vlogger is seen selecting various grocery items,
including celery, grapes, blueberries, carrots, broccoli, and
lettuce, between 08:51 and 09:16. Therefore, the time range

```

reflects the vlogger's grocery shopping trip, which aligns with the query's description of buying products.

["14:00", "14:02"]: The query asks about the vlogger buying makeup. The provided video frames show the vlogger in their home, interacting with items that could be interpreted as makeup (frames 14:00-14:02) and later organizing clothes in their closet (frames 14:39-15:25). There is no visual evidence of the vlogger going out to buy anything. Therefore, only the initial interaction with what appears to be makeup is considered relevant.

["16:09", "16:18"], ["17:17", "17:25"]: The video shows the vlogger going to a store, Kicks, and buying makeup. The vlogger is seen in the store from 16:09 to 16:18. At 17:17-17:25, the vlogger unpacks the Kicks bag, revealing makeup.

["18:12", "18:17"]: The query asks for the time range when the vlogger goes out and buys makeup. The provided video frames show the vlogger in their room, at their vanity. At 18:12, there are shopping bags from the store Kicks on the vanity. This strongly suggests that the vlogger has recently returned from a shopping trip where they purchased makeup from Kicks. There is no footage of the actual shopping trip itself within this video chunk.

["20:25", "20:51"]: The video shows a person preparing coffee. From 20:25 to 20:51, the person is shown unpacking two ceramic brown mugs. The contents of the mugs are visible and appear to be coffee. Therefore, this time range is identified as the time when the vlogger is shown preparing coffee.

["29:20", "29:41"]: The video shows the vlogger in her bathroom at 28:00-28:18 applying makeup and then brushing her teeth. At 29:20-29:41, she is shown painting her nails. The presence of various makeup in both locations supports the query.

```
'''
reason = retrieval_qa(question="What is the main reason the vlogger
goes out again, where she also buys makeup?", answer_options=['
To go exercise', 'To eat chicken', 'To buy coffee mugs', 'To go
to the park'], video_segment=get_segment(start='16:09', end='
17:25'))
'''
```

The vlogger goes to a store and buys coffee mugs. Then she goes to another store and buys makeup. Therefore, the main reason she goes out again is to buy coffee mugs.

Final Answer: (3)

```
'''
final_answer = finish("The provided text from 'retrieval_qa'
indicates the vlogger buys makeup at a store called Kicks.
However, it also mentions buying coffee mugs. The question asks
for the *main* reason for going out again. While makeup is
mentioned, the provided text strongly suggests the primary
reason for the second outing is to buy coffee mugs. Therefore,
the answer is (3). Final Answer: (3)")
'''
```

The provided text from 'retrieval_qa' indicates the vlogger buys makeup at a store called Kicks. However, it also mentions buying coffee mugs. The question asks for the *main* reason for going out again. While makeup is mentioned, the provided text strongly suggests the primary reason for the second outing is to buy coffee mugs. Therefore, the answer is (3). Final Answer: (3)

Critique:

A: 3. B: 4. C: 3.

Strategy B succeeds while Strategies A fails because Strategy A looks at particular time ranges of the video and concludes it is unable to find a correct answer, thus guessing.

While the approach is generally sound, Strategy A gives up upon not finding an answer initially. Strategy C looks at a narrow range and follows an implication to guess an answer. Thus Strategy B is preferred.

Winning Strategy:
B

Listing 4: LVBench critic examples.

Input:

You will be given a question about a video and five possible answer options. Question: What are the main points regarding proper form and breathing during the barbell squat? Possible answer choices:

- (1) Keep your back straight, core engaged, and chest up throughout the movement. Inhale as you descend and exhale forcefully as you drive up.
- (2) Maintain a slight arch in your back, push your hips back first, and keep your knees aligned with your toes. Breathe in during the eccentric phase (lowering) and breathe out during the concentric phase (rising).
- (3) Focus on pushing through your heels, keep your head down, and hold your breath at the bottom of the squat for stability. Exhale as you return to the starting position.
- (4) Prioritize depth over weight, allowing your hips to descend below your knees. Inhale deeply at the top, hold your breath throughout the squat, and exhale at the top.
- (5) Use a wide stance, keep your toes pointed outwards, and focus on squeezing your glutes at the top of the movement. Breathe naturally throughout the exercise.

Video length: 01:35

Strategy A (get_segment, retrieval_qa, asr_understanding):

'''

input_video = get_segment(start='00:00', end='01:35')

'''

'''

think("I need to understand the main points about form and breathing during barbell squats. I'll use the ASR understanding tool to analyze the video transcript. If that doesn't work, I'll try 'retrieval_qa' on the video frames.")

'''

I need to understand the main points about form and breathing during barbell squats. I'll use the ASR understanding tool to analyze the video transcript. If that doesn't work, I'll try 'retrieval_qa' on the video frames.

'''

asr_understanding(question='What are the main points regarding proper form and breathing during the barbell squat?', answer_options=['(1) Keep your back straight, core engaged, and chest up throughout the movement. Inhale as you descend and exhale forcefully as you drive up.', '(2) Maintain a slight arch in your back, push your hips back first, and keep your knees aligned with your toes. Breathe in during the eccentric phase (lowering) and breathe out during the concentric phase (rising).', '(3) Focus on pushing through your heels, keep your head down, and hold your breath at the bottom of the squat for stability. Exhale as you return to the starting position.', '(4) Prioritize depth over

```

weight, allowing your hips to descend below your knees. Inhale
deeply at the top, hold your breath throughout the squat, and
exhale at the top.', '(5) Use a wide stance, keep your toes
pointed outwards, and focus on squeezing your glutes at the top of
the movement. Breathe naturally throughout the exercise.'])
'''
The video emphasizes maintaining a slight arch in the back
(00:23-00:27), pushing the hips back first (00:28-00:31), and
ensuring knees track with the toes (00:32-00:35). For breathing,
it advises inhaling during the descent and exhaling during the
ascent (00:55-01:00).

'''
think("The ASR transcript supports answer choice (2). The video
highlights maintaining a slight arch in your back, initiating the
movement with the hips, aligning knees with toes, and coordinating
breathing with the phases of the squat.")
'''
The ASR transcript supports answer choice (2). The video highlights
maintaining a slight arch in your back, initiating the movement
with the hips, aligning knees with toes, and coordinating
breathing with the phases of the squat.

'''
final_answer = finish("Final Answer: (2)")
'''
Final Answer: (2)

Strategy B (direct retrieval_qa):
The video primarily shows a demonstration of the barbell squat and
highlights key points on form. It doesn't explicitly detail the
breathing technique. However, general weightlifting principles
suggest inhaling during the lowering phase and exhaling during the
lifting phase. Additionally, proper form includes keeping the
back straight, core engaged, and chest up.

Final Answer: (1)
Strategy C (get_segment, retrieval_qa find_when, asr_understanding):
'''
input_video = get_segment(start='00:00', end='01:35')
'''

'''
think("I need to find the main points regarding form and breathing in
the barbell squat. I'll use 'asr_understanding' to see if the
transcript mentions these details.")
'''
I need to find the main points regarding form and breathing in the
barbell squat. I'll use 'asr_understanding' to see if the
transcript mentions these details.

'''
asr_understanding_result = asr_understanding(question="What are the
main points regarding proper form and breathing during the barbell
squat?", answer_options=[
    "Keep your back straight, core engaged, and chest up throughout
the movement. Inhale as you descend and exhale forcefully as
you drive up.",
    "Maintain a slight arch in your back, push your hips back first,
and keep your knees aligned with your toes. Breathe in during
the eccentric phase (lowering) and breathe out during the
concentric phase (rising).",

```

```

    "Focus on pushing through your heels, keep your head down, and
      hold your breath at the bottom of the squat for stability.
      Exhale as you return to the starting position.",
    "Prioritize depth over weight, allowing your hips to descend below
      your knees. Inhale deeply at the top, hold your breath
      throughout the squat, and exhale at the top.",
    "Use a wide stance, keep your toes pointed outwards, and focus on
      squeezing your glutes at the top of the movement. Breathe
      naturally throughout the exercise."
  ])
  """
  The video focuses on maintaining a slight arch in your back
  (0:23-0:27), pushing your hips back first (0:28-0:31), and keeping
  your knees aligned with your toes (0:32-0:35). For breathing, it
  advises to inhale during the descent (eccentric phase) and exhale
  during the ascent (concentric phase) (0:55-1:00).

  """
  think("The transcript suggests answer (2), highlighting back arch, hip
  movement, knee alignment, and breathing coordinated with the
  squat phases. Let's use 'retrieval_qa' to cross-check this.")
  """
  The transcript suggests answer (2), highlighting back arch, hip
  movement, knee alignment, and breathing coordinated with the squat
  phases. Let's use 'retrieval_qa' to cross-check this.

  """
  retrieval_qa_result = retrieval_qa(question="What are the main points
  regarding proper form and breathing during the barbell squat?",
  answer_options=[
    "Keep your back straight, core engaged, and chest up throughout
    the movement. Inhale as you descend and exhale forcefully as
    you drive up.",
    "Maintain a slight arch in your back, push your hips back first,
    and keep your knees aligned with your toes. Breathe in during
    the eccentric phase (lowering) and breathe out during the
    concentric phase (rising).",
    "Focus on pushing through your heels, keep your head down, and
    hold your breath at the bottom of the squat for stability.
    Exhale as you return to the starting position.",
    "Prioritize depth over weight, allowing your hips to descend below
    your knees. Inhale deeply at the top, hold your breath
    throughout the squat, and exhale at the top.",
    "Use a wide stance, keep your toes pointed outwards, and focus on
    squeezing your glutes at the top of the movement. Breathe
    naturally throughout the exercise."
  ], video_segment=input_video)
  """
  The video demonstrates proper form for barbell squats, emphasizing
  keeping the back straight, core engaged, and chest up. While
  breathing is not explicitly addressed, general knowledge suggests
  inhaling on the descent and exhaling forcefully on the ascent.

  Final Answer: (1)

  """
  final_answer = finish("The ASR transcript suggests (2), focusing on
  back arch and hip movement. However, 'retrieval_qa' prioritizes a
  straight back and doesn't fully confirm the breathing technique.
  Considering general weightlifting knowledge and the potential for
  ASR misinterpretation, (1) is the more reliable answer. Final
  Answer: (1)")
  """
  The ASR transcript suggests (2), focusing on back arch and hip
  movement. However, 'retrieval_qa' prioritizes a straight back and

```

doesn't fully confirm the breathing technique. Considering general weightlifting knowledge and the potential for ASR misinterpretation, (1) is the more reliable answer. Final Answer: (1)

Critique:

A: 2. B: 1. C: 1. Strategies B and C consider the visual content, but deny the information can be found in the video and rely on general knowledge.

Winning Strategies:

A

Input:

You will be given a question about a video and five possible answer options. Question: To prepare this dish, what are the main steps involved? Possible answer choices:

- (1) The main steps include chopping vegetables, boiling them in water, adding spices and herbs, pouring in coconut milk, simmering the mixture, and finally garnishing with cilantro.
- (2) The main steps include chopping vegetables, sauteing them in a skillet, adding spices and dry fruits, pouring in beef broth, baking the mixture in the oven, and finally garnishing with green and red bell peppers.
- (3) The main steps include chopping vegetables, sauteing them in a wok, adding milk and herbs, pouring in vegetable broth, simmering the mixture, and finally garnishing with parsley.
- (4) The main steps include chopping vegetables, sauteing them in a pan, adding lentils, pouring in water, adding spices and cilantro, simmering the lentils, and finally garnishing with chopped tomatoes.
- (5) The main steps include chopping fruits, sauteing them in a pan, adding spices and herbs, pouring in chicken broth, simmering the mixture, and finally garnishing with cilantro.

Video length: 09:43

Strategy A (get_segment, retrieval_qa, asr_understanding):

'''

input_video = get_segment(start='00:00', end='09:43')

'''

'''

```
answer = asr_understanding(question='To prepare this dish, what are
the main steps involved?', answer_options=['The main steps include
chopping vegetables, boiling them in water, adding spices and
herbs, pouring in coconut milk, simmering the mixture, and finally
garnishing with cilantro.', 'The main steps include chopping
vegetables, sauteing them in a skillet, adding spices and dry
fruits, pouring in beef broth, baking the mixture in the oven, and
finally garnishing with green and red bell peppers.', 'The main
steps include chopping vegetables, sauteing them in a wok, adding
milk and herbs, pouring in vegetable broth, simmering the mixture,
and finally garnishing with parsley.', 'The main steps include
chopping vegetables, sauteing them in a pan, adding lentils,
pouring in water, adding spices and cilantro, simmering the
lentils, and finally garnishing with chopped tomatoes.', 'The main
steps include chopping fruits, sauteing them in a pan, adding
spices and herbs, pouring in chicken broth, simmering the mixture,
and finally garnishing with cilantro.'])
```

'''

The main steps are chopping onions and carrots (00:32-01:15), sauteing them in olive oil with garlic and ginger (01:23-02:58), adding lentils and water (03:12-04:05), adding turmeric and cumin (04:30-05:20), simmering until the lentils are tender

```

(05:35-07:10), and finally garnishing with chopped cilantro and
tomatoes (07:22-08:01).

'''
think("None of the provided options exactly match the steps in the ASR
transcript. Option (1) is closest since it mentions chopping
vegetables, adding spices, and simmering. However, it omits key
ingredients and steps like sauteing.")
'''

None of the provided options exactly match the steps in the ASR
transcript. Option (1) is closest since it mentions chopping
vegetables, adding spices, and simmering. However, it omits key
ingredients and steps like sauteing.

'''
final_answer = finish("Final Answer: (1)")
'''

Final Answer: (1)

Strategy B (direct retrieval_qa):
The video demonstrates a recipe for lentil soup. The chef chops
vegetables like onions, carrots, and garlic. They then saute these
vegetables in a pan with oil. Lentils and water are added,
followed by spices like cumin and turmeric. The mixture simmers
until the lentils are cooked through. Finally, it's garnished with
chopped tomatoes and cilantro.

The closest answer is (4).

Final Answer: (4)
Strategy C (get_segment, retrieval_qa find_when, asr_understanding):
'''
input_video = get_segment(start='00:00', end='09:43')
'''

'''
answer = asr_understanding(question='To prepare this dish, what are
the main steps involved?', answer_options=['The main steps include
chopping vegetables, boiling them in water, adding spices and
herbs, pouring in coconut milk, simmering the mixture, and finally
garnishing with cilantro.', 'The main steps include chopping
vegetables, sauteing them in a skillet, adding spices and dry
fruits, pouring in beef broth, baking the mixture in the oven, and
finally garnishing with green and red bell peppers.', 'The main
steps include chopping vegetables, sauteing them in a wok, adding
milk and herbs, pouring in vegetable broth, simmering the mixture,
and finally garnishing with parsley.', 'The main steps include
chopping vegetables, sauteing them in a pan, adding lentils,
pouring in water, adding spices and cilantro, simmering the
lentils, and finally garnishing with chopped tomatoes.', 'The main
steps include chopping fruits, sauteing them in a pan, adding
spices and herbs, pouring in chicken broth, simmering the mixture,
and finally garnishing with cilantro.'])
'''

The main steps include chopping onions and carrots (0:35-1:10),
sauteing them in olive oil (1:15-2:05), adding spices like cumin
and turmeric (2:10-2:45), then adding lentils and water
(2:50-3:30). The mixture simmers for some time (3:45-5:00) and is
finally garnished with cilantro and chopped tomato (5:10-5:45).

'''
think("None of the options perfectly align with the ASR transcript.
Option (1) is somewhat similar as it mentions chopping vegetables,

```



```

    spices, and simmering. However, it misses crucial details like
    sauteing and the specific ingredients mentioned.")
'''
None of the options perfectly align with the ASR transcript. Option
(1) is somewhat similar as it mentions chopping vegetables, spices
, and simmering. However, it misses crucial details like sauteing
and the specific ingredients mentioned.

'''
final_answer = finish("Final Answer: (1)")
'''
Final Answer: (1)

Critique:
A: 1. B: 4. C: 1. A and C consider the ASR, but give up after finding
it doesn't directly result in an answer.

Winning Strategies:
B

Input:
You will be given a question about a video and five possible answer
options. Question: In what order does the video discuss the
following topics: introduction, stock taillight operation,
Morimoto XB LED taillight replacement, taillight features, and
installation and warranty? Possible answer choices:
(1) Introduction, stock taillight operation, taillight features,
Morimoto XB LED taillight replacement, installation and warranty.
(2) Morimoto XB LED taillight replacement, introduction, taillight
features, stock taillight operation, installation and warranty.
(3) Introduction, Stock taillight operation, Morimoto XB LED taillight
replacement, taillight features, Installation and warranty.
(4) Introduction, Morimoto XB LED taillight replacement, installation
and warranty, taillight features, stock taillight operation.
(5) Stock taillight operation, introduction, Morimoto XB LED taillight
replacement, taillight features, installation and warranty.
Video length: 01:15

Strategy A (get_segment, retrieval_qa, asr_understanding):
'''
input_video = get_segment(start='00:00', end='01:15')
'''

'''
answer = asr_understanding(question='In what order does the video
discuss the following topics: introduction, stock taillight
operation, Morimoto XB LED taillight replacement, taillight
features, and installation and warranty?', answer_options=['
Introduction, stock taillight operation, taillight features,
Morimoto XB LED taillight replacement, installation and warranty.'
, 'Morimoto XB LED taillight replacement, introduction, taillight
features, stock taillight operation, installation and warranty.',
'Introduction, Stock taillight operation, Morimoto XB LED
taillight replacement, taillight features, Installation and
warranty.', 'Introduction, Morimoto XB LED taillight replacement,
installation and warranty, taillight features, stock taillight
operation.', 'Stock taillight operation, introduction, Morimoto XB
LED taillight replacement, taillight features, installation and
warranty.'])
'''

The video first provides an introduction (00:02-00:10). Next, it
discusses the stock taillight operation (00:11-00:25). Then, it
details the Morimoto XB LED taillight replacement (00:26-00:38).
Following this, the video describes the taillight features

```

```

(00:39-00:55). Finally, it covers installation and warranty
(00:56-01:08). Therefore, the correct order is (3).

'''
final_answer = finish("Final Answer: (3)")
'''
Final Answer: (3)

Strategy B (direct retrieval_qa):
The video begins with an introduction of Morimoto and then shows the
stock taillight operation. After that, it shows the Morimoto XB
LED taillight replacement and then discusses its features. Finally
, it shows the installation process and discusses its warranty.
Therefore, the correct order is introduction, stock taillight
operation, Morimoto XB LED taillight replacement, taillight
features, and installation and warranty.

Final Answer: (1)
Strategy C (get_segment, retrieval_qa find_when, asr_understanding):
'''
input_video = get_segment(start='00:00', end='01:15')
'''

'''
answer = asr_understanding(question='In what order does the video
discuss the following topics: introduction, stock taillight
operation, Morimoto XB LED taillight replacement, taillight
features, and installation and warranty?', answer_options=[
Introduction, stock taillight operation, taillight features,
Morimoto XB LED taillight replacement, installation and warranty.'
, 'Morimoto XB LED taillight replacement, introduction, taillight
features, stock taillight operation, installation and warranty.',
'Introduction, Stock taillight operation, Morimoto XB LED
taillight replacement, taillight features, Installation and
warranty.', 'Introduction, Morimoto XB LED taillight replacement,
installation and warranty, taillight features, stock taillight
operation.', 'Stock taillight operation, introduction, Morimoto XB
LED taillight replacement, taillight features, installation and
warranty.'])
'''
The video first provides an introduction (00:02-00:10). Next, it
discusses the stock taillight operation (00:11-00:25). Then, it
details the Morimoto XB LED taillight replacement (00:26-00:38).
Following this, the video describes the taillight features
(00:39-00:55). Finally, it covers installation and warranty
(00:56-01:08). Therefore, the correct order is (3).

'''
final_answer = finish("Final Answer: (3)")
'''
Final Answer: (3)

Critique:
A: 3. B: 1. C: 3. The question asks about what is discussed in the
video, implying speech, but B is not able to consider the ASR and
fails.

Winning Strategies:
A, C

Input:
You will be given a question about a video and five possible answer
options. Question: Why does Jamie decide to stay home instead of

```

```

    going to the library at 11:00 a.m. on a Saturday? Possible answer
    choices:
(1) Jamie gets a call from a friend and decides to meet them for lunch
    instead.
(2) Jamie realizes the library is closed on Saturdays.
(3) Jamie's car breaks down, preventing them from driving to the
    library.
(4) Jamie starts a new book at home and is too engrossed to leave.
(5) Jamie remembers they have a prior engagement, a family gathering,
    preventing them from going to the library.
Video length: 01:59

Strategy A (get_segment, retrieval_qa, asr_understanding):
'''
input_video = get_segment(start='00:00', end='01:59')
'''

'''
answer = asr_understanding(question="Why does Jamie decide to stay
    home instead of going to the library at 11:00 a.m. on a Saturday
    ?", answer_options=['Jamie gets a call from a friend and decides
    to meet them for lunch instead.', 'Jamie realizes the library is
    closed on Saturdays.', 'Jamie\'s car breaks down, preventing them
    from driving to the library.', 'Jamie starts a new book at home
    and is too engrossed to leave.', 'Jamie remembers they have a
    prior engagement, a family gathering, preventing them from going
    to the library.'])
'''

Jamie decides to stay home instead of going to the library because
    they remember they have a prior family gathering
    [01:25:00-01:32:00].

'''
final_answer = finish("Based on the ASR transcript, Jamie decides to
    stay home instead of going to the library because they remember
    they have a prior family gathering. Final Answer: (5)")
'''

Based on the ASR transcript, Jamie decides to stay home instead of
    going to the library because they remember they have a prior
    family gathering. Final Answer: (5)

Strategy B (direct retrieval_qa):
The video shows Jamie checking the time on their watch, which reads
    11:00 AM. They then pack a bag with books and prepare to leave the
    house, even putting on their shoes. However, they receive a text
    message and after reading it, unpack their bag and take off their
    shoes. They then proceed to sit on the couch and relax. The video
    doesn't explicitly say why the plans changed, but the text message
    is likely the reason. The video ends with a short scene of a
    group of people, suggesting a possible social gathering.

Final Answer: (1)

Strategy C (get_segment, retrieval_qa find_when, asr_understanding):
'''
input_video = get_segment(start='00:00', end='01:59')
'''

'''
found_times = find_when(query="Jamie's plans are interrupted",
    video_segment=input_video)
'''

```

```

["00:35", "00:45"]: The query asks for the time range when Jamie's
plans are interrupted. Based on the video and transcript, Jamie's
plans to go to the library are interrupted when they trip over
their shoelaces after putting on their shoes. This occurs between
00:35 and 00:42. The video shows them putting on their shoes,
tripping, and then sitting down.

'''
segment_of_interest = get_segment(start='00:35', end='00:45')
'''
['00:35', '00:45']

'''
answer = retrieval_qa(question="Why does Jamie decide to stay home
instead of going to the library at 11:00 a.m. on a Saturday?",
answer_options=['Jamie gets a call from a friend and decides to
meet them for lunch instead.', 'Jamie realizes the library is
closed on Saturdays.', 'Jamie\'s car breaks down, preventing them
from driving to the library.', 'Jamie starts a new book at home
and is too engrossed to leave.', 'Jamie remembers they have a
prior engagement, a family gathering, preventing them from going
to the library.'], video_segment=segment_of_interest)
'''

The video shows Jamie putting on their shoes and then tripping over
their shoelaces. There is no indication they got a call, realized
the library was closed, had car trouble, or started a new book.
The video also does not show a family gathering. Therefore, none
of the options 1-5 are supported by the video.

However, if we must choose the most likely option, option (3) is the
most plausible. Jamie tripping could be interpreted as an
indication of car trouble, albeit a very indirect one.

Final Answer: (3)

'''
final_answer = finish(final_answer="The video shows Jamie putting on
their shoes and then tripping over their shoelaces. There is no
indication they got a call, realized the library was closed, had
car trouble, or started a new book. The video also does not show a
family gathering. Therefore, none of the options 1-5 are
supported by the video. However, if we must choose the most likely
option, option (3) is the most plausible. Jamie tripping could be
interpreted as an indication of car trouble, albeit a very
indirect one. Final Answer: (3)")
'''

The video shows Jamie putting on their shoes and then tripping over
their shoelaces. There is no indication they got a call, realized
the library was closed, had car trouble, or started a new book.
The video also does not show a family gathering. Therefore, none
of the options 1-5 are supported by the video. However, if we must
choose the most likely option, option (3) is the most plausible.
Jamie tripping could be interpreted as an indication of car
trouble, albeit a very indirect one. Final Answer: (3)

Critique:
A: 5. B: 1. C: 3. B makes a guess after not finding an explicit answer
in the visuals. C selects an overly narrow range to consider, as
the reason for the plans being interrupted may not be exactly when
they are interrupted.

Winning Strategies:
A

```

Listing 5: Neptune critic examples.

```

Input:
Question: When is the trampoline first used in the video?
Video length: 04:23

Strategy A (get_segment, find_when):
'''
input_video = get_segment(start='00:00', end='04:23')
'''

'''
time_ranges = find_when(query='the trampoline gets its first use',
                        video_segment=input_video)
'''
["00:45", "01:15"]: The video shows a person assembling a trampoline.
                    The trampoline is shown fully assembled at 00:45 and the assembly
                    process is shown up to 01:15.
["02:30", "02:55"]: The video shows a person jumping on the trampoline
                    . This is the first time the trampoline is shown being used, from
                    02:30 to 02:55.

'''
think("The first time the trampoline is used is arguably at 00:45,
      when it is assembled. However, the question asks when it gets its
      *first use*, which implies actual use by a person. Therefore, the
      relevant time range is 02:30-02:55.")
'''
The first time the trampoline is used is arguably at 00:45, when it is
assembled. However, the question asks when it gets its *first
use*, which implies actual use by a person. Therefore, the
relevant time range is 02:30-02:55.

'''
final_answer = finish("The question asks when the trampoline gets its
first use, implying actual use by a person. While the trampoline
is assembled at 00:45-01:15, its first actual use begins at 02:30
when a person jumps on it. Therefore, the relevant time range is
02:30-02:55. Final Answer: [02:30, 02:55]")
'''
The question asks when the trampoline gets its first use, implying
actual use by a person. While the trampoline is assembled at
00:45-01:15, its first actual use begins at 02:30 when a person
jumps on it. Therefore, the relevant time range is 02:30-02:55.
Final Answer: [02:30, 02:55]

Strategy B (get_segment, find_when, retrieval_qa):
'''
input_video = get_segment(start='00:00', end='04:23')
'''

'''
first_use = find_when(query='first use of the trampoline',
                    video_segment=input_video)
'''
["00:45", "01:50"]: The video shows a person assembling a trampoline.
                    The first appearance of the trampoline occurs at 00:45, when it's
                    partially assembled. The trampoline is shown in several stages of
                    assembly until 01:50.
["03:10", "03:40"]: The video shows the finished trampoline being
                    showcased in a backyard. The trampoline is fully assembled and
                    ready for use at 03:10, and is shown from various angles until
                    03:40.

```

```

'''
think("The first time range [00:45, 01:50] seems to describe the
trampoline being assembled, but the second range [03:10, 03:40]
shows the trampoline in its final assembled state, ready for use.
Therefore, the answer is the second range.")
'''
The first time range [00:45, 01:50] seems to describe the trampoline
being assembled, but the second range [03:10, 03:40] shows the
trampoline in its final assembled state, ready for use. Therefore
, the answer is the second range.

'''
final_answer = finish("The first time range [00:45, 01:50] seems to
describe the trampoline being assembled, but the second range
[03:10, 03:40] shows the trampoline in its final assembled state,
ready for use. Therefore, the answer is the second range. Final
Answer: [03:10, 03:40]")
'''
The first time range [00:45, 01:50] seems to describe the trampoline
being assembled, but the second range [03:10, 03:40] shows the
trampoline in its final assembled state, ready for use. Therefore
, the answer is the second range. Final Answer: [03:10, 03:40]

Strategy C (find_when):
'''
input_video = get_segment(start='00:00', end='03:53')
'''

'''
query = "When is the trampoline first used in the video?"
result = find_when(query, None)
'''
["00:45", "01:15"]: The video shows a person assembling a trampoline.
The trampoline is shown fully assembled at 00:45 and the assembly
process is shown up to 01:15.
["02:30", "02:55"]: The video shows a person jumping on the trampoline
. This is the first time the trampoline is shown being used, from
02:30 to 02:55.

'''
think("The first result mentions the trampoline being assembled from
00:45 to 01:15, but this is assembly, not use. The second result
shows the trampoline in use from 02:30 to 02:55. I will choose
the second range as the answer.")
'''
The first result mentions the trampoline being assembled from 00:36 to
01:59, but this is assembly, not use. The second result shows the
trampoline in use from 02:30 to 02:55. I will choose the second
range as the answer.

'''
final_answer = "The trampoline's first use is shown from 02:30 to
02:55. Final Answer: [02:30, 02:55]"
finish(final_answer)
'''
The trampoline's first use is shown from 02:30 to 02:55. Final Answer:
[02:30, 02:55]

Critique:
Strategies A and C actually perceive a person using the trampoline and
pick the associated range. Strategy B only sees the finished
trampoline and guesses based on that, but does not directly see
the part relevant to the query.

```

Winning Strategies:
A, C

Question: When is the woman showing a harder variation of the exercise
?

Video length: 01:18

Strategy A (get_segment, find_when):

```
'''
input_video = get_segment(start='00:00', end='01:18')
'''

'''
harder_exercise_times = find_when(query='woman showing a harder
variation of the exercise', video_segment=input_video)
'''
["00:03", "00:27"], ["00:30", "01:15"]]: The video shows a woman
performing a modified push-up against a wall from 0:03 to 0:27.
From 0:30 to 1:15, she performs standard push-ups on the floor.
The query asks for a harder version of the exercise. The standard
push-up on the floor is considered more challenging than the
modified version against the wall.

'''
think("The tool 'find_when' returned two time ranges: ['00:03', '00:27'
'] and ['00:30', '01:15']. The first range shows a modified push-
up against a wall, and the second shows standard push-ups. The
standard push-up is described as the harder variation. Therefore,
the final answer should be the second range.")
'''
The tool 'find_when' returned two time ranges: ['00:03', '00:27'] and
['00:30', '01:15']. The first range shows a modified push-up
against a wall, and the second shows standard push-ups. The
standard push-up is described as the harder variation. Therefore,
the final answer should be the second range.

'''
final_answer = finish("The tool 'find_when' returned two time ranges:
['00:03', '00:27'] and ['00:30', '01:15']. The first range shows a
modified push-up against a wall, and the second shows standard
push-ups. The standard push-up is described as the harder
variation. Therefore, the final answer should be the second range.
Final Answer: [00:30, 01:15]")
'''
The tool 'find_when' returned two time ranges: ['00:03', '00:27'] and
['00:30', '01:15']. The first range shows a modified push-up
against a wall, and the second shows standard push-ups. The
standard push-up is described as the harder variation. Therefore,
the final answer should be the second range. Final Answer: [00:30,
01:15]
```

Strategy B (get_segment, find_when, retrieval_qa):

```
'''
input_video = get_segment(start='00:00', end='01:18')
'''

'''
times = find_when(query='woman showing a harder variation of the
exercise', video_segment=input_video)
'''
["00:03", "00:27"], ["00:30", "01:15"]]: The video shows a woman
performing a modified push-up against a wall from 0:03 to 0:27.
```

From 0:30 to 1:15, she performs standard push-ups on the floor. The query asks for a harder version of the exercise. The standard push-up on the floor is considered more challenging than the modified version against the wall.

```

'''
think("The tool 'find_when' returned two time ranges: 00:03-00:27 and
00:30-01:15. The description indicates that 00:30-01:15 shows a
harder variation of the exercise. I will use this time range as
the final answer.")
'''
The tool 'find_when' returned two time ranges: 00:03-00:27 and
00:30-01:15. The description indicates that 00:30-01:15 shows a
harder variation of the exercise. I will use this time range as
the final answer.

'''
final_answer = finish("The tool 'find_when' returned two time ranges:
00:03-00:27 and 00:30-01:15. The description indicates that
00:30-01:15 shows a harder variation of the exercise. I will use
this time range as the final answer. Final Answer: [00:30, 01:15]"
)
'''
The tool 'find_when' returned two time ranges: 00:03-00:27 and
00:30-01:15. The description indicates that 00:30-01:15 shows a
harder variation of the exercise. I will use this time range as
the final answer. Final Answer: [00:30, 01:15]

Strategy C (find_when):
'''
input_video = get_segment(start='00:00', end='01:18')
'''

'''
think("I need to find when the woman is showing a harder variation of
the exercise. I'll first try to find any mentions of 'harder' or
similar terms related to the exercise difficulty.")
'''
I need to find when the woman is showing a harder variation of the
exercise. I'll first try to find any mentions of 'harder' or
similar terms related to the exercise difficulty.

'''
query_result = find_when(query="harder exercise", video_segment=None)
'''
["00:03", "00:27"]: The query "harder exercise" is subjective. However
, based on the video content, the frames from 00:03 to 00:27 show
a person performing a modified exercise, which could be considered
an "easier exercise." The exercise is shown for a sustained
period. Since a harder exercise was requested, it is likely shown
at a different time in the video.

'''
final_answer = finish("Based on the tool's analysis, the woman
performs a harder version of the exercise between 00:03 and 00:27.
The tool identified this segment, but it may have mistaken it for
an easier variation. Final Answer: [00:03, 00:27]")
'''
Based on the tool's analysis, the woman performs a harder version of
the exercise between 00:03 and 00:27. The tool identified this
segment, but it may have mistaken it for an easier variation.
Final Answer: [00:03, 00:27]

Critique:

```


Strategies A and B find ranges corresponding to both versions of the exercise and compare them to find the harder variation. Strategy C only identified one range, for a potentially easier version, then did not recognize the alternative to compare to.

Winning Strategies:
A, B

Question: When are we given a zoomed in view of the guitar strings?
Video length: 01:53

Strategy A (get_segment, find_when):

```
'''
input_video = get_segment(start='00:00', end='01:53')

'''

'''
times = find_when(query='zoomed in view of the guitar strings',
                  video_segment=input_video)
'''
["00:00", "01:52"]: The video shows a person playing a guitar
throughout its duration. The query asks for a zoomed in view of
the guitar strings. Therefore, the entire video shows the event.

'''
final_answer = finish("The query asks for when a zoomed in view of the
guitar strings is given. The response from 'find_when' indicates
that a guitar is played throughout the entire video. Therefore,
the entire video is relevant. Final Answer: [00:00, 01:53]")
'''
The query asks for when a zoomed in view of the guitar strings is
given. The response from 'find_when' indicates that a guitar is
played throughout the entire video. Therefore, the entire video is
relevant. Final Answer: [00:00, 01:53]
```

Strategy B (get_segment, find_when, retrieval_qa):

```
'''
input_video = get_segment(start='00:00', end='01:53')

'''

'''
times = find_when(query='zoomed in view of the guitar strings',
                  video_segment=input_video)
'''
["00:00", "01:52"]: The video shows a person playing a guitar
throughout its duration. The query asks for a zoomed in view of
the guitar strings. Therefore, the entire video shows the event.

'''
final_answer = finish(final_answer="The video shows a person playing a
guitar throughout its duration. The query asks for a zoomed in
view of the guitar strings. Therefore, the entire video shows the
event. Final Answer: [00:00, 01:53]")
'''
The video shows a person playing a guitar throughout its duration. The
query asks for a zoomed in view of the guitar strings. Therefore,
the entire video shows the event. Final Answer: [00:00, 01:53]
```

Strategy C (find_when):

```
'''
input_video = get_segment(start='00:00', end='01:53')
'''
```

```

'''
think("I need to find when the video shows a close-up of the guitar
      strings. I'll use the 'find_when' tool to search for this.")
'''
I need to find when the video shows a close-up of the guitar strings.
I'll use the 'find_when' tool to search for this.

'''
find_when(query="close-up of guitar strings", video_segment=None)
'''
["01:10", "01:25"]: The video shows a person playing guitar. From
[01:10] to [01:25], the camera zooms in to show a close-up view of
the guitar strings as the person plays them.

'''
think("The 'find_when' tool returned a single time range: 01:10-01:25.
      This seems to directly answer the question. I will use this as
      my final answer.")
'''
The 'find_when' tool returned a single time range: 01:10-01:25. This
seems to directly answer the question. I will use this as my final
answer.

'''
finish("The find_when tool identified the time range 01:10-01:25 as
      showing a close-up of the guitar strings. Final Answer: [01:10,
      01:25]")
'''
The find_when tool identified the time range 01:10-01:25 as showing a
close-up of the guitar strings. Final Answer: [01:10, 01:25]

Critique:
Strategies A and B choose the whole video, despite the query asking
for a zoomed in view, implying a relative change in the video.
Strategy C instead identifies a particular range.

Winning Strategies:
C

Input:
Question: When is the person least energetic in the video?
Video length: 00:49

Strategy A (get_segment, find_when):
'''
input_video = get_segment(start='00:00', end='00:49')
'''

'''
activity_times = find_when(query='person least energetic',
                           video_segment=input_video)
'''
["00:11", "00:18"], ["00:19", "00:24"], ["00:33", "00:41"]: The query
asks to identify the time ranges where the person is least
energetic. Based on the provided video frames, the person appears
to be sleeping during the periods from 00:11 to 00:18, from 00:19
to 00:24, and from 00:33 to 00:41. These segments represent
periods of minimal movement and apparent rest.

'''
think("The tool returned multiple time ranges: ['00:11', '00:18'], ['
00:19', '00:24'], ['00:33', '00:41']. Since the question asks for

```

```

        the time the person is LEAST energetic, and the first two ranges
        are contiguous, I will combine them into a single range.")
'''
The tool returned multiple time ranges: ['00:11', '00:18'], ['00:19',
'00:24'], ['00:33', '00:41']. Since the question asks for the
time the person is LEAST energetic, and the first two ranges are
contiguous, I will combine them into a single range.

'''
final_answer = "The person is least energetic from 00:11 to 00:24, and
from 00:33 to 00:41. Final Answer: [00:11, 00:24], [00:33, 00:41]"
finish(final_answer)
'''
The person is least energetic from 00:11 to 00:24, and from 00:33 to
00:41. Final Answer: [00:11, 00:24], [00:33, 00:41]

Strategy B (get_segment, find_when, retrieval_qa):
'''
input_video = get_segment(start='00:00', end='00:49')
'''

'''
activity_times = find_when(query='person is least energetic',
video_segment=input_video)
'''
["00:11", "00:18"]: The query asks to identify when a person is least
energetic in the video. The video shows a person who appears to be
sleeping between 00:11 and 00:18. This is the period of least
visible movement and likely the time of lowest energy.

'''
think("The find_when tool suggests the person is least energetic
between 00:11 and 00:18. This seems reasonable based on the
description. I will use this as my final answer.")
'''
The find_when tool suggests the person is least energetic between
00:11 and 00:18. This seems reasonable based on the description.
I will use this as my final answer.

'''
final_answer = finish("Final Answer: [00:11, 00:18]")
'''
Final Answer: [00:11, 00:18]

Strategy C (find_when):
'''
input_video = get_segment(start='00:00', end='00:49')
'''

'''
think("I need to find when the person is least energetic. I'll use
find_when to search for inactivity.")
'''
I need to find when the person is least energetic. I'll use find_when
to search for inactivity.

'''
activity_times = find_when(query="person is least energetic",
video_segment=None)
'''
["00:11", "00:18"]: The query asks to identify when a person is least
energetic in the video. The person appears to be sleeping between

```

```

00:11 and 00:18, indicating low energy. There may be other periods
  of low activity, but this period of apparent sleep is the
  clearest indication of low energy.

'''
think("The find_when tool suggests the person is least energetic
  between 00:11 and 00:18. This seems like the most obvious period
  of inactivity (sleeping). I will use this as my final answer.")
'''
The find_when tool suggests the person is least energetic between
00:11 and 00:18. This seems like the most obvious period of
inactivity (sleeping). I will use this as my final answer.

'''
final_answer = finish("The find_when tool suggests the person is least
  energetic between 00:11 and 00:18. This seems like the most
  obvious period of inactivity (sleeping). Therefore, I'm choosing
  this as the final answer. Final Answer: [00:11, 00:18]")
'''
The find_when tool suggests the person is least energetic between
00:11 and 00:18. This seems like the most obvious period of
inactivity (sleeping). Therefore, I'm choosing this as the final
answer. Final Answer: [00:11, 00:18]

Winning Strategies:
A

```

Listing 6: ActivityNet-RTL critic examples.

```

Input:
You will be given a question about a video and five possible answer
options, where C refers to the person wearing the camera. Question
: What is the main action being performed by C in the video, and
provide specific moments that support your observation. Possible
answer choices:
(1) The main action performed by C is applying makeup. This is evident
  as C picks up a brush, looks in a mirror, and applies something
  to their face.
(2) C's main action in the video is eating a meal. This is clearly
  evident because C lifts a fork to their mouth multiple times and
  chews.
(3) The main action performed by C in the video is reading a book.
  This is evident in the fact that C holds a book open, turns pages,
  and moves their eyes across the page.
(4) In the video, the main action performed by C is talking on the
  phone. This is evident because C holds a phone to their ear and
  speaks into it several times.
(5) The main action performed by C in the video is typing on a
  computer. This is clearly seen as C sits at a desk, places their
  hands on a keyboard, and moves their fingers.
Video length: 01:48

Strategy A (retrieval_qa, get_segment):
'''
input_video = get_segment(start='00:00', end='01:48')
'''

'''
answer = retrieval_qa(question='What is the main action being
  performed by C in the video, and provide specific moments that
  support your observation.', answer_options=['The main action
  performed by C is applying makeup. This is evident as C picks up a
  brush, looks in a mirror, and applies something to their face.',
  'C\'s main action in the video is eating a meal. This is clearly

```

```

evident because C lifts a fork to their mouth multiple times and
chews.', 'The main action performed by C in the video is reading a
book. This is evident in the fact that C holds a book open, turns
pages, and moves their eyes across the page.', 'In the video, the
main action performed by C is talking on the phone. This is
evident because C holds a phone to their ear and speaks into it
several times.', 'The main action performed by C in the video is
typing on a computer. This is clearly seen as C sits at a desk,
places their hands on a keyboard, and moves their fingers.'],
video_segment=input_video)
'''
C is clearly typing on a computer throughout the video. They are
sitting at a desk with their hands on a keyboard and their fingers
moving. While there may be other actions present, the consistent
and primary action is typing.

Final Answer: (5)

'''
final_answer = finish(final_answer='C is clearly typing on a computer
throughout the video. They are sitting at a desk with their hands
on a keyboard and their fingers moving. While there may be other
actions present, the consistent and primary action is typing.\n\
nFinal Answer: (5)')
'''
C is clearly typing on a computer throughout the video. They are
sitting at a desk with their hands on a keyboard and their fingers
moving. While there may be other actions present, the consistent
and primary action is typing.

Final Answer: (5)

Strategy B (direct retrieval_qa):
C is clearly typing on a computer throughout the video. They are
sitting at a desk with their hands on a keyboard and their fingers
are moving. This is the primary and most consistent action shown
.

Final Answer: (5)

Strategy C (retrieval_qa, get_segment, find_when):
'''
input_video = get_segment(start='00:00', end='01:48')
'''

'''
think("The question asks about the main action C performs. I'll use '
find_when' to check for specific actions mentioned in the options,
like 'applying makeup', 'eating', 'reading', 'talking on the
phone', and 'typing'. This will help identify the main action.")
'''
The question asks about the main action C performs. I'll use '
find_when' to check for specific actions mentioned in the options,
like 'applying makeup', 'eating', 'reading', 'talking on the
phone', and 'typing'. This will help identify the main action.

'''
makeup_times = find_when(query='C applies makeup', video_segment=
input_video)
eating_times = find_when(query='C eats a meal', video_segment=
input_video)
reading_times = find_when(query='C reads a book', video_segment=
input_video)

```

```

phone_times = find_when(query='C talks on the phone', video_segment=
    input_video)
typing_times = find_when(query='C types on a computer', video_segment=
    input_video)
'''
["00:12", "00:18"]: At around 00:12, C appears to pick up a small
    object, which is potentially a phone, and brings it to their ear.
    The interaction with the object continues until about 00:18.
    Although it is not definitively clear whether C is talking, their
    actions suggest they may be on a phone call.

'''
think("'find_when' only returned a possible phone call. The limited
    information isn't conclusive. Let's use 'retrieval_qa' to check if
    C is focused on work, which could suggest typing.")
'''
'find_when' only returned a possible phone call. The limited
    information isn't conclusive. Let's use 'retrieval_qa' to check if
    C is focused on work, which could suggest typing.

'''
work_focused = retrieval_qa(question="Is C focused on work in the
    video?", answer_options=["Yes", "No"], video_segment=input_video)
'''
The video shows C sitting at a desk and using a computer. Although it's
    not shown exactly what they are doing, their posture and actions
    suggest they may be working.

Final Answer: (2)

'''
think("The response suggests work at a desk and computer use. That
    supports typing. However, the short phone interaction is also a
    possibility. Since 'eating' seems unlikely in a work context, I'll
    guess between phone and typing, leaning towards phone due to the
    'find_when' result.")
'''
The response suggests work at a desk and computer use. That supports
    typing. However, the short phone interaction is also a
    possibility. Since 'eating' seems unlikely in a work context, I'll
    guess between phone and typing, leaning towards phone due to the
    'find_when' result.

'''
final_answer = finish(final_answer="The 'find_when' result hinted at
    phone use. 'retrieval_qa' suggested work at a desk with a computer
    , which supports 'typing.' Lacking definitive proof, I'll guess '
    talking on the phone' based on the slight 'find_when' evidence.
    Final Answer: (4)")
'''
The 'find_when' result hinted at phone use. 'retrieval_qa' suggested
    work at a desk with a computer, which supports 'typing.' Lacking
    definitive proof, I'll guess 'talking on the phone' based on the
    slight 'find_when' evidence. Final Answer: (4)

Critique:
A: 5. B: 5. C: 4. Strategy C attempts an overly complex strategy with
    the find_when tool and ends up guessing due to limited information
    .

Winning Strategies:
A, B

Input:

```

You will be given a question about a video and five possible answer options, where C refers to the person wearing the camera. Question : Describe how C prepared the ingredients and assembled the sandwich in the video, noting key steps and transitions. Possible answer choices:

- (1) C prepared the ingredients by ordering them online and having them delivered. They then assembled the sandwich by layering the ingredients between two slices of bread. They added condiments and cut the sandwich in half.
- (2) C prepared the ingredients by taking pre-sliced ingredients from the refrigerator. They then assembled the sandwich by layering the ingredients between two slices of bread. They added condiments and cut the sandwich in half.
- (3) C prepared the ingredients by chopping vegetables and slicing meat. They then assembled the sandwich by layering the ingredients between two slices of bread. They added condiments and cut the sandwich in half.
- (4) C prepared the ingredients by microwaving pre-packaged meals. They then assembled the sandwich by layering the ingredients between two slices of bread. They added condiments and cut the sandwich in half.
- (5) C prepared the ingredients by going to a restaurant and getting takeout. They then assembled the sandwich by layering the ingredients between two slices of bread. They added condiments and cut the sandwich in half.

Video length: 02:45

```

Strategy A (retrieval_qa, get_segment):
'''
input_video = get_segment(start='00:00', end='02:45')
'''

'''
answer = retrieval_qa(question='Describe how C prepared the
ingredients and assembled the sandwich in the video, noting key
steps and transitions. ', answer_options=['C prepared the
ingredients by ordering them online and having them delivered.
They then assembled the sandwich by layering the ingredients
between two slices of bread. They added condiments and cut the
sandwich in half.', 'C prepared the ingredients by taking pre-
sliced ingredients from the refrigerator. They then assembled the
sandwich by layering the ingredients between two slices of bread.
They added condiments and cut the sandwich in half.', 'C prepared
the ingredients by chopping vegetables and slicing meat. They
then assembled the sandwich by layering the ingredients between
two slices of bread. They added condiments and cut the sandwich
in half.', 'C prepared the ingredients by microwaving pre-packaged
meals. They then assembled the sandwich by layering the
ingredients between two slices of bread. They added condiments
and cut the sandwich in half.', 'C prepared the ingredients by
going to a restaurant and getting takeout. They then assembled the
sandwich by layering the ingredients between two slices of bread.
They added condiments and cut the sandwich in half.'],
video_segment=input_video)
'''

The video shows C assembling a sandwich. They take various ingredients
, like sliced meat and vegetables, from the refrigerator. They
layer these ingredients between two slices of bread, add
condiments, and then cut the sandwich in half. There is no
indication of ordering food online, chopping vegetables,
microwaving meals, or getting takeout. The ingredients appear to
be pre-sliced.

Final Answer: (2)

```

```

'''
final_answer = finish("The video clearly shows C using pre-sliced
    ingredients from the refrigerator. Therefore, the most accurate
    description is option (2). Final Answer: (2)")
'''
The video clearly shows C using pre-sliced ingredients from the
    refrigerator. Therefore, the most accurate description is option
    (2). Final Answer: (2)

Strategy B (direct retrieval_qa):
The video shows C making a sandwich. They retrieve pre-sliced
    ingredients, like lettuce, tomato, and meat, from the refrigerator
    . They then assemble the sandwich, add condiments, and cut it in
    half. The ingredients were prepared by being pre-sliced and stored
    in the refrigerator.

Final Answer: (3)

Strategy C (retrieval_qa, get_segment, find_when):
'''
input_video = get_segment(start='00:00', end='02:45')
'''

'''
think("To understand how the ingredients were prepared, I'll use '
    find_when' to look for actions like chopping or retrieving from
    the refrigerator, and then use 'retrieval_qa' to select the best
    answer.")
'''
To understand how the ingredients were prepared, I'll use 'find_when'
    to look for actions like chopping or retrieving from the
    refrigerator, and then use 'retrieval_qa' to select the best
    answer.

'''
preparation_times = find_when("C preparing the sandwich ingredients",
    input_video)
'''
["00:05", "00:40"]: C retrieves pre-sliced sandwich ingredients from
    the refrigerator.

'''
answer = retrieval_qa(question="Describe how C prepared the
    ingredients and assembled the sandwich in the video, noting key
    steps and transitions.", answer_options=["C prepared the
    ingredients by ordering them online and having them delivered.
    They then assembled the sandwich by layering the ingredients
    between two slices of bread. They added condiments and cut the
    sandwich in half.", "C prepared the ingredients by taking pre-
    sliced ingredients from the refrigerator. They then assembled the
    sandwich by layering the ingredients between two slices of bread.
    They added condiments and cut the sandwich in half.", "C prepared
    the ingredients by chopping vegetables and slicing meat. They
    then assembled the sandwich by layering the ingredients between
    two slices of bread. They added condiments and cut the sandwich
    in half.", "C prepared the ingredients by microwaving pre-packaged
    meals. They then assembled the sandwich by layering the
    ingredients between two slices of bread. They added condiments
    and cut the sandwich in half.", "C prepared the ingredients by
    going to a restaurant and getting takeout. They then assembled the
    sandwich by layering the ingredients between two slices of bread.
    They added condiments and cut the sandwich in half."],
    video_segment=input_video)

```



```

'''
The video shows C making a sandwich. They retrieve pre-sliced
ingredients, like lettuce, tomato, and meat, from the refrigerator
. They then assemble the sandwich, add condiments, and cut it in
half. The ingredients were prepared by being pre-sliced and stored
in the refrigerator.

Final Answer: (3)

'''
final_answer = finish("Since C takes pre-sliced ingredients from the
    refrigerator, the correct answer is (3). Final Answer: (3)")
'''
Since C takes pre-sliced ingredients from the refrigerator, the
    correct answer is (3). Final Answer: (3)

Critique:
A: 2. B: 3. C: 3. Strategy A correctly identifies that the ingredients
    are pre-sliced from the refrigerator but fails to choose the
    matching answer.

Winning Strategies:
B, C

Input:
You will be given a question about a video and five possible answer
options. Question: Compare the lighting conditions in the room at
the start of the video to those near the end. How has the lighting
evolved over the course of the video? Possible answer choices:
(1) The lighting in the earlier segments of the video is primarily
provided by a single overhead lamp, while the lighting in the
latter segments is primarily provided by multiple spotlights.
(2) The lighting in the earlier segments of the video is primarily
natural light from a window, while the lighting in the latter
segments is primarily provided by an overhead lamp.
(3) The lighting in the earlier segments of the video is primarily
provided by multiple spotlights, while the lighting in the latter
segments is primarily natural light from a window.
(4) The lighting in the earlier segments of the video is primarily
natural light from a window, while the lighting in the latter
segments is dimmer, perhaps due to cloud cover or sunset.
(5) The lighting in the earlier segments of the video is dimmer,
perhaps due to cloud cover or sunset, while the lighting in the
latter segments is primarily natural light from a window.
Video length: 03:01

Strategy A (retrieval_qa, get_segment):
'''
input_video = get_segment(start='00:00', end='03:01')
'''

'''
think("To compare the lighting in the earlier vs. latter segments, I'
    ll first use retrieval_qa on the first minute and the last minute.
    This should give a general idea of the differences. Then I can
    refine my approach if needed.")
'''
To compare the lighting in the earlier vs. latter segments, I'll first
    use retrieval_qa on the first minute and the last minute. This
    should give a general idea of the differences. Then I can refine
    my approach if needed.

'''
first_minute_segment = get_segment(start='00:00', end='01:00')

```

```

first_minute_answer = retrieval_qa(question="Describe the lighting in
    this segment.", video_segment=first_minute_segment)

last_minute_segment = get_segment(start='02:00', end='03:00')
last_minute_answer = retrieval_qa(question="Describe the lighting in
    this segment.", video_segment=last_minute_segment)

think(f"First minute: {{first_minute_answer}}. Last minute: {{
    last_minute_answer}}. Now I need to compare these and select the
    best matching answer choice.")
'''
First minute: The lighting appears to be dim, likely from a weak
    overhead light source.. Last minute: The room is brightly lit by
    natural light coming in from a large window.. Now I need to
    compare these and select the best matching answer choice.

'''
think("The first minute shows dim lighting, which could be interpreted
    as cloud cover or sunset. The last minute shows bright natural
    light. Option (4) seems close, mentioning dimmer lighting
    initially and then a change, but it doesn't specifically mention
    the natural light. However, it's the closest option.")
'''
The first minute shows dim lighting, which could be interpreted as
    cloud cover or sunset. The last minute shows bright natural light.
    Option (4) seems close, mentioning dimmer lighting initially and
    then a change, but it doesn't specifically mention the natural
    light. However, it's the closest option.

'''
final_answer = finish("Reasoning: The initial dim lighting suggests
    cloud cover or sunset as per option (4), even though the later
    segment has bright natural light, not just a generic change. Final
    Answer: (4)")
'''
Reasoning: The initial dim lighting suggests cloud cover or sunset as
    per option (4), even though the later segment has bright natural
    light, not just a generic change. Final Answer: (4)

Strategy B (direct retrieval_qa):
The video starts with dim lighting, likely due to cloud cover or the
    time of day. As the video progresses, the lighting becomes
    brighter and it appears more natural light is entering the room,
    likely from a window. This suggests the sun might have come out
    from behind the clouds or the video was filmed as the day
    progressed.

Final Answer: (5)

Strategy C (retrieval_qa, get_segment, find_when):
'''
input_video = get_segment(start='00:00', end='03:01')
'''

'''
think("To compare the lighting, I'll analyze the first and last
    minutes using find_when and then use retrieval_qa for a more
    detailed comparison.")
'''

```

```

To compare the lighting, I'll analyze the first and last minutes using
    find_when and then use retrieval_qa for a more detailed
    comparison.

'''
early_segment = get_segment(start='00:00', end='01:00')
'''
['00:00', '01:00']

'''
early_lighting = find_when(query="Describe the lighting conditions.",
    video_segment=early_segment)
'''
["00:00", "00:59"]: The lighting conditions appear dim, likely due to
    a weak overhead light source or cloud cover outside.

'''
late_segment = get_segment(start='02:00', end='03:01')
'''
['02:00', '03:01']

'''
late_lighting = find_when(query="Describe the lighting conditions.",
    video_segment=late_segment)
'''
["02:00", "03:00"]: The room is brightly lit by natural light
    streaming in from a large window.

'''
comparison = retrieval_qa(question="Compare the lighting conditions in
    the room at the start of the video to those near the end. How has
    the lighting evolved over the course of the video?",
    answer_options=[
        "The lighting in the earlier segments of the video is primarily
            provided by a single overhead lamp, while the lighting in the
            latter segments is primarily provided by multiple spotlights."
        ,
        "The lighting in the earlier segments of the video is primarily
            natural light from a window, while the lighting in the latter
            segments is primarily provided by an overhead lamp.",
        "The lighting in the earlier segments of the video is primarily
            provided by multiple spotlights, while the lighting in the
            latter segments is primarily natural light from a window.",
        "The lighting in the earlier segments of the video is primarily
            natural light from a window, while the lighting in the latter
            segments is dimmer, perhaps due to cloud cover or sunset.",
        "The lighting in the earlier segments of the video is dimmer,
            perhaps due to cloud cover or sunset, while the lighting in
            the latter segments is primarily natural light from a window."
    ], video_segment=input_video)
'''

The video starts with dim lighting, likely due to cloud cover or the
time of day. As the video progresses, the lighting becomes
brighter and it appears more natural light is entering the room,
likely from a window. This suggests the sun might have come out
from behind the clouds or the video was filmed as the day
progressed.

Final Answer: (5)

'''
final_answer = finish("Based on the analysis, the early segment has
    dim lighting (potentially due to cloud cover), while the late

```

```

    segment is lit by natural light. This matches option (5). Final
    Answer: (5)")
'''
Based on the analysis, the early segment has dim lighting (potentially
    due to cloud cover), while the late segment is lit by natural
    light. This matches option (5). Final Answer: (5)

Critique: A: 4. B: 5. C: 5. Strategy A initially uses the valid
    strategy of using segments at the beginning and end, but
    ultimately does not logically connect the information to the
    appropriate answer choice.

Winning Strategies: B, C

Input:
You will be given a question about a video and five possible answer
    options, where C refers to the person wearing the camera. Question
    : What is the primary action performed with the backpack at the
    beginning and the main purpose of using a backpack in the context
    of this video? please highlight the significance of this action in
    the overall travel process. Possible answer choices:
(1) The primary action performed with the backpack at the beginning is
    to open it. the main purpose of using a backpack in the context
    of this video is to store belongings. opening the backpack allows
    for easy access to items needed for the trip.
(2) The primary action performed with the backpack at the beginning is
    to close it. the main purpose of using a backpack in the context
    of this video is to carry belongings. closing the backpack ensures
    that items are secure and do not fall out during travel.
(3) The primary action performed with the backpack at the beginning is
    to put it on. the main purpose of using a backpack in the context
    of this video is to carry belongings. putting the backpack on
    allows for hands-free travel and even weight distribution.
(4) The primary action performed with the backpack at the beginning is
    to pack it. the main purpose of using a backpack in the context
    of this video is to carry belongings. packing the backpack ensures
    that all necessary items are brought on the trip.
(5) The primary action performed with the backpack at the beginning is
    to take it off. the main purpose of using a backpack in the
    context of this video is to carry belongings. taking the backpack
    off allows for a rest and reduces strain on the back.
Video length: 02:48

Strategy A (retrieval_qa, get_segment):
'''
input_video = get_segment(start='00:00', end='02:48')
'''

'''
answer = retrieval_qa(question='What is the primary action performed
    with the backpack at the beginning and the main purpose of using a
    backpack in the context of this video? please highlight the
    significance of this action in the overall travel process.',
    answer_options=['The primary action performed with the backpack at
        the beginning is to open it. the main purpose of using a backpack
        in the context of this video is to store belongings. opening the
        backpack allows for easy access to items needed for the trip.',
        'The primary action performed with the backpack at the beginning is
        to close it. the main purpose of using a backpack in the context
        of this video is to carry belongings. closing the backpack ensures
        that items are secure and do not fall out during travel.',
        'The primary action performed with the backpack at the beginning is to
        put it on. the main purpose of using a backpack in the context of

```

```

    this video is to carry belongings. putting the backpack on allows
    for hands-free travel and even weight distribution.', 'The primary
    action performed with the backpack at the beginning is to pack it
    . the main purpose of using a backpack in the context of this
    video is to carry belongings. packing the backpack ensures that
    all necessary items are brought on the trip.', 'The primary action
    performed with the backpack at the beginning is to take it off.
    the main purpose of using a backpack in the context of this video
    is to carry belongings. taking the backpack off allows for a rest
    and reduces strain on the back.'], video_segment=input_video)
'''
The video shows a person packing a backpack at the beginning. They
carefully organize and place items inside. This is essential for
travel as it ensures all needed items are brought along. The main
purpose of the backpack in the video is to carry belongings.

Final Answer: (4)

'''
think("The response aligns with option 4, showing the backpack is
initially packed, crucial for travel to ensure having necessary
items. The main purpose is indeed carrying belongings.")
'''
The response aligns with option 4, showing the backpack is initially
packed, crucial for travel to ensure having necessary items. The
main purpose is indeed carrying belongings.

'''
final_answer = finish("Final Answer: (4)")
'''
Final Answer: (4)

Strategy B (direct retrieval_qa):
The video shows a person packing a backpack at the beginning. They
carefully organize and place items inside. This is essential for
travel as it ensures all needed items are brought along. The main
purpose of the backpack in the video is to carry belongings.

Final Answer: (4)

Strategy C (retrieval_qa, get_segment, find_when):
'''
input_video = get_segment(start='00:00', end='02:48')
'''

'''
think("I'll use 'find_when' to identify the initial backpack action
and 'retrieval_qa' to determine its purpose in the video, then
analyze the options.")
'''
I'll use 'find_when' to identify the initial backpack action and '
retrieval_qa' to determine its purpose in the video, then analyze
the options.

'''
initial_action_times = find_when("someone interacts with a backpack",
input_video)
'''
["00:05", "00:25"]: The video shows a person actively packing a
backpack. They are placing clothes, toiletries, and other items
inside the backpack.

```

```

["01:50", "01:55"]: The person is seen wearing the backpack and
walking through an airport terminal.

'''
purpose = retrieval_qa(question="What is the main purpose of using a
backpack in the context of this video?", answer_options=[
    "The main purpose of using a backpack in the context of this video
    is to store documents.",
    "The main purpose of using a backpack in the context of this video
    is to carry belongings.",
    "The main purpose of using a backpack in the context of this video
    is to organize toiletries.",
    "The main purpose of using a backpack in the context of this video
    is to conceal valuables.",
    "The main purpose of using a backpack in the context of this video
    is to transport food."
], video_segment=input_video)
'''

The video shows a person packing and then carrying a backpack filled
with personal belongings during their travel. Therefore, the main
purpose of the backpack is to carry belongings.

Final Answer: (2)

'''
final_answer = finish("'find_when' shows the backpack is first packed,
and 'retrieval_qa' confirms it's used to carry belongings.
Knowing packing is essential for bringing necessary items, option
(3), putting on the backpack for hands-free carrying, aligns with
the main purpose and initial action. Final Answer: (3)")
'''

'find_when' shows the backpack is first packed, and 'retrieval_qa'
confirms it's used to carry belongings. Knowing packing is
essential for bringing necessary items, option (3), putting on the
backpack for hands-free carrying, aligns with the main purpose
and initial action. Final Answer: (3)

Critique:
A: 4. B: 4. C: 2. Strategy C correctly finds that the backpack is
first packed and then used to carry belongings, and reasons that
the main purpose is to carry belongings, but ultimately
illogically concludes the purpose is to put the backpack on
despite this.

Winning Strategies:
A, B
""").strip()

else:
    CRITIC_EXAMPLES = textwrap.dedent(f"""
Input:
You will be given a question about a video and four possible answer
options. Question: At 12:10, what color suit is the host wearing
?Possible answer choices:
(1) Navy
(2) Tan
(3) Black
(4) White
Video length: 40:50

Strategy A (retrieval_qa, get_segment):
'''
input_video = get_segment(start='00:00', end='40:50')
'''

```

```

'''
segment = get_segment(start='12:10', end='12:20')
answer = retrieval_qa(question='What color suit is the host wearing?',
    video_segment=segment)
'''
The host is wearing a navy suit.

'''
final_answer = finish(f"The retrieval_qa tool determined the host
    was wearing a navy suit at 12:10. Final Answer: (1)")
'''
The retrieval_qa tool determined the host was wearing a navy suit at
    12:10. Final Answer: (1)

Strategy B (direct retrieval_qa):
Here's how to solve this:

1. **Locate the timestamp:** Go to the 12:10 mark in the video.
2. **Observe the host's attire:** At this point, the host (Jimmy
    Kimmel) is wearing a dark suit and a dark-colored tie.
3. **Compare to options:** The suit appears to be black.

Therefore, the correct answer is (3) Black.
Final Answer: (3)

Strategy C (retrieval_qa, get_segment, find_when):
'''
input_video = get_segment(start='00:00', end='40:50')
'''

'''
segment = get_segment(start='12:10', end='12:20')
'''
['12:10', '12:20']

'''
answer = retrieval_qa(question='At 12:10, what color suit is the
    host wearing?', answer_options=['Navy', 'Tan', 'Black', 'White'],
    video_segment=segment)
'''
The image at 12:10 shows the host wearing a navy suit.

Final Answer: (1)

'''
final_answer = finish(final_answer='The image at 12:10 shows the
    host wearing a navy suit. Final Answer: (1)')
'''
The image at 12:10 shows the host wearing a navy suit. Final Answer:
    (1)

Critique:
A: 1. B: 3. C: 1. Strategies A and C succeed while Strategy B fails
    because Strategies A and C successfully use the get_segment tool
    to isolate the relevant part of the video.
Strategy B fails as the retrieval_qa tool alone cannot actually
    locate a given timestamp in a video, resulting in a hallucinated
    answer.

Winning Strategies:

```

A, C

Input:

You will be given a question about a video and four possible answer options. Question: What does the man in charcoal suit do in the next scene after the scene of a photo of six people end?Possible answer choices:

- (1) He shows his scars
- (2) He takes off his shirt
- (3) He shows his jewelry
- (4) He shows his physique

Video length: 39:59

Strategy A (retrieval_qa, get_segment):

```
'''
input_video = get_segment(start='00:00', end='39:59')
'''

'''
think("I need to identify the scene where a photo of six people is
      shown. Then I need to find the scene immediately following it
      to see what the man in the charcoal suit does.")
'''
I need to identify the scene where a photo of six people is shown.
Then I need to find the scene immediately following it to see
what the man in the charcoal suit does.

'''
segment_with_photo = get_segment(start='00:00', end='01:00')
answer = retrieval_qa(question="What does the man in charcoal suit
do in the scene immediately after the scene with a photo of six
people?", video_segment=segment_with_photo)
'''
After the scene with the photo of six people, the man in the
charcoal suit walks down a hallway and is greeted by a group of
people who clap and cheer for him.

'''
think("The provided text doesn't describe any of the options (1) He
shows his scars, (2) He takes off his shirt, (3) He shows his
jewelry, (4) He shows his physique. The man is celebrated. I
will guess the closest option, which is none of them, but I will
choose the least violent option.")
'''
The provided text doesn't describe any of the options (1) He shows
his scars, (2) He takes off his shirt, (3) He shows his jewelry,
(4) He shows his physique. The man is celebrated. I will
guess the closest option, which is none of them, but I will
choose the least violent option.

'''
final_answer = finish("Final Answer: (1)")
'''
Final Answer: (1)
```

Strategy B (direct retrieval_qa):

Here's how to solve this step-by-step:

1. ****Identify the relevant scene:**** The question refers to the scene after a photo of six people. Looking through the timestamps, this appears to be around 20:49.

2. ****Observe the next scene:**** The next scene shows the man in the charcoal suit (Harry Styles) pointing to and showing jewelry on his arm.

3. ****Match to the answer choices:**** This action directly corresponds to answer choice (3).

Therefore, the correct answer is ***(3) He shows his jewelry****.
Final Answer: (3)

Strategy C (retrieval_qa, get_segment, find_when):

'''

input_video = get_segment(start='00:00', end='39:59')

'''

'''

think("First, I need to find when the scene with the photo of six people ends. Then I can examine the next scene to see what the man in the charcoal suit does.")

'''

First, I need to find when the scene with the photo of six people ends. Then I can examine the next scene to see what the man in the charcoal suit does.

'''

photo_end_time = find_when(query="scene with a photo of six people",
video_segment=None)

'''

["00:05", "00:24"]: The query asks to find the scene with a photo of six people. From the provided frames, a photo of six people is visible on the wall in the background starting at 00:05 and remaining visible until 00:24. The photo is partially obscured at times by other people and objects, but it is consistently present in the background during this timeframe.

["10:39", "10:43"]: The query asks for a scene with a photo of six people. At 10:39 through 10:43 a large group photo of more than six people is shown.

["17:47", "17:53"]: The query asks for a scene with a photo of six people. At 17:47-17:53, a photo of approximately six people is visible behind a curtain as Harry Styles walks out onto the stage. The photo is partially obscured and the exact number of people is difficult to ascertain with certainty, but it appears to show at least five.

["18:47", "19:59"]: The query asks for the time range of a scene with a photo of six people. A photo of what appears to be six people is visible on the wall behind the main set in frames starting at 18:47 and continuing through 19:59. The photo is partially obscured at times by other elements in the scene, but it is consistently visible enough to be identified.

["20:03", "20:04"]: The query asks for the time range of a scene with a photo of six people. At 20:03, a wide shot of the studio audience is shown, and a photo of six people is visible on a screen in the background. This photo remains visible until approximately 20:04.

["23:15", "23:25"]: The query asks for the timestamp of a scene with a photo of six people. In the provided video frames, a photo of six people is visible on the wall in the background starting at 23:15 and remaining visible until 23:25. The photo is partially obscured at times by other elements in the frame, but it is consistently present during this time range.

["35:17", "35:20"]: The provided video frames show a wide shot of a studio audience at the 35:17 mark. The audience appears to consist of more than six people. While the exact number is

difficult to determine from the provided frames, it is clearly a large group. Therefore, this time range satisfies the query.

["39:03", "39:18"]: The provided video frames show a live performance with an audience. At the end of the performance, from 39:03 to 39:18, the camera focuses on the audience, and there are enough people visible to potentially include a group of five. The resolution isn't high enough to definitively confirm the presence of a specific photo of six people, but the scene depicts a large group of people, making it a plausible match for the query.

```

'''
think("The most likely candidate for the 'scene with a photo of six
people' is the longest continuous segment: 18:47-19:59. Let's
use that as the end point for the previous scene.")
'''
The most likely candidate for the 'scene with a photo of six people'
is the longest continuous segment: 18:47-19:59. Let's use that
as the end point for the previous scene.

'''
next_scene_segment = get_segment(start='19:59', end='20:05')
'''
['19:59', '20:05']

'''
answer = retrieval_qa(question="What does the man in the charcoal
suit do in the scene from 19:59 to 20:05?", answer_options=['He
shows his scars', 'He takes off his shirt', 'He shows his
jewelry', 'He shows his physique'], video_segment=
next_scene_segment)
'''
The provided video frames show a talk show segment featuring three
men. From 19:59 to 20:02, the man in the gray suit (Harry
Styles) sits on a couch and gestures with his hands. At 20:03,
the camera angle changes to show the audience, and the three men
are still on the couch. There is no indication that the man in
the gray suit shows his scars, takes off his shirt, shows a
tattoo, or shows his muscles. He is simply participating in a
conversation.

Final Answer: (4)

'''
final_answer = finish("Based on the analysis of the video segment
from 19:59 to 20:05, the man in the charcoal suit (assuming this
refers to one of the men in the talk show segment, as there's
no charcoal suit explicitly mentioned) does not perform any of
the actions listed in the options. However, since an answer must
be chosen, and the retrieval_qa tool did not provide a
definitive answer, I will select the option that is most likely
to be present in a talk show setting, which is showing his
physique. This is a weak inference, but given the constraints,
it's the best guess. Final Answer: (4)")
'''
Based on the analysis of the video segment from 19:59 to 20:05, the
man in the charcoal suit (assuming this refers to one of the men
in the talk show segment, as there's no charcoal suit
explicitly mentioned) does not perform any of the actions listed
in the options. However, since an answer must be chosen, and
the retrieval_qa tool did not provide a definitive answer, I
will select the option that is most likely to be present in a
talk show setting, which is showing his physique. This is a
weak inference, but given the constraints, it's the best guess.
Final Answer: (4)

```

Critique:

A:1. B: 3. C: 4. Strategy B succeeds while Strategies A fails because Strategy A incorrectly applies the get_segment tool to the first minute of the video and only considers that, resulting in it not being able to find a correct answer and ultimately guessing. Strategy C applies the find_when tool, then trims a segment and does not find the relevant information, then guessing as well.

Winning Strategies:

B

Input:

You will be given a question about a video and four possible answer options. Question: What is the main reason the vlogger goes out again, where she also buys makeup?Possible answer choices:

- (1) To go exercise
- (2) To eat chicken
- (3) To buy coffee mugs
- (4) To go to the park

Video length: 30:25

Strategy A (retrieval_qa, get_segment):

```
"""
input_video = get_segment(start='00:00', end='30:25')

"""

think("I need to find a segment of the video where the vlogger buys
makeup. I'll try to identify this segment using retrieval_qa,
and then I can use that information to answer the question about
why she went out.")
"""
I need to find a segment of the video where the vlogger buys makeup.
I'll try to identify this segment using retrieval_qa, and then
I can use that information to answer the question about why she
went out.

"""
answer = retrieval_qa(question="When does the vlogger buy makeup?",
    answer_options=None, video_segment=input_video)
"""
The vlogger buys makeup at 16:10-16:11 and 17:20-17:25.

"""
think("The vlogger buys makeup in two segments: 16:10-16:11 and
17:20-17:25. I'll use retrieval_qa again, focusing on these
segments, to determine the reason for her outing.")
"""
The vlogger buys makeup in two segments: 16:10-16:11 and
17:20-17:25. I'll use retrieval_qa again, focusing on these
segments, to determine the reason for her outing.

"""
segment1 = get_segment(start='16:10', end='16:11')
segment2 = get_segment(start='17:20', end='17:25')
reason = retrieval_qa(question="What is the main reason the vlogger
goes out again, where she also buys makeup?", answer_options=['
To go exercise', 'To eat chicken', 'To buy coffee mugs', 'To go
to the park'], video_segment=segment1)
if reason == "": #check if the first segment didn't provide enough
information
```

```

reason = retrieval_qa(question="What is the main reason the
    vlogger goes out again, where she also buys makeup?",
    answer_options=['To go exercise', 'To eat chicken', 'To buy
    coffee mugs', 'To go to the park'], video_segment=segment2)
'''
None

'''
final_answer = finish("Based on the analysis of the video segments
    where the vlogger buys makeup, I was unable to definitively
    determine the main reason for her outing from the provided
    options. However, given the context of beauty product purchases,
    it's less likely she's going to the gym, eating salmon, or
    going to the park. Therefore, I will eliminate those options.
    Final Answer: (3)")
'''
Based on the analysis of the video segments where the vlogger buys
makeup, I was unable to definitively determine the main reason
for her outing from the provided options. However, given the
context of beauty product purchases, it's less likely she's
going to the gym, eating salmon, or going to the park. Therefore
, I will eliminate those options. Final Answer: (3)

Strategy B (direct retrieval_qa):
Here's how to solve this step-by-step:

1. **Identify the relevant section:** The question asks about the
    vlogger's second outing, where she buys makeup. This occurs
    after the gym visit.

2. **Review the frames:** The frames show the vlogger going to the
    park after the gym. She then goes shopping and buys makeup at
    Kicks.

3. **Select the answer:** The main reason for her second outing is
    to go to the park.

Therefore, the correct answer is (4) To go to the park.
Final Answer: (4)

Strategy C (retrieval_qa, get_segment, find_when):
'''
input_video = get_segment(start='00:00', end='30:25')
'''

'''
think("I need to find when the vlogger goes out and buys makeup. I'
    ll use 'find_when' to locate that event, then use 'retrieval_qa'
    to determine the reason.")
'''
I need to find when the vlogger goes out and buys makeup. I'll use
'find_when' to locate that event, then use 'retrieval_qa' to
determine the reason.

'''
when_out_buying_makeup = find_when(query="vlogger goes out and buys
    makeup", video_segment=input_video)
'''
["00:01", "01:59"]: The video shows a vlogger waking up in her room,
    doing some laundry, and then seemingly getting ready to go out.
    While there's no explicit depiction of buying makeup, the
    context strongly suggests this is part of her preparation. The
    time range encompasses her actions from waking up to preparing

```

laundry, which could be interpreted as part of her routine before going out to buy makeup.

["02:19", "02:25"]: The video shows the vlogger in her bathroom at 02:15, where she picks up a toothbrush and looks at her tablet. From 02:19-02:25, she is shown selecting items from a bathroom cabinet. This is consistent with the query.

["05:24", "05:31"]: The vlogger is seen leaving her apartment at 04:02 and returning at 04:48. At 05:24-05:31, she is seen putting away what appears to be a package of makeup on a shelf in her bathroom. This is supported by the context of the query and the visual of a package being placed on a shelf.

["08:51", "09:16"]: The video shows a vlogger leaving their home at 08:30, walking outside, and then entering a grocery store at 08:51. The vlogger is seen selecting various grocery items, including celery, grapes, blueberries, carrots, broccoli, and lettuce, between 08:51 and 09:16. Therefore, the time range reflects the vlogger's grocery shopping trip, which aligns with the query's description of buying products.

["14:00", "14:02"]: The query asks about the vlogger buying makeup. The provided video frames show the vlogger in their home, interacting with items that could be interpreted as makeup (frames 14:00-14:02) and later organizing clothes in their closet (frames 14:39-15:25). There is no visual evidence of the vlogger going out to buy anything. Therefore, only the initial interaction with what appears to be makeup is considered relevant.

["16:09", "16:18"], ["17:17", "17:25"]: The video shows the vlogger going to a store, Kicks, and buying makeup. The vlogger is seen in the store from 16:09 to 16:18. At 17:17-17:25, the vlogger unpacks the Kicks bag, revealing makeup.

["18:12", "18:17"]: The query asks for the time range when the vlogger goes out and buys makeup. The provided video frames show the vlogger in their room, at their vanity. At 18:12, there are shopping bags from the store Kicks on the vanity. This strongly suggests that the vlogger has recently returned from a shopping trip where they purchased makeup from Kicks. There is no footage of the actual shopping trip itself within this video chunk.

["20:25", "20:51"]: The video shows a person preparing coffee. From 20:25 to 20:51, the person is shown unpacking two ceramic brown mugs. The contents of the mugs are visible and appear to be coffee. Therefore, this time range is identified as the time when the vlogger is shown preparing coffee.

["29:20", "29:41"]: The video shows the vlogger in her bathroom at 28:00-28:18 applying makeup and then brushing her teeth. At 29:20-29:41, she is shown painting her nails. The presence of various makeup in both locations supports the query.

```
'''
reason = retrieval_qa(question="What is the main reason the vlogger
goes out again, where she also buys makeup?", answer_options=['
To go exercise', 'To eat chicken', 'To buy coffee mugs', 'To go
to the park'], video_segment=get_segment(start='16:09', end='
17:25'))
'''
```

The vlogger goes to a store and buys coffee mugs. Then she goes to another store and buys makeup. Therefore, the main reason she goes out again is to buy coffee mugs.

Final Answer: (3)

```
'''
final_answer = finish("The provided text from 'retrieval_qa'
indicates the vlogger buys makeup at a store called Kicks.
However, it also mentions buying coffee mugs. The question asks
```

Table 1: **EgoSchema Results.** We report accuracy on the evaluation subset of 500. Direct inference results use Gemini 1.5 Flash. Other results reported from respective method papers.

Accuracy (%) ↑	
SeViLA [4]	25.7
LLoVi [5]	57.6
VideoAgent [2]	60.2
VideoTree [3]	66.2
Direct Inference	70.6
CAViAR	72.2

Table 2: **LVBench GPT-4o-mini Results.** We report accuracy on 25% of the evaluation set. Direct inference results use GPT-4o-mini. Other results reported from respective method papers.

Accuracy (%) ↑	
Direct Inference	43.2
CAViAR	49.0

```

for the *main* reason for going out again. While makeup is
mentioned, the provided text strongly suggests the primary
reason for the second outing is to buy coffee mugs. Therefore,
the answer is (3). Final Answer: (3)"
'''
The provided text from 'retrieval_qa' indicates the vlogger buys
makeup at a store called Kicks. However, it also mentions
buying coffee mugs. The question asks for the *main* reason for
going out again. While makeup is mentioned, the provided text
strongly suggests the primary reason for the second outing is to
buy coffee mugs. Therefore, the answer is (3). Final Answer:
(3)

Critique:
A: 3. B: 4. C: 3.
Strategy B succeeds while Strategies A fails because Strategy A
looks at particular time ranges of the video and concludes it is
unable to find a correct answer, thus guessing.
While the approach is generally sound, Strategy A gives up upon not
finding an answer initially. Strategy C looks at a narrow range
and follows an implication to guess an answer. Thus Strategy B
is preferred.

Winning Strategy:
B

```

Listing 7: EgoSchema critic examples.

5 Additional Results

5.1 EgoSchema

We also report results on the EgoSchema dataset [1] for comparison with other approaches.

5.2 GPT-4o-mini

To show the capabilities of our method with other base models, we obtained preliminary results with the GPT-4o-mini model. Due to cost, lack of credit availability, and query limits, we perform this proof of concept experiment on 25% of LVBench. We see a substantial gain in performance.

References

- [1] Karttikeya Mangalam, Raiymbek Akshulakov, and Jitendra Malik. Egoschema: A diagnostic benchmark for very long-form video language understanding. *Advances in Neural Information Processing Systems*, 36:46212–46244, 2023.
- [2] Xiaohan Wang, Yuhui Zhang, Orr Zohar, and Serena Yeung-Levy. Videoagent: Long-form video understanding with large language model as agent. In *European Conference on Computer Vision*, pages 58–76. Springer, 2024.
- [3] Ziyang Wang, Shoubin Yu, Elias Stengel-Eskin, Jaehong Yoon, Feng Cheng, Gedas Bertasius, and Mohit Bansal. Videotree: Adaptive tree-based video representation for llm reasoning on long videos. *arXiv preprint arXiv:2405.19209*, 2024.
- [4] Shoubin Yu, Jaemin Cho, Prateek Yadav, and Mohit Bansal. Self-chained image-language model for video localization and question answering. *Advances in Neural Information Processing Systems*, 36:76749–76771, 2023.
- [5] Ce Zhang, Taixi Lu, Md Mohaiminul Islam, Ziyang Wang, Shoubin Yu, Mohit Bansal, and Gedas Bertasius. A simple llm framework for long-range video question-answering. *arXiv preprint arXiv:2312.17235*, 2023.