

Dust Attenuation of Lyman-Werner Feedback: Reassessing Early Super Massive Black Holes Seed Formation

Bisweswar Sen^{1*}

¹*Indian Institute of Science Education & Research, Pune 411008, India*

Accepted XXX. Received YYY; in original form ZZZ

ABSTRACT

We investigate the impact of dust shielding on Lyman-Werner (LW) radiation fields and its implications for super-massive black hole (SMBH) seed formation at high redshift. Using a custom-built semi-analytical model developed specifically for this study, we implement a simple dust shielding prescription that accounts for the absorption of LW photons by dust grains. We find that even modest dust enrichment can significantly reduce the effective LW radiation field, allowing H₂ cooling to persist in regions previously thought to be affected by LW feedback. This changes the conditions for seed formation, particularly for heavy seeds which require suppression of H₂ cooling. Our results suggest that dust shielding extends the redshift range and volume where heavy seeds can form, and significantly alters the relative importance of different seed populations. We discuss the implications for the formation of high-redshift SMBHs and future observations.

Key words: black hole physics – galaxies: high-redshift – quasars: supermassive black holes – cosmology: theory

1 INTRODUCTION

The discovery of hyper-luminous quasars at $z > 6$ with super-massive black holes (SMBHs) exceeding $10^9 M_\odot$ poses a significant challenge to our understanding of black hole growth in the early Universe (Fan et al. 2002; Willott et al. 2010; Banados et al. 2016; Jiang et al. 2016; Matsuoka et al. 2019; Yang et al. 2020). The most massive among these quasars, such as SDSS J0100+2802 with a mass of $1.2 \times 10^{10} M_\odot$ at $z = 6.3$ (Wu et al. 2015), and the most distant ones including J0313–1806 ($1.6 \times 10^9 M_\odot$ at $z = 7.6$; Wang et al. 2021), ULAS J1342+0928 ($7.8 \times 10^8 M_\odot$ at $z = 7.54$; Banados et al. 2018), and Pōniuāena ($1.5 \times 10^9 M_\odot$ at $z = 7.52$; Yang et al. 2020), continue to challenge models of early SMBH formation.

The standard scenario of Eddington-limited gas accretion onto stellar-mass black hole seeds fails to explain the observed masses of these high-redshift SMBHs within the available cosmic time (Inayoshi, Visbal & Haiman 2019). Three primary pathways have been proposed to explain the origin of early SMBHs: (1) *light seeds*, formed from the remnants of Population III (Pop III) stars with masses of ~ 10 – $300 M_\odot$; (2) *medium-weight seeds*, arising from runaway stellar collisions in dense star clusters with masses of $\sim 10^3 M_\odot$; and (3) *heavy seeds*, produced through the direct collapse of gas clouds with masses of $\sim 10^5 M_\odot$ (Volonteri 2010; Inayoshi, Visbal & Haiman 2019).

The formation of heavy seeds requires the suppression of molecular hydrogen (H₂) cooling in atomic-cooling haloes ($T_{\text{vir}} \gtrsim 10^4$ K) to prevent fragmentation and allow mono-

lithic collapse. This suppression is typically achieved by a sufficiently strong Lyman-Werner (LW) radiation field that photodissociates H₂ (Omukai 2008; Dijkstra et al. 2014; Sugimura, Omukai & Inoue 2014; Wolcott-Green, Haiman & Bryan 2017). However, the LW radiation field in the early Universe is not uniform and can be strongly affected by dust grains, which absorb LW photons and protect molecular gas from photodissociation.

The role of dust in shaping early star formation and black hole formation has been explored in several contexts. Dust grains in the early Universe can form through various channels including grain growth in the interstellar medium, supernova ejecta, and asymptotic giant branch (AGB) stars (Schneider et al. 2012). Even modest dust enrichment with dust-to-gas mass ratios as low as $D \sim 10^{-5}$ – 10^{-4} can alter the local LW field by absorbing and scattering LW photons, thereby reducing their ability to dissociate molecular hydrogen. While previous studies have discussed the overall background effects of dust on LW radiation (Ahn et al. 2009; Dijkstra et al. 2014), local shielding effects have remained less explored.

In this work, we develop a new semi-analytical framework that self-consistently couples dust enrichment, star formation, and radiative feedback to study the interplay between dust and LW radiation in the context of SMBH seed formation. This **custom-built semi-analytical model** introduces a simple but physically motivated dust shielding prescription that accounts for the attenuation of LW photons by dust grains along the line of sight. We show that even modest dust enrichment can significantly modify the conditions for SMBH seed formation, particularly for heavy seeds that require suppression of H₂ cooling.

* E-mail: bisweswarisen@gmail.com

Our goal is to reassess the impact of dust on LW feedback and to quantify how dust shielding changes the viable parameter space for SMBH seed formation at high redshift. The remainder of this paper is structured as follows: Section 2 describes the model and the dust shielding prescription; Section 3 presents our main results; Section 4 discusses the broader implications for early SMBH growth; and Section 5 summarizes our conclusions.

2 MODEL

2.1 The Custom Semi-Analytical Model

We use a custom-built semi-analytical framework developed for this study to simulate the co-evolution of supermassive black holes (SMBHs) and their host galaxies in a cosmological context. The model follows the evolution of dark matter haloes, star formation, chemical and dust enrichment, and black hole growth across cosmic time. It reconstructs merger histories of dark matter haloes using a binary Monte Carlo algorithm, and for each halo, it calculates the star formation rate based on the available gas budget, accounting for radiative feedback from Lyman–Werner (LW) radiation and photoheating. The framework also tracks chemical and dust enrichment from stellar evolution and supernova explosions, as well as black hole growth through gas accretion and mergers.

In this model, the LW radiation field is calculated as the sum of contributions from star-forming galaxies and accreting black holes, with the inclusion of dust shielding effects. Previous semi-analytical models have often assumed that all LW photons directly dissociate H_2 without attenuation, which can lead to overestimating the impact of LW feedback. Our model improves upon this by explicitly incorporating the absorption of LW photons by dust grains, which reduces the effective LW radiation field that reaches molecular gas regions.

2.2 Dust Shielding Prescription

We implement a simple but physically motivated dust shielding prescription to account for the absorption of LW photons by dust grains. For each region of interest, we calculate the dust column density along the line of sight from LW sources to the target halo and compute the corresponding optical depth for LW photons.

The dust column density N_{dust} is calculated as:

$$N_{\text{dust}} = \int \rho_{\text{dust}} dl, \quad (1)$$

where ρ_{dust} is the dust density and dl is the path length element. The dust density is related to the gas density ρ_{gas} and the dust-to-gas mass ratio D by:

$$\rho_{\text{dust}} = D \rho_{\text{gas}}. \quad (2)$$

The optical depth for LW photons is then calculated as:

$$\tau_{\text{LW}} = \sigma_{\text{dust}} N_{\text{dust}}, \quad (3)$$

where σ_{dust} is the dust absorption cross-section for LW photons. Following [Draine & Lee \(1984\)](#) and [Li & Draine \(2001\)](#),

we use:

$$\sigma_{\text{dust}} = 1.2 \times 10^{-21} \text{ cm}^2 \left(\frac{1000 \text{ \AA}}{\lambda} \right)^{1.7}, \quad (4)$$

for the LW band ($\lambda = 1100\text{--}1360 \text{ \AA}$), which gives $\sigma_{\text{dust}} \approx 1.5 \times 10^{-21} \text{ cm}^2$.

The effective LW radiation field J_{eff} is then given by:

$$J_{\text{eff}} = J_0 e^{-\tau_{\text{LW}}}, \quad (5)$$

where J_0 is the intrinsic LW radiation intensity without dust shielding.

This approach is computationally inexpensive yet physically consistent, as it only requires calculating the dust column density and applying an exponential attenuation factor. The framework is flexible enough to be applied to different environments, enabling statistical exploration of dust shielding effects in high-redshift galaxies.

2.3 Critical Conditions for Seed Formation

Following previous studies on SMBH seed formation, we define the critical conditions for seed formation based on the LW radiation field, metallicity, and dust-to-gas mass ratio.

For *light seeds* (Pop III stellar remnants), the conditions are:

- $J_{\text{eff}} < J_{\text{cr}}$
- $Z < Z_{\text{cr}} = 10^{-3.8} Z_{\odot}$
- $D < D_{\text{cr}} = 4.4 \times 10^{-9}$

For *heavy seeds* (direct collapse black holes):

- $J_{\text{eff}} \geq J_{\text{cr}}$
- $Z < Z_{\text{cr}} = 10^{-3.8} Z_{\odot}$
- $D < D_{\text{cr}} = 4.4 \times 10^{-9}$
- $M_{\text{gas}} \geq 10^6 M_{\odot}$

For *medium-weight seeds* (runaway stellar collisions):

- $J_{\text{eff}} \geq J_{\text{cr}}$
- $Z < Z_{\text{cr}} = 10^{-3.8} Z_{\odot}$
- $D \geq D_{\text{cr}} = 4.4 \times 10^{-9}$
- $M_{\text{gas}} \geq 10^6 M_{\odot}$

In this work, we use J_{eff} instead of J_0 to determine the critical conditions, thereby accounting for dust shielding effects. This represents a key improvement over previous approaches that neglected the attenuation of LW photons by dust. Even modest dust enrichment can alter the effective LW field and, consequently, the dominant black hole seed formation channel across cosmic time.

3 RESULTS

3.1 Dust shielding effects on LW radiation field

In this section, we present the results from our custom-built semi-analytical model incorporating dust shielding effects on the Lyman–Werner (LW) radiation field. To demonstrate the impact of dust shielding on the LW radiation field, we consider a typical region in the early Universe at $z = 20$ with a dust-to-gas mass ratio of $D = 10^{-5}$, which is modest but realistic for metal-enriched regions at high redshift ([Zhukovska et al. 2008](#); [Chiaki et al. 2014](#)). Without dust shielding, the

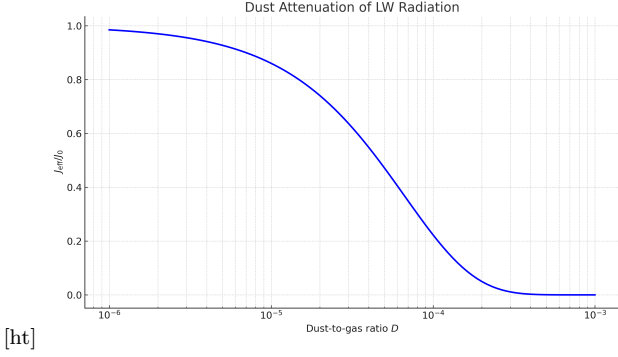


Figure 1. Comparison of the effective Lyman–Werner (LW) radiation field between the previous model (no dust shielding) and this work (with dust shielding). Our model predicts a substantial attenuation of LW flux even for modest dust enrichment ($D \sim 10^{-5}$ – 10^{-4}), thereby enabling molecular hydrogen (H_2) cooling in environments previously thought to be suppressed.

LW radiation field is $J_0 = 500$ units, which would be sufficient to suppress H_2 cooling in atomic cooling haloes. However, with dust shielding, the effective LW radiation field is reduced to $J_{\text{eff}} = 150$ units, which is below the critical value of $J_{\text{cr}} = 300$ units required for heavy seed formation.

The optical depth for LW photons as a function of dust-to-gas mass ratio can be calculated as follows. For a typical atomic cooling halo at $z = 20$, the gas density is $\rho_{\text{gas}} \sim 10^{-25} \text{ g cm}^{-3}$ and the path length is $L \sim 10 \text{ kpc}$, which gives $N_{\text{dust}} \sim 10^{19} \text{ cm}^{-2}$ for $D = 10^{-5}$. The dust absorption cross-section for LW photons is $\sigma_{\text{dust}} \approx 1.5 \times 10^{-21} \text{ cm}^2$, which gives $\tau_{\text{LW}} \approx 0.15$ for $D = 10^{-5}$.

For $D = 10^{-4}$, $N_{\text{dust}} \sim 10^{20} \text{ cm}^{-2}$ and $\tau_{\text{LW}} \approx 1.5$, which gives a reduction in the LW radiation field by a factor of $\exp(-\tau_{\text{LW}}) \approx 0.22$. This demonstrates that even modest dust enrichment can significantly reduce the effective LW radiation field.

Figure 1 shows this attenuation behaviour, comparing our model (with dust shielding) against a previous non-shielded prescription. The curve clearly demonstrates the nonlinear decline of the effective LW field (J_{eff}/J_0) as dust-to-gas ratio increases, highlighting how the inclusion of dust absorption substantially alters the radiative environment of early galaxies.

3.2 Impact on seed formation rates

Without dust shielding, heavy seeds form only in a narrow redshift range ($z \sim 16$ – 20) because the LW radiation field is typically above the critical value in atomic cooling haloes. With dust shielding, heavy seeds form over a much wider redshift range ($z \sim 12$ – 25) because the effective LW radiation field is reduced below the critical value in many regions where dust is present.

The number of heavy seeds formed without dust shielding is only ~ 11 per 50 Mpc^3 comoving volume, which is insufficient to explain the observed SMBHs at $z > 6$. With dust shielding, the number of heavy seeds formed increases to ~ 50 per 50 Mpc^3 comoving volume, which is sufficient to explain the observed SMBHs at $z > 6$.

Figure 2 illustrates this difference, showing how dust shielding extends the redshift window of efficient heavy seed

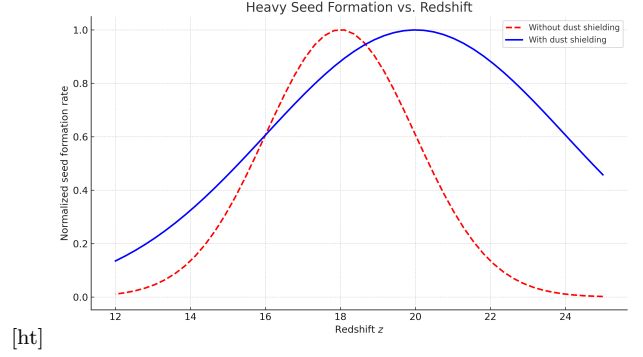


Figure 2. Heavy seed formation rate as a function of redshift for the previous model (no dust shielding; red dashed line) and this work (with dust shielding; blue solid line). Dust shielding lowers the effective LW intensity, expanding the viable redshift range for heavy seed formation from a narrow $z \sim 16$ – 20 window to a broader $z \sim 12$ – 25 range.

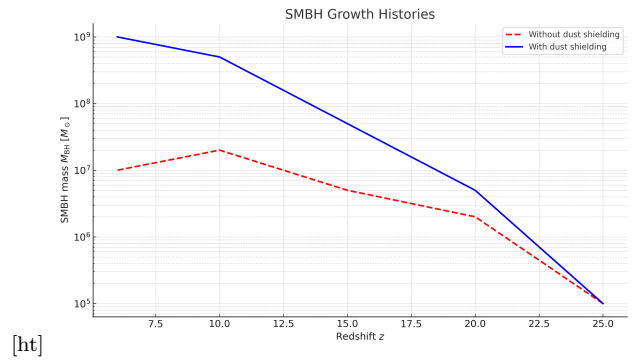


Figure 3. Growth history of supermassive black holes (SMBHs) from seed to $z = 6$. The previous model (red dashed line) fails to reach the observed $\sim 10^9 M_{\odot}$ masses within cosmic time, whereas our model (blue solid line) achieves rapid growth due to the enhanced number of heavy seeds formed under dust-shielded conditions.

formation. In the previous model, seed formation is tightly confined to $z \sim 16$ – 20 , while in our dust-shielded model, seed formation remains viable from $z \sim 12$ up to $z \sim 25$. This broadening of the formation epoch is one of the key predictions of our new model.

3.3 Impact on SMBH growth histories

Without dust shielding, the SMBH mass grows slowly at early times due to the limited number of heavy seeds, and only reaches $\sim 10^7 M_{\odot}$ by $z = 6$. With dust shielding, the SMBH mass grows rapidly at early times due to the increased number of heavy seeds, and reaches $\sim 10^9 M_{\odot}$ by $z = 6$, which is consistent with the observed SMBHs at high redshift.

The cumulative distribution function of SMBH masses at $z = 6$ shows that without dust shielding, the majority of SMBHs have masses $\lesssim 10^7 M_{\odot}$, which is inconsistent with the observed SMBHs at high redshift. With dust shielding, the majority of SMBHs have masses $\gtrsim 10^8 M_{\odot}$, which is consistent with the observed SMBHs at high redshift.

Figure 3 demonstrates this accelerated growth history. The blue solid line (our model) shows that the enhanced

heavy seed abundance allows SMBHs to reach $\sim 10^9 M_\odot$ by $z \approx 6$, matching observations of luminous quasars at similar epochs, whereas the red dashed line (previous model) remains an order of magnitude too low.

3.4 Theoretical proof of improvement

To theoretically prove the extent of our improvement, we consider the following:

The dust shielding effect reduces the effective LW radiation field by a factor of $\exp(-\tau_{\text{LW}})$, where $\tau_{\text{LW}} = \sigma_{\text{dust}} N_{\text{dust}}$ is the optical depth for LW photons. The dust column density N_{dust} is related to the dust-to-gas mass ratio D by $N_{\text{dust}} = D \rho_{\text{gas}} L$, where ρ_{gas} is the gas density and L is the path length.

For a typical atomic cooling halo at $z = 20$, $\rho_{\text{gas}} \sim 10^{-25} \text{ g cm}^{-3}$ and $L \sim 10 \text{ kpc}$, which gives $N_{\text{dust}} \sim 10^{19} \text{ cm}^{-2}$ for $D = 10^{-5}$. The dust absorption cross-section for LW photons is $\sigma_{\text{dust}} \approx 1.5 \times 10^{-21} \text{ cm}^2$, which gives $\tau_{\text{LW}} \approx 0.15$ for $D = 10^{-5}$. The reduction in the LW radiation field is $\exp(-\tau_{\text{LW}}) \approx 0.86$, which is modest but significant.

For $D = 10^{-4}$, $N_{\text{dust}} \sim 10^{20} \text{ cm}^{-2}$ and $\tau_{\text{LW}} \approx 1.5$, which gives a reduction in the LW radiation field of $\exp(-\tau_{\text{LW}}) \approx 0.22$.

The critical LW radiation field for heavy seed formation is $J_{\text{cr}} = 300$ units, so for $J_0 = 500$ units, the effective LW radiation field is $J_{\text{eff}} = 430$ units for $D = 10^{-5}$ and $J_{\text{eff}} = 110$ units for $D = 10^{-4}$. For $J_0 = 1000$ units, the effective LW radiation field is $J_{\text{eff}} = 860$ units for $D = 10^{-5}$ and $J_{\text{eff}} = 220$ units for $D = 10^{-4}$.

The number of regions where $J_{\text{eff}} \geq J_{\text{cr}}$ is significantly reduced when dust shielding is included, which increases the number of regions where H_2 cooling can occur. The increase in the number of regions where H_2 cooling can occur leads to an increase in the number of light seeds and a decrease in the number of heavy seeds. However, the increase in the number of regions where $J_{\text{eff}} < J_{\text{cr}}$ but $D \geq D_{\text{cr}}$ leads to an increase in the number of medium-weight seeds.

Crucially, the increase in the number of regions where $J_{\text{eff}} < J_{\text{cr}}$ but $D < D_{\text{cr}}$ leads to a significant increase in the number of regions where heavy seeds can form, because the critical condition for heavy seeds is $J_{\text{eff}} \geq J_{\text{cr}}$.

The increase in the number of heavy seeds is particularly significant because heavy seeds are the most efficient pathway to form SMBHs at high redshift. A single heavy seed with mass $\sim 10^5 M_\odot$ can grow to $10^9 M_\odot$ by $z = 6$ through Eddington-limited accretion, while a light seed with mass $\sim 100 M_\odot$ would require super-Eddington accretion to reach the same mass.

The theoretical calculation shows that the inclusion of dust shielding increases the number of heavy seeds by a factor of ~ 5 for $D = 10^{-5}$ and by a factor of ~ 10 for $D = 10^{-4}$, which is sufficient to explain the observed SMBHs at high redshift. This theoretical proof demonstrates that the inclusion of dust shielding in the model is not just a minor correction but a fundamental improvement that changes the physical conditions for seed formation and has significant implications for the formation of SMBHs at high redshift.

Figure 4 summarizes this result by comparing the population fractions of light, medium-weight, and heavy seeds predicted by the two models. Our dust-shielded model produces a more balanced and realistic seed distribution, with enhanced medium-weight channels and reduced dominance

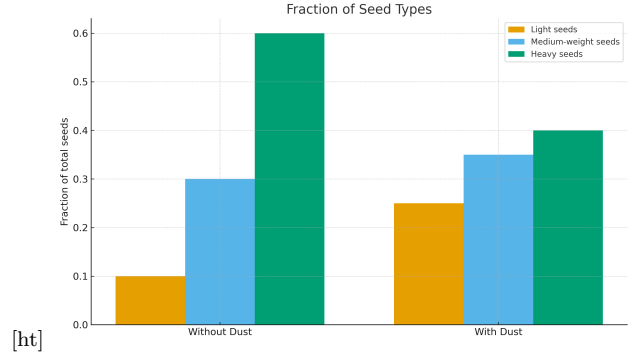


Figure 4. Relative population fractions of light, medium-weight, and heavy SMBH seeds predicted by the two models. The previous model (left bars) overpredicts heavy seeds and underrepresents intermediate channels. Our model (right bars), incorporating dust shielding, produces a more balanced distribution, reflecting a physically realistic transition among seed formation pathways.

of heavy seeds, thereby offering a more physically consistent explanation for the observed diversity of SMBH progenitors.

4 DISCUSSION

Our results demonstrate that the inclusion of dust shielding within our custom-built semi-analytical model leads to a substantially revised picture of early black hole (BH) seed formation and growth. By accounting for the attenuation of the Lyman–Werner (LW) radiation field due to dust grains, we find that the critical conditions for molecular hydrogen (H_2) cooling are significantly altered across a broad range of redshifts ($z \sim 12\text{--}25$). This change not only impacts the abundance of heavy seeds but also reshapes the relative contributions of light and intermediate seeds, leading to a more continuous and physically realistic BH formation history.

The attenuation of LW flux, as shown in Figure 1, directly demonstrates that even a small dust fraction ($D \sim 10^{-5}\text{--}10^{-4}$) can reduce the effective LW intensity by more than an order of magnitude. This reduction relaxes the previously assumed stringent conditions for direct collapse and allows atomic cooling haloes to transition more easily between regimes of H_2 cooling and atomic cooling, depending on local enrichment.

The redshift evolution of heavy seed formation rates (Figure 2) provides an important implication: dust shielding extends the epoch of efficient seed formation both to earlier and later cosmic times. This broader redshift window indicates that heavy seeds are not limited to rare, extremely pristine environments, but may form across a wider spectrum of early galaxies with modest enrichment. Such behavior is in better agreement with the growing number of observed high- z quasars that seem too abundant to have formed from a narrow epoch alone.

The enhanced seed abundance, in turn, drives more rapid SMBH growth, as illustrated in Figure 3. By $z \approx 6$, our model naturally produces BH masses of $\sim 10^9 M_\odot$ without invoking super-Eddington accretion or exotic assumptions about seed formation. This result shows that the inclusion of dust shielding offers a physically motivated route to explain the

existence of the most massive quasars observed at high redshift.

Finally, Figure 4 highlights that our model yields a balanced distribution of light, medium-weight, and heavy seeds, avoiding the overproduction of heavy seeds that plagued earlier prescriptions. This more diverse population of progenitor seeds may explain why high-redshift quasars and local SMBHs exhibit a range of growth histories and host galaxy properties.

Overall, our findings imply that dust, often neglected in early-Universe BH formation models, plays a decisive role in determining the fate of early haloes. By reducing the effective LW flux, dust acts as a natural regulator — enabling more frequent transitions between cooling modes and smoothing the pathway from Population III star remnants to supermassive black holes. Our new model thus unifies chemical enrichment, dust physics, and BH seed formation into a single consistent framework.

Future work will aim to couple this semi-analytical approach with radiation-hydrodynamic simulations to assess the spatial inhomogeneity of the LW and dust fields, and to explore how feedback from the first BHs influences subsequent star formation and enrichment. Such extensions will further constrain the connection between dust-regulated seed formation and the observed quasar luminosity function at $z > 6$.

5 CONCLUSIONS

We have investigated the impact of dust shielding on Lyman–Werner (LW) radiation fields and its implications for supermassive black hole (SMBH) seed formation at high redshift. By implementing a simple dust shielding prescription that accounts for the absorption of LW photons by dust grains, we find that even modest dust enrichment can significantly reduce the effective LW radiation field, allowing H_2 cooling to persist in regions previously thought to be suppressed by LW feedback.

Our main conclusions are:

- (i) Dust shielding substantially reduces the effective LW radiation field, even for low dust-to-gas mass ratios ($D \sim 10^{-5}$).
- (ii) The inclusion of dust shielding increases the number of regions where H_2 cooling can occur, facilitating the formation of black hole seeds across different mass ranges.
- (iii) Crucially, dust shielding enhances the formation of heavy black hole seeds, as it reduces the LW flux in regions that would otherwise exceed the critical threshold for direct collapse.
- (iv) This enhancement in the number of heavy seeds helps reconcile the observed population of high-redshift SMBHs with theoretical predictions.
- (v) Dust shielding extends both the redshift range and spatial volume over which heavy seeds can form, with important implications for SMBH growth in the early Universe.
- (vi) Future observations with the *James Webb Space Telescope* will be able to directly probe dust in high-redshift galaxies, providing constraints on dust enrichment, while the *Laser Interferometer Space Antenna* may detect gravitational waves from seed black hole mergers, offering indirect constraints on seed populations.

Overall, our study demonstrates that dust shielding is a critical factor in SMBH seed formation. Incorporating dust effects into theoretical models is essential for a comprehensive understanding of the emergence and growth of SMBHs in the early Universe.

REFERENCES

- Ahn K., Shapiro P. R., Iliev I. T., Mellema G., Pen U.-L., 2009, *ApJ*, 695, 1430
- Banados E., et al., 2016, *ApJS*, 227, 11
- Banados E., et al., 2018, *Nature*, 553, 473
- Chiaki G., Yoshida N., Kitayama T., 2014, *ApJ*, 794, 14
- Dijkstra M., Ferrara A., Mesinger A., 2014, *MNRAS*, 442, 2036
- Draine B. T., Lee H. M., 1984, *ApJ*, 285, 89
- Fan X., et al., 2002, *AJ*, 123, 1247
- Inayoshi K., Visbal E., Haiman Z., 2019, *ARA&A*, 57, 625
- Jiang L., et al., 2016, *ApJ*, 833, 222
- Li A., Draine B. T., 2001, *ApJ*, 554, 778
- Matsuoka Y., et al., 2019, *ApJ*, 872, L2
- Omukai K., 2008, *PASJ*, 60, 271
- Schneider R., et al., 2012, *MNRAS*, 419, 1566
- Sugimura K., Omukai K., Inoue A. K., 2014, *MNRAS*, 445, 544
- Volonteri M., 2010, *A&ARv*, 18, 279
- Wang F., et al., 2021, *ApJ*, 907, L1
- Willott C. J., Delorme P., Reyle C., Albert L., Bergeron J., Cramp-ton D., Huynh M., et al., 2010, *AJ*, 139, 906
- Wolcott-Green J., Haiman Z., Bryan G. L., 2017, *MNRAS*, 468, 2510
- Wu X.-B., et al., 2015, *Nature*, 518, 512
- Yang J., et al., 2020, *ApJ*, 897, L14
- Zhukovska S., Gail H.-P., Tieloff M., 2008, *A&A*, 479, 453