

# A Target-Agnostic Protocol-Independent Interface for the Transport Layer

Pedro Mizuno  
University of Waterloo

Kimiya Mohammadtaheri  
University of Waterloo

Linfan Qian  
University of Waterloo

Joshua Johnson  
University of Waterloo

Danny Akbarzadeh  
University of Waterloo

Chris Neely  
AMD

Mario Baldi  
NVIDIA

Nacihket Kapre  
University of Waterloo

Mina Tahmasbi Arashloo  
University of Waterloo

## Abstract

Transport protocols are fundamental to network communications, continuously evolving to meet the demands of new applications, workloads, and network architectures while running in a wide range of execution environments (a.k.a targets). We argue that this diversity across protocols and targets calls for a high-level, target-agnostic programming abstraction for the transport layer. Specifically, we propose to specify transport protocols as high-level programs that take an event and flow state as input, and using constrained C-like constructs, produce the updated state along with target-agnostic instructions for key transport operations such as data reassembly, packet generation and scheduling, and timer manipulations.

We show the benefits of our high-level transport programs by developing multiple transport protocols in our programming framework called TINF, developing two TINF-compliant backends, one in DPDK and one in Linux eXpress DataPath, and deploying TINF programs for multiple protocols across both backends. Inspired by the benefits unlocked by L2/L3 packet-processing languages like P4, we believe target-agnostic transport programs can reduce the development effort for transport protocols, enable automated analysis and formal verification of the transport layer, and further research in programmable targets for transport protocols.

## 1 Introduction

The transport layer is an essential and continuously evolving part of network communications. As new kinds of networks, applications, and workloads emerge, the transport layer has continuously evolved to cater to their communication needs. The numerous TCP variants and optimizations over the years [1–5], the emergence of QUIC for improving TCP’s shortcomings for Internet web transfers [6], the various proposals for receiver-driven transport protocols [7–10], and growing adoption of RDMA over Converged Ethernet (RoCE) in data-center networks [11] are just some of the many notable examples. Moreover, there is considerable diversity in the “targets” where the transport layer runs, from the Linux Kernel to user-space network stacks built on kernel-bypass frameworks like DPDK [12], to smart network interface cards (NICs), whether programmable or fixed-function [13, 14].

We argue that this diversity across protocols and targets

calls for a target-agnostic programming abstraction for the transport layer. Today, modifying the transport layer to implement a new protocol, even in relatively “simpler” user-space software targets such as DPDK, is far from straightforward. For example, mTCP, TCP implemented over DPDK [12], has ~15K lines of low-level code for I/O, memory management, and packet generation, among others. The code specifying the TCP protocol operations, e.g., modifying flow state in response to application requests or incoming packets, deciding when to send which data segment, and ensuring incoming data segments are in order, only constitutes ~1.3K LoC.

While most of this “infrastructure” should, in theory, be reusable for other protocols (e.g., I/O and memory management for multi-packet messages in Homa or streams in QUIC), in practice, developers choose to start from scratch and take on a significant development effort instead. This is because the 1.3K LoC of protocol logic is scattered across the entire codebase, interacting with the rest of the infrastructure in an ad-hoc manner. This makes it difficult to “swap that out” for another protocol or even reason about how the different pieces interact so that one can modify them for a variant of the same protocol. Implementing new protocols in the Kernel or programmable NICs, or porting the same protocol to another target is even more challenging. Finally, without a higher-level abstraction to serve as a specification for a transport protocol that excludes the low-level target-specific implementation details, automated analysis and verification of its correctness is not practically feasible [15].

In this paper, we propose to specify the functionality of the transport layer in *high-level “transport programs”* that are written in a language called TINF and interact with the target infrastructure through a well-defined target-agnostic API. Specifically, TINF provides (1) a target- and protocol-independent API to interact with the target infrastructure to receive transport events and issue *target-agnostic instructions* for common transport operations such as data reassembly, packet generation and scheduling, and timer manipulations, and (2) a light-weight C-like domain-specific language (DSL) to specify the logic of the transport protocol by mapping which instructions should happen in response to which events.

In designing TINF, we have taken inspiration from the success of programming abstractions like OpenFlow [16] and

P4 [17] for L2/L3 packet processing in striking a balance between flexibility and performance. Specifically, OpenFlow and P4 were built on the observation that (1) most packet-processing functionality matches values in some header fields to perform a set of common actions, and, to accommodate that, (2) most network devices (i.e. targets) already have efficient implementations of tables that can perform that matching for certain header fields and have mechanisms to efficiently perform a subset of those actions. This made it possible to raise the level of abstraction for specifying packet processing functionality to a series of match-action tables, enabling ease of (re)programming, portability across targets, and automated testing and verification. Moreover, the high-level programs could still run efficiently on existing targets since they could leverage the existing building blocks for match-action tables.

Similarly, the TINF API and language constructs were designed by identifying the common functionality among existing transport protocols, observing how they are implemented on existing targets, and finding ways to expose them as API calls or language constructs in a high-level and unified manner across different protocols and targets. As such, for various components of TINF programs, protocol-specific implementations already exist in today’s targets. This makes it feasible to “refactor” existing targets to efficiently support TINF’s more general and abstract API and any TINF programs written against it, as opposed to just one specific transport protocol.

However, the differences between L2/L3 packet processing and transport-layer functionality create new challenges for designing TINF. For example, L2/L3 packet processing does not require any operations on packet payloads – incoming packets are parsed to extract headers and one or more packets with potentially modified headers but the same payload is generated as a result. The transport layer, on the other hand, decides what data goes into the payload of packets on the sender side and reassembles the payload into messages or streams of data for the application on the receiving side. The best way to perform the underlying I/O operations for these tasks varies from target to target. To keep TINF high-level and target-agnostic, we had to design the API between TINF programs and the target infrastructure in a way that allows transport protocols to specify their decisions for data segmentation, data reassembly, and packet generation without making significant assumptions about the I/O subsystem or the memory structure of the target or dictating how and when the data is moved between different memory locations. We provide an overview of TINF and discuss examples of other differences in §2, and TINF’s components in §3–§5.

We demonstrate the benefits of TINF’s target-agnostic programming abstractions for the transport layer through several case studies. First, we develop TINF programs for a wide range of transport protocols, namely TCP [18], Homa [7], a light-weight adaptation of QUIC [6], RoCEv2 [11], and NDP [10]. Second, we develop two TINF-compliant targets, one over DPDK [19] and the other over Linux eXpress Data

path (XDP) [20], by refactoring the implementation of existing protocols on these targets (mTCP [19] and eTran [21]) to support TINF’s high-level and general API and language constructs (§7). We show that TCP over TINF-compliant targets has comparable performance to manual TCP implementation in mTCP and eTran. Third, we deploy TINF programs for Homa and QUIC-Lite in both our DPDK and XDP backends to demonstrate the ease of reprogramming the same target with other protocols and cross-target portability (§8).

While this paper, and the bulk of our case studies, focus on the design and implementation of TINF’s API, we envision TINF to also be used as a specification language for automated analysis and verification. As such, in our last case study, we use KLEE [22], a dynamic symbolic execution engine built on top of the LLVM compiler infrastructure to showcase how TINF can enable the use of existing program analysis tools for automated high-coverage test generation and assertion checking (§9). We leave the full exploration of this direction to future work.

## 2 Transport programs overview

Our goal is to have *high-level transport programs* that specify the functionality of a transport protocol independent of the execution environment where it runs, a.k.a the target. To do so, we need to identify the kind of inputs transport programs can receive and the kind of outputs they can generate, and abstract and generalize that as the interface between the program and the target (i.e., the API). We also need to identify the operations they need to perform to produce outputs from inputs as the basis for the DSL.

For packet processing programs like P4 [17], the input is a packet and some target metadata (e.g., ingress and egress ports and timestamps), the output is a set of packets and updated metadata, and the program operations are specified in a constrained C-like imperative language with domain-specific data structures like match-action tables. This has proven to be an effective abstraction for L2/L3 network functionality as it mirrors the behavior of protocols at those layers – they take in packets, work on the metadata extracted from headers, and produce one or more packets with potentially updated headers. However, protocols in the transport layer do not follow a similar behavior, as we discuss below.

**Input API: events and flow context (§3).** Apart from packets, transport protocols also process application requests and react to time-related events, e.g., to recover from loss or send periodic control messages to the other end of the connection. Moreover, transport protocols are stateful. They mostly keep per-flow state. But, there are situations where there is a need for global shared state or state shared among a subset of flows [7]. Given the above, our proposal for the input to a transport program is (1) an *event* (as opposed to a packet), which can be a network event (i.e., a packet), an application event (i.e., an application request), or a timer event (i.e., an expiration of a timer), and (2) a (set of) *flow context(s)*, that



**Event parsers.** For network events, the program should use *register\_ev\_parser* to let the target know how to extract the event metadata from incoming packets. For example, for a *tcp\_ack* event whose metadata is the acknowledged sequence number, the program specifies what the TCP header looks like, how the target should extract it from the packet, and which fields to use to populate the metadata for *tcp\_ack*. The target will also provide the address at which it has stored the unparsed payload of an incoming packet to event parsers, which the parser can include in event metadata. The parser language constructs are similar to programmable parsers in existing packet processing languages like P4 [17] and as such, omitted for brevity (see §C for an example).

**Declaring flow contexts.** Transport protocols are stateful – they maintain some state for each flow that persists across events and throughout the flow’s lifetime (e.g., the first unacked sequence number and congestion window size for TCP, or the received grants in Homa [7]). Sometimes protocols need global shared state (e.g., grant generation in Homa) or state shared among a subset of flows (a TCP socket in “listen” state tracking all incoming connections to an IP and port pair).

TINF programs use the keyword *context* to declare the state the target should maintain for individual or groups of flows. Each context declaration specifies a struct, where the fields are the variables that persist across events. There could be more than one context per program, albeit at different levels of granularity (e.g., per-flow, sets of flows, or global). The context details and the granularity at which it should be instantiated and maintained are communicated to the target via *register\_ctx*. The event parsers (see above) are expected to generate and include the keys for context look-up (e.g., flow IDs for per-flow context) in the events. The target will use the keys to find the relevant contexts for each event and provide them as input to its processing chain at run-time.

## 4 Output Instructions

TINF programs output target-agnostic instructions for various transport tasks, described in this section.

### 4.1 Data Reassembly Instructions

Data reassembly is an essential part of many transport protocols. Whether they expose a bytestream or message-based interface to the applications, the applications may request to send data that does not fit into one packet. As such, the data will be segmented and sent across multiple packets and needs to get stitched back together in the right order by the transport layer at the receiver before the transport layer “outputs” it to the application. The data segments arriving in separate packets have to wait somewhere until the rest of the relevant data segments have arrived, are combined, and can be collectively made available to the application. We argue that deciding where these data segments wait and how and when they move to an application-accessible memory location is a system design problem, not a transport protocol problem. As such, the

TINF’s API for protocol-target interactions

<b>Events &amp; Context (§3)</b>	<i>register_ep_chains(dispatch_table)*</i> <i>register_ctx_spec(ctx, granularity)*</i> <i>register_ev_parser(parser)*</i>
<b>Data Reassembly (§4.1)</b>	<i>new_rx_ordered_data(size, uid, addr)</i> <i>add_rx_data_seg(addr, len, uid, offset)</i> <i>rx_flush_and_notify(uid, len, addr)</i>
<b>Packet Generation (§4.2)</b>	<i>pkt_gen(pkt_bp, srule_id, prio)</i> <i>register_seg_rule(srule_id, seg_rule)*</i> <i>register_coalescing_rule(rule)*</i> <i>new_tx_ordered_data(size, uid, addr)</i> <i>add_tx_data(addr, len, uid)</i> <i>tx_flush_and_notify(uid, len)</i>
<b>Packet Scheduling (§4.3)</b>	<i>register_pkt_sched(sched_policy)*</i> <i>set_queue_rate(qid, rate)</i> <i>set_queue_prio(qid, prio)</i>
<b>Other (§4.3 &amp; §A)</b>	<i>timer_start/stop(tid)</i> <i>new_ctx(init_vals)</i> <i>del_ctx()</i> <i>notify(msg)</i> <i>register_ev_sched(sched_policy)*</i>

Table 1: TINF programs are structured, C-like programs that use the above API to communicate with the target infrastructure (i.e., execution environment). The API calls marked with \* are only issued one time per protocol during “deployment”.

right protocol-target interface should decouple the two and allow them to evolve independently.

To see why, consider TCP in the Linux Kernel. By default, data segments wait in a per-connection receive buffer in the Kernel. When the application requests some data (e.g., through *socket.read*) and there is sufficient reassembled data in the buffer, the data will be copied into a user-space buffer provided by the application. To avoid this data copy, there is ongoing work to provide support for zero-copy receive. In one (currently available) implementation, the data waits in the kernel but gets mapped, in page-sized chunks, to the virtual address space of the application process. In another, the NIC directly DMA’s the data segments into a pre-registered memory region shared with the application.

In all cases, with or without zero-copy in the kernel or other targets (e.g. kernel bypass or hardware [13]), TCP’s high-level logic for piecing the data segments together is the same. That is, all the data in a connection is ordered into one stream with an initial sequence number, and an arriving data segment carries a sequence number that determines its offset in the stream. As such, we have designed the protocol-target interface such that an TINF program, which is responsible for specifying the transport protocol logic, can output the following data reassembly instructions for the target in response to an event.

**Declaring “ordered units” of incoming data.** TINF programs use the *new\_rx\_ordered\_data* instruction at run-time to inform the target that the protocol expects to receive a “unit”



of in-order data of a certain size. It has three arguments: size, unit id, and address. Size can be infinite for byte streams or a concrete number for message-based protocols, and unit id is used to identify this unit in future instructions. Address (*addr*) is optional. If present, e.g., in a receive WQE in RoCEv2, it signifies that the data from this ordered data unit should eventually be available to the application starting at address *addr*. For TCP, this instruction can be used once at the beginning of the connection to “create” the in-order byte-stream at the receiving end. For QUIC, the transport program can issue this instruction when it receives a packet from a new stream. For a message-based protocol, e.g., Homa or RoCEv2, the instruction can be issued for each message that needs data reassembly, e.g., a large RPC or Receive WQE.

**Providing ordering information for incoming data segments.** The *add\_rx\_data\_seg(addr, len, uid, offset)* instruction asks the target to add the data segment located at *addr* and of size *len* to the ordered data unit *uid* at *offset*. An TINF program can issue this instruction in response to a new incoming data packet from the other end of the connection. Recall from §3 that the address at which the target has stored the packet’s payload is an input to event parsers. The TINF program can specify, in the parser, for that to be included as metadata in incoming packet events and use it here as *addr*.

**Making data available to applications.** TINF programs use *rx\_flush\_and\_notify(uid, len, addr)* at runtime to ask the target to make *len* consecutive bytes from data unit *uid* available to the application at address *addr*. Specifically, the target should keep track of the first “unflushed” byte, or *fub<sub>uid</sub>*, of each in-order data unit. Once the target executes this instruction, (1) the first *len* bytes after *fub<sub>uid</sub>* should be available at address *addr*, (2) *fub<sub>uid</sub>* will advance *len* bytes, and (3) application will receive a notification that there are *len* bytes ready for it at *addr*. As an example, for TCP, the TINF program can issue this instruction when it gets a receive request from the application with a pointer to a user-space receive buffer.

**Abstracting away implementation details.** Note that none of the above instructions dictate the implementation details of memory allocation and data movement in the target. For example, they do not dictate what data structures (e.g., ring buffer, queue, linked-list, etc) or memory allocation scheme (e.g., dynamic, static, contiguous, non-contiguous, etc.) the target should use, nor do they specify anything about if and when data is copied between different memory locations. The *new\_rx\_ordered\_data* instruction just lets the target know that it should be able to keep track of the order of the data segments in the specified data unit, *add\_rx\_data\_seg* only specifies the relative order of a segment within its corresponding data unit, and *rx\_flush\_and\_notify* just specifies which bytes should reside at a certain memory address before notifying the application about the available data.

## 4.2 Packet Generation Instructions

The transport layer may generate data packets in response to application events (e.g., an application request to send data), network events (e.g., an ack that signals the delivery of in-flight data and triggers transmission of more), or timer events (e.g., to retransmit presumably lost data after a timeout). When generating data packets, the transport layer is not only responsible for properly populating the header fields. It also needs to determine how many packets to generate and what segments of the application data to include in their payloads. In some cases, e.g., QUIC, the payload itself can be a combination of different “frames”, where a stream frame has a header and data from one of the connection’s data streams.

Following the rationale in §4.1, TINF programs do not create and output actual packets with payloads. Instead, they issue *pkt\_gen* instructions, providing the target with a “blueprint” with the required metadata that the target can use to create and transmit packets. At a high level, a packet blueprint specifies (1) the values of the transport-layer header fields (with some exceptions discussed below), (2) which data segments should populate the payload, and (3) *segmentation* rules if more than one packet is to be generated from the blueprint. §C shows an example of a packet blueprint for TCP.

**Blueprint Header fields.** Similar to P4 headers, the header in the packet blueprint specifies the order and value of fields in the transport-layer headers. For some fields, like sequence numbers, the blueprint provides initial values which may be modified by the target, due to segmentation, when generating the actual packets. Moreover, for certain fields like checksums and length, which could be affected by segmentation, the blueprint can specify how to compute them as opposed to concrete values. For example, for checksum, similar to P4, the blueprint specifies which checksum algorithm and over which fields should be used to generate it for each packet.

**Maintaining ordered outstanding data.** Similar to data reassembly instructions (§4.1), TINF has corresponding instructions for specifying how the target should maintain outstanding data at the sender, which will be used in packet generation. Specifically, *new\_tx\_ordered\_data* informs the target that the protocol expects to receive a “unit” of in-order data of a certain size from the application for transmission. In an TINF program for TCP, for example, this instruction can be issued once at the beginning of a connection to “create” the TX byte-stream at the sender. *add\_tx\_data* instructs the target to add newly arrived data from the application to the end of the specified data unit, e.g., in response to a *tcp\_send* application event. *tx\_flush\_and\_notify(uid, len)* lets the target know it no longer needs to maintain the first *len* bytes of the specified data unit. A TCP TINF program, and many other protocols, would issue this in response to acks.

**Blueprint payload.** In its simplest form, the payload of a packet blueprint is of the form *data(uid, offset, s)*, which asks the target to put *s* bytes, starting from *offset* in the previously-

created TX ordered data unit *uid*, in the payload of the generated packet. If the data is larger than what would fit in a packet (e.g.,  $s > MSS$ ), the blueprint will also include segmentation rules, described below. However, the payload is not always just application data. In a protocol like QUIC, the payload itself is a combination of different kinds of frames, where each frame can have its own header and (optionally) payload. As such, in TINF, packet blueprints can be “nested”, i.e., the payload of a packet blueprint can be a sequence of smaller blueprints, where each of the inner blueprints describes its header and payload. If a packet does not have a payload, e.g., is a control packet, its blueprint would just include headers.

**Segmentation.** If an TINF program wants to send out a burst of data that does not fit into one packet (e.g., after retransmitting a lost segment, a TCP ack may considerably advance the send window), it does not need to issue separate *pkt\_gen* instructions per packet. Instead, it issues one instruction, with one blueprint instance and segmentation rules. The blueprint’s payload describes the location (in the TX ordered data unit) and size of the entire burst of data to send out. A segmentation rule is of the form  $[field, first, mid, last]$ . Suppose that a sequence of  $N$  packets will be generated during segmentation. *first* specifies the value of *field* for the first packet, *last* specifies that for the last packet, and *mid* for all the  $N - 2$  packets in the middle. Segmentation rules and their unique IDs are conveyed to the target *once* via *register\_seg\_rule*. At run-time, *pkt\_gen* instructions can include a segmentation rule ID to be used for the corresponding packet blueprint.

For example, consider the TCP blueprint in §C. The TINF program could define a segmentation rule as  $[TCP\_bp:seq\_no, bp.hdr.seq\_no, prev.hdr.seq\_no + prev.payload\_len]$  (the rule for *last* is omitted for brevity). It specifies that for the blueprint accompanied by this rule, the target should segment the payload, set the sequence number of the first packet to the value in the blueprint header, and for each subsequent packet, to the sum of the sequence number and payload length of the previous packet. *prev*, *bp*, *hdr*, and *payload\_len* are all keywords, where *prev* and *bp* refer to the previous packet in the segmentation sequence and the bp instance, and *hdr* and *payload\_len* refer to the header and payload length of a packet, respectively. As another example, suppose RoCE\_bp is the blueprint defined for the output packets in a RoCEv2 TINF program. In response to an RDMA send event, the TINF program can issue *pkt\_gen* with the following segmentation rule  $[RoCE\_bp::bth\_opcode, 0, 1, 2]$ . When generating packets from this blueprint, the target would use 0 for the opcode of the first packet, 1 for the middle ones, and 2 for the last.

**Packet coalescing rules.** Similarly, TINF programs can specify and register rules for merging packets, such as back-to-back cumulative ack packets or ack and data packets from the same flow in TCP or grant packets to the same sender in Homa. A target can apply these rules before adding a newly-issued blueprint to the list of existing blueprints waiting for transmission, or when receiving packets for optimization.

**Abstracting away implementation details.** Packet generation instructions do not dictate exactly when packets should be instantiated (e.g., instantaneously or in batches), how data is moved from memory to packets’ payloads, or the memory allocation scheme for the pending TX data. Segmentation instructions, in particular, describe how a batch of packets should be generated, and as such, provide the opportunity for the target to optimize data movement.

### 4.3 Packet Scheduling and Other Instructions

Flow and congestion control are central to many transport protocols and require controlling the order and pace at which data and control packets are sent out to the network. Some protocols with rate-based congestion control algorithms like BBR [23], TCP-Vegas [24], and DCQCN [25], specify the rate at which packets from each connection should be transmitted. Other protocols prioritize certain control and data packets over others [7, 9, 10]. Targets, however, may vary on the set of packet scheduling primitives they can support. Some may offer a small set of transmission queues serviced with simple priority and round-robin schedulers while others may support per-flow queues with more sophisticated schedulers like hierarchical rate limiters.

As such, we argue that packet scheduling should not be done inside TINF programs – e.g., the programs should not enforce priorities or rates. Instead, they should instruct the target how to do so within the bounds of the target’s scheduling capabilities. TINF’s protocol-target interface enables that with a combination of “one-time” and run-time API calls. The target specifies its available *scheduling blocks*, i.e., the (configurable) number of input queues and the scheduling policy mediating between them for each block in its TINF “target file” (akin to P4 architecture files). The protocol developer can instantiate (and potentially compose) these together once and communicate the result to the target via *register\_pkt\_sched*. At run-time, TINF programs can modify scheduling-related metadata, e.g., rate or priority of a queue, using instructions such as *set\_queue\_rate* and *set\_queue\_prio* (see §A).

**Timers and others.** To interact with the target for timer management, TINF programs specify the timers needed for each connection in its per-flow context with a unique ID. At run-time, they use instructions to (re)start or stop the timers. The program is notified of timer expiry through timer events with the timer ID, and the corresponding registered event processing chains will be executed. §A provides more details about timer and other instructions (e.g., for creating context).

## 5 From Input Events to Output Instructions

Recall from §3 that TINF programs specify the events they expect (using the event keyword) and how those events and their metadata should be extracted by declaring and registering parsers. In this section, we use TCP as an example to describe how TINF programs specify how to go from an input event and flow context(s) to the output instructions and

updated flow context(s). TINF’s syntax here is similar to other imperative C-like network programming languages – it has variable declarations, simple mathematical expressions, assignments, conditionals, and bounded for-loops. In particular, it has no pointers and no data structures except for bounded (sorted) lists and structs. However, we intentionally impose a certain modular structure over TINF programs, and explain the rationale in this section.

**A dispatch table for event processing chains.** The event processing code in an TINF program is structured as a dispatch table and a set of event processing chains. Each event chain specifies the processing logic for a specific event type, and the dispatch table keeps the mapping between event types and their corresponding event processing chains. The dispatch table is communicated to the target via *register\_ep\_chains*. Below is an example of a dispatcher for TCP in TINF:

```
dispatch tcp_dispatch {
  tcp_connect  -> {connect_ep};
  tcp_send     -> {record_data, gen_seg};
  tcp_rcv      -> {flush_data};
  ...
  tcp_ack      -> {rto, cong_ctrl,
                  fast_retransmit, gen_seg};
  tcp_data_pkt -> {proc_rcv, send_ack};
  tcp_timeout  -> {proc_timeout}; ...}
```

Each event processor in a chain is a function that takes an event, flow context(s), and some metadata as input, and outputs a set of instructions along with the updated context and metadata to be passed on to the next event processor in the chain. The event processor body can be specified with imperative C-like constructs described above.

**The sliding window data type.** Sliding windows are commonly used in transport protocols to track and limit in-flight data for flow control and congestion control. As such, TINF has a built-in sliding window data type to simplify specifying a protocol’s operation at a high level. A sliding window in TINF keeps track of a boolean flag for a sequence of numbers and has special functions to *set* and *unset* these flags for a range of numbers, find the *first set/unset* flag, and *slide* the window forward to a certain number.

**Example: TCP event processors.** We provide an overview of some TCP event processors (see §C and [26] for code examples). For `tcp_connect` events, `connect_ep` generates a `new_ctx` instruction for the target to create the state for this flow, and a packet blueprint instruction describing a SYN packet without a payload for the target to send out. The flow context, declared using the keyword `context`, has the typical TCP variables such as first unacked sequence number (`snd_una`), the next sequence number to send (`snd_nxt`), and congestion (`cwnd`) and receive window size for the sender and the next expected sequence number (`rcv_nxt`) for the receiver. It also includes a “meta” sliding window (built-in TINF type) that tracks sequence numbers that are received, which is used in event processors’ parameters for reassembly instructions, and a timer declaration for retransmissions, whose ID is used in timer instructions.

For `tcp_send`, `record_data` issues `new_tx_ordered_data` with an “infinite” size on a connection’s first send event to ask the target to allocate an appropriate send buffer, issues `add_tx_data` to ask it to append application data to the created buffer, and updates the unsent data size. `gen_seg` uses the context to determine which bytes to send if any. If yes, it issues a `pkt_gen` instruction with a blueprint with the proper segmentation rule IDs (see §4.2) and payload description. For `tcp_rcv`, `flush_data` uses the context to determine how many bytes are ready for the application and issues `flush_and_notify` accordingly to instruct the target to move those bytes if it has not done so already and notify the application of their availability.

For a `data_pkt` event, `proc_rcv` issues `new_inorder_data` with an “infinite” size on the first data packet to ask the target to allocate a receive buffer for this connection, and `add_data_seg` on subsequent `data_pkt` events, to guide the target on where the data belongs in the buffer. `send_ack` finds the next expected sequence using the “meta” sliding window to use in packet generation instructions for acks. For `tcp_ack` events, the event processors update relevant context variables like `snd_una` and `cwnd` based on the TCP congestion control algorithm and, similar to `tcp_send`, create packet blueprints for new or retransmitted data. Several event processors described above also generate timer instructions to start/stop the retransmission timer. For the expiry event for this timer (`tcp_timeout`), `proc_timeout` updates the context according to the TCP congestion control algorithm and output packet blueprints for packets that should be retransmitted.

**The rationale behind dispatcher design.** TINF’s modular event processing logic is a deliberate design decision. Given the complexity of transport protocols and the diversity of events they need to handle, we found it essential to break down event processing logic into smaller modules (event processors) and have a dedicated module (dispatcher) to explicitly call out the list of event processors involved in processing each event type. This also results in a simple sequential control flow logic between event processors. This comes from the observation that event processing is naturally divided into a set of rather disjoint tasks. For instance, on receipt of an ack in TCP, we want to re-calibrate the RTO based on RTT, adjust the congestion window, and decide if we need to transmit a lost segment or new segments. Most of the control-flow complexity is typically within a task not across tasks – we just need to make sure the tasks are called in the right order.

TINF’s dispatch table does just that and provides a precise yet high-level view of the protocol’s response to various events. This helps in customizing and maintaining a protocol as it evolves – e.g., track which event processors are involved in processing which events, identify overlaps between processing chains, find what event processors need to get updated for a new feature, or plug in a different event processor for the same task (e.g., a different congestion control algorithm). Moreover, imposing the domain-specific restriction of sequential control flow at the language level can potentially simplify



automated analysis and implementation (§9).

## 6 Case Study 1: Expressiveness

To ensure TINF’s expressiveness, we have developed TINF programs for several protocols, representing a wide range of transport protocols in the literature (The full programs are available at [26]). TCP and QUIC-Lite (a light-weight adaptation of QUIC [6]) represent stream-based transport protocols. We described our TCP TINF program in §5. QUIC-Lite captures one of QUIC’s main differences from TCP, namely, multiple streams per connection, where there is in-order-delivery guarantee within a stream but not across streams.

Homa and NDP represent receiver-driven transport protocols that optimize for RPC-like traffic in data-center networks. Apart from different packet blueprints and segmentation rules, these protocols need “global” view (a.k.a context in TINF) to determine how to effectively grant tokens to all the senders sending to the same receiver. RoCEv2 represents message-based protocols designed with a hardware implementation in mind, with a different notion for a connection (queue pairs) and application interactions (Work Queue Elements (WQEs) and the Verbs API), and segmentation rules that differentiate between first, middle, and last packets. Certain RDMA operations like atomic may require the program to interact with external modules such as the memory. We plan to extend TINF to allow targets to specify extra custom instructions (e.g., atomic memory access or encryption/decryption) for the TINF program to use, similar to externs in P4.

## 7 Case Study 2: Developing Compliant Targets

An TINF-compliant target implements the interface in §3 and §4, can execute the constrained C-like event processing chains described in §5, and guarantees per-flow state consistency. TINF’s constructs are designed based on common functionality among transport protocols and their implementation in existing targets. That is, protocol-specific implementations of various TINF components already exist in today’s targets; they have just not been generalized and exposed in a *unified and high-level* interface. This case study’s goal is to demonstrate that TINF’s programming interface abstracts away implementation details just enough to make TINF programs target-agnostic while still allowing us to *leverage existing mechanisms* in protocol-specific implementations to make that target TINF-compliant. As such, we do not anticipate the abstraction to cause significant overheads.

We demonstrate the above points by (1) developing *two TINF-compliant targets*, one in DPDK (TINF-DPDK) by refactoring mTCP [12] (§7.1), and one in XDP (TINF-XDP) by refactoring eTran [21] (§7.2), and (2) comparing their *performance against the manual implementations* of TCP in mTCP and eTran. We discuss overarching case-study take-aways in §7.3 and evaluate other protocols on these targets in §8.

### 7.1 TINF-DPDK

TINF-DPDK is our TINF-compliant target in DPDK, which we developed by refactoring mTCP [12]. mTCP is a user-space TCP stack that can use different kernel-bypass technologies, including DPDK [19]. At a high level, mTCP has two threads per core, an application thread and a “stack” thread, which communicate through producer-consumer queues. To send and receive data, applications call functions in mTCP’s socket API, which places requests into job queues, and the stack thread processes packets and application requests and generates epoll events for the application thread when necessary. We describe our experience modifying mTCP to support TINF’s transport programming interface to develop TINF-DPDK and comparing their performance.

**Inputs and event processing.** We modify a subset of functions in mTCP’s socket API (e.g., `mtcp_read`) to call TINF’s registered dispatcher and application event processing logic instead. We reuse mTCP’s implementation of the link and network layers but modify its packet processing loop to call TINF’s dispatcher and network event processing logic when it gets to the transport layer. For flow context, we reuse mTCP’s hash tables to keep track of per-flow state. The dispatcher is implemented as a set of conditional statements calling event processing functions. TINF’s event processors are written in a constrained C-like language, so it was relatively straightforward to translate them to C code that could run in mTCP. For TINF’s built-in sliding window type, we re-purpose the ring buffers already implemented and optimized in mTCP.

**State consistency.** If different events of the same flow are processed concurrently (e.g., an application request to send more data and a simultaneous ack for the same flow), the target should ensure flow state consistency. Since mTCP has a separate application and stack thread, such consistency issues can happen, which it resolves using locks when each thread is accessing a shared variable. We do the same in TINF-DPDK. In fact, TINF’s program structure and high-level C-like constructs make it easy to use standard program analysis techniques to find the variables in the flow context that are shared between event processors for application and network events and decide where to insert locks when deploying programs.

**Output instructions.** For data reassembly instructions, we reuse mTCP’s ring buffers, which are linked lists of “fragments”. Each fragment represents a continuous range of numbers and can point to a memory location keeping the fragment’s corresponding data. The fragments do not overlap and are ordered according to their range. mTCP keeps a pool of fragments and can allocate them to a buffer when needed. In TINF-DPDK, when event processors issue a `new_tx_ordered_data` instruction, we initialize an mTCP ring buffer. For `new_rx_data_seg`, we reuse mTCP’s functions to insert and merge a new fragment into the corresponding ring buffer, and for `flush_and_notify`, we re-purpose mTCP’s functions to copy data from the fragments corresponding to the



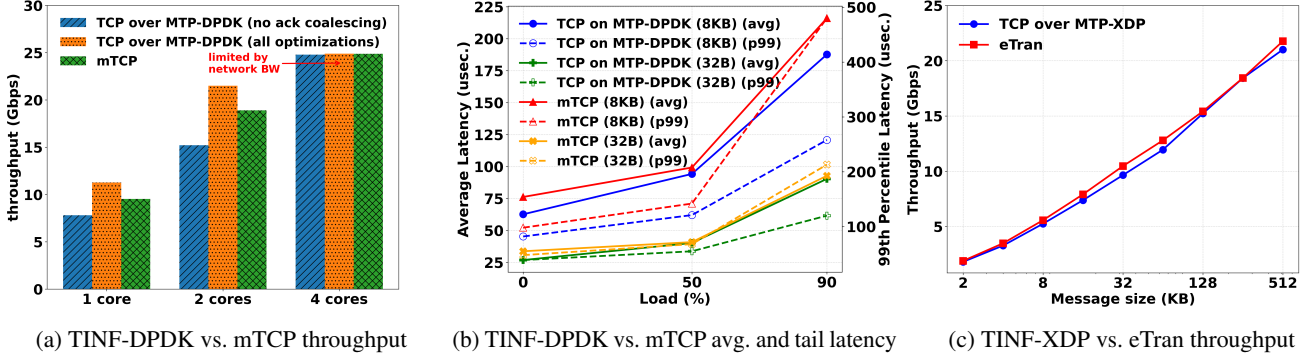


Figure 2: TCP in TINF-compliant targets offers comparable or better performance to manual TCP implementation in mTCP (§7.1) and eTran (§7.2) over CloudLab: (a) for varying # server cores sending 1MB responses to clients, (b) for single server thread, 8KB and 32B response sizes, and varying cross-traffic load, and (c) single server thread, varying message sizes (2KB-512KB).

offset in the instruction to the user-provided buffer and create an epoll event to notify the application. For timer instructions, we reuse mTCP’s functions for adding a timer to a list of active timers and checking the list for expired ones.

**Optimized packet generation.** mTCP marks flows that have data to send and loops through them to generate packets. In TINF-DPDK, we augment the per-flow state to keep a ring of packet blueprints, append to it during event processing, and reuse mTCP’s loop to generate packets from blueprints. Recall that the payload of TINF packet blueprints is of the form  $data(uid, offset, s)$ , asking the target to put  $s$  bytes from  $offset$  in the TX ordered data unit  $uid$ . Our first TINF-DPDK, similar to mTCP, would lock  $uid$  (i.e., send buffer) to access data and populate packet payloads.

Unlike mTCP, our packet generation code was protocol independent, just following the direction provided by the blueprint. So, we identified an optimization opportunity to compute  $offset$ ’s address in the event processors, right when the blueprint is generated (calls to `pkt_gen` instruction), and place it in the blueprint. This way, the packet generator can directly use it instead of grabbing locks and computing it. This is safe as long as the data does not shift in the send buffer, for which we made modifications to mTCP’s send buffer to use in TINF-DPDK (details in §B.1). It can also optimize performance as it moves locks from the packet generator to event processors, many of which already grab the lock due to other shared variables. TINF-DPDK also applies the registered coalescing rules (§4.2) when blueprints are generated.

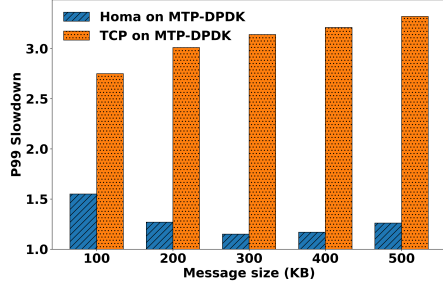
**Comparison with mTCP [12].** We use three x1170 physical machines from CloudLab [27], one a server and two as clients, each with two 10-core Intel E5-2640v4 CPUs (2.4GHz), 64GB memory, and a ConnectX4 25 Gbps NIC, connected via Mellanox 2410 switch. We use mTCP’s epoll-based HTTP client and server. We deploy the TCP TINF program on TINF-DPDK. To evaluate throughput, multiple client threads send back-to-back requests for a 1MB file (closed loop) to saturate the server. We go from one server core to four, which is when the network bandwidth becomes the bottleneck. Figure 2a compares the server’s throughput under

mTCP and TINF-DPDK (with and without ACK coalescing). TINF-DPDK (with coalescing) performs better (21Gbps for two cores) than mTCP (18.9Gbps). We attribute this to the optimization for `pkt_gen` instructions described above, which removes locks from the packet generator by computing the start of blueprint payload addresses in event processors. The results also highlight the importance of packet coalescing rules in TINF’s API as without coalescing, TINF-DPDK’s 2-core throughput drops to 15.22Gbps.

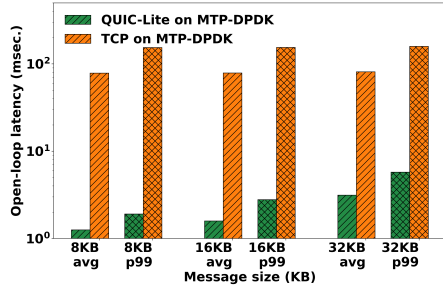
To evaluate latency, we use one server thread, multiple threads on one client machine to generate cross traffic with HTTP requests for a large 1MB file, and a single thread on another client to send back-to-back requests for a small file in a closed loop. We record the average and 90th percentile latency between when a request is sent and a response is received. Figure 2b compares the results between mTCP and TINF-DPDK with all optimizations for cross traffic load of 0%, 50%, and 90% of the server thread’s saturation point and file sizes of 32B and 8KB. TINF-DPDK consistently provides lower latency, improving tail latency by 14% to 46%. Similar to the previous experiment, we attribute these improvements to the optimizations in TINF-DPDK’s packet generation.

## 7.2 TINF-XDP

Our second TINF-compliant target is implemented over a combination of eBPF hooks, including XDP, and userspace. We developed TINF-XDP by refactoring eTran, a recent implementation of TCP and Homa in eBPF [21]. eTran is a complex combination of several components: a user-space data-path communicating with applications, a Linux Kernel data-path scattered across three eBPF hooks, namely XDP (runs in the driver on ingress traffic), XDP-GEN (eTran-specific, runs at the end of a NAPI poll), and XDP-EGRESS (eTran-specific, runs on egress traffic), and a user-space control path. The user-space data-path maintains send and receive buffers and does segmentation and reassembly, most of the transport state is maintained and modified in the eBPF programs, and the user-space control path maintains timers and does congestion control operations. Use-space and eBPF-based components



(a) Homa vs. TCP, both deployed on TINF-DPDK, various message sizes and 50% cross traffic load (one server thread, closed-loop)



(b) QUIC-Lite vs. TCP, both deployed on TINF-DPDK, various message sizes competing with 1MB messages on the same connection (one server thread, open-loop).

Figure 3: Multiple protocols on TINF-DPDK. We demonstrate successful deployment of Homa and QUIC-Lite on TINF-DPDK by comparing them against TCP on the same target.

communicate via efficient AF\_XDP sockets [28]. We describe our experience modifying eTran to support TINF’s API to develop TINF-XDP, and compare their performance.

**Inputs and event processing.** Our changes here are conceptually similar to what we changed for TINF-DPDK. We reuse eTran’s link and network layers in XDP but modify it to call TINF’s dispatcher and network event processing logic when it gets to the transport layer. We reuse eTran’s data structures, e.g., eBPF maps, to maintain per-flow state. Again, since TINF’s event processors are written in a constrained C-like language, we could translate them to acceptable C code that could run in XDP (§B.2). For TINF’s built-in sliding window type, we re-purpose eTran’s optimized bitmaps. For application events whose event processors do not handle data (e.g., connection handshake in TCP), the user-space control path is modified to send “fake” packets with the event metadata to XDP-EGRESS, which executes the event processors and sends the resulting control packets out.

Modifying eTran for application events that request sending data (e.g., `tcp_send`) was more involved. The XDP-EGRESS hook is the best place to process these events, as it is on the outgoing traffic path and most of the transport state is in eBPF maps. But, it would not be efficient to use the control path to send the event with a fake packet to XDP-EGRESS, just to redirect it to the user-space data path to pull the data from the

send buffer back to XDP-EGRESS. We believe this is why eTran segments application data in the user-space data path into MSS-sized chunks as they arrive and sends them as fake packets to XDP-EGRESS, which decides how to populate and when to send them based on transport state. In TINF-XDP, we modify eTran’s user-space data path to add a (unique within a flow) application event ID to each data segment, identifying which application event asked to transmit this data. The event’s first data segment has a special flag and carries the event metadata. In XDP-EGRESS, TINF-XDP checks if the fake packet with payload (i.e., data segment) is an application event’s first packet. If yes, it executes its event processor and records the relevant instructions in a map, which are executed as needed on the event’s next data segments (see below).

**Output instructions.** For packet generation instructions, we use different mechanisms depending on where the issuing event processor runs. For those issued in XDP-EGRESS, if the blueprint generated in the event processor has no payload, TINF-XDP modifies the input packet context (the fake one from the control path, see above) from the blueprint and transmits it. If it has payload, for example, in event processors running on the arrival of the first data segment of an application event for sending data, TINF-XDP stores the blueprint in an eBPF map. On subsequent data segments belonging to the same event, it reads the blueprint from the map and generates one packet accordingly, using the data segment as payload.

For packet generation instructions issued from XDP, i.e., in response to network events, packets for blueprints with no payload are generated via XDP-GEN, similar to eTran. Those with payload (e.g., retransmissions in response to duplicate ACKs in TCP) are sent to the user-space data-path, which sends the corresponding data segments to XDP-EGRESS. There, they are handled similar to data segments from other events that result in blueprints with payload (more details in §B.2). Data reassembly and RX-ordered-data-unit instructions are executed in the user-space data-path and reuse eTran’s receive and send buffers. For timer instructions, we reuse eTran’s control-path loop, which maintains timers, detects timeouts, and runs timer-related event processing chains.

**State consistency.** Most of the transport state is kept in eBPF maps. Similar to mTCP, eTran uses locks when accessing shared state from eBPF programs at different hooks. The few variables shared between the Kernel and userspace data-path are written only by one of the two, and eTran does not use locks for them. TINF-XDP follows the same approach when deploying TINF programs, and similar to the previous target, it is easy to use standard techniques on its C-like event processors to detect access patterns and need for locks.

**Comparison with eTran [21].** We deploy the TCP TINF program on TINF-XDP and use the same Cloudlab setup as §7.1 (same as eTran) to compare its performance with eTran’s TCP implementation. We use eTran’s echo server application, a single server thread, and two client threads sending back-to-back fixed-size messages to the server, which responds

	Homa (TINF-XDP)	Homa (eTran)
32B average latency ( $\mu$ s)	8.45	8.29
1MB throughput (Gbps)	19.76	20.52

(a) The Homa TINF program deployed on TINF-XDP offers comparable performance to the manual impl. on eTran (one server thread).

TINF program on TINF-XDP $\rightarrow$	QUIC-Lite	TCP
32KB average latency (ms)	3.4	20.1
32KB tail latency (ms)	5.8	28.7

(b) QUIC-Lite vs. TCP, both on TINF-XDP, 32KB and 1MB messages compete on the same connection (one server thread, open-loop)

Table 2: Multiple protocols on TINF-XDP. We compare (a) TINF-XDP Homa with eTran, and (b) TINF-XDP QUIC-Lite with TCP on the same target to show successful deployment.

<b>TINF Programs</b> <i>target-independent</i> <i>written once per protocol</i>	TCP [18]	753 LoC
	Homa [7]	1205 LoC
	QUIC-Lite [6]	920 LoC
<b>TINF-Compliant Targets</b> <i>protocol-independent</i> <i>developed once per target</i>	TINF-DPDK	15,593 LoC
	TINF-XDP	14,837 LoC

Table 3: TINF reduces development effort for implementing new protocols in the same or different targets.

with 100B messages. Figure 2c shows results. TINF-XDP keeps up with eTran for message sizes ranging from 2KB to 512KB, achieving 92% to 99% of eTran’s throughput. We attribute the difference to the extra blueprint map look-up in TINF-XDP during packet generation. This can potentially be alleviated by safely sharing relevant state between the user-space data path and XDP-EGRESS and more sophisticated translation strategies so that event processors for the application events generating data packets could (partially) execute in user-space and add blueprint information to data segments before sending them to XDP-EGRESS. We leave exploring such optimizations to future work.

### 7.3 Takeaways from target development

**TINF’s programming interface.** TINF’s API, especially the output instructions, is at the right level of abstraction – it abstracts away enough implementation details to be target-agnostic yet implementable with already efficient mechanisms in existing targets. We were able to re-purpose and reuse several mTCP and eTran functions and data structures to implement TINF’s instructions in DPDK and eBPF/XDP, respectively. We believe these observations can extend to other existing targets. That is, someone with sufficient knowledge of the target could re-purpose their protocol-specific implementations for instructions such as data reassembly, packet generation, and timers, and expose them through TINF’s unified interface to support other protocols as well.

Comparing our experience between XDP and DPDK, we observe that transport tasks like packet generation and re-assembly and data structures needed to keep information per-flow (e.g., context) can vary from target to target in non-trivial ways. This confirms our decision to abstract the details for these tasks as target-agnostic instructions in TINF. The case study also confirmed our decision not to let TINF programs dictate when a target should process an event, just what sequence of functions should be used to process it. This supports the variety of execution models observed across different targets – Some trigger event processing on receipt of each event [13], some, like TINF-DPDK, process events in batches [12], others let applications drive transport-layer event processing [29], and some, like TINF-XDP can be a mix of the above. Finally, as we show in §7.1, the abstraction can sometimes even reveal opportunities for further optimizations.

**Deploying TINF programs.** Most of the heavy lifting in developing an TINF-compliant target is in implementing the API, especially the output instructions, which also abstract away most of the complexity (e.g., packet I/O, memory management, etc.). Once the API is implemented, we expect a light-weight compiler to be able to configure a target, especially software ones. For our two targets (§7.1 and §7.2), we employed a simple compilation strategy by hand and leave exploring more sophisticated ones to future work. We discuss this in more detail, and targets with partial support in §B.

## 8 Case Study 3: Reducing Development Effort

In an TINF-compliant target, one could seamlessly swap one transport protocol for another, reducing the development effort of transport protocols. In our previous case study, we deployed the TCP TINF program on TINF-DPDK and TINF-XDP. In this section, we demonstrate how TINF reduces development effort by deploying multiple protocols written in target-agnostic TINF programs on both targets, *reusing most of the low-level infrastructure*, and comparing their performance against TCP on the same target (Figures 3 and Table 2a). Moreover, table 3 demonstrates the reduction in development effort by comparing the lines of code in the TINF program to the target for TINF-DPDK and TINF-XDP.

### 8.1 Multiple protocols on TINF-DPDK

We deploy the TINF Homa program (1.2K lines of high-level TINF code) and TINF QUIC-Lite program (950 lines) on TINF-DPDK (15K lines of low-level DPDK code). To show successful deployment, we compare their performance in illustrative scenarios against TCP on TINF-DPDK.

**Homa on TINF-DPDK.** Using the testbed in §7.1, one client sends back-to-back RPC 100KB to 500KB requests; another client sends 1MB requests to create 50% load on a single-threaded server, and the server responds with 170B answers. Homa’s unscheduled bytes are set to 60KB, so this particular scenario ensures the grant mechanism kicks in, and sets Homa apart from TCP as Homa will prioritize shorter



messages (i.e., from the first client) over longer ones. Figure 3a compares 99th-percentile slowdown between the two. As expected, Homa’s slow-down is much lower and mostly close to one, whereas TCP suffers from slowdown  $> 3$ .

**QUIC-Lite on TINF-DPDK.** In the same test bed, one client sends back-to-back requests for a small file (8KB-32KB) and a large file (1MB) in a round-robin fashion over the same connection to a single-threaded server. In QUIC-Lite, the “short” requests use a separate stream from the large one, whereas in TCP, they have to share the same bytestream. QUIC-Lite switches between the streams every 100KB when deciding which data segment to send next. Figure 3b compares response latencies between the two. As expected, QUIC-Lite’s latency is much lower, whereas the short files on TCP experience significant head of line blocking.

**Takeaway.** By adopting TINF’s programming interface, TINF-DPDK allows its users to deploy other protocols, whose logic is described in TINF’s high-level DSL, into an already optimized target without having to grapple low-level system-related issues and optimizations that are orthogonal to protocol logic, significantly reducing the development effort.

## 8.2 Cross-target portability with TINF-XDP

We deploy the TINF programs for Homa and QUIC-Lite on TINF-XDP to: (1) reaffirm TINF’s contribution in reducing development effort by showing another target (TINF-XDP) accepting multiple protocols, and (2) demonstrate cross-target portability by deploying the same protocol on a second target.

**Homa on TINF-XDP.** We deploy the TINF Homa program on TINF-XDP. To show successful deployment, we compare its performance with the manual Homa implementation in eTran. We use the same testbed as §7.2. One client sends back-to-back 32B RPC requests (maximum two outstanding RPCs) and a single-threaded server responds with 32B answers (similar to eTran). Table 2a compares the throughput and average latency between Homa on TINF-XDP and eTran, with TINF-XDP showing comparable performance. We attribute the 1% increase in latency and 3% reduction in throughput to the same packet generation overheads discussed in §7.2.

**QUIC-Lite in TINF-XDP.** To show successful deployment, in the same testbed using eTran’s echo server application, we use a similar setup for QUIC-Lite and TCP as 8.1 – the client sends messages of 32KB and 1MB in an open loop and round-robin fashion over the same connection. Table 2b compares the response latency. As expected, the shorter messages share the same bytestream as longer ones and get blocked by them in TCP. As such, they experience higher delay compared to QUIC-Lite, where they are sent over a separate stream.

## 9 Case Study 4: Automated Testing

High-level languages like P4 have created opportunities to effectively apply program analysis, automated testing, and verification to L2/L3 packet processing [30–34]. TINF can bring

the same benefit to transport protocols with its constrained C-like language (no pointers, bounded loops) and data structures, and target-agnostic instructions hiding low-level implementation details (e.g. memory management). Moreover, the explicit dispatcher mapping events to event processors makes TINF programs amenable to modular analysis and isolating relevant program components to analyze for a property.

While we leave the full exploration of this direction to future work, we showcase these benefits by applying the KLEE symbolic executor [22] to the TCP TINF for automated test-cases generation and assertion checks. We transformed the TCP event processing chain for acks to a C program as input to KLEE, and used `klee_symbolic` to treat the input event and flow context as symbolic variables, and `klee_assume` to ensure starting from a valid context (e.g., `send_next >= send_una`). We added assertions to check a property from TCP’s RFC that specifies the sender “SHOULD send a segment of previously unsent data” under certain conditions during fast retransmit and recovery [18]. KLEE automatically analyzed the chain in 4 sec., generated test cases for the 606 paths, and pointed out those with failed assertions. This revealed a bug in our original TINF program, where event processors generated a blueprint after the first two duplicate acks, whether or not new data was available – so, we would incorrectly create blueprints with no payload when there was no more unsent data.

## 10 Related Work

**Stateless and stateful packet processing.** Network programming platforms have been an active research topic in the past 15 years in academia and industry [13, 35–45]. Several works focus on programming abstractions for stateless and stateful packet processing [37, 41–44, 46, 47] with P4 the most notable and widely adopted. [48] extends P4 so that programs can react to switch data-plane events other than packet arrival (e.g., timers and recirculation). These programming abstractions were mostly designed with L2/L3 network functionality in mind, whereas TINF focuses on transport-layer protocols, which operate quite differently (§2).

**Programmability in the transport layer.** CCP [49] decouples congestion control algorithms from the rest of the transport layer to enable innovation and portability of these algorithms. As such, its programming abstractions focus on congestion control algorithms, whereas TINF enables users to specify the functionality of the entire transport layer. Kohler et.al. [50] provide a Linux TCP implementation in Prolac, an object-oriented DSL for implementing a protocol as a set of interacting stateful modules with declarative functions that interact with the execution environment via arbitrary target-specific C actions. TINF provides a well-defined protocol- and target-agnostic API and a lightweight imperative DSL that works across various targets and protocols beyond TCP.

**Hardware transport and offload.** Tonic [13] and NanoTransport [51] propose programmable hardware architectures for transport protocols. Tonic has several fixed-function

blocks for common transport-layer functions (only sender-side) and a few programmable ones for plugging in Verilog code to specify reactions to acks and timeouts. NanoTransport focuses on message-based protocols and uses P4 pipelines with limited stateful operations to interact with modules maintaining send and receive bitmaps. They both provide a great starting point for a hardware target for TINF, which is general, high-level, and not tied to a specific target architecture. TINF does not specify how a target should implement the API, so a software target can choose to offload certain tasks (e.g., see §6 for how encryption fits into TINF’s API) to hardware.

## 11 Conclusion

We introduced TINF for specifying transport protocols as high-level programs that take an event and flow state as input and, using constrained C-like constructs, produce the updated state along with target-agnostic instructions for key transport operations. We showed that TINF’s abstraction works across various targets and protocols.

## References

- [1] Mohammad Alizadeh, Albert Greenberg, David A Maltz, Jitendra Padhye, Parveen Patel, Balaji Prabhakar, Sudipta Sengupta, and Murari Sridharan. Data center tcp (dctcp). In *Proceedings of the ACM SIGCOMM 2010 Conference*, pages 63–74, 2010.
- [2] Kun Tan, Jingmin Song, Qian Zhang, and Murad Sridharan. A compound tcp approach for high-speed and long distance networks. In *Proceedings-IEEE INFOCOM*, 2006.
- [3] Sangtae Ha, Injong Rhee, and Lisong Xu. Cubic: a new tcp-friendly high-speed tcp variant. *ACM SIGOPS operating systems review*, 42(5):64–74, 2008.
- [4] Cheng Jin, David X Wei, and Steven H Low. Fast tcp: motivation, architecture, algorithms, performance. In *IEEE INFOCOM 2004*, volume 4, pages 2490–2501. IEEE, 2004.
- [5] Balajee Vamanan, Jahangir Hasan, and TN Vijaykumar. Deadline-aware datacenter tcp (d2tcp). *ACM SIGCOMM Computer Communication Review*, 42(4):115–126, 2012.
- [6] Adam Langley, Alistair Riddoch, Alyssa Wilk, Antonio Vicente, Charles Krasnic, Dan Zhang, Fan Yang, Fedor Kouranov, Ian Swett, Janardhan Iyengar, et al. The quic transport protocol: Design and internet-scale deployment. In *Proceedings of the conference of the ACM special interest group on data communication*, pages 183–196, 2017.
- [7] Behnam Montazeri, Yilong Li, Mohammad Alizadeh, and John Ousterhout. Homa: A receiver-driven low-latency transport protocol using network priorities. In *Proceedings of the 2018 Conference of the ACM Special Interest Group on Data Communication*, pages 221–235, 2018.
- [8] Qizhe Cai, Mina Tahmasbi Arashloo, and Rachit Agarwal. dcpim: Near-optimal proactive datacenter transport. In *Proceedings of the ACM SIGCOMM 2022 Conference*, pages 53–65, 2022.
- [9] Peter X Gao, Akshay Narayan, Gautam Kumar, Rachit Agarwal, Sylvia Ratnasamy, and Scott Shenker. phost: Distributed near-optimal datacenter transport over commodity network fabric. In *Proceedings of the 11th ACM Conference on Emerging Networking Experiments and Technologies*, pages 1–12, 2015.
- [10] Mark Handley, Costin Raiciu, Alexandru Agache, Andrei Voinescu, Andrew W Moore, Gianni Antichi, and Marcin Wójcik. Re-architecting datacenter networks and stacks for low latency and high performance. In *Proceedings of the Conference of the ACM Special Interest Group on Data Communication*, pages 29–42, 2017.
- [11] Chuanxiong Guo, Haitao Wu, Zhong Deng, Gaurav Soni, Jianxi Ye, Jitu Padhye, and Marina Lipshteyn. Rdma over commodity ethernet at scale. In *Proceedings of the 2016 ACM SIGCOMM Conference*, pages 202–215, 2016.
- [12] EunYoung Jeong, Shinae Wood, Muhammad Jamshed, Haewon Jeong, Sunghwan Ihm, Dongsu Han, and KyoungSoo Park. {mTCP}: a highly scalable user-level {TCP} stack for multicore systems. In *11th USENIX Symposium on Networked Systems Design and Implementation (NSDI 14)*, pages 489–502, 2014.
- [13] Mina Tahmasbi Arashloo, Alexey Lavrov, Manya Ghobadi, Jennifer Rexford, David Walker, and David Wentzlaff. Enabling programmable transport protocols in {High-Speed}{NICs}. In *17th USENIX Symposium on Networked Systems Design and Implementation (NSDI 20)*, pages 93–109, 2020.
- [14] ConnectX NICs. <https://www.nvidia.com/en-us/networking/ethernet-adapters/>. Accessed: September 2025.
- [15] Tiago Ferreira, Harrison Brewton, Loris D’Antoni, and Alexandra Silva. Prognosis: closed-box analysis of network protocol implementations. In *ACM SIGCOMM*, 2021.
- [16] Nick McKeown, Tom Anderson, Hari Balakrishnan, Guru Parulkar, Larry Peterson, Jennifer Rexford, Scott Shenker, and Jonathan Turner. Openflow: enabling innovation in campus networks. *SIGCOMM Comput. Commun. Rev.*, 38(2):69–74, March 2008.

- [17] P4 Open Source Programming Language. <https://p4.org/>. Accessed: September 2025.
- [18] Tcp rfc. <https://datatracker.ietf.org/doc/html/rfc9293>. Accessed: September 2025.
- [19] DPDK. <https://www.dpdk.org/>. Accessed: September 2025.
- [20] Toke Høiland-Jørgensen, Jesper Dangaard Brouer, Daniel Borkmann, John Fastabend, Tom Herbert, David Ahern, and David Miller. The express data path: Fast programmable packet processing in the operating system kernel. In *Proceedings of the 14th international conference on emerging networking experiments and technologies*, pages 54–66, 2018.
- [21] Zhongjie Chen, Qingkai Meng, ChonLam Lao, Yifan Liu, Fengyuan Ren, Minlan Yu, and Yang Zhou. {eTran}: Extensible kernel transport with {eBPF}. In *NSDI*, 2025.
- [22] KLEE Symbolic Execution Engine. <https://klee-se.org/>. Accessed: September 2025.
- [23] Neal Cardwell, Yuchung Cheng, C Stephen Gunn, Soheil Hassas Yeganeh, and Van Jacobson. Bbr: congestion-based congestion control. *Communications of the ACM*, 60(2):58–66, 2017.
- [24] Lawrence S Brakmo, Sean W O’malley, and Larry L Peterson. Tcp vegas: New techniques for congestion detection and avoidance. In *Proceedings of the conference on Communications architectures, protocols and applications*, pages 24–35, 1994.
- [25] Yibo Zhu, Hagga Eran, Daniel Firestone, Chuanxiong Guo, Marina Lipshteyn, Yehonatan Liron, Jitendra Padhye, Shachar Raindel, Mohamad Haj Yahia, and Ming Zhang. Congestion control for large-scale rdma deployments. *ACM SIGCOMM Computer Communication Review*, 45(4):523–536, 2015.
- [26] TINF repository. <https://github.com/MTP-project/MTP-submission>. Accessed: September 2025.
- [27] Dmitry Duplyakin, Robert Ricci, Aleksander Maricq, Gary Wong, Jonathon Duerig, Eric Eide, Leigh Stoller, Mike Hibler, David Johnson, Kirk Webb, et al. The design and operation of {CloudLab}. In *USENIX ATC*, pages 1–14, 2019.
- [28] Magnus Karlsson and Björn Töpel. The path to dpdk speeds for af xdp. In *Linux Plumbers Conference*, volume 37, page 38, 2018.
- [29] Transport Layer Development Kit (TLDK). <https://github.com/FDio/tldk>. Accessed: September 2025.
- [30] Andres Nötzli, Jehandad Khan, Andy Fingerhut, Clark Barrett, and Peter Athanas. p4pktgen: Automated test case generation for p4 programs. In *Proceedings of the Symposium on SDN Research, SOSR ’18*, New York, NY, USA, 2018. Association for Computing Machinery.
- [31] Jed Liu, William Hallahan, Cole Schlesinger, Milad Sharif, Jeongkeun Lee, Robert Soulé, Han Wang, Călin Cașcaval, Nick McKeown, and Nate Foster. p4v: practical verification for programmable data planes. In *Proceedings of the 2018 Conference of the ACM Special Interest Group on Data Communication, SIGCOMM ’18*, page 490–503, New York, NY, USA, 2018. Association for Computing Machinery.
- [32] Radu Stoescu, Dragos Dumitrescu, Matei Popovici, Lorina Negreanu, and Costin Raiciu. Debugging p4 programs with vera. In *Proceedings of the 2018 Conference of the ACM Special Interest Group on Data Communication, SIGCOMM ’18*, page 518–532, New York, NY, USA, 2018. Association for Computing Machinery.
- [33] Lucas Freire, Miguel Neves, Lucas Leal, Kirill Levchenko, Alberto Schaeffer-Filho, and Marinho Barcellos. Uncovering bugs in p4 programs with assertion-based verification. In *Proceedings of the Symposium on SDN Research*, pages 1–7, 2018.
- [34] Miguel Neves, Lucas Freire, Alberto Schaeffer-Filho, and Marinho Barcellos. Verification of p4 programs in feasible time using assertions. In *Proceedings of the 14th International Conference on Emerging Networking EXperiments and Technologies*, pages 73–85, 2018.
- [35] Mary Hogan, Shir Landau-Feibish, Mina Tahmasbi Arashloo, Jennifer Rexford, and David Walker. Modular switch programming under resource constraints. In *19th USENIX Symposium on Networked Systems Design and Implementation (NSDI 22)*, pages 193–207, 2022.
- [36] Ryan Doenges, Mina Tahmasbi Arashloo, Santiago Bautista, Alexander Chang, Newton Ni, Samwise Parkinson, Rudy Peterson, Alaia Solko-Breslin, Amanda Xu, and Nate Foster. Petr4: formal foundations for p4 data planes. *Proceedings of the ACM on Programming Languages*, 5(POPL):1–32, 2021.
- [37] Mina Tahmasbi Arashloo, Yaron Koral, Michael Greenberg, Jennifer Rexford, and David Walker. Snap: Stateful network-wide abstractions for packet processing. In *Proceedings of the 2016 ACM SIGCOMM Conference*, pages 29–43, 2016.
- [38] Ali Fattaholmanan, Mario Baldi, Antonio Carzaniga, and Robert Soulé. P4 weaver: Supporting modular and incremental programming in p4. In *Proceedings of the ACM SIGCOMM Symposium on SDN Research (SOSR)*, pages 54–65, 2021.



- [39] Mario Baldi. Incremental development of a data plane program, May 11 2021. US Patent 11,005,754.
- [40] Mario Baldi. Dapipe a data plane incremental programming environment. In *2019 ACM/IEEE Symposium on Architectures for Networking and Communications Systems (ANCS)*, pages 1–6. IEEE, 2019.
- [41] Nate Foster, Rob Harrison, Michael J Freedman, Christopher Monsanto, Jennifer Rexford, Alec Story, and David Walker. Frenetic: A network programming language. *ACM Sigplan Notices*, 46(9):279–291, 2011.
- [42] Christopher Monsanto, Nate Foster, Rob Harrison, and David Walker. A compiler and run-time system for network programming languages. *Acm sigplan notices*, 47(1):217–230, 2012.
- [43] Pat Bosshart, Dan Daly, Glen Gibb, Martin Izzard, Nick McKeown, Jennifer Rexford, Cole Schlesinger, Dan Talayco, Amin Vahdat, George Varghese, et al. P4: Programming protocol-independent packet processors. *ACM SIGCOMM Computer Communication Review*, 44(3):87–95, 2014.
- [44] Jedidiah McClurg, Hossein Hojjat, Nate Foster, and Pavol Černý. Event-driven network programming. *ACM SIGPLAN Notices*, 51(6):369–385, 2016.
- [45] Liangcheng Yu, John Sonchack, and Vincent Liu. Mantis: Reactive programmable switches. In *Proceedings of the Annual conference of the ACM Special Interest Group on Data Communication on the applications, technologies, architectures, and protocols for computer communication*, pages 296–309, 2020.
- [46] Robert Soulé, Shrutarshi Basu, Parisa Jalili Marandi, Fernando Pedone, Robert Kleinberg, Emin Gun Sirer, and Nate Foster. Merlin: A language for provisioning network resources. In *Proceedings of the 10th ACM International on Conference on emerging Networking Experiments and Technologies*, pages 213–226, 2014.
- [47] Salvatore Pontarelli, Roberto Bifulco, Marco Bonola, Carmelo Cascone, Marco Spaziani, Valerio Bruschi, Davide Sanvito, Giuseppe Siracusano, Antonio Capone, Michio Honda, et al. {FlowBlaze}: Stateful packet processing in hardware. In *16th USENIX Symposium on Networked Systems Design and Implementation (NSDI 19)*, pages 531–548, 2019.
- [48] Stephen Ibanez, Gianni Antichi, Gordon Brebner, and Nick McKeown. Event-driven packet processing. In *Proceedings of the 18th ACM Workshop on Hot Topics in Networks*, pages 133–140, 2019.
- [49] Akshay Narayan, Frank Cangialosi, Deepti Raghavan, Prateesh Goyal, Srinivas Narayana, Radhika Mittal, Mohammad Alizadeh, and Hari Balakrishnan. Restructuring endpoint congestion control. In *Proceedings of the 2018 Conference of the ACM Special Interest Group on Data Communication*, pages 30–43, 2018.
- [50] Eddie Kohler, M Frans Kaashoek, and David R Montgomery. A readable tcp in the prolac protocol language. In *SIGCOMM*, 1999.
- [51] Serhat Arslan, Stephen Ibanez, Alex Mallery, Changhoon Kim, and Nick McKeown. Nanotransport: A low-latency, programmable transport layer for nics. In *Proceedings of the ACM SIGCOMM Symposium on SDN Research (SOSR)*, SOSR ’21, page 13–26, New York, NY, USA, 2021. Association for Computing Machinery.
- [52] AMD Vitis HLS. <https://www.amd.com/en/products/software/adaptive-socs-and-fpgas/vitis/vitis-hls.html>. Accessed: September 2025.
- [53] Bojie Li, Kun Tan, Layong (Larry) Luo, Yanqing Peng, Renqian Luo, Ningyi Xu, Yongqiang Xiong, Peng Cheng, and Enhong Chen. Clicknp: Highly flexible and high performance network processing with reconfigurable hardware. In *Proceedings of the 2016 ACM SIGCOMM Conference, SIGCOMM ’16*, page 1–14, New York, NY, USA, 2016. Association for Computing Machinery.

## A Other TINF Instructions

**“One-time” scheduling instructions.** To specify its scheduling capabilities, the target describes its available *scheduling blocks* in an TINF target file (akin to P4 architecture files). A scheduling block consists of a (configurable) number of queues and the scheduling policy mediating between them, and is expected to generate one stream of packets as outputs. The target will also specify if the scheduling blocks can be composed together by connecting the output of one block into one input queue of another. Scheduling blocks can be instantiated and composed together by the protocol developer and the result is communicated to the target *once* during deployment via `register_pkt_sched(sched_policy)`.

Specifically, a scheduling block of type  $S$  can be instantiated with `new_sched_block( $S$ ,  $queue\_cnt$ ,  $params...$ )`, where  $queue\_cnt$  is the number of queues in that scheduling block and  $params$  are the specific scheduling parameters for that block like priorities or weights.  $queue\_cnt$  can be a concrete number, within the bounds specified by the target, or `PER_FLOW` to ask the target to create per-flow queues if supported<sup>1</sup>. In the latter case, the header fields used to distinguish

<sup>1</sup>Scheduling blocks with per-connection flows cannot be downstream of other scheduling blocks in composition.

individual flows (e.g., 4-tuple in TCP) should be provided as another parameter.

**Run-time scheduling instructions.** Suppose a packet scheduler has been configured using the interface described above. At run-time, event processors can specify which queue the packets generated from a packet blueprint should go to in the *pkt\_gen* instruction. If supported by the target, programs can also issue instructions to adjust scheduling parameters, such as the rate for rate limiters (e.g., for congestion control), or priorities at run-time using *set\_queue\_rate(qid, rate)* and *set\_queue\_prio(qid, prio)*, respectively.

**Timer instructions.** Timers are integral to many network protocols to ensure liveness and robustness in lossy environments. Transport protocols, in particular, use timers to recover from loss or to send periodic control messages to the other end of the connection. Different targets can have different ways of managing timers. For example, DPDK’s timer library requires an explicit function call (*rte\_timer\_manage*) to check the expiry of all timers local to a core and runs the callback functions for the expired ones. Other targets like the Linux Kernel and XDP [20] do not require that explicit call but XDP requires timers to be defined in eBPF maps. Some hardware targets may have different ways of dealing with timers depending on their interval [13]. To interact with the target for timer management, TINF programs specify the timers that need to be instantiated for each connection in its per-flow context with a unique ID. At run-time, they use instructions such as *timer\_start(tid, dur)*, *timer\_restart(tid, dur)* and *timer\_stop(tid)* to (re)start timer *tid* with duration *dur* or stop it. The program will be notified of timer expiry through timer events with the timer id, and the corresponding registered event processing chains will be executed.

**Event scheduling.** Since the transport layer can receive events from concurrent event streams (e.g., the network, applications, and timers) and for multiple concurrent flows, there can be several events waiting to be processed at any time. The extent to which TINF programmers can influence event scheduling depends on the target. That is, similar to packet scheduling (§4.3), the target can expose event scheduling blocks and allow developers to instantiate and compose them, and convey the result to the target via *register\_ev\_sched*.

**Other.** *flush\_and\_notify* (§4.1) is particularly used to notify applications about newly available data at their requested memory location. TINF programs can use the *notify* instructions to send other signals (e.g., completion signals in RDMA) to the application as well if needed. Moreover, the TINF programs can use the *new\_ctx* instruction to ask the target to allocate and initialize state for the flow (e.g., after the connection setup), and *del\_ctx* to inform the target they are done with a flow (e.g., after connection tear-down).

## B More on TINF-Compliant Targets

**Deploying TINF programs.** Most of the heavy lifting in deploying an TINF-compliant target is in implementing the

API, especially the output instructions, which also abstract away most of the complexity (e.g., packet I/O, memory management, etc.). Once the API is implemented, we expect a light-weight compiler to be able to configure a target, especially software ones. Specifically, a compiler would use the initial one-time *register* API calls in the TINF program to generate proper configurations for parsing and packet scheduling, augment packet generation code to update headers according to segmentation rules, and generate the set of variables that should be maintained in the target’s data structures for flow contexts. For event processing chains, we expect the translation to mostly include simple transformations such as replacing output instructions with their corresponding implementation in the target.

**Executing event processing.** The event processing is described in a constrained C-like language. Given that C-like languages are commonly used to create high-performance system software, we do not anticipate problems for software targets executing TINF programs. For hardware targets, high-level synthesis (HLS) [52] has shown promising results in creating efficient pipelines for C-like programs, especially when they are structured as a combination of smaller modules [53] like they are in TINF. Expanding prior work on hardware transport [13] to execute TINF programs is part of our future work.

**Executing instructions.** TINF’s high-level event processing chains “collect” the sequence of generated instructions in response to an event and return them as output (§5) as opposed to directly calling them inline. This was an intentional decision to provide targets with the utmost flexibility in how and when to run the resulting instruction sequence, e.g., as new instructions are added to it during processing of the event (§7.1), or all in one go afterwards. In fact, the protocol’s and target’s state are cleanly separated from each other by the protocol-target interface. So, the side effects of instructions will not affect the protocol’s state if the target chooses to go with the former. For TINF-DPDK, we insert code for executing instructions right when they are generated.

**Partial support.** Even if a target cannot support the full interface (e.g., does not support nested packet blueprints) or language constructs (e.g., does not support bounded for-loops or sliding windows), TINF can still be used to re-program its transport layer within the target’s capabilities. We envision the target to specify what it supports in an TINF “target file” (akin to P4 architecture files), and a compiler can check, when deploying an TINF program, if it is compatible.

### B.1 Other TINF-DPDK details

mTCP’s send buffer uses a consecutive array of bytes to implement a ring buffer. It keeps a pointer to the beginning of the array and another pointer to where the current head is. The array pointer does not change after initialization but the head pointer is moved forward when data is removed from the buffer (e.g., after an ack arrives). Suppose the head is in

the middle of the array, and we want to add data to the buffer. If the length of the data is less than the remaining spaces left until the end of the *array*, mTCP copies the current data from the head to the beginning of the array, and then continues to add data after the new tail. That is, the tail never wraps around. This will break the optimization we discussed in §7.1. We could calculate the blueprint payload pointer in an event processor, but by the time the packet generator creates the payload, the data could have moved. So, to reuse it in TINF-DPDK, we modify mTCP’s send buffer to act as a “true” ring, where data is not moved but head and tail pointers keep wrapping around.

## B.2 Other TINF-XDP details

**Event processor code to eBPF.** eBPF programs are typically written in C, compiled to eBPF bytecode, and verified and loaded in the kernel. While TINF’s event processing functions are constrained C-like, translating them to C code acceptable by the eBPF verifier may not always be as straightforward as TINF-DPDK due to the constraints imposed by the eBPF verifier on loops, stack size, and memory accesses. As such, while TINF’s C-like language lowered the barrier for plugging in the event processors into the XDP target, one may need to take extra care to fit within eBPF’s constraints. For example, we ran into a few stack size issues when deploying Homa event processors in XDP that issued instructions for instantiating the context (e.g., on the first packet of an RPC request or response), which were easily resolved with dedicated function calls. Overall, we did not run into significant issues while doing this manually for our example protocols, and we attribute that to the constraints in TINF event processors on loops and data structures. We leave the exploration of general automated compilation techniques from TINF to XDP to future work.

**Packet blueprints with payload generated from XDP (retransmissions).** Recall that event processors for network events mostly run in the regular XDP hook. Sometimes, they may need to generate blueprints with payloads. For example, in TCP, event processors may want to retransmit data after triple duplicate ACKs. The detection of the triple duplicate ACK happens in the data path in the regular XDP hook, where the received packet is parsed and its header values are used to evaluate whether it is a duplicate or not. When the third duplicate ACK arrives, fast retransmit is triggered, updating context, causing a packet blueprint to be generated, and calling `pkt_gen` to start regenerating packets from the last unacknowledged sequence number.

Meanwhile, in TINF-XDP, the information contained in the blueprint and function calls is translated into metadata that is redirected to the user-space’s data path. With this metadata, the user-space resegments the relevant data, and sends the resulting segments to XDP-EGRESS. The segments will carry the event ID that triggered retransmission to XDP-EGRESS. Similar to what is described in §7.2, the first segment carries

relevant metadata and the blueprint. XDP-EGRESS keeps the blueprint in an eBPF map and can populate headers for subsequent data segments accordingly.

**Packet blueprints with payload triggered by timeout (retransmissions).** In these cases, TINF-XDP follows the same idea as eTran. Recall from §7.2 that timers are handled in the control path thread in user-space, the flow’s context is in XDP, and the data segmentation and packet generation are done in the user-space data path thread. When a timeout happens, the control path creates a dummy packet with event metadata and transfers it to XDP-EGRESS. In XDP-EGRESS, the packet (event) will trigger the execution of event processors, which in turn, create a packet blueprint for retransmission and issue `pkt_gen`. `pkt_gen` issued from XDP-EGRESS results in the dummy packet getting redirected to the user-space data path. The user-space data path does the segmentation of the relevant data for the payload of retransmission, and sends the resulting data segment(s) to XDP-EGRESS. Similar to what is described above and in §7.2, data segments will carry event ID so the XDP-EGRESS can properly handle them.

**Sorted lists.** To represent the sorted lists, we reused the optimized red-black tree data structure in eTran. One example of when these lists are used in TINF are in the grant decision stage of the Homa protocol. One list holds nodes for all RPCs, while the second holds the RPCs of highest priority for each peer. We add nodes to the list as RPCs arrive and search through them to decide which RPC should get credits next. The list operations are mapped to the red-black tree operations (adding nodes, search, etc.).



## C TINF program code snippets

This is a collection of code snippets for the TINF TCP program, including event and context declaration, parsers, dispatcher, and some event processors, and how various components can be registered. See [26] for full programs.

```
1
2 /***** event decalarations *****/
3
4 event tcp_send : APP_EVENT {
5     uint32 data_size;
6     ...
7 }
8
9 event tcp_recv: APP_EVENT {
10     uint32 data_size;
11     addr_t user_buf_addr;
12     ...
13 }
14
15 ...
16
17 event tcp_ack : NET_EVENT {
18     uint32 ack_seq;
19     uint32 rwnd_size;
20     uint32 seq;
21     tcp_opt_timestamp ts;
22     ...
23 }
24
25 event tcp_data_pkt: NET_EVENT {
26     uint32 data_len;
27     uint32 seq_num;
28     addr_t hold_addr;
29     ...
30 }
31
32
33 /***** Context and other structs *****/
34
35 context tcp_listen_context {
36     uint32 local_ip;
37     uint32 local_port;
38     uint8 state;
39     uint32 pending_cap;
40     list<accept_res> pending;
41     ...
42 }
43
44 context tcp_context {
45     uint32 remote_ip;
46     uint32 local_ip;
47     uint16 remote_port;
48     uint16 local_port;
49     bool remote_sack_permit;
50
51     uint8 state;
52     uint32 SMSS;
53     uint32 eff_SMSS;
54
55     // sender vars
56     uint32 init_seq;
57     uint32 last_ack = 429496729;
58     uint8 duplicate_acks = 0;
59     uint32 flightsize_dupl = 0;
60     uint32 ssthresh = 0;
61     uint32 cwnd_size = 3 * SMSS;
62     uint8 wscale = 7;
63 }
```

```

64     uint32 RTO = ONE_SEC;
65     int64 SRTT = 0;
66     uint32 RTTVAR = 0;
67     bool first_rto = 1;
68
69     uint32 send_una = 0;
70     uint32 send_next = 0;
71     uint32 data_end = 0;
72     uint32 remote_wscale = 0;
73     uint32 last_rwnd_size = 16959;
74     uint32 lwu_seq;
75     uint32 lwu_ack;
76
77     bool first_send_req = true;
78
79     uint32 num_rtx = 0;
80     uint32 max_num_rtx = 0;
81     ...
82
83     // receiver vars
84     uint32 rcv_init_seq;
85     uint32 rwnd_size;
86     uint32 rcv_next;
87     uint32 last_flushed;
88     bool first_data_rcvd = true;
89
90     timer_t ack_timeout;
91
92     sliding_wnd meta_rwnd;
93     buffer_id_t bid;
94     ...
95
96     // timestamps
97     uint32 ts_recent;
98     uint32 ts_lastack_rcvd;
99     uint32 ts_last_ts_upd;
100    ...
101 }
102
103 scratchpad_t tcp_scratch {
104     bool change_cwnd;
105     bool skip_ack_eps;
106     ...
107 }
108
109 /***** blueprint *****/
110 opt_t tcp_opt_mss {
111     uint8 kind = 2;
112     uint8 len = 4;
113     uint32 value;
114 }
115
116 opt_t tcp_opt_sack_permit {
117     uint8 kind = 4;
118     uint8 len = 2;
119     uint16 value;
120 }
121
122 ...
123
124 opt_union tcp_opt_type{
125     tcp_opt_mss,
126     tcp_opt_sack_permit,
127     tcp_opt_timestamp,
128     tcp_opt_wscale,
129     tcp_opt_nop
130 }
131

```

```

132 opt_list tcp_options {
133     uint32 len = data_offset - 20;
134     uint32 type_select = 8;
135     list<tcp_opt_type> opts;
136 }
137
138 pkt_bp TCPBP{
139     uint16 src_port;
140     uint16 dst_port;
141     uint32 seq_no;
142     uint32 ack_seq;
143     ...
144     checksum16_t checksum;
145     uint16 urg_ptr;
146     data_t data;
147     tcp_options tcp_opts;
148 }
149
150 net_header IPheader {
151     ...
152     uint32 src_ip;
153     uint32 dst_ip;
154 }
155
156 /***** parser *****/
157
158 list<event_t> parse_net_packet(pkt_t p, IPheader i) {
159     list<event_t> out;
160     TCPBP pkt_bp;
161     p.extract(pkt_bp);
162
163     if (i.tot_len < ((i->hdr_len + pkt_bp.data_offset) << 2)) return;
164
165     if (pkt_bp.is_syn && !pkt_bp.is_ack){
166         tcp_syn ev;
167         ev.remote_ip = i.src_ip;
168         ev.remote_port = pkt_bp.src_port;
169         ev.init_seq = pkt_bp.seq_no;
170         ev.rwnd_size = pkt_bp.rwnd_size;
171         ev.sack_permit = op_list[tcp_opt_sack_permit].valid();
172         ev.mss_valid = opt_list[tcp_opt_mss].valid();
173         if (ev.mss_valid){
174             ev.mss = op_list[tcp_opt_mss].value;
175         }
176         ev.wscale_valid = opt_list[tcp_opt_wscale].valid();
177         if (ev.wscale_valid){
178             ev.wscale = op_list[tcp_opt_wscale].value;
179         }
180
181         // To look up shared listen context, only for SYN
182         flow_id id(i.dst_ip, p.dst_port);
183         set_flow_id(ev, id);
184         out.add(event);
185         return out
186     }
187
188     // for all other events
189     flow_id id(i.src_ip, i.dst_ip, p.src_port, p.dst_port);
190     if(pkt_bp.data.len > 0) {
191         tcp_data_pkt ev;
192         ev.seq_num = pkt_bp.seq_no;
193         ev.hold_addr = pkt_bp.data.addr;
194         ev.data_len = len(pkt_bp.data);
195         ...
196         set_flow_id(event, id);
197         out.add(event);
198     }
199     if(pkt_bp.is_ack) {

```



```

200     tcp_ack ev;
201     ev.ack_seq = pkt_bp.ack_seq;
202     ev.rwnd_size = pkt_bp.rwnd_size;
203     ...
204     set_flow_id(event, id);
205     out.add(event);
206 }
207 ...
208 return out;
209 }
210
211 ....
212
213 /**** Dispatcher *****/
214
215 dispatch tcp_dispatch {
216     tcp_connect  -> {connect_ep};
217     tcp_send     -> {record_data, gen_seg};
218     tcp_rcv      -> {flush_data};
219     ...
220     tcp_ack      -> {rto, cong_ctrl,
221                     fast_retransmit, gen_seg};
222     tcp_data_pkt -> {proc_rcv, send_ack};
223     tcp_timeout  -> {proc_timeout};
224 }
225
226
227 /***** event processors *****/
228
229 list<instr_t> gen_seg(tcp_ctx ctx, tcp_scratch s) {
230     list<instr_t> out;
231     if (ctx.state != ESTABLISHED_ST) return out;
232
233     if (ctx.first_send_req){
234         instr_t instr = new_tx_ordered_data(INF, get_flow_id(ev));
235         ctx.first_send_req = false;
236         out.add(instr);
237     }
238
239     ctx.data_end = ctx.data_end + ev.data_size;
240     instr_t instr = add_tx_data_seg();
241
242     uint32 data_rest = ctx.data_end - ctx.send_next;
243     uint32 effective_window = ctx.cwnd_size;
244     if(effective_window > ctx.last_rwnd_size)
245         effective_window = ctx.last_rwnd_size;
246
247     uint32 bytes_to_send = 0;
248
249     if(ctx.send_una + effective_window < ctx.send_next)
250         return;
251     else {
252         uint32 window_avail = 0;
253         if (ctx.send_una + effective_window > ctx.send_next)
254             window_avail = ctx.send_una + effective_window - ctx.send_next;
255
256         if(data_rest < window_avail)
257             bytes_to_send = data_rest;
258         else
259             bytes_to_send = window_avail;
260     }
261
262     if (bytes_to_send <= 0) return;
263
264     // create packet blueprint (bp)
265     TCPBP bp;
266     // set TCP header fields
267     bp.src_port = ctx.src_port;

```

```

268 bp.dest_port = ctx.dest_port;
269 bp.seq_num = ctx.send_next;
270 bp.is_ack = 0;
271 bp.checksum = CRC16_t([...]);
272 addr_t addr = ctx.buf_addr + ctx.send_next - ctx.init_seq;
273 // seg rule 1 is registered as [TCPBP::seq_num, ctx.send_next, prev.hdr.seq_no + prev.payload_len]
274 bp.data = unseg_data(addr, bytes_to_send, SMSS, 1);
275
276 instr_t instr = pkt_gen_instr(ctx.local_ip, ctx.remote_ip, bp);
277 out.add(instr);
278
279 ctx.send_next = ctx.send_next + bytes_to_send;
280
281 instr_t instr = timer_start_instr(ctx.ack_timeout, nanoseconds(ctx.RTO));
282 out.add(instr);
283
284 return out;
285 }
286
287 list<instr_t> proc_rcv(tcp_data_pkt ev, tcp_context ctx, tcp_scratch scratch) {
288     list<instr_t> out;
289
290     if (ctx.first_data_rcvd){
291         instr_t instr = new_rx_ordered_data(INF, get_flow_id(ev));
292         ctx.first_data_rcvd = false;
293         out.add(instr);
294     }
295
296     if((ctx.rwnd_size == 0 && ev.data_len > 0)
297         (ev.seq_num > ctx.rcv_next + ctx.rwnd_size)
298         (ev.seq_num + ev.data_len - 1 < ctx.rcv_next))
299         return;
300
301     uint32 data_end = ev.seq_num + ev.data_len;
302
303     // update sliding window
304     ctx.meta_rwnd.set(ev.seq_num, data_end);
305     ctx.meta_rwnd.slide();
306     ctx.rcv_next = ctx.meta_rwnd.head();
307
308     instr_t instr = add_data_seg(ev.hold_addr, ev.data_len, get_flow_id(ev), ev.seq_num - ctx.
309         rcv_init_seq);
310     out.add(instr);
311
312     return out;
313 }
314 // other event processors
315 ...
316
317 /***** deploy *****/
318
319 deploy {
320     register_ep_chains(tcp_dispatch);
321     register_ctx_spec(tcp_listen_context, ...);
322     register_ctx_spec(tcp_context, ...);
323     register_ev_parser(parse_net_packet);
324     ...
325 }
326 }

```