

XenoFlow: How Fast Can a SmartNIC-Based DNS Load Balancer Run?

An Evaluation of DOCA Flow on the Nvidia BlueField-3

Max Schrötter^a, Sten Heimbrodt^a, Bettina Schnor^a

^aUniversity of Potsdam, An der Bahn 2, 14476, Potsdam, Germany

Abstract

With the advent of programmable network hardware, more and more functionality can be moved from software running on general purpose CPUs to the NIC. Early NICs only allowed offloading fixed functions like checksum computation. Recent NICs like the Nvidia Bluefield-3 allow a fully programmable dataplane. In this paper, we present our first steps towards a load balancer named XenoFlow running on the Bluefield-3. Furthermore, we show the capabilities and limitations of the Bluefield-3 eSwitch. Our results show that the Bluefield-3 will not achieve line rate with only 2 entries in a Flow Pipe. However, we also show the advantages of hardware offloading on the NIC and being closer to the network. With XenoFlow, we achieve an 44% lower latency compared to a comparable eBPF-based load balancer running on the host. Furthermore, XenoFlow achieves this low latency even under high load.

1. Introduction

Load balancers are a core component in modern data centers. They distribute the traffic to multiple servers, which allows scaling services beyond the capacity of a single node. Load balancers can distribute traffic based on information of different layers of the OSI model. For this work, we focus on Layer 3/Layer 4 load balancers, which distribute traffic based on the IP and TCP/UDP headers. Since most services store stateful information, per-connection consistency (PCC) [1] is a core requirement of load balancers.

Historically, L4 load balancers were implemented in software in user space [2] or kernel space [3]. Since the general purpose Linux network stack limits the performance of load balancers, previous work has moved load balancers into user space with bypassing the Linux network stack using DPDK [4] or similar [5, 6]. With the introduction of eBPF & XDP [7], it became possible to implement L4 load balancers before packets are processed by the Linux network stack. Katran [8] is a well-known example of such an eBPF-based L4 load balancer, which is

implemented in a few hundred lines of C code inside the linux kernel eBPF virtual machine. While this approach is very efficient, it still uses the CPU for processing packets and copies packets up to main memory and back to the NIC.

To achieve higher throughput, the SilkRoad [9] project moved a L4 load balancer closer to the network and offloaded the load balancer to a programmable switch in the network path. The authors demonstrate that this still requires software components in the data center to achieve per-connection consistency.

This paper investigates first steps towards a L3 load balancer called XenoFlow running on the Nvidia Bluefield-3 SmartNIC. While there has been work implementing L7 and L4 load balancers on the Bluefield-3 [10–12] to our knowledge, all of them still run partially on the general purpose ARM cores of the Bluefield-3 limiting the performance.

Nvidia advertises the Bluefield-3 as 400 Gbit/s *infrastructure compute platform* with its NIC-Subsystem (DPA + eSwitch) accelerating data path at line rate [13, 14]. While Chen et al. [15] have already shown that the Bluefield-3 DPA will not achieve line rate for just sending or receiving 64 byte packets, this has not been investigated for the eSwitch.

Here we present the results of our first steps on

Email addresses: max.schroetter@uni-potsdam.de (Max Schrötter), sten.heimbrodt@uni-potsdam.de (Sten Heimbrodt), schnor@cs.uni-potsdam.de (Bettina Schnor)

the Bluefield-3 which answer the following research question:

1. **RQ1:** Can we implement a simple load balancer using the Bluefield DOCA Flow API?
2. **RQ2:** Do DOCA Flow applications process with zero overhead, i.e. do no packets get dropped below the maximum throughput?
3. **RQ3:** Can the BlueField-3 achieve line rate with a load balancer implemented using the DOCA Flow API?
4. **RQ4:** How does our load balancer affect the end to end latency?
5. **RQ5:** How does load effect the performance of the load balancer?

The paper is organized as follows: First we review related work, followed by a description of the relevant hardware components and the software stack of the Bluefield-3. Then we present our design and implementation of *XenoFlow* in Section 4 and show our preliminary performance results in Section 5. Finally, we discuss the open challenges and future work.

2. Related Work

This section discusses related work regarding the Bluefield SmartNIC.

Liu et al. [16] have compared the performance of the BlueField-2 ARM cores against 12 different x86 and 2 ARM servers. All servers had similar core counts and clock speeds. They found that the performance capability of the BlueField-2 lacks behind the x86 servers, except for workloads the BlueField-2 has accelerators for, like e.g. the linux cryptography API `af-alg`. Furthermore, they found that the ARM cores could not saturate the bandwidth of the 100 Gbit/s NIC using `pktgen`.

Michalowicz et al. [11] have compared the Bluefield-2 and the Bluefield-3 from the HPC perspective. The authors measure the inter DPU latency and bandwidth running the OSU-Benchmarks utilizing the MVAPICH MPI library on the DPUs. The inter-DPU benchmarks show an up to $1.78\times$ better latency and $1.5\times$ better network bandwidth of the Bluefield-3 compared to the Bluefield-2. The authors attribute this to the increased bandwidth of the Bluefield 3. However, the reached bandwidth is below 10 GB/s even for 16KiB messages.

In the context of applications with a DPU-aware MPI library, the authors showed minor improvements for a modified P3DFFT application compared to the host system.

With the introduction of the Bluefield-3, Nvidia introduced a datapath accelerator (DPA) which they characterize as “having many execution units that can work in parallel to overcome latency issues (such as access to host memory) and provide an overall higher throughput” [14]. However, Chen et al. [15] have shown that the DPA cores are much wimpier than the ARM and host cores. Furthermore, if packet size becomes larger than 1KB the DPA must rely on the slower ARM/host memory to achieve line rate. In the experiments, the DPA did not achieve the network throughput of the ARM or host cores for any packet size. However, in latency critical applications like clock synchronization the DPA achieved a 2 x lower time uncertainty bound than the ARM/host cores. Also, the Authors derive suggestions from their experiments how to improve the DPA design: “Directly attach a memory to the DPA” and “Equip DPA with a more powerful cache”.

Cui et al. [12, 17] present a L7 load balancer called Laconic for the BlueField-2. The request parsing logic executed on the ARM cores of the DPU. Because the authors measured a rule insertion latency of up to $305\mu s$ they decided to offload only the rewriting of reply packets from large flows to the eSwitch. Smaller flows are completely processed on the ARM cores limiting the performance for small flows. For flows of 4 MB or more, Laconic outperforms the x86-based nginx load balancer. This shows the power of the Bluefield eSwitch for packet rewriting.

3. The Bluefield-3

Here we present the hardware features and the software API of the Bluefield-3, especially the ones which are interesting for the implementation of *XenoFlow*.

3.1. Hardware Features

The Bluefield-3 consists of the following components as shown in Figure 1:

1. 16 ARM Cores running Linux (off-path),
2. Off-Path Accelerators, sometimes also called lookaside accelerators: AES-GCM, Decompression, etc.,

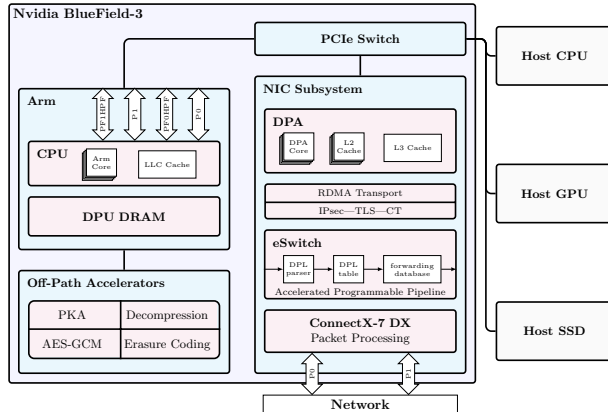


Figure 1: Architecture of the Nvidia Bluefield-3 DPU.

3. The Accelerated Programmable Pipeline (APP) consisting of 64–128 packet processing cores (on-path), and
4. The Data-Path Accelerator (DPA) consisting of 16 hyperthreaded I/O and Packet Processing Cores [18] (on-path).

While the APP and DPA cores are on-path, meaning they process every packet in the default data path, the ARM cores and the lookaside accelerators are off-path. They only process a packet if the data plane forwards the packet to them.

As described in Section 2 there has been multiple work deploying load balancers to the Bluefield-3 ARM cores and the DPA. This work focuses on implementing a load balancer on the Accelerated Programmable Pipeline using the DOCA Flow API (see Section 3.2).

While the Nvidia documentation specifies that APP consists of 64–128 packet processing cores, there are no more details describing the kind of cores or their capabilities. However, Nvidia’s marketing material promises packet processing at line rate [13, 14]. Furthermore, when looking at the physical Bluefield-3 hardware, only the dies for the ARM cores and the DPA are visible. This makes it necessary to rely on benchmarking to determine the capabilities of the packet processing cores.

Although the DOCA Flow API documentation never mentions the APP, it states that the created rules are executed on the eSwitch. Since “modern network controllers have a complex embedded switch” [19] the eSwitch is probably the Accelerated Programmable Pipeline (APP) consisting of the 64–128 packet processing cores. An eSwitch is

configured and controlled by the Physical Function driver (PF driver) per-port on the Ethernet controller [19].

Furthermore, the DOCA Flow API never clearly states the capabilities of the eSwitch as depicted in Figure 1. We assume that the limitations of ASAP² [20, 21] (e.g. 15 groups, 256K entries per group), which is used for hardware offloading Open vSwitch (OVS) rules to the eSwitch, will probably also apply to the DOCA Flow API. Rules and pipelines are offloaded to the eSwitch via GRPC from the host.

An overview of the compute components of the ARM, DPA and Host cores in our system can be found in Table 1.

3.2. Software Stack for APP

DOCA is a collection of libraries and APIs to access the hardware features of the Bluefield ecosystem. In this ecosystem, the eSwitch is programmable via multiple APIs:

- DOCA Flow API: This is the main API to configure the eSwitch and offload rules to it. It is used to create pipelines, tables, and rules.
- OVS: The Open vSwitch (OVS) is a software switch that can be used to manage the eSwitch. It uses the DOCA Flow API to offload rules to the eSwitch.

For this work, we need a combination of the DOCA Flow API and OVS to control the eSwitch.

The core building block of the DOCA Flow API are *Pipes*. A Flow Pipe is a software template for a flow table.² There is one root pipe which acts as entry point for each packet. A pipe specifies which packets to match on, which actions can be performed on them, and where the packet can be forwarded. For each pipe, multiple forwards can be defined if the packet matches, and one if the packet does not match the *match* filter. Forwards can include forwarding packets to other pipes, allowing one to build a tree of pipes. Furthermore, packets can be forwarded to the ARM cores using Receive Side Scaling (RSS), to a different port, or can be dropped. However, a pipe is just a template for specifying the capabilities of its entries. Entries are

¹measured using `perf`

²Introduction to Developing Applications with Nvidia DOCA on BlueField DPUs, 2022 (<https://www.youtube.com/watch?v=H7T-ys4FTqI>)

Table 1: Compute Components of the Bluefield-3 DPU.

Resource	Host	ARM	DPA
CPU	2 × Intel Xeon Silver 4514Y	ARMv8.2+ A78 Hercules	RISC-V RV64IMAC(B)-USM
Cores	2 × 16	16	16
Threads	2 × 32	32	256
Frequency	3.4 GHz	2.0 GHz ¹	1.8 GHz
RAM	128 GB	32 GB	
L1D Cache	2 × 16 × 48 KB	16 × 64 KB	256 × 1 KB
L1I Cache	2 × 16 × 32 KB	16 × 64 KB	8 KB
L2 Cache	2 × 16 × 2 MB	16 × 512 KB	1.5 MB
L3 Cache	2 × 30 MB	16 MB	3 MB

the actual rules that are offloaded to the eSwitch. There are two ways to define *matches* and *actions* of a pipe and its entries:

- constant: The match criteria and actions are defined by the pipe itself and are constant for all entries of the pipe.
- variable: The match criteria and actions are defined by each entry of the pipe and can differ between entries. This requires the pipe match value to be set to all ones.

Furthermore, both can be defined

- explicitly: The match criteria and actions define a mask, setting the bits that should be compared to or be changed, to 1. The match value then defines the values of those bits.
- implicitly: The mask is set to NULL and all bits of the field are compared or set to the value.

For example, if one wants to distribute packets to two backends based on the last bit of the source IP address, the match needs to be defined as an explicit variable match. The pipe match value for the source IP address needs to be set to 0xFFFFFFFF and the match mask to 0x00000001. While the first entry’s value is set to 0x00000000, the second entry’s value is set to 0x00000001. This way the first entry matches all packets with an even source IP address and the second entry matches all packets with an odd source IP address. The same concept applies to actions.

During DOCA Flow API initialization, one of the following pipe modes [22] can be selected: *vnf*, *switch* or *remote-vnf* mode. These modes set the capabilities where packets can be forwarded to and

predefine the miss forward. In virtual network function (*vnf*) mode packets arriving at one port are processed and can be sent out on another port. Furthermore, packets missed by the *match* filter are sent to ARM³. The *switch* mode is for internal switching and allows forwarding to uplink representor ports only. In the *remote-vnf* mode the DOCA Flow app is executed on the host. Packets missing the filter are forwarded to the host which in turn can set up new rules via GRPC on the Bluefield.

For our use case we use the *vnf* since we want to modify packets, change its destination depending on the backend, and send it out on another port.

Packet modifications beyond the L4 headers, as well as arbitrary writes to these headers, are not supported. All modifications must be statically defined within a single action. However, since pipelines can be chained, more complex modifications can be realized by storing intermediate results in packet metadata. Moreover, DOCA Flow provides additional functionality, such as the computation of checksums through specialized pipelines. If further processing is required, the packet must be forwarded to the ARM or DPA cores for continued processing.

4. Design and Implementation of XenoFlow

In our approach implementing an L3 load balancer on the eSwitch, we first focused on a basic prototype named XenoFlow. This prototype forwards packets by rewriting the destination MAC addresses using DOCA Flow. Because of the limited DOCA Flow documentation, we started by exploring the example applications provided by

³As we have seen in our experience

Nvidia [23]. All other undocumented features were explored by trial and error.

4.1. XenoFlow 0.1

XenoFlow’s main classification criterion is the IPv4 source address from the header of the incoming IP packet. That source address is, if not modified, the corresponding address of the actual sender. In our prototype, we assume that the IP address space exhibits sufficient randomness, such that the source IP address can serve as a classification criterion for partitioning flows into equally sized classes, which are subsequently distributed across a predefined number of backends. This classification criterion also corresponds with the capacities of the eSwitch, which only allows matches and modifications on the fixed length parts of a packet. This boils down to the fact that most hardware accelerators heavily incorporate the usage of ASICs.

For our evaluation in Section 5 we used two backends. The load balancing algorithm is therefore reduced to the decision whether the IPv4 address is even or odd.

4.2. Implementation with DOCA Flow

The DOCA Flow library consists of header files and a closed source shared library object. The header files declare the data structures which are used to define rules that the actual hardware can apply to the incoming data. These data structures are then applied using C functions that map to the corresponding hardware functions of the ASIC.

XenoFlow uses a root pipe, which is by definition always the first pipe of an application, that contains a set of entries that directly correspond to the number of backends that are configured to process incoming traffic. The entries get packets from the pipe according to their match rules, as can be seen in Figure 2. These match rules evaluate the last bits of each packet’s IP source address field, using the implicit matching paradigm (see Section 3.2). Each of these entries changes the destination MAC address of the packet to the MAC address of the specific backend. Additionally, the entry changes the hardware output port to the second BlueField connector. In order to receive information about the current processing speed and the amount of processed data by XenoFlow, we applied a monitor data structure to each entry. These allow gathering information about the hardware’s current processing metrics. Two data points can be obtained:

- number of processed packets
- amount of processed data in bytes

From these metrics, we calculated the actual processing bandwidth by

$$\text{Bandwidth (in bit/s)} = \text{pps} * \text{data in bytes} * 8$$

In our experiments, we observed the behaviour that, even when we applied the rules for a simple input-output forwarding on the Bluefield, the traffic was extremely limited to about 100,000 packets per second with a bandwidth of about 1 Gbit/s. Additionally, we noticed that the packets were routed to an ARM Core of the Bluefield CPU. This was unexpected since it was never declared to handle packets on the CPU. After a deeper investigation, it turned out that Open vSwitch needed to be configured so that the traffic on the physical function (pf1hpf) needed to be manually routed to port-1. This was done by using the ovs-ctl cli tool with the following parameters:

```
ovs-ofctl -O OpenFlow12 add-flow ovsbr2 \
    ip,in_port=pf1hpf,actions=output:p1
```

5. Evaluation

We conducted three different experiments to evaluate the performance of the Bluefield Architecture with a simple DNS load balancing server. The core idea was to set up a high traffic DNS service where the ingress needs to be equally distributed among a defined set of backends with DNS servers running.

5.1. Description of Testbed

In order to make sure that the tests are not performance-limited by the actual implementation of a DNS server, we decided to create our own DNS server with a reduced feature set. A detailed overview of our testbed can be seen in Figure 3. The nodes fips2 and fips3 were used as backends. Fips5 is the load balancer equipped with the Bluefield-3. Requests were generated on fips4, which functions as the load generator running T-Rex [24]. For the latency experiments, another client (fips1) was used to send and receive the DNS requests so that the actual latency could be measured without any interference from other load on the CPU. The hardware specifications of fips1–4 can be seen in Table 2, and the specifications of fips5 and the Bluefield-3 were previously described in Table 1.

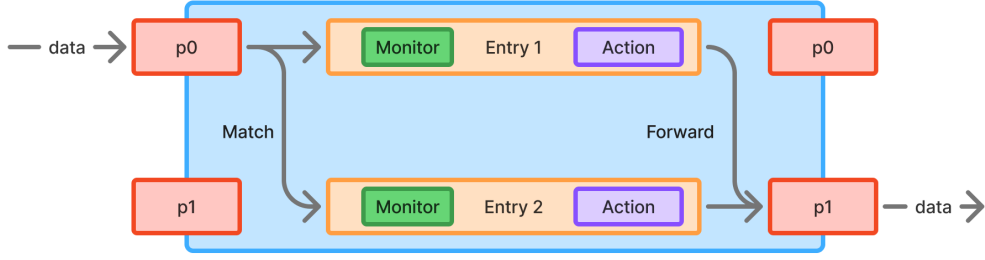


Figure 2: XenoFlow Root Pipe

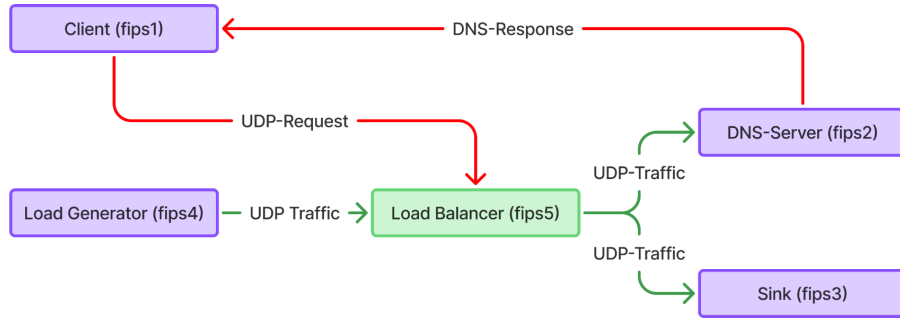


Figure 3: Load Balancer Setup

The hosts are connected with a 100 Gbit/s Nvidia MSN2100-CB2F switch.

All measurements were repeated at least three times, and the median values are shown in the following figures. The observed variation coefficient is below 0.08% for all measurements except Figure 7. For all measurements, we also verified that the requested load of the traffic generator was actually achieved using the interface’s hardware counters⁴.

5.2. RQ2: Do DOCA Flow applications process with zero overhead, i.e. do no packets get dropped below the maximum throughput?

As seen in Figure 4, the maximum packets per second of the Bluefield-3 is around 96.7 million for small packet sizes. It shall be noted that at a UDP payload size of exactly and above 23 bytes, the maximum throughput suddenly drops to 92.8 million packets per second. 23 bytes UDP Payload is equivalent to 65 bytes Ethernet packet size w/o frame

⁴`ethtool` was used to query hardware counters before and after the experiment.

Table 2: Compute Components of Servers fips1–4.

Resource	Host
CPU	Intel Xeon Silver 4314
Cores	16
Threads	32
Frequency	2.4 GHz
RAM	128 GB
L1D Cache	16 × 48 KB
L1I Cache	16 × 32 KB
L2 Cache	16 × 1.25 MB
L3 Cache	24 MB

checksum. This may be a hint that the Bluefield-3 eSwitch has an internal limitation at 64 bytes. All traffic that exceeds the possible 96.7 million packets/s for packets smaller than 23 bytes is getting dropped, as can be seen in Figure 5. Hence, the answer to RQ2 is: No, the Bluefield-3 drops small packets before the maximum throughput is reached.

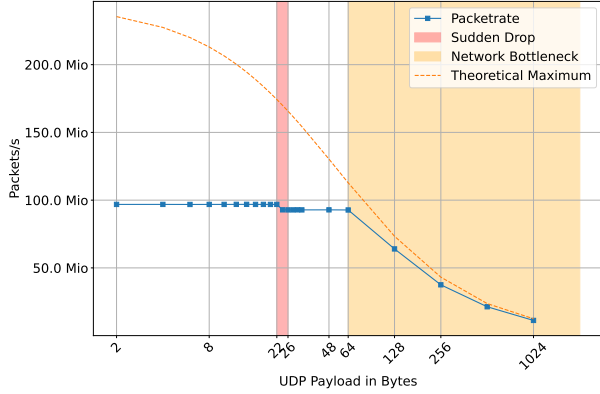


Figure 4: Throughput (pps) Measurements of XenoFlow

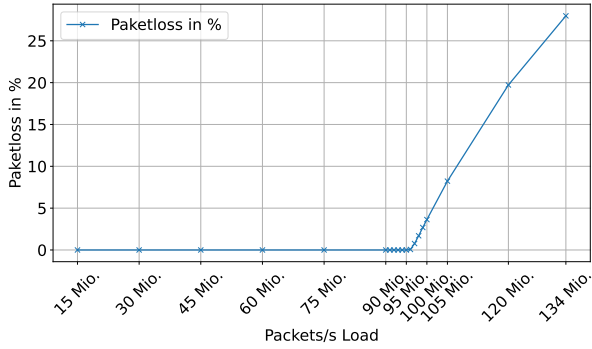


Figure 5: Packetloss Measurements of XenoFlow at UDP Payload Size of 22 Bytes.

5.3. *RQ3: Can the BlueField-3 achieve line rate with a load balancer implemented using the DOCA Flow API?*

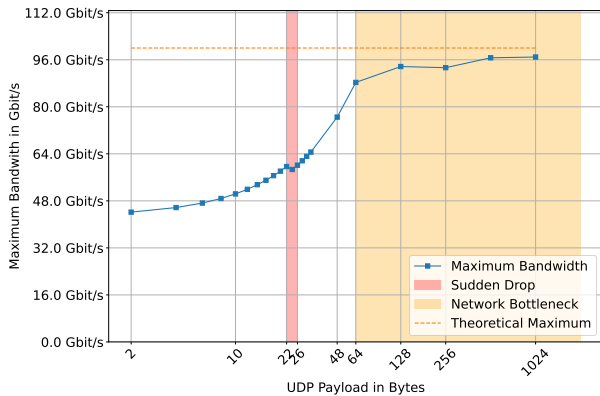


Figure 6: Bandwidth Measurements of XenoFlow

As stated by Nvidia, the Bluefield-3 is capable

of processing packets at line rate (400 Gbit/s) [14]. Even though the Bluefield-3 used for this evaluation has two 100 Gbit/s ports, the packet processing cores of the accelerated programmable pipeline are, to our knowledge, the same as in the 400 Gbit/s version. Hence, we expect to achieve 100 Gbit/s. Figure 6 illustrates that XenoFlow barely achieves line rate for UDP Payload beyond 1024 bytes. Given that the current version of XenoFlow inserts only two entries into the root pipeline, the figure in fact also quantifies the extent to which the Bluefield-3 falls short of the advertised line rate (indicated by the dotted red line). That said, the Bluefield 3 is not able to achieve line rate regardless of the actual size of the packets.

5.4. *RQ4: How does our load balancer affect the end to end latency?*

To measure the introduced latency by the load balancer XenoFlow in front of a service, we measured the round trip time of a DNS request. Since our baseline measurements without the load balancer and bind9 as DNS server showed a standard deviation of $35 \mu s$ a more stable backend with a lower variance and latency was needed. A DOCA Flow program rewriting the clients requests destination MAC address was used as backend. The results can be seen in Figure 7. We present the median and standard deviation of a total of 2700 measurements. We compared the added latency of XenoFlow to an equally simple eBPF variant, showing the advantage of hardware offloading and being closer to the network. While XenoFlow adds only about $5.2 \mu s$ of latency, the eBPF variant adds about $9.3 \mu s$ of latency. This is a 44% latency reduction. Compared to a default bind9 installation on Ubuntu 24.04 querying a local zone file with a round trip time of about $102 \mu s$ the additional overhead of XenoFlow load balancer is negligible.

5.5. *RQ5: How does load affect the performance of the load balancer?*

To investigate the effect of load on the latency, we conducted four experiments with different distributions of the traffic. In these experiments background load up to 90 Mpps was generated on fips4 using T-Rex. Fips1 was used as a measure node where the RTT was recorded. A packet sent by fips1 is distributed to fips2 by the load balancer and then forwarded back to fips1 by the eBPF service introduced in Section 5.4 (see Figures 3). The

results are shown in Figure 8. In the single end-point experiment we used only one backend (fips2). In the other experiments two backends (fips2 and fips3) were used. The notation x/y means that x% of the traffic was sent to fips2 and y% to fips3. For all measurements below 90 Mpps the latency stays constant. Only at 90 Mpps an increase in latency for the experiment where all traffic is sent to fips3 (sink) can be observed. However, a slight increase in latency can be observed for the other distributions, which suggests that the DOCA Flow API is not completely zero-overhead as suggested by Nvidia [14]. Overall, XenoFlow maintains a nearly constant and low-latency profile, even under high load.

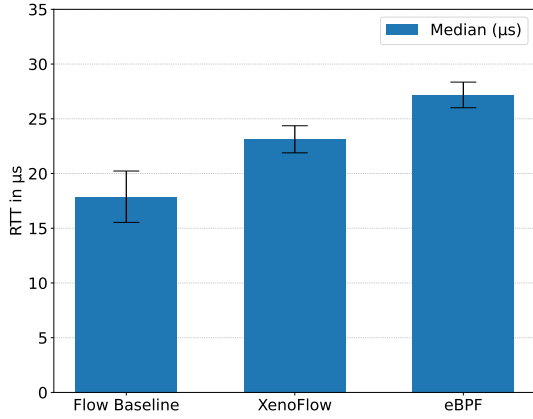


Figure 7: Latency Comparison

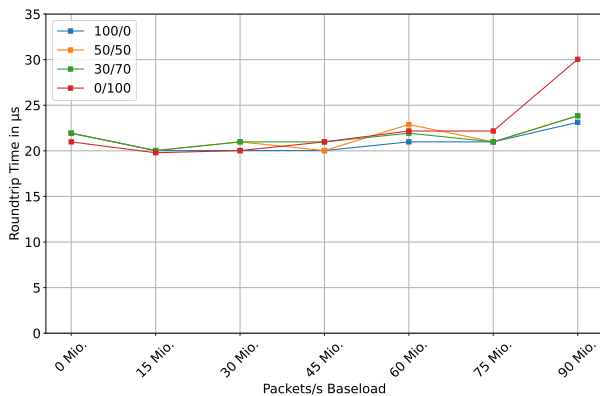


Figure 8: Latency under Load

6. Discussion

In the following, we discuss the research questions RQ1: Can we implement a simple load balancer using the Bluefield DOCA Flow API?

Our prototype XenoFlow clearly shows the potential of the Bluefield-3. Even though the Bluefield-3 is not able to achieve line rate for small packets, it still outperforms comparable eBPF implementations on the host. The intended simplicity of XenoFlow makes it currently incomparable to other load balancers like e.g. Katran. In future work, we plan to extend XenoFlow to a more feature-complete load balancer.

We successfully implemented a basic L3 load balancer capable of distributing UDP traffic among a predefined set of backends. The XenoFlow prototype can easily be extended to more backends by adding more entries with a specified filter mask and MAC address rewrite action. To address the issue of uneven distribution of traffic regarding its IPv4 source addresses, a hash-based distribution could be implemented by using a hash pipeline with the predefined hash functions of the DOCA Flow API. However, more complex forwarding strategies would require more complex hash functions like Maglev hashing [6] or a table storing the current mapping of clients to backends [1]. Although entries in a pipe could be used to store such mappings, the limited number of entries (probably 256K) and the slow update latency ($305\mu s$) [12] may render this approach impracticable. However, more research is needed to verify this assumption.

The Bluefield-3 also includes the DPA. More complex load balancing strategies could be implemented on the DPA cores to overcome the limitations of the eSwitch.

As an alternative to the DOCA Flow API, the DOCA Pipeline Language (DPL) [25] could be used to implement a load balancer. DPL is a domain-specific programming language based on the P4-16 language while introducing Nvidia-specific semantics and architecture tailored for the BlueField platform. There exists a DPL example that hashes the five-tuple of a packet and uses the resulting hash as source port [26]. However, a DPL implementation is restricted to the same capabilities of the eSwitch as the DOCA Flow API. Furthermore, the DPL compiler only supports a subset of the P4-16 language [25].

7. Conclusion

In this paper, we presented XenoFlow, a simple L3 load balancer implemented using the DOCA Flow API on the Bluefield-3 DPU. We showed the current performance capabilities and limitations of the Bluefield-3 and the DOCA Flow API. Our evaluation shows that the Bluefield-3 is not able to achieve line rate for small packets. However, with a 44% lower latency, XenoFlow still outperforms a comparable eBPF implementation on the host. Furthermore, XenoFlow achieves this low latency even under high load. The hybrid architecture of the Bluefield-3 makes it a promising platform to integrate more functionality into the DPU, e.g. an intrusion detection system or a firewall. However, more research is needed to determine the capabilities of the Bluefield-3 in a real world scenario.

The Nvidia DOCA documentation is sparse and rarely provides substantive assistance. Moreover, the publicly available documentation repeatedly references an internal API specification⁵, which is not accessible to external developers. The code-level documentation (restricted to header files, as the implementation is closed source) also lacks substance and appears to be largely auto-generated. Consequently, development that relies on features not covered by the sample applications is slow and error-prone.

References

- [1] Tom Barbette and Chen Tang and Haoran Yao and Dejan Kostić and Gerald Q. Maguire Jr. and Panagiotis Papadimitratos and Marco Chiesa, [A High-Speed Load-Balancer Design with Guaranteed Per-Connection-Consistency](#), in: 17th USENIX Symposium on Networked Systems Design and Implementation (NSDI 20), USENIX Association, Santa Clara, CA, 2020, pp. 667–683. URL <https://www.usenix.org/conference/nsdi20/presentation/barbette>
- [2] W. Tarreau. [HAProxy](#) [online, cited 2025-08-21].
- [3] Zhang, Wensong and others, Linux Virtual Server for Scalable Network Services, in: Ottawa Linux Symposium, Vol. 2000, 2000.
- [4] The Linux Foundation. [DPDK](#) [online, cited 2025-08-21].
- [5] iQiYi QLB. [DPVS](#) [online, cited 2025-08-21].
- [6] Eisenbud, Danielle E. and Yi, Cheng and Contavalli, Carlo and Smith, Cody and Kononov, Roman and Mann-Hielscher, Eric and Cilingiroglu, Ardas and Cheyney, Bin and Shang, Wentao and Hosein, Jinnah Dylan, Maglev: A Fast and Reliable Software Network Load Balancer, in: Proceedings of the 13th Usenix Conference on Networked Systems Design and Implementation, NSDI’16, USENIX Association, USA, 2016, p. 523–535.
- [7] Høiland-Jørgensen, Toke and Brouer, Jesper Dangaard and Borkmann, Daniel and Fastabend, John and Herbert, Tom and Ahern, David and Miller, David, The eXpress Data Path: Fast Programmable Packet Processing in the Operating System Kernel, in: Proceedings of the 14th International Conference on Emerging Networking EXperiments and Technologies, CoNEXT ’18, Association for Computing Machinery, New York, NY, USA, 2018, p. 54–66. doi:10.1145/3281411.3281443.
- [8] Facebook. [Katran](#) [online, cited 2025-08-21].
- [9] Miao, Rui and Zeng, Hongyi and Kim, Changhoon and Lee, Jeongkeun and Yu, Minlan, SilkRoad: Making Stateful Layer-4 Load Balancing Fast and Cheap Using Switching ASICs, in: Proceedings of the Conference of the ACM Special Interest Group on Data Communication, SIGCOMM ’17, Association for Computing Machinery, New York, NY, USA, 2017, p. 15–28. doi:10.1145/3098822.3098824.
- [10] Cui, Tianyi and Zhang, Wei and Zhang, Kaiyuan and Krishnamurthy, Arvind, Offloading Load Balancers onto SmartNICs, in: Proceedings of the 12th ACM SIGOPS Asia-Pacific Workshop on Systems, APSys ’21, ACM, New York, NY, USA, 2021, p. 56–62. doi:10.1145/3476886.3477505.
- [11] Michalowicz, Benjamin and Suresh, Kaushik Kandadi and Subramoni, Hari and Panda, Dhaleswar K. DK and Poole, Steve, Battle of the BlueFields: An In-Depth Comparison of the BlueField-2 and BlueField-3 SmartNICs, in: 2023 IEEE Symposium on High-Performance Interconnects (HOTI), 2023, pp. 41–48. doi:10.1109/HOTI59126.2023.00020.
- [12] Tianyi Cui and Chenxingyu Zhao and Wei Zhang and Kaiyuan Zhang and Arvind Krishnamurthy, Laconic: Streamlined Load Balancers for SmartNICs (2024). [arXiv:2403.11411](#).
- [13] Idan Burstein, Nvidia Data Center Processing Unit (DPU) Architecture, in: IEEE Hot Chips 33 Symposium, HCS 2021, Palo Alto, CA, USA, August 22-24, 2021, IEEE, 2021, pp. 1–20. doi:10.1109/HCS52781.2021.9567066.
- [14] Nvidia. [Nvidia Portfolio DPUs](#) [online, cited 2025-08-21].

⁵https://docs.nvidia.com/doca/sdk/doca-flow/index.html#src-3925508478_id-.DOCAFlowv3.1.0-API

*The source code and all artefacts are available under <https://gitup.uni-potsdam.de/bsvs/public/xenoflow>.

- 08-21].
- [15] Chen, Xuzheng and Zhang, Jie and Fu, Ting and Shen, Yifan and Ma, Shu and Qian, Kun and Zhu, Lingjun and Shi, Chao and Zhang, Yin and Liu, Ming and Wang, Zeke, Demystifying Data-path Accelerator Enhanced Off-path SmartNIC, in: 2024 IEEE 32nd International Conference on Network Protocols (ICNP), 2024, pp. 1–12. doi: [10.1109/ICNP61940.2024.10858560](https://doi.org/10.1109/ICNP61940.2024.10858560).
 - [16] Jianshen Liu and Carlos Maltzahn and Craig D. Ulmer and Matthew Leon Curry, Performance Characteristics of the BlueField-2 SmartNIC, CoRR abs/2105.06619 (2021). arXiv:2105.06619.
 - [17] T. Cui, W. Zhang, K. Zhang, A. Krishnamurthy, Offloading load balancers onto smartnics, in: Proceedings of the 12th ACM SIGOPS Asia-Pacific Workshop on Systems, APSys '21, Association for Computing Machinery, New York, NY, USA, 2021, p. 56–62. doi: [10.1145/3476886.3477505](https://doi.org/10.1145/3476886.3477505).
 - [18] Nvidia. [DOCA Documentation Hardware Architecture](#) [online, cited 2025-08-21].
 - [19] Intel. [eSwitch Mode \(Switchdev and Legacy\)](#) [online, cited 2025-08-21].
 - [20] Nvidia. [Mellanox ASAP](#) [online, cited 2025-08-21].
 - [21] Nvidia. [Documentation OVS Offload Using ASAP Direct](#) [online, cited 2025-08-21].
 - [22] Nvidia. [DOCA Documentation Pipe Mode](#) [online, cited 2025-08-21].
 - [23] Nvidia. [DOCA Documentation Flow Samples](#) [online, cited 2025-08-21].
 - [24] C. systems. [TRex realistic traffic generator](#) [online, cited 2025-08-21].
 - [25] Nvidia. [DOCA Documentation DPL System Overview](#) [online, cited 2025-08-21].
 - [26] Nvidia. [Entropy in Hash-Based Load Balancing Example](#) [online, cited 2025-08-21].