

# Exact Subgraph Isomorphism Network for Predictive Graph Mining

Taiga Kojima<sup>1</sup> and Masayuki Karasuyama<sup>\*1</sup>

<sup>1</sup>Nagoya Institute of Technology

## Abstract

In the graph-level prediction task (predict a label for a given graph), the information contained in subgraphs of the input graph plays a key role. In this paper, we propose Exact subgraph Isomorphism Network (EIN), which combines the exact subgraph enumeration, a neural network, and a sparse regularization. In general, building a graph-level prediction model achieving high discriminative ability along with interpretability is still a challenging problem. Our combination of the subgraph enumeration and neural network contributes to high discriminative ability about the subgraph structure of the input graph. Further, the sparse regularization in EIN enables us 1) to derive an effective pruning strategy that mitigates computational difficulty of the enumeration while maintaining the prediction performance, and 2) to identify important subgraphs that contributes to high interpretability. We empirically show that EIN has sufficiently high prediction performance compared with standard graph neural network models, and also, we show examples of post-hoc analysis based on the selected subgraphs.

## 1 Introduction

Graph-level prediction tasks, which take a graph as an input and predict a label for the entire graph, have been widely studied in the data-science community. It is known that the graph representation is an effective approach to a variety of structure data such as chemical compounds (Ralaivola et al., 2005; Faber et al., 2017), protein structures (Gligorijević et al., 2021), and inorganic crystal structures (Xie and Grossman, 2018; Louis et al., 2020). In a graph-level prediction task, substructures on the input graph, i.e., subgraphs, are often an important factor for the prediction and the analysis. For example, in a prediction of a property of chemical compounds, identifying small substructures of the molecules can be essential for both of improving prediction accuracy and obtaining an insight about the underlying chemical mechanism. Therefore, mining predictive subgraphs is a significant issue for graph-level prediction tasks, and further, those subgraphs can have a higher order dependency to the prediction that requests sufficient flexibility in the model. However, building a prediction method that satisfies these requirements is a still challenging problem (see § 3 for existing studies).

Our proposed method, called Exact subgraph Isomorphism Network (EIN), adaptively identifies predictive subgraphs based on which a neural network model can be simultaneously trained. The overview of EIN is shown in Fig. 1. Fig. 1 (a) illustrates the subgraph representation of EIN denoted as  $\psi_H(G)$  which

---

<sup>\*</sup>karasuyama@nitech.ac.jp

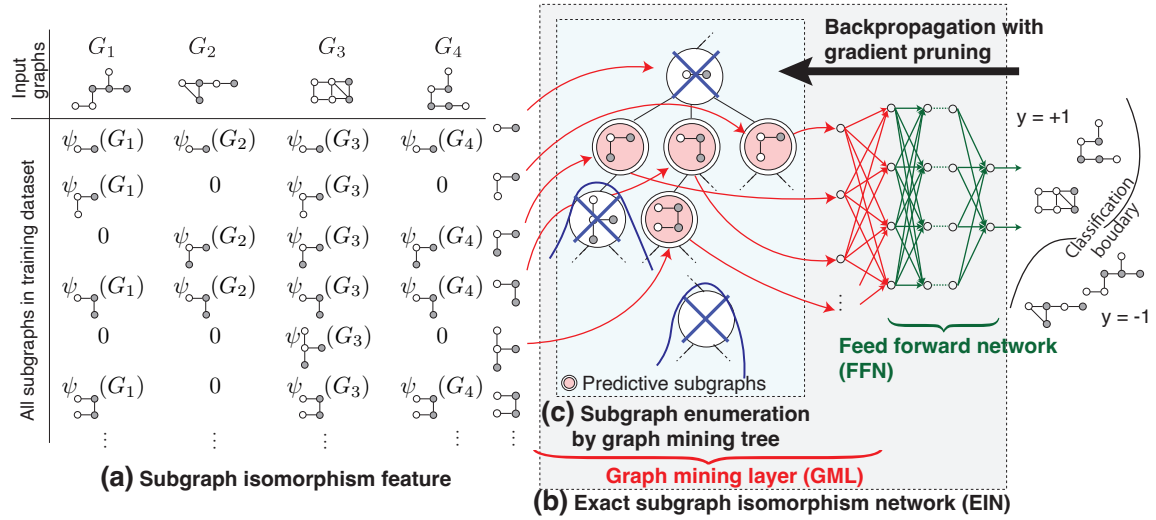


Figure 1: Overview of proposed method.

takes a non-zero value if the input graph  $G$  contains a subgraph  $H$  and takes 0 otherwise (i.e., it is based on the exact subgraph isomorphism). As shown in Fig. 1 (b), EIN can be seen as a neural network in which the candidates of the input features are all the subgraphs contained in the training dataset. Because of its exact subgraph isomorphism representation, this architecture can be highly discriminative about subgraph structures. However, since the number of the candidate subgraphs can be enormous, the naïve computation of this architecture is computationally intractable.

EIN consists of Graph Mining Layer (GML) and Feed Forward Network (FFN). GML implements a mechanism to select only a small number of subgraphs necessary for the prediction, achieved through the group-sparse regularization. The group sparse regularization (Yuan and Lin, 2006) is a well-known regularizer for the group-wise selection of variables. We regard a set of neural network weights from an input unit (corresponding to one subgraph) to the next layer as a group, by which the adaptive subgraph selection can be realized. Only the selected subgraphs are used in the subsequent FFN that learns the dependency between the selected subgraphs and the prediction target. Unfortunately, although the number of subgraphs becomes small in the trained model, this approach still suffers from the computational difficulty because all the candidate subgraphs are still required to consider during the optimization process.

To tackle the computational difficulty, we combine a subgraph enumeration by graph mining (Yan and Han, 2002) and the proximal gradient optimization (Teboulle, 2017; Beck and Teboulle, 2009), by which a pruning strategy for unnecessarily subgraphs can be derived, shown in 1 (c). The proximal gradient is a standard approach for the sparse modeling, in which parameters are updated through a proximal projection that typically results in a thresholding operation. This thresholding operation reveals that if the norm of the gradient corresponding to a subgraph  $H$  is less than certain threshold, parameters for that subgraph is not required to update. We show that, by deriving an upper bound of the norm of the gradient, an efficient pruning strategy for the subgraph enumeration can be constructed. Our pruning strategy has the following two important implications. First, this pruning enables us to train EIN without enumerating all the candidate subgraphs, which makes EIN computationally tractable. Second, our pruning strategy maintains the quality

of the prediction compared with when we do not perform the pruning. This is because we only omit the computations that does not have any effect on the prediction.

Our contributions are summarized as follows.

- We propose EIN, which is a neural network model that uses the exact subgraph isomorphism feature. Through a group sparse regularization, we formulate EIN so that a small number of subgraphs can be identified by which an insight about the important substructure can be extracted for the given graph-level prediction task.
- We show that the combination of the subgraph enumeration and the proximal gradient with backpropagation can derive an efficient pruning strategy that makes the EIN training computationally tractable. We further reveal that our pruning strategy does not degrade the prediction quality.
- Based on synthetic and benchmark datasets, we demonstrate that EIN has superior or comparable performance compared with standard graph prediction models while EIN actually can identify a small number of important subgraphs, simultaneously.

## 2 Proposed Method: Exact Subgraph Isomorphism Network

Our proposed method, called Exact subgraph Isomorphism Network (EIN), considers the classification problem of a graph  $G \in \mathcal{G}$ , where  $\mathcal{G}$  is a set of labeled graphs.  $G$  consists of a set of nodes and edges between nodes and each node can have a categorical label. The training data is  $\{(G_i, y_i)\}_{i \in [n]}$ , where  $y_i \in \mathcal{Y}$  is a graph label,  $n$  is the number of instances, and  $[n] = \{1, \dots, n\}$ . Here, although we only focus on the classification problem, the regression problem can also be handled by just replacing the loss function.

First, § 2.1 describes the formulation of our model. Second, the optimization procedure is shown in § 2.2. Next, § 2.3 and 2.4 discuss post-hoc analysis for knowledge discovery and a combination of graph neural networks, respectively.

### 2.1 Model Definition

Let  $\psi_H(G_i) \in \{0, 1\}$  be the feature that represents whether the input graph  $G_i$  contains a subgraph  $H$  (we only focus on a connected subgraph), which we call subgraph isomorphism feature (SIF):

$$\psi_H(G_i) = \mathbb{I}(H \sqsubseteq G_i), \quad (1)$$

where  $\mathbb{I}$  is the indicator function and  $H \sqsubseteq G_i$  indicates that  $H$  is a subgraph of  $G_i$ . Note that although instead of  $\mathbb{I}(H \sqsubseteq G_i)$ , frequency that  $H$  is included in  $G_i$  can also be used for  $\psi_H(G_i)$  in our framework, we employ (1) throughout the paper for simplicity (see Appendix A for more detail). For example, in Fig. 1 (a),  $G_1$  is  $\psi_H(G_1) = 1$  for  $H = \circ \circ$  and  $\psi_H(G_1) = 0$  for  $H = \circ \circ$ . We define candidate subgraphs as  $\mathcal{H} = \{H \mid H \sqsubseteq G_i, i \in [n], |H| < \text{maxpat}\}$ , which is all the subgraphs in the training dataset whose size is at most pre-specified maxpat (the size  $|H|$  is the number of edges). By concatenating SIF  $\psi_H(G_i)$  of each  $H \in \mathcal{H}$ , the feature vector  $\psi(G_i) \in \{0, 1\}^{|\mathcal{H}|}$  is defined. EIN identifies a small number of important subgraphs from  $\mathcal{H}$  through the feature selection discussed later. SIF  $\psi_H(G_i)$  is obviously highly interpretable and it can assure the existence of a subgraph  $H$ . Further, if  $G_i$  and  $G_j$  contain at least one different subgraph  $H \in \mathcal{H}$ , then, we have  $\psi(G_i) \neq \psi(G_j)$ .

As shown in Fig. 1 (b), EIN consists of Graph Mining Layer (GML) and Feed Forward Network (FFN). Let  $K$  be the number of output units of GML. We define  $\text{GML} : \mathcal{G} \rightarrow \mathbb{R}^K$  as follows.

$$\begin{aligned}\text{GML}(G_i; \mathbf{B}, \mathbf{b}) &= \sigma(\mathbf{h}), \\ \mathbf{h} &= \sum_{H \in \mathcal{H}} \beta_H \psi_H(G_i) + \mathbf{b},\end{aligned}$$

where  $\mathbf{B} = [\beta_1, \dots, \beta_{|\mathcal{H}|}] \in \mathbb{R}^{K \times |\mathcal{H}|}$  and  $\mathbf{b} \in \mathbb{R}^K$  are parameters, and  $\sigma : \mathbb{R}^K \rightarrow \mathbb{R}^K$  is an activation function. Each  $\beta_H$  can be seen as a representation corresponding to each subgraph  $H$ . The entire prediction model is defined as

$$f(G_i) = \text{FFN}(\text{GML}(G_i; \mathbf{B}, \mathbf{b}); \Theta),$$

where  $\Theta$  is parameters of FFN. We optimize the parameters  $\mathbf{B}, \mathbf{b}$ , and  $\Theta$  through the following optimization problem in which the group sparse penalty (Yuan and Lin, 2006) is imposed on  $\beta_H$ :

$$\min_{\mathbf{B}, \mathbf{b}, \Theta} \sum_{i=1}^n \ell(y_i, f(G_i)) + \lambda \sum_{H \in \mathcal{H}} \|\beta_H\|_2 \quad (2)$$

where  $\ell$  is a differentiable loss function and  $\lambda$  is a regularization parameter. We here use the cross-entropy loss for  $\ell$ . The group-wise penalty  $\|\beta_H\|_2$  results in  $\beta_H = \mathbf{0}$  for many unnecessarily  $H$  at the solution of (2), by which we can identify important predictive subgraphs as  $\{H \mid \beta_H \neq \mathbf{0}\}$ . However, since the size of  $\mathbf{B}$ , i.e.,  $K \times |\mathcal{H}|$ , is quite large, naïve optimization of (2) can be difficult.

## 2.2 Optimization

Our optimization algorithm is based on the block coordinate descent (Xu and Yin, 2017), in which each one of  $\mathbf{B}, \mathbf{b}$ , and  $\Theta$  are updated alternately while the other two parameters are fixed. Since  $\mathbf{B}$  has the group sparse penalty, we apply the well-known proximal gradient method (Beck and Teboulle, 2009; Parikh and Boyd, 2014). On the other hand,  $\mathbf{b}$  and  $\Theta$  have no sparse penalty and we can simply apply the standard gradient descent.

Let  $\mathbf{g}_H = \frac{\partial}{\partial \beta_H} \sum_{i=1}^n \ell(y_i, f(G_i))$  be the gradient of the loss function with respect to  $\beta_H$  and

$$\text{prox}(\mathbf{a}) = \begin{cases} \left(1 - \frac{\eta\lambda}{\|\mathbf{a}\|_2}\right) \mathbf{a} & \text{if } \|\mathbf{a}\|_2 > \eta\lambda, \\ \mathbf{0} & \text{if } \|\mathbf{a}\|_2 \leq \eta\lambda \end{cases} \quad (3)$$

be the proximal projection with respect to  $\eta\lambda \|\cdot\|_2$  for a given vector  $\mathbf{a}$  with the step size  $\eta$ . Then, the update of each parameter is defined as

$$\beta_H^{(\text{new})} \leftarrow \text{prox}(\beta_H - \eta \mathbf{g}_H) \text{ for } H \in \mathcal{H}, \quad (4)$$

$$\mathbf{b}^{(\text{new})} \leftarrow \mathbf{b} - \alpha \sum_{i=1}^n \frac{\partial \ell(y_i, f(G_i))}{\partial \mathbf{b}}, \quad (5)$$

$$\Theta^{(\text{new})} \leftarrow \Theta - \gamma \sum_{i=1}^n \frac{\partial \ell(y_i, f(G_i))}{\partial \Theta}, \quad (6)$$

where  $\alpha$  and  $\gamma$  are step sizes. From the definition of (3), the proximal update (4) can be seen as a soft-thresholding that regularizes the standard gradient descent. Since  $\mathcal{H}$  contains a large number of subgraphs, calculating (4) for all  $\mathcal{H}$  is not directly tractable. In § 2.2.1, we derive a pruning rule by which we can perform (4) without enumerating all the subgraphs in  $\mathcal{H}$ . § 2.2.2 describes the entire procedure.

### 2.2.1 Backpropagation with Gradient Pruning

For the update of  $\beta_H$  defined as (4), we only update  $H \in \mathcal{W}$  for a small working set  $\mathcal{W} \subseteq \mathcal{H}$  instead of the entire  $\mathcal{H}$ . Let  $\overline{\mathcal{W}} = \mathcal{H} \setminus \mathcal{W}$ . Suppose that  $\beta_H$  is initialized as  $\mathbf{0}$  and that  $\beta_H$  for  $H \in \overline{\mathcal{W}}$  has never been updated, i.e.,  $\beta_H = \mathbf{0}$  for  $H \in \overline{\mathcal{W}}$ . Then, from the proximal update rule (4), we see

$$\text{prox}(\beta_H - \eta \mathbf{g}_H) = \mathbf{0} \text{ for } H \in \{H \mid \|\mathbf{g}_H\|_2 \leq \lambda \text{ and } H \in \overline{\mathcal{W}}\} \quad (7)$$

This means that if  $\|\mathbf{g}_H\|_2 \leq \lambda$  and  $H \in \overline{\mathcal{W}}$  are satisfied, both of the current  $\beta_H$  and the updated  $\beta_H^{\text{new}}$  are zero. From this observation, we incrementally update  $\mathcal{W}$  as

$$\mathcal{W} \leftarrow \mathcal{W} \cup \left\{ H \mid \|\mathbf{g}_H\|_2 > \lambda, \forall H \in \overline{\mathcal{W}} \right\}, \quad (8)$$

and perform the update (4) only for  $H \in \mathcal{W}$ . However, evaluating  $\|\mathbf{g}_H\|_2 > \lambda$  for all  $H \in \overline{\mathcal{W}}$  is computationally demanding. To avoid this difficulty, the following theorem plays a key role:

**Theorem 2.1.** *Let  $H' \supseteq H$  for  $H, H' \in \overline{\mathcal{W}}$ , and  $\delta_{ik} = \frac{\partial \ell(y_i, f(G_i))}{\partial h_k}$ . Then, we have*

$$\|\mathbf{g}_{H'}\|_2 \leq \left\{ \sum_{k=1}^K \max \left\{ \left( \sum_{i \in \{i \mid \delta_{ik} > 0\}} \delta_{ik} \psi_H(G_i) \right)^2, \left( \sum_{i \in \{i \mid \delta_{ik} < 0\}} \delta_{ik} \psi_H(G_i) \right)^2 \right\} \right\}^{1/2} =: \text{UB}(H). \quad (9)$$

We here only describe the sketch of the proof (the proof is in Appendix B). An essential idea is that we expand  $\mathbf{g}_H$  as a linear combination of the derivatives with respect to the GML intermediate representation  $h_k$ , i.e.,  $\delta_{ik}$ , by which the  $k$ -th element of the gradient can be written as  $(\mathbf{g}_H)_k = \sum_{i=1}^n \delta_{ik} \psi_H(G_i)$ . By using the monotonically non-increasing property of  $\psi_H(G_i)$ , i.e.,  $\psi_{H'}(G_i) \leq \psi_H(G_i)$  if  $H \sqsubseteq H'$ , we can derive  $\text{UB}(H)$ . Note that, usually, there is no need to explicitly consider this specific expansion of  $(\mathbf{g}_H)_k$ ; the theorem can only be derived by deliberately reducing it to the linear combination of  $\delta_{ik}$ .

This theorem indicates that, for any  $H'$  that contains  $H$  as a subgraph, the L2 norm of the gradient  $\|\mathbf{g}_{H'}\|_2$  can be bounded by  $\text{UB}(H)$ . Note that the upper bound  $\text{UB}(H)$  can be calculated without generating  $H'$ . From the rule (7) and Theorem 2.1, we can immediately obtain the following important rule:

**Corollary 2.1.** *For  $\forall H' \in \{H' \mid H' \supseteq H, H' \in \overline{\mathcal{W}}\}$ ,*

$$\text{UB}(H) \leq \lambda \text{ and } H \in \overline{\mathcal{W}} \Rightarrow \text{prox}(\beta_{H'} - \eta \mathbf{g}_{H'}) = \mathbf{0} \quad (10)$$

This is a direct consequence from the fact that if the conditions in the left side of (10) holds, we have  $\|\mathbf{g}_{H'}\|_2 \leq \text{UB}(H) \leq \lambda$  from (9). As a result, by using (7), we obtain (10). Corollary (2.1) means that if the condition in (10) holds, for  $\forall H'$  that contains  $H$  as a subgraph, we can omit the update. Further, another notable advantage of this rule is that it does not depend on the step size  $\eta$  (even when an iterative backtrack algorithm is employed for  $\eta$ , the evaluation of (10) is not required to repeat for every backtrack iteration).

By combining the rule (10) and a graph mining algorithm, we can build an efficient pruning algorithm. We employ a well-known graph mining algorithm called gSpan (Yan and Han, 2002) that can efficiently enumerate all the subgraphs in a given set of graphs. Figure 1 (c) is an illustration of a graph mining tree. At each tree node, gSpan expands the graph (add an edge and a node) as far as the expanded graph is included in the given dataset as a subgraph. By providing a unique code to each generated graphs (called the DFS code because it is based on depth-first search in a graph), gSpan can enumerate all the subgraphs without generating duplicated graphs (For further detail, see (Yan and Han, 2002)). As shown in Fig. 1 (c), all the graphs in the tree contains their ancestors as a subgraph. As a result, the following important consequence is obtained

**Remark 2.1.** *By evaluating  $UB(H) \leq \lambda$  during the tree traverse of gSpan (e.g., depth-first search), all the descendants of  $H$  in the tree can be pruned if the inequality holds. This means that we can perform the update (8) without enumerating all the elements of  $\mathcal{W}$ . In other words, we do not need to enumerate all the subgraphs  $\mathcal{H}$  for (4).*

Further, another notable remark about the pruning is as follows.

**Remark 2.2.** *Since our pruning strategy only omit the update of unnecessarily parameters, i.e.,  $\beta_H = \mathbf{0}$ , the pruning does no change all the parameter values compared with the case that we do not use the pruning. This also means that the final prediction performance also does not change because of the pruning.*

### 2.2.2 Algorithm

We here describe the optimization procedure of EIN. When the regularization parameter  $\lambda$  is large,  $\mathbf{B}$  becomes highly sparse, by which computations usually become faster because more subgraphs are expected to be pruned. Therefore, after starting from a larger value of  $\lambda$ , we gradually reduce  $\lambda$  while optimizing parameters. Let  $\Lambda = (\lambda_1, \dots, \lambda_K)$  be a sequence of the regularization parameters, where  $\lambda_1 > \lambda_2 > \dots > \lambda_K$ . For each  $\lambda$ , we use the solution of previous  $\lambda$  as an initial solution.

The Train-EIN function of Algorithm 1 performs the optimization (2) for each  $\lambda$  from the given  $\Lambda$ . In line 5, the Traverse function performs the graph mining tree search in which  $\mathcal{W}$  is generated via gradient pruning. The detailed procedure of the working set generation is in Algorithm 2. The Traverse function

---

#### Algorithm 1: Optimization for EIN

---

```

1 function Train-EIN( $\Lambda$ )
2    $H_0 \leftarrow$  a graph at root of mining tree
3   for  $\lambda$  in  $\Lambda$  do
4     repeat
5        $\mathcal{W} \leftarrow$  Traverse( $H_0, \mathcal{W}, \lambda$ )
6       Update  $\mathbf{B}$  by (4) for  $H \in \mathcal{W}$ 
7       Update  $\mathbf{b}$  by (5)
8       for iter = 1, ..., MaxIter do
9         Update  $\Theta$  by (6)
10      end
11    until terminate condition met
12  end
13 end

```

---



---

#### Algorithm 2: Working Set Generation

---

```

1 function Traverse( $H, \mathcal{W}, \lambda$ )
2   if  $UB(H) \leq \lambda$  then return  $\mathcal{W}$ 
3   if  $\|g_H\|_2 > \lambda$  then
4      $\mathcal{W} \leftarrow \mathcal{W} \cup \{H\}$ 
5      $C \leftarrow$  Expand( $H$ )
6     for  $H' \in C$  do
7        $\mathcal{W} \leftarrow$  Traverse( $H', \mathcal{W}, \lambda$ )
8     end
9   return  $\mathcal{W}$ 
10 end
11 function Expand( $H$ )
12   if children of  $H$  have never been
13     created by gSpan then
14      $C \leftarrow$  all graphs expanded from
15        $H$  by gSpan
16     Set  $\{\psi_{H'}(G_i)\}_{i=1}^n$  for  $H' \in C$ 
17   else
18      $C \leftarrow$  Retrieve already expanded
19       children of  $H$ 
20   end
21   return  $C$ 
22 end

```

---

searches graph mining tree recursively. At each tree node,  $\text{UB}(H)$  is evaluated and the entire subtree below the current node can be pruned if  $\text{UB}(H) \leq \lambda$ . On the other hand, if  $\|\mathbf{g}_H\|_2 > \lambda$ ,  $H$  should be included in  $\mathcal{W}$ . The children nodes of  $H$  are created by gSpan in the Expand function, by which only the subgraphs  $H'$  included in the training dataset can be generated and as a byproduct of this process, we obtain  $\psi_{H'}(G_i)$ . Note that if the children are already generated in the previous iterations, we can reuse them.

Once  $\mathcal{W}$  is determined,  $\mathbf{B}$  and  $\mathbf{b}$  are updated in line 6-7 in Algorithm 1. Their step lengths are determined by backtrack algorithm (Note that since our pruning condition does not depend on the step length, we do not need to perform the Traverse function repeatedly during this backtrack steps). Then,  $\Theta$  is updated in line 8-10. This is a usual neural network parameter update, for which we iterate the update until given max iteration. Here, we employed the full instance gradient, the standard stochastic gradient can also be used. At each  $\lambda$ , the alternating update procedure stops (line 11) when the iteration reaches the given maximum iterations or some other stopping condition is satisfied.

### 2.3 Post-hoc Analysis for Knowledge Discovery

After the optimization, only a small number of  $\beta_H$  have non-zero values, by which we can identify predictive subgraphs. Let  $\mathcal{S} = \{H \in \mathcal{H} \mid \beta_H \neq 0\}$  be the set of the selected subgraphs by EIN. In our later experiments, we observed that  $|\mathcal{S}|$  was typically ranged from around 50 to at most a few hundreds. Then, some insight may be obtained just by directly observing all of those selected subgraphs by the domain expert of the data.

The trained EIN can be seen as an  $|\mathcal{S}|$ -dimensional input neural network, to which post-hoc knowledge discovery methods (Bhati et al., 2025) can be applied. For example, well-known SHAP (Lundberg and Lee, 2017) and LIME (Ribeiro et al., 2016), both of which provide local feature importance, is applicable. Another typical approach is to use the trained EIN as a teacher and fit an interpretable surrogate model (e.g., decision tree), from which a possible decision rule can be estimated (Molnar, 2025). Note that, usually, applying interpretable machine learning methods directly to exhaustive subgraph isomorphism features can be computationally intractable. Because of EIN, which selects a few important subgraphs, a variety of post-hoc analyses become much easier.

### 2.4 Combining with Graph Neural Network

Since EIN is based on the standard backpropagation mechanism, general neural network models can be combined flexibly. For example, a simple approach to combining EIN with a graph neural network (GNN) is

$$f(G_i) = \text{FFN}(\text{GNN}(G_i; \Theta_{\text{GNN}}) \oplus \text{GML}(G_i; \mathbf{B}, \mathbf{b}); \Theta_{\text{FFN}}), \quad (11)$$

where  $\oplus$  is the vector concatenation, GNN is any GNN that outputs arbitrary dimension representation vector, and  $\Theta_{\text{GNN}}$  and  $\Theta_{\text{FFN}}$  are parameters of GNN and FFN, respectively. This combination enables any GNNs to enhance the discriminative ability in terms of the selected subgraphs by EIN. A schematic illustration of a simplest case is shown in Fig. 2. Computations of the combined model can also be performed by almost the same alternating update (4)-(6). The only difference is that the FFN parameter update (6) is replaced with the simultaneous update of  $\Theta_{\text{FFN}}$  and  $\Theta_{\text{GNN}}$ .

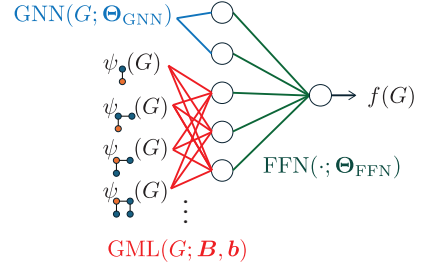


Figure 2: A simple example of EIN combined with GNN.

### 3 Related Work

For GNNs, the message passing based approach has been widely employed (Zhou et al., 2020). It is known that the expressive power of classical message passing approaches is limited by the first order Weisfeiler-Lehman (1-WL) test (Zhao et al., 2022). Many studies have tackled this limitation, some of which actually can be comparable with higher order WL tests. For example,  $k$ -hop extensions of the message passing (e.g., Abu-El-Haija et al., 2019; Nikolentzos et al., 2020; Wang et al., 2021; Chien et al., 2021; Brossard et al., 2020) and the higher order (tensor) representations (e.g., Morris et al., 2019; Maron et al., 2019b,a,c; Keriven and Peyré, 2019; Geerts and Reutter, 2022; Murphy et al., 2019) are popular approaches. Further, several studies (Bouritsas et al., 2023; Cotta et al., 2021; Barcelo et al., 2021; Bevilacqua et al., 2022) incorporate small subgraph information, such as pre-specified motifs and ego-networks, into neural networks. On the other hand, EIN performs the data-adaptive selection of a small number of (globally) predictive subgraphs, based on the exact enumeration of all the subgraphs in the dataset, which is obviously different approach from the above popular GNN studies. Further, most of GNNs can be combined with EIN by (11).

Although explainable GNNs are also studied, according to (Yuan et al., 2022), most of them are for the ‘instance-level’ explanation, which considers an explanation for the prediction of the specific one input graph. A few exceptions are approaches based on the maximization of the trained GNN output for a target label (Yuan et al., 2020), the latent space prototype learning (Azzolin et al., 2023), and the kernel-based filtering (Feng et al., 2022). However, unlike EIN, they cannot guarantee that the identified important graphs are actually subgraphs of the input graphs because none of them are based on the exact matching.

In the context of graph mining, discriminative pattern mining has also been studied (e.g., Thoma et al., 2010; Potin et al., 2025; Chen et al., 2022). However, most of them are not directly incorporated in a learning model. Typically, the subgraph enumeration (using some pruning strategies) is performed based on a discriminative score (e.g., ratio of frequency between two classes) independent from a learning model, and the selection results can be used in a subsequent prediction model training. Although (Nakagawa et al., 2016; Yoshida et al., 2019, 2021; Tajima et al., 2024) enumerate subgraphs during a model optimization, they are limited to a linear combination of the subgraphs. Note that Tajima et al. (2024) also use a combination of proximal gradient and gSpan, from which our optimization procedure is extended to the neural network backpropagation and the group-sparsity. Although (Nakagawa et al., 2016; Yoshida et al., 2019, 2021) provide a stronger pruning rule that can satisfy the global optimality, the convex formulation of the model training is required. To our knowledge, a discriminative subgraph mining that directly combines the exact subgraph enumeration with a (sparsity-induced) neural network has not been investigated.

### 4 Experiments

We verify the prediction performance and interpretability of EIN through synthetic and benchmark datasets. For all the datasets, we partitioned them into train : valid : test = 6 : 2 : 2.

**Synthetic Datasets.** We created two synthetic datasets by using subgraphs shown in Figure 3.  $H_p$  and  $H_n$  are subgraphs with 16 nodes, which is known to be difficult to discriminate by standard GNNs.

The first dataset use  $H_p$  and  $H_n$ , by which positive and negative classes are defined. We first generated a random connected graph, connected with one of  $H_p$  or  $H_n$  randomly. The initial random graph has node labels ‘0’, and  $H_p$  and  $H_n$  have node labels ‘1’. We generated 300 instances for each of the positive and the negative classes. We call this dataset ‘Cycle’. See Appendix C.1 for further details of the initial random graph.



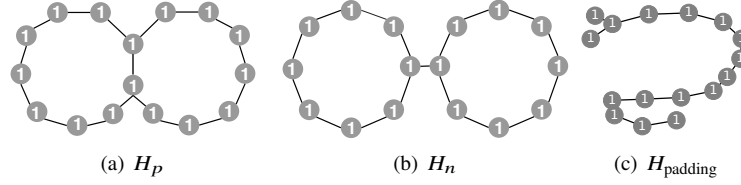


Figure 3: Subgraphs (a) and (b) have closed paths whose lengths are 8 and 9, respectively, which are difficult to discriminate. Subgraph (c) is used for adjusting the number of nodes that have label ‘1’. Note that all subgraphs (a), (b), and (c) have 16 nodes.

In the second data, the positive and the negative classes are defined by the XOR rule, i.e., a nonlinear rule, of  $H_p$  and  $H_n$ , which we call ‘Cycle\_XOR’. By using the same random graph as the Cycle dataset,  $H_p$  and/or  $H_n$  are embedded into input graphs. Therefore, if a graph have one of  $H_p$  or  $H_n$ , the class label is  $y = 1$ , otherwise  $y = 0$ , i.e., in the case that both of  $H_p$  and  $H_n$  are included or neither of them are included. We generated 150 instances each of four states of XOR, which results in 300 instances each of the positive and the negative classes. However, in this setting, the difference in the number of the nodes labeled as ‘1’ may make the discrimination easier (32 if both of  $H_p$  and  $H_n$  exist, 16 if one of  $H_p$  and  $H_n$  exists, and 0 if neither of  $H_p$  and  $H_n$  exists). To avoid this, we added an simple subgraph  $H_{padding}$  so that the number of the nodes labeled as ‘1’ is 32 for all graphs.

**Benchmark Datasets.** As benchmark datasets, we used BZR, COX2, DHFR, and ENZYMES from (Morris et al., 2020), and ToxCast and SIDER from (Wu et al., 2018).

**Compared Methods.** For performance comparison, we used GNN methods such as GCN (Kipf and Welling, 2017), GAT (Velickovic et al., 2018), GATv2 (Brody et al., 2022), GIN (Xu et al., 2019), PNA (Corso et al., 2020), GNN-AK (Zhao et al., 2022), and PPGN (Maron et al., 2019a). For node attributes, EIN only used discrete node labels, while compared GNN methods also incorporate continuous node attributes. GCN, GAT, GATv2, and GIN optimizes the number of the units  $\{64, 128, 256\}$  and the number of epoch by the validation set, and other settings follow (You et al., 2021). PNA optimizes the number of the units  $\{16, 32, 64\}$  and the number of epochs by the validation set, and the number of the message passing is set as 2. GNN-AK uses GIN as the base GNN. Other settings of GNN-AK and PPGN follow the author implementation. For EIN,  $\text{maxpat} \in \{5, 10\}$ ,  $K \in \{2, 6, 10\}$ , and  $\sigma \in \{\text{sigmoid}, \text{LeakyReLU}\}$  are selected by the validation performance. We also evaluate performance of the combination of EIN and GNN described in § 2.4. For GNN, we employed GIN and the combine model is denoted as EIN+GIN. For other details, see Appendix C.2.

## 4.1 Prediction Accuracy Comparison

Table 1 shows classification accuracy on synthetic and benchmark datasets. The results on Cycle and Cycle\_XOR indicate that GNN based methods cannot discriminates closed paths shown in Fig. 3 (a) and (b). On the other hand, in Cycle and Cycle\_XOR datasets, EIN and EIN+GIN achieved almost 100% classification. This indicates that EIN has a high discriminative ability about the subgraph structure, and flexibility that can capture a nonlinear relation.

Table 1: Accuracy on synthetic and benchmark datasets

	BZR	COX2	DHFR	ENZYMES	ToxCast	SIDER	Cycle	Cycle_XOR
GCN	83.7±2.6	80.3±1.3	71.2±4.8	69.5±6.5	60.0±2.8	69.4±0.3	48.8±1.1	50.7±1.5
GAT	81.2±1.9	79.4±1.0	70.8±3.2	69.5±11.1	58.5±3.8	70.1±0.7	49.8±1.5	58.5±6.1
GATv2	82.5±4.2	79.0±2.5	72.1±3.9	69.5±10.4	59.7±2.3	69.5±1.0	48.7±2.2	59.8±4.3
GIN	81.7±2.2	78.2±0.9	70.2±4.6	71.0±8.6	59.0±2.5	68.6±0.6	50.0±0.0	72.2±4.5
PNA	82.7±3.7	78.2±0.5	67.2±2.4	70.0±10.9	56.6±3.6	69.1±0.2	49.5±1.1	74.2±2.8
GIN-AK	82.5±2.3	80.5±3.0	77.1±3.2	<b>75.5±8.0</b>	58.7±2.5	68.9±1.7	53.2±1.6	72.0±5.4
PPGN	83.7±3.8	79.4±2.1	76.1±4.9	66.5±6.0	60.9±2.6	69.6±1.0	49.8±2.1	74.5±2.4
<b>EIN</b>	<b>86.4±4.4</b>	<b>81.4±3.1</b>	<b>82.8±4.0</b>	65.5±12.7	61.8±2.2	70.7±2.8	<b>100.0±0.0</b>	<b>99.8±0.3</b>
<b>EIN+GIN</b>	86.2±3.0	81.2±3.9	81.8±2.8	73.0±3.3	<b>61.8±1.9</b>	<b>70.9±3.5</b>	<b>100.0±0.0</b>	99.8±0.4
# nonzero $\beta_H$ of EIN	79±12	83±17	121±103	101±43	74±13	202±29	4.0±0.0	51±15

Table 2: Mean pruning rates of EIN

	BZR	COX2	DHFR	ENZYMES	ToxCast	SIDER	Cycle	Cycle_XOR
Working set size	76	146	91	164	60	193	4	50
# Traverse nodes	12637	5060	20596	45829	3710	6122	3	828
# all subgraphs $ \mathcal{H} $	112944	76120	108124	1133298	72734	101965	31953	40627
Pruning rates (%)	88.81	93.35	80.95	95.96	94.90	94.00	99.99	97.96

For the other benchmark datasets, EIN and EIN+GIN show superior performance compared with other GNNs except for ENZYMES. EIN+GIN improves GIN for all datasets, which suggests that the exact subgraph information is essential for the prediction.

Further, the number of the selected subgraphs in EIN, shown in the bottom of Table 1 is at most a few hundreds, from which we see that EIN can effectively identify a small number of important subgraphs for the prediction.

## 4.2 Examples of Post-hoc Analysis

We here show examples of the post-hoc analysis using the trained EIN. Figure 4 is a result of SHAP for the EIN prediction on an instance of the ToxCast dataset. For SHAP, we used the python library <https://shap.readthedocs.io/en/latest/>, and see the document for detail. The SHAP values are for the predicted class (positive class), and in this case, we can see that a subgraph in Fig. 4 (a) has a particularly strong contribution to the prediction. Figure 5 shows an example of a fitted decision tree to the trained EIN prediction for the Cycle\_XOR training and test datasets. In Fig. 5, the top node classifies a graph that do not have both of  $H_p$  and  $H_n$  as  $y = 0$  (the top subgraph is included both in  $H_p$  and  $H_n$ , but not in  $H_{padding}$ ), and the second and the third nodes consists of the XOR rule by the length 8 and 9 closed paths (the second node is the length 9 closed path and the third node is the length 8 closed path). Additional examples are shown in Appendix D.

## 4.3 Pruning rates

Table 2 shows the mean working set size (mean over all  $\lambda$ ), the mean number of the traversed nodes (mean over all  $\lambda$ ), and the number of all the subgraphs  $|\mathcal{H}|$  for maxpat = 10. The pruning rates are defined by the ratio between the number of the traversed nodes and  $|\mathcal{H}|$ . We can see that a large amount of nodes are

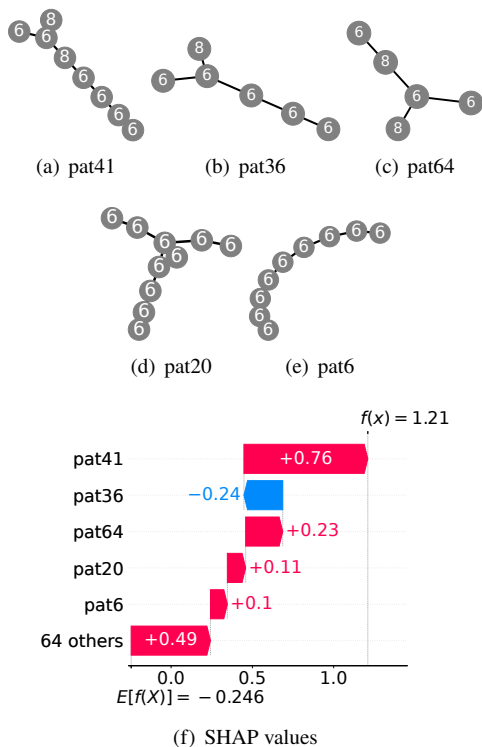


Figure 4: Example of SHAP applied to an EIN prediction from the ToxCast dataset.

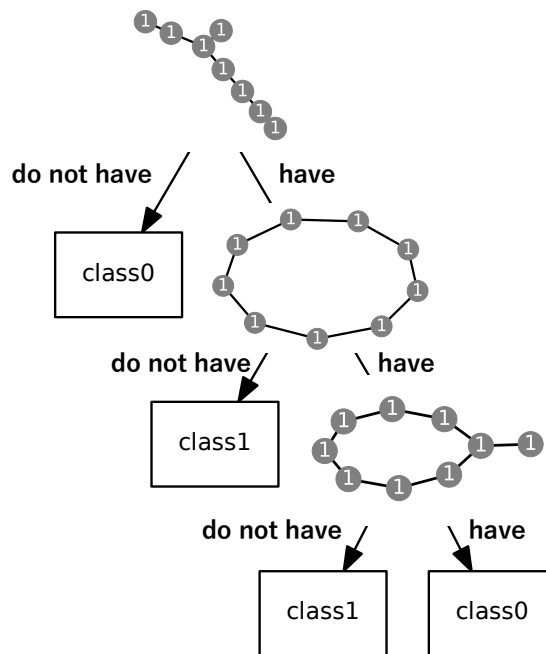


Figure 5: Decision tree on Cycle\_XOR

pruned. Further, the mean size of the working set is at most a few hundreds, which means that  $\mathbf{B}$  is highly sparse during the optimization. Computational time required for the entire Algorithm 1 is also reported in Appendix E. The computational time of EIN is unfortunately higher than the standard GNNs. However, taking into account the facts that EIN handles all the possible subgraphs with the exact matching and that the pruning rate was high, we consider that EIN performs highly efficient computations. Further improvement for the high computational requirement is one of important future work to scale up the applicability.

## 5 Conclusions

We propose Exact subgraph Isomorphism Network (EIN). EIN combines the exact subgraph enumeration, neural networks, and the group sparse regularization. We show that predictive subgraphs can be identified efficiently by pruning unnecessarily subgraphs during the proximal update without sacrificing the quality of the model. We demonstrated that EIN has sufficiently high prediction accuracy compared with well-known graph neural networks despite that EIN only uses a small number of selected subgraphs.

## Acknowledgement

This work is partially supported by JSPS KAKENHI (Grant Number 23K21696, 25K03182, 22H00300, and 23K17817), and Data Creation and Utilization Type Material Research and Development Project (Grant No. JPMXP1122712807) of MEXT.

## References

- Abu-El-Haija, S., Perozzi, B., Kapoor, A., Alipourfard, N., Lerman, K., Harutyunyan, H., Steeg, G. V., and Galstyan, A. (2019). MixHop: Higher-order graph convolutional architectures via sparsified neighborhood mixing. In Chaudhuri, K. and Salakhutdinov, R., editors, *Proceedings of the 36th International Conference on Machine Learning*, volume 97 of *Proceedings of Machine Learning Research*, pages 21–29. PMLR.
- Azzolin, S., Longa, A., Barbiero, P., Lio, P., and Passerini, A. (2023). Global explainability of GNNs via logic combination of learned concepts. In *The Eleventh International Conference on Learning Representations*.
- Barcelo, P., Geerts, F., Reutter, J. L., and Ryschkov, M. (2021). Graph neural networks with local graph parameters. In Beygelzimer, A., Dauphin, Y., Liang, P., and Vaughan, J. W., editors, *Advances in Neural Information Processing Systems*.
- Beck, A. and Teboulle, M. (2009). A fast iterative shrinkage-thresholding algorithm for linear inverse problems. *SIAM Journal on Imaging Sciences*, 2(1):183–202.
- Bevilacqua, B., Frasca, F., Lim, D., Srinivasan, B., Cai, C., Balamurugan, G., Bronstein, M. M., and Maron, H. (2022). Equivariant subgraph aggregation networks. In *International Conference on Learning Representations*.
- Bhati, D., Amiruzzaman, M., Zhao, Y., Guercio, A., and Le, T. (2025). A survey of post-hoc XAI methods from a visualization perspective: Challenges and opportunities. *IEEE Access*, 13:120785–120806.
- Bouritsas, G., Frasca, F., Zafeiriou, S., and Bronstein, M. M. (2023). Improving graph neural network expressivity via subgraph isomorphism counting. *IEEE Transactions on Pattern Analysis and Machine Intelligence*, 45(1):657–668.
- Breiman, L. (2001). Random forests. *Machine Learning*, 45:5–32.
- Brody, S., Alon, U., and Yahav, E. (2022). How attentive are graph attention networks? In *International Conference on Learning Representations*.
- Brossard, R., Frigo, O., and Dehaene, D. (2020). Graph convolutions that can finally model local structure. *CoRR*, abs/2011.15069.
- Chen, Y., Gan, W., Wu, Y., and Yu, P. S. (2022). Contrast pattern mining: A survey.
- Chien, E., Peng, J., Li, P., and Milenkovic, O. (2021). Adaptive universal generalized pagerank graph neural network. In *International Conference on Learning Representations*.
- Corso, G., Cavalleri, L., Beaini, D., Liò, P., and Veličković, P. (2020). Principal neighbourhood aggregation for graph nets. In Larochelle, H., Ranzato, M., Hadsell, R., Balcan, M., and Lin, H., editors, *Advances in Neural Information Processing Systems*, volume 33, pages 13260–13271. Curran Associates, Inc.

- Cotta, L., Morris, C., and Ribeiro, B. (2021). Reconstruction for powerful graph representations. In *Proceedings of the 35th International Conference on Neural Information Processing Systems, NIPS '21*, Red Hook, NY, USA. Curran Associates Inc.
- Faber, F. A., Hutchison, L., Huang, B., Gilmer, J., Schoenholz, S. S., Dahl, G. E., Vinyals, O., Kearnes, S., Riley, P. F., and von Lilienfeld, O. A. (2017). Prediction errors of molecular machine learning models lower than hybrid dft error. *Journal of Chemical Theory and Computation*, 13(11):5255–5264.
- Feng, A., You, C., Wang, S., and Tassiulas, L. (2022). KerGNNs: Interpretable graph neural networks with graph kernels. In *Thirty-Sixth AAAI Conference on Artificial Intelligence, AAAI*, pages 6614–6622. AAAI Press.
- Geerts, F. and Reutter, J. L. (2022). Expressiveness and approximation properties of graph neural networks. In *International Conference on Learning Representations*.
- Glorigrijević, V., Renfrew, P. D., Kosciulek, T., Leman, J. K., Berenberg, D., Vatanen, T., Chandler, C., Taylor, B. C., Fisk, I. M., Vlamakis, H., Xavier, R. J., Knight, R., Cho, K., and Bonneau, R. (2021). Structure-based protein function prediction using graph convolutional networks. *Nature Communications*, 12(1):3168.
- Keriven, N. and Peyré, G. (2019). *Universal invariant and equivariant graph neural networks*. Curran Associates Inc., Red Hook, NY, USA.
- Kipf, T. N. and Welling, M. (2017). Semi-supervised classification with graph convolutional networks. In *5th International Conference on Learning Representations, ICLR 2017, Toulon, France, April 24-26, 2017, Conference Track Proceedings*. OpenReview.net.
- Louis, S.-Y., Zhao, Y., Nasiri, A., Wang, X., Song, Y., Liu, F., and Hu, J. (2020). Graph convolutional neural networks with global attention for improved materials property prediction. *Phys. Chem. Chem. Phys.*, 22:18141–18148.
- Lundberg, S. M. and Lee, S.-I. (2017). A unified approach to interpreting model predictions. In *Proceedings of the 31st International Conference on Neural Information Processing Systems, NIPS'17*, page 4768–4777, Red Hook, NY, USA. Curran Associates Inc.
- Maron, H., Ben-Hamu, H., Serviansky, H., and Lipman, Y. (2019a). Provably powerful graph networks. In Wallach, H., Larochelle, H., Beygelzimer, A., d’Alché-Buc, F., Fox, E., and Garnett, R., editors, *Advances in Neural Information Processing Systems*, volume 32. Curran Associates, Inc.
- Maron, H., Ben-Hamu, H., Shamir, N., and Lipman, Y. (2019b). Invariant and equivariant graph networks. In *International Conference on Learning Representations*.
- Maron, H., Fetaya, E., Segol, N., and Lipman, Y. (2019c). On the universality of invariant networks. In Chaudhuri, K. and Salakhutdinov, R., editors, *Proceedings of the 36th International Conference on Machine Learning*, volume 97 of *Proceedings of Machine Learning Research*, pages 4363–4371. PMLR.
- Molnar, C. (2025). *Interpretable Machine Learning*. 3 edition.
- Morris, C., Kriege, N. M., Bause, F., Kersting, K., Mutzel, P., and Neumann, M. (2020). TUDataset: A collection of benchmark datasets for learning with graphs. In *ICML 2020 Workshop on Graph Representation Learning and Beyond (GRL+ 2020)*.

- Morris, C., Ritzert, M., Fey, M., Hamilton, W. L., Lenssen, J. E., Rattan, G., and Grohe, M. (2019). Weisfeiler and leman go neural: Higher-order graph neural networks. In *The Thirty-Third AAAI Conference on Artificial Intelligence*, pages 4602–4609. AAAI Press.
- Murphy, R., Srinivasan, B., Rao, V., and Ribeiro, B. (2019). Relational pooling for graph representations. In *Proceedings of the 36th International Conference on Machine Learning*, volume 97, pages 4663–4673.
- Nakagawa, K., Suzumura, S., Karasuyama, M., Tsuda, K., and Takeuchi, I. (2016). Safe pattern pruning: An efficient approach for predictive pattern mining. In *Proceedings of the 22nd ACM SIGKDD International Conference on Knowledge Discovery and Data Mining*, pages 1785–1794. ACM.
- Nikolentzos, G., Dasoulas, G., and Vazirgiannis, M. (2020). k-hop graph neural networks. *Neural Networks*, 130:195–205.
- Parikh, N. and Boyd, S. (2014). Proximal algorithms. *Foundations and Trends in Optimization*, 1(3):127–239.
- Potin, L., Figueiredo, R., Labatut, V., and Largeron, C. (2025). Pattern-based graph classification: Comparison of quality measures and importance of preprocessing. *ACM Trans. Knowl. Discov. Data*, 19(6).
- Ralaivola, L., Swamidass, S. J., Saigo, H., and Baldi, P. (2005). Graph kernels for chemical informatics. *Neural Networks*, 18(8):1093–1110.
- Ribeiro, M. T., Singh, S., and Guestrin, C. (2016). "why should i trust you?": Explaining the predictions of any classifier. In *Proceedings of the 22nd ACM SIGKDD International Conference on Knowledge Discovery and Data Mining*, KDD '16, page 1135–1144, New York, NY, USA. Association for Computing Machinery.
- Schreiber, F. and Schwöbbermyer, H. (2005). Frequency concepts and pattern detection for the analysis of motifs in networks. In *Transactions on computational systems biology III*, pages 89–104. Springer.
- Tajima, S., Sugihara, R., Kitahara, R., and Karasuyama, M. (2024). Learning attributed graphlets: Predictive graph mining by graphlets with trainable attribute. In *Proceedings of the 30th ACM SIGKDD Conference on Knowledge Discovery and Data Mining*, pages 2830–2841.
- Teboulle, M. (2017). A simplified view of first order methods for optimization. *Mathematical Programming*, 170:67–96.
- Thoma, M., Cheng, H., Gretton, A., Han, J., Kriegel, H.-P., Smola, A., Song, L., Yu, P. S., Yan, X., and Borgwardt, K. M. (2010). Discriminative frequent subgraph mining with optimality guarantees. *Statistical Analysis and Data Mining: The ASA Data Science Journal*, 3(5):302–318.
- Velickovic, P., Cucurull, G., Casanova, A., Romero, A., Liò, P., and Bengio, Y. (2018). Graph attention networks. In *6th International Conference on Learning Representations, ICLR 2018, Vancouver, BC, Canada, April 30 - May 3, 2018, Conference Track Proceedings*. OpenReview.net.
- Wang, G., Ying, R., Huang, J., and Leskovec, J. (2021). Multi-hop attention graph neural networks. In Zhou, Z.-H., editor, *Proceedings of the Thirtieth International Joint Conference on Artificial Intelligence, IJCAI-21*, pages 3089–3096. International Joint Conferences on Artificial Intelligence Organization.
- Wu, Z., Ramsundar, B., Feinberg, E. N., Gomes, J., Geniesse, C., Pappu, A. S., Leswing, K., and Pande, V. (2018). MoleculeNet: A benchmark for molecular machine learning.

- Xie, T. and Grossman, J. C. (2018). Crystal graph convolutional neural networks for an accurate and interpretable prediction of material properties. *Phys. Rev. Lett.*, 120:145301.
- Xu, K., Hu, W., Leskovec, J., and Jegelka, S. (2019). How powerful are graph neural networks? In *International Conference on Learning Representations*.
- Xu, Y. and Yin, W. (2017). A globally convergent algorithm for nonconvex optimization based on block coordinate update. *Journal of Scientific Computing*, 72:700–734.
- Yan, X. and Han, J. (2002). gSpan: Graph-based substructure pattern mining. In *Proceedings. 2002 IEEE International Conference on Data Mining*, pages 721–724. IEEE.
- Yoshida, T., Takeuchi, I., and Karasuyama, M. (2019). Learning interpretable metric between graphs: Convex formulation and computation with graph mining. In *Proceedings of the 25th ACM SIGKDD International Conference on Knowledge Discovery and Data Mining*, pages 1026–1036.
- Yoshida, T., Takeuchi, I., and Karasuyama, M. (2021). Distance metric learning for graph structured data. *Machine Learning*, 110(7):1765–1811.
- You, J., Gomes-Selman, J. M., Ying, R., and Leskovec, J. (2021). Identity-aware graph neural networks. In *Proceedings of the AAAI Conference on Artificial Intelligence*, volume 35, pages 10737–10745.
- Yuan, H., Tang, J., Hu, X., and Ji, S. (2020). XGNN: Towards model-level explanations of graph neural networks. In *Proceedings of the 26th ACM SIGKDD International Conference on Knowledge Discovery and Data Mining*, pages 430–438, New York, NY, USA. Association for Computing Machinery.
- Yuan, H., Yu, H., Gui, S., and Ji, S. (2022). Explainability in graph neural networks: A taxonomic survey. *IEEE Transactions on Pattern Analysis and Machine Intelligence*.
- Yuan, M. and Lin, Y. (2006). Model selection and estimation in regression with grouped variables. *Journal of the Royal Statistical Society: Series B (Statistical Methodology)*, 68(1):49–67.
- Zhao, L., Jin, W., Akoglu, L., and Shah, N. (2022). From stars to subgraphs: Uplifting any GNN with local structure awareness. In *International Conference on Learning Representations*.
- Zhou, J., Cui, G., Hu, S., Zhang, Z., Yang, C., Liu, Z., Wang, L., Li, C., and Sun, M. (2020). Graph neural networks: A review of methods and applications. *AI Open*, 1:57–81.

## A SIF by Frequency

The frequency based SIF is used in (Yoshida et al., 2021) in the context of a subgraph pattern based distance metric learning. They define  $\#(H \sqsubseteq G_i)$  as the frequency of the subgraph  $H$  contained in  $G_i$ , where nodes or edges among the counted subgraphs are not allowed. Then, the feature value is defined as

$$\phi_H(G_i) = g(\#(H \sqsubseteq G_i)),$$

where  $g$  is a monotonically non-decreasing and non-negative function such as identity function  $g(x) = x$  or the indicator function  $g(x) = \mathbb{I}(\#(H \sqsubseteq G_i) > 0)$  (Yoshida et al. (2021) employed  $g(x) = \log(1 + x)$  for their evaluation). They pointed out computing the frequency without overlapping is NP-complete (Schreiber and Schwöbbermyer, 2005), and approximate count is also provided (see (Yoshida et al., 2021) for detail). Our pruning theorem (Theorem 2.1) holds for both the exact  $\phi_H(G_i)$  and its approximation.

## B Proof of Theorem 2.1

We first transform the derivatives of the loss function with respect to  $\beta_H$  so that it is represented through the GML intermediate variable  $\mathbf{h}$ :

$$\begin{aligned}\mathbf{g}_H &= \frac{\partial}{\partial \beta_H} \sum_{i=1}^n \ell(y_i, f(G_i)) \\ &= \sum_{i=1}^n \frac{\partial \mathbf{h}^\top}{\partial \beta_H} \frac{\partial \ell(y_i, f(G_i))}{\partial \mathbf{h}}.\end{aligned}$$

From the definition of  $\mathbf{h}$ , we see  $\frac{\partial \mathbf{h}^\top}{\partial \beta_H} = \psi_H(G_i) \mathbf{I}_K$ , where  $\mathbf{I}_K$  is the  $K \times K$  identity matrix. As a result, we have

$$\mathbf{g}_H = \sum_{i=1}^n \frac{\partial \ell(y_i, f(G_i))}{\partial \mathbf{h}} \psi_H(G_i).$$

Since  $\delta_{ik} = \frac{\partial \ell(y_i, f(G_i))}{\partial h_k}$ ,

$$\|\mathbf{g}_{H'}\|_2 = \sqrt{\sum_{k=1}^K \left( \sum_{i=1}^n \delta_{ik} \psi_{H'}(G_i) \right)^2}. \quad (12)$$

From the definition,  $0 \leq \psi_{H'}(G_i) \leq \psi_H(G_i)$ . Then, the upper and lower bound of the inner sum of (12), i.e.,  $\sum_{i=1}^n \delta_{ik} \psi_{H'}(G_i)$ , can be derived as

$$\begin{aligned}\sum_{i=1}^n \delta_{ik} \psi_{H'}(G_i) &\leq \sum_{\{i | \delta_{ik} > 0\}} \delta_{ik} \psi_{H'}(G_i) \leq \sum_{\{i | \delta_{ik} > 0\}} \delta_{ik} \psi_H(G_i), \\ \sum_{i=1}^n \delta_{ik} \psi_{H'}(G_i) &\geq \sum_{\{i | \delta_{ik} < 0\}} \delta_{ik} \psi_{H'}(G_i) \geq \sum_{\{i | \delta_{ik} < 0\}} \delta_{ik} \psi_H(G_i).\end{aligned}$$

Therefore,

$$\left( \sum_{i=1}^n \delta_{ik} \psi_{H'}(G_i) \right)^2 \leq \max \left\{ \left( \sum_{\{i | \delta_{ik} > 0\}} \delta_{ik} \psi_H(G_i) \right)^2, \left( \sum_{\{i | \delta_{ik} < 0\}} \delta_{ik} \psi_H(G_i) \right)^2 \right\},$$

which results in (9).

## C Detail of Experimental Settings

### C.1 Synthetic Dataset

For both Cycle and Cycle\_XOR, we first generate a random graph by the following procedure. The node size is randomly chosen from 5, 6, ..., 10, and the number of edges are at most 20, which are also randomly generated by choosing node pairs uniformly. From  $H_p$ ,  $H_n$ , or  $H_{\text{padding}}$ , randomly selected  $n_{\text{connect}} \in \{3, 4, 5, 6\}$  nodes are connected to a randomly selected node in the initial random graph.



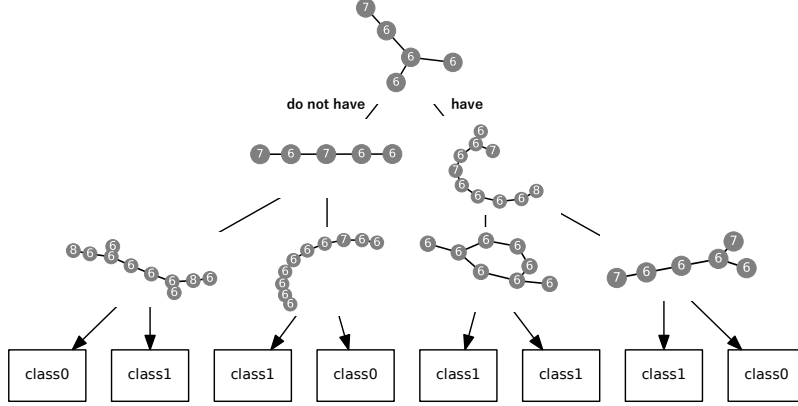


Figure 6: Decision tree on SIDER.

## C.2 Other Settings of EIN

In Algorithm 1, we selected five values of  $\lambda$  taken from the interval  $[\log(\lambda_{\max}), \log(0.01\lambda_{\max})]$ . From  $\log(\lambda_{\max})$ , we iteratively decrease  $\Delta\lambda$  five times (i.e.,  $\log(\lambda_{k+1}) = \log(\lambda_k) - \Delta\lambda$ ). The initial value of  $\Delta\lambda$  is  $(\log(\lambda_{\max}) - \log(0.01\lambda_{\max}))/5$ . If the number of non-zero  $\|\beta_H\|$  increase  $\geq 10$ , then we update  $\Delta\lambda \leftarrow 0.5\Delta\lambda$ . We determined  $\lambda_{\max}$  by  $\lambda_{\max} = \max_{H \in \mathcal{H}} \|\mathbf{g}_H\|_2$ , in which  $\mathbf{B}$  and  $\mathbf{b}$  were initialized by a linear model (Nakagawa et al., 2016) and  $\Theta$  was randomly initialized. We set the terminate condition in the alternating update of Algorithm 1 as that the validation loss does not improve 5 times. The hyper-parameters  $\lambda$ ,  $\text{maxpat} \in \{5, 10\}$ ,  $K \in \{2, 6, 10\}$ , and  $\sigma \in \{\text{sigmoid}, \text{LeakyReLU}\}$  were selected by the validation loss. We set the number of layers of FFN as 1 and MaxIter for  $\Theta$  was 30.

In EIN+GIN, the message passing in GIN was set as 3, the number of the middle unit was 16, and the activation function was ReLU.

## D Other Examples of Post-hoc Analysis

Figure 6 shows an example of a fitted decision tree to the trained EIN prediction for the SIDER training and test datasets, which provides possible decision rule behind subgraphs and the target label. As another simple example of post-hoc analysis, Fig. 7 shows subgraph importance estimated by Random Forest (RF) (Breiman, 2001) for Cycle\_XOR. We fitted RF to a set of  $(\psi_S(G_i), f(G_i))$  created by the training and test datasets and the importance is evaluated by `scikit-learn` feature importance of `RandomForestRegressor`, which is based on mean decrease of impurity by that feature. Top five important subgraphs are shown in the figures. Figure 7 indicates that the closed paths of  $H_p$  and  $H_n$  are identified by EIN (the top subgraph is the length 9 closed path and the second subgraph is the length 8 closed path).

## E Computational Times

The computational time spent on Algorithm 1 is shown in Table 3. In the table, ‘Traverse Times’ corresponds to the Traverse function in Algorithm 1. We see that the time required for the subgraph enumerations depends on the datasets (depends on a variety of factors such as node sizes, edge sizes, and the pruning rate).

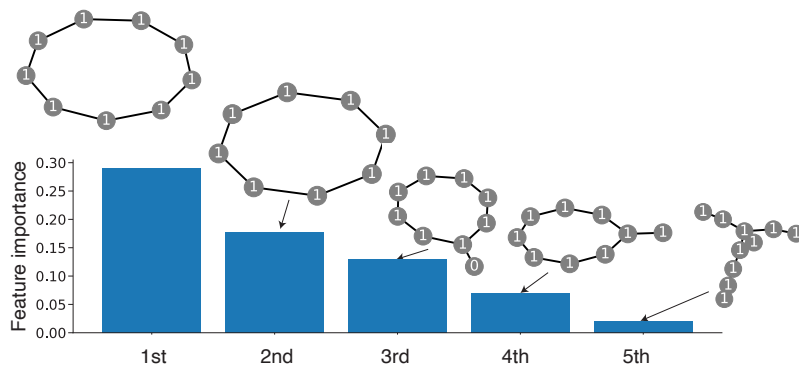


Figure 7: Subgraph importance estimated by RF on Cycle\_XOR dataset.

Table 3: Mean computational time for the entire Algorithm 1

	BZR	COX2	DHFR	ENZYMES	ToxCast	SIDER	Cycle89	Cycle89_XOR
Traverse Times (s)	13	9.2	68	991	602	1706	85	7692
All times (s)	179	185	598	1089	744	1859	1253	10361