

LEARNING ADMISSIBLE HEURISTICS FOR A*: THEORY AND PRACTICE

Ehsan Futuhi¹, Nathan R. Sturtevant^{1,2}

¹Department of Computing Science, University of Alberta ²Alberta Machine Intelligence Institute (Amii)
{futuhi, nathanst}@ualberta.ca

ABSTRACT

Heuristic functions are central to the performance of search algorithms such as A*, where *admissibility*—the property of never overestimating the true shortest-path cost—guarantees solution optimality. Recent deep learning approaches often disregard admissibility and provide limited guarantees on generalization beyond the training data. This paper address both of these limitations. First, we pose heuristic learning as a constrained optimization problem and introduce *Cross-Entropy Admissibility (CEA)*, a loss function that enforces admissibility during training. On the Rubik’s Cube domain, this method yields near-admissible heuristics with significantly stronger guidance than compressed pattern database (PDB) heuristics. Theoretically, study the sample complexity of learning heuristics. By leveraging PDB abstractions and the structural properties of graphs such as the Rubik’s Cube, we tighten the bound on the number of training samples needed for A* to generalize. Replacing a general hypothesis class with a ReLU neural network gives bounds that depend primarily on the network’s width and depth, rather than on graph size. Using the same network, we also provide the first generalization guarantees for *goal-dependent* heuristics.

1 INTRODUCTION

Heuristic search algorithms such as A* (Hart et al., 1968) are widely used in pathfinding tasks (Yonetani et al., 2021; Meng et al., 2024; Kirilenko et al., 2023), where the objective is to find a least-cost path from a start state to a goal state in a graph. These algorithms rely on a *heuristic function* that estimates the cost-to-go from a state to the goal. To guarantee optimality, A* requires the heuristic to be *admissible*, meaning it must never overestimate the true cost, h^* , to the goal. If we wish to integrate machine learning with heuristic search algorithms like A* we have several possible approaches: (1) We can adapt learning to meet the requirements of search algorithms (Samadi et al., 2008; Li et al., 2022), (2) we can adapt search algorithms to meet the properties of ML heuristics (Lelis et al., 2021), (3) we can do a combination of both, or (4) we can abandon all theoretical guarantees, hoping for high quality solutions or fast search in practice (Orseau et al., 2023; Hazra et al., 2024; Chen et al., 2025; Huang et al., 2025). This paper studies the foundations of the first question: what is the sample complexity needed to learn admissible heuristics, what is an effective loss function for training, and how close we can get to optimal heuristics in practice?

Traditionally, admissible heuristic functions are computed from domain knowledge of the problem (Katz & Keyder, 2022; Haslum et al., 2005; Seipp, 2024). One prominent example is pattern databases (PDBs) (Korf, 1997; Culberson & Schaeffer, 1998). PDBs result from abstracting the problem and storing h^* for all states in the abstract problem. Learning heuristics from data (Li et al., 2022; Agostinelli et al., 2021; Pándy et al., 2022; Shen et al., 2020; Chen et al., 2024b) has become increasingly popular for two main reasons: (1) designing good heuristics for complex environments is challenging, and (2) data-driven deep learning algorithms have demonstrated outstanding performance in analogous tasks (Silver et al., 2017; Schrittwieser et al., 2020; Wurman et al., 2022; Touvron et al., 2023). While learned heuristic functions may outperform traditional heuristics, they typically lose admissibility and thus suboptimality guarantees (Agostinelli et al., 2019; Yonetani et al., 2021; Archetti et al., 2021; Kirilenko et al., 2023). Despite substantial empirical progress, the theoretical foundations of heuristic learning are relatively underexplored. A central question is: *How many training samples are required to ensure that the learned heuristic generalizes effectively to the entire*

graph? Sakaue & Oki (2022) addressed this question for Greedy Best-First Search (GBFS) and A*, providing upper and lower bounds on the training samples necessary to ensure generalization.

We extend this work to the problem of learning admissible heuristics in two main directions. First, we analyze the sample complexity of learning heuristic functions from a given dataset. We introduce a new upper bound for the expected suboptimality of A* with reopenings. We then derive tighter generalization bounds by leveraging structural properties of the graphs of interest. We further incorporate neural networks as the heuristic model and derive generalization bounds that depend primarily on the size of the network rather than the size of the underlying graph. Notably, using neural networks, we establish the first generalization bounds for goal-dependent heuristics. Across all theoretical results, we demonstrate that leveraging PDBs instead of drawing training samples from the original graph leads to improved bounds.

Second, we formulate the optimization problem for learning admissible heuristics for search applications. We propose a novel loss function, termed *Cross Entropy Admissibility (CEA)*, along with a training framework that satisfies all the constraints of the optimization problem. We evaluate our framework on several 3×3 Rubik’s Cube pattern databases PDBs. The CEA loss function produces near-admissible heuristics, achieving inadmissibility rates around 1×10^{-6} across all PDBs—significantly outperforming standard training based on the *Cross Entropy (CE)* loss. The strength of the learned heuristics exceeds that of same-sized PDBs obtained using classical compression techniques; notably, for the 8-corner PDB, the CEA loss successfully learns the admissible PDB heuristic perfectly.

2 BACKGROUND

In heuristic search, the task is to find a path from a start state $s_{init} \in V$ to a goal state $goal \in V$ in a graph $\{G = \{V, E\}, c, h\}$, where $c: E \rightarrow \mathbb{R}^+$ specifies the cost for each edge and the heuristic function $h(v)$ estimates the distance from any state v to $goal$. A heuristic is called *admissible* if, for all $v \in V$, we have $h(v) \leq h^*(v)$, where $h^*(v)$ is the true shortest distance from v to $goal$. It is *consistent* if, for any states $a, b \in V$, the inequality $h(a) \leq c(a, b) + h(b)$ holds. In large state spaces, the graph G is represented implicitly and is generated dynamically during search by expanding states and exploring their neighbors. Although A* guarantees optimal solutions under an admissible heuristic, it can become less efficient if the heuristic is inconsistent, due to the potential for re-expanding nodes (Martelli, 1977; Felner et al., 2011; Helmert et al., 2019). For a positive integer d , write $[d] := \{1, 2, \dots, d\}$. Given vectors $\{\mathbf{x}^1, \dots, \mathbf{x}^t\} \subseteq \mathbb{R}^d$, we use superscripts to index the vectors and subscripts for coordinates, so \mathbf{x}_j^i denotes coordinate j of vector i . For any real vector \mathbf{x} , the operator $\lfloor \mathbf{x} \rfloor$ applies the floor function *coordinatewise*. We use $\mathbb{I}(\cdot)$ to denote the indicator function, which returns 1 when the stated condition holds and 0 otherwise. Let Π denote the space of problem instances and let D be an unknown distribution supported on Π ; we write $x \sim D$ for a random instance. Each $x \in \Pi$ specifies a start state s_{init} from which the search is initiated. We make the following assumption on all instances.

Assumption 1 (Fixed graph and reachability). *The state graph G and goal $\in V$ are fixed and shared across all instances $x \in \Pi$. For every instance with start state $s_{init} \neq goal$, there exists at least one directed path from s_{init} to $goal$.*

A* Algorithm. We use A_h^* to denote an A* algorithm that employs a heuristic function h . This algorithm maintains two lists of states: OPEN for states that have been generated but not expanded, and CLOSED for states that have already been expanded. Additionally, we store a pointer to the parent of state s , denoted as $\text{Parent}(s)$, which allows us to reconstruct the path to s_{init} by tracing backward from s . Algorithm 1 in Appendix B provides an overview of the procedure of A_h^* . Given an instance $x \in \Pi$, A_h^* initializes its search by adding s_{init} to OPEN. At each iteration, it selects from OPEN a state s with the minimum value of $f(s) = h(s) + g(s)$. To ensure consistent performance bounds for A_h^* , we impose the following assumption when ties occur.

Assumption 2. *If the state space V contains n vertices, we impose an arbitrary strict total order on V . For example, consider the order $v_1 < v_2 < \dots < v_n$. In this ordering, if two states v_i and v_j have the same lowest f value, we select v_i when $i < j$, and v_j otherwise.*

When expanding a state s , let $g_{\text{new}} \leftarrow g(s) + c(s, s')$ denote the generated cost of the path from the start through s to its child s' . Three situations can arise for s' based on g_{new} :

1. If $s' \notin \text{OPEN} \cup \text{CLOSED}$, then we add s' to OPEN.
2. If $s' \in \text{OPEN}$ and $g_{\text{new}} < g(s')$, then we update $\text{Parent}(s')$ and $g(s')$ to reflect the improved path.
3. If $s' \in \text{CLOSED}$ and $g_{\text{new}} < g(s')$, then we update $\text{Parent}(s')$, $g(s')$, and move s' from CLOSED back to OPEN.

Case 3 is only needed if the heuristic is inconsistent. After generating and evaluating all children of s , we remove s from OPEN and place it in CLOSED. This procedure continues until the *goal* state is selected from OPEN for expansion, at which point the algorithm terminates with a path to *goal*.

Abstraction-Based Heuristics. As a form of abstraction heuristics, Pattern Databases (PDBs) simplify a graph V by applying a homomorphic transformation to obtain a reduced state space $\phi(V)$. For example, a 3×3 Rubik's Cube contains 26 cubies—12 edges, 8 corners, and 6 centers—as illustrated in Figure 1. One can abstract away the edges and centers to construct an 8-corner PDB with $8! \times 3^7$ states, in contrast to the 4.33×10^{19} states in the original graph. Within this abstract representation, if there is an edge between v_1 and v_2 in V , an edge will also be present between $\phi(v_1)$ and $\phi(v_2)$ in $\phi(V)$. Thus, all distances are admissible, and all states from V that reduce to the same state in $\phi(V)$ have identical heuristic values. More details regarding the reduction from states in V to states in $\phi(V)$ are shown in Figure 2 in Appendix C. During the search, the current state is mapped to $\phi(v)$, and a ranking function (Myrvold & Ruskey, 2001) is used to assign a unique integer to the abstract state. This functions as an index in the lookup table to retrieve the precomputed distance to the abstract goal, which serves as the heuristic value $h(v)$. Compression techniques (Felner et al., 2007; Helmert et al., 2017) reduce the size of the PDB by grouping entries and only storing the lowest heuristic value from the group, which maintains admissibility.

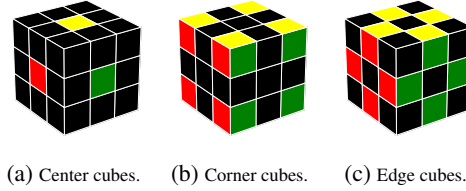


Figure 1: A solved 3×3 Rubik's Cube with each group of cubies shown separately: (a) center cubies, (b) corner cubies, and (c) edge cubies.

Preliminaries for Sample Complexity Analysis. We use *pseudo-dimension* (Pollard, 1984), a central concept for measuring the complexity of a class of real-valued functions, as the foundation of our analysis. The definition of *pseudo-dimension* is as follows.

Definition 1. Let $\mathcal{H} \subseteq \mathbb{R}^{\mathcal{Y}}$ be a set of functions mapping a domain \mathcal{Y} into \mathbb{R} . We say that a subset $\{y_1, \dots, y_N\} \subseteq \mathcal{Y}$ is shattered by \mathcal{H} if there exist target values $z_1, \dots, z_N \in \mathbb{R}$ such that

$$\left| \left\{ \left(\mathbb{I}\{h(y_1) \geq z_1\}, \dots, \mathbb{I}\{h(y_N) \geq z_N\} \right) \mid h \in \mathcal{H} \right\} \right| = 2^N.$$

The largest number of samples that can be shattered by \mathcal{H} is called the pseudo-dimension of \mathcal{H} , denoted by $\text{Pdim}(\mathcal{H})$.

We use the following proposition (Theorem 11.8 in (Mohri et al., 2018)) that helps us to attain generalization bounds using the definition of pseudo-dimension.

Proposition 1. Let $H > 0$, $\mathcal{H} \subseteq [0, H]^{\mathcal{Y}}$, and \mathcal{D} be a probability distribution over \mathcal{Y} . Suppose we draw $\{y_1, \dots, y_N\} \sim \mathcal{D}^N$ i.i.d. Then, with probability at least $1 - \delta$ over this random draw, the following holds for all $h \in \mathcal{H}$:

$$\left| \frac{1}{N} \sum_{i=1}^N h(y_i) - \mathbb{E}_{y \sim \mathcal{D}}[h(y)] \right| = O\left(H \sqrt{\frac{\text{Pdim}(\mathcal{H}) \lg\left(\frac{N}{\text{Pdim}(\mathcal{H})}\right) + \lg\left(\frac{1}{\delta}\right)}{N}} \right).$$

In simpler terms, if the size of the training dataset is $N = \Omega\left(\frac{H^2}{\epsilon^2} (\text{Pdim}(\mathcal{H}) \lg \frac{H}{\epsilon} + \lg \frac{1}{\delta})\right)$, with a probability of $1 - \delta$, we can guarantee that the difference between true expectation over the entire graph and the empirical mean over the dataset is less than ϵ .

Performance measure. We need a general definition of performance that can cover various metrics. Specifically, we measure the performance of A_h^* on $x \in \Pi$ using a utility function u , defined below:

Assumption 3 (Sakaue & Oki (2022, Assumption 3)). *Let $H > 0$. A utility function u takes x and a series of all OPEN, CLOSED, and Parent(\cdot) generated during the execution of A_h^* on $x \in \Pi$ as input, and returns a scalar value in $[0, H]$.*

With this definition, the utility function could, for instance, be the number of node expansions or the total running time, since both can be directly computed from the sizes of the OPEN and CLOSED lists. As shown in Proposition 1, we require a strict upper bound on these measures to ensure that all functions in the class \mathcal{H} return positive, bounded values. This assumption is explicitly used in experiments, as we often set time or memory constraints when running A_h^* . We denote by $u_h : \Pi \rightarrow [0, H]$ the utility function that evaluates A_h^* 's performance on any instance $x \in \Pi$, and we define the class of such functions as $\mathcal{U} = \{u_h : \Pi \rightarrow [0, H] \mid h \in \mathbb{R}^n\}$.

Our goal is to determine the number of training instances needed to learn a heuristic function $h \in \mathbb{R}^n$ such that the A_h^* algorithm achieves optimal performance w.r.t the utility function on all instances $x \sim \mathcal{D}$. Concretely, we want to learn a heuristic function that attains optimal expected performance, $\mathbb{E}_{x \sim \mathcal{D}}[u_h(x)]$. Because we only observe the performance of A_h^* on the training instances x_1, \dots, x_N , namely $u_h(x_1), \dots, u_h(x_N)$, we must ensure generalization to any $x \sim \mathcal{D}$. To achieve this, we need to bound the difference between the empirical average performance and the expected performance,

$$\left| \frac{1}{N} \sum_{i=1}^N u_h(x_i) - \mathbb{E}_{x \sim \mathcal{D}}[u_h(x)] \right|$$

uniformly for all $h \in \mathbb{R}^n$. Establishing such a bound requires determining the pseudo-dimension of \mathcal{U} . In the following section, we use our theoretical tools to derive this result. Note that all proofs and an extended related work discussion are provided in the appendix.

3 SAMPLE COMPLEXITY ANALYSIS

In this section, we attain the $\text{Pdim}(\mathcal{U})$ for the A_h^* algorithm. To this aim, we need to discretize \mathbb{R}^n into regions such that all heuristics in a region have the same performance: $u_{h_1} = u_{h_2}$ if $h_1, h_2 \in \mathcal{P}$. If we look at the Algorithm 1, the only part that the heuristic function impacts the performance is the node selection step from OPEN (line 3). However, in addition to h , the path cost from s_{init} to each state v also matters to determine the total cost: $f(v) = g(v) + h(v)$. If only h determines which node to expand, such as in GBFS, we know that only the total ranking given by h over all states $v \in V$ matters. So, the number of regions are the total number of different ordering among the states, which is $n!$ (Sakaue & Oki, 2022; Chrestien et al., 2024). In the case of A^* algorithm, we first need to define the cases when two different heuristics result in the same performance:

Lemma 1. *Let h and h' be two heuristic functions in \mathbb{R}^n such that $h(v_i) - h(v_j) = h'(v_i) - h'(v_j)$ for any two pairs of $v_i, v_j \in V$. Then, it follows that $u_h(x) = u_{h'}(x)$ for every $x \in \Pi$.*

Before presenting our main theorem, we require a more detailed examination of g -costs, which appear as one component of the f -cost. Formally, at each iteration of A^* , $g(v)$ tracks the cost of the shortest path discovered so far from s_{init} to a vertex v . This cost may be updated if a lower-cost path is found later in the search, implying that $g(v)$ always represents an upper bound on the true cost from s_{init} to v . To determine the number of distinct $g(v)$ values in a graph, we impose the following assumption, which holds for many combinatorial problems (e.g., the Rubik's Cube).

Assumption 4. *Let $\{G = \{V, E\}, c, h\}$ define our task. The edge cost function $c : E \rightarrow \{c_0\}$ assigns a constant cost c_0 to all edges.*

Under Assumption 4, the number of distinct values that $g(v)$ can take for any $v \in V$ is at most $|V| = n$. Define $\mathcal{G}_V = \{(v, g(v)) \mid v \in V\}$, which is the set of vertex-cost pairs. Hence, $|\mathcal{G}_V| = n^2$. Armed with these observations, we now establish an upper bound on $\text{Pdim}(\mathcal{U})$ for A^* in the following theorem.

Theorem 1. *Let A_h have parameters $h \in \mathbb{R}^n$, and let the graph G satisfy Assumption 4. Then, it holds that $\text{Pdim}(\mathcal{U}) = \mathcal{O}(n \log n)$.*

Extension to PDB Heuristics. In general, we consider heuristic functions $h \in \mathbb{R}^n$. However, for PDB heuristics, one can learn values on an abstracted state space whose size is m , which can be exponentially smaller than n . In that case, h effectively lives in \mathbb{R}^m . We next show that learning heuristic functions to approximate a PDB heuristic can further reduce $\text{Pdim}(\mathcal{U})$.

Theorem 2. *Let G be a graph with $|G| = n$, and let P be a PDB dataset over G with an induced graph of size m . Suppose A_h uses a heuristic h trained on P and that G satisfies Assumption 4. Then, $\text{Pdim}(\mathcal{U}) = \mathcal{O}(m \log n)$.*

Remarks on upper bounds for $\text{Pdim}(\mathcal{U})$. Sakaue & Oki (2022) provided the first upper bounds on $\text{Pdim}(\mathcal{U})$. For a general class of graphs, they proved an upper bound of $\mathcal{O}(n^2 \log n)$, later refining it to $\mathcal{O}(n \log(nW))$ under the assumption that edge weights are bounded by a constant W . In our setting, where graphs follow Assumption 4, we initially obtain an upper bound of $\mathcal{O}(n \log n)$. We then improve this bound to $\mathcal{O}(m \log n)$ by utilizing learned PDB heuristics, with m representing the size of the graph induced by the PDB.

3.1 UPPER BOUNDS ON THE EXPECTED SUBOPTIMALITY

If we aim to achieve $\text{Pdim}(\mathcal{U})$ for the A* algorithm *without* imposing Assumption 4, the sample complexity scales on the order of $\mathcal{O}(n^2 \log n)$. Consequently, to obtain tighter results, one often restricts the class of graphs under consideration. Rather than seeking tighter bounds for a general class of performance measures, we focus on a special measure called the *expected suboptimality*, which captures how far the solution returned by A* is from the optimal solution. For a given problem instance $x \in \Pi$, let $C(x)$ be the cost of the path found by A*, and let $C^*(x)$ be the cost of an optimal path. We define the suboptimality as

$$u_h(x) = C_h(x) - C^*(x).$$

Then, applying the bound on $\text{Pdim}(\mathcal{U})$ together with Proposition 1, we obtain the following upper bound on the gap between the *expected* and *empirical* suboptimality on training data:

$$\mathbb{E}_{x \sim \mathcal{D}}[C_h(x) - C^*(x)] \leq \frac{1}{N} \sum_{i=1}^N (C_h(x_i) - C^*(x_i)) + \tilde{\mathcal{O}}\left(H \sqrt{\frac{n^2 + \log \frac{1}{\delta}}{N}}\right). \quad (1)$$

To reduce the error term in Equation (1), we employ a worst-case bound on the quality of the solution returned by A*. Valenzano et al. (2014) proved that if A* does not reopen nodes (i.e., if we remove lines 13–14 in Algorithm 1), then the suboptimality can be bounded by the total *inconsistency* along the edges of an optimal path. Concretely, for any instance $x \in \Pi$, if v_0, v_1, \dots, v_k is an optimal path with cost $C^*(x)$, then

$$C_h(x) - C^*(x) \leq \sum_{j=1}^{k-1} \text{INC}_h(v_j, v_{j+1}),$$

where, for every edge $(p, c) \in E$, the *inconsistency* INC_h is defined as $\text{INC}_h(p, c) = \max\{h(p) - h(c) - c(p, c), 0\}$. Because $\text{INC}_h(\cdot, \cdot)$ is always non-negative, the total inconsistency on any path can be estimated by summing the edge inconsistencies along that path. Sakaue & Oki (2022) further showed that this bound remains valid even when A* reopen nodes from CLOSED upon discovering a path with lower g cost. In Theorem 3, we show that the bound can be tightened when A* is allowed to reopen nodes.

Theorem 3. *Let $x \in \Pi$ be a problem instance, and let $P_{\text{opt}} = v_0, v_1, \dots, v_k$ be its optimal solution path with cost $C^*(x)$. Suppose A* is allowed to reopen nodes. Then the cost $C_h(x)$ of any solution returned by A* satisfies*

$$C_h(x) - C^*(x) \leq \max_{v \in P_{\text{opt}}} [h(v) - h^*(v)].$$

We use $\Psi_h(x) = \max_{v \in P_{\text{opt}}} [h(v) - h^*(v)]$ to represent the inadmissibility function parameterized by h for x . We define the class of all inadmissibility functions as $\hat{\mathcal{U}} = \{\Psi_h : \Pi \rightarrow [0, \hat{H}] \mid h \in \mathbb{R}^n\}$. In the following theorem, we bound the difference between the empirical inadmissibility over N training instances, namely $\frac{1}{N} \sum_{i=1}^N \Psi_h(x_i)$, and the expected inadmissibility using $\text{Pdim}(\hat{\mathcal{U}})$.

Theorem 4. For the class $\hat{\mathcal{U}}$ of inadmissibility functions, it holds that $\text{Pdim}(\hat{\mathcal{U}}) = O(n \lg n)$ and we can bound the generalization error by

$$\mathbb{E}_{x \sim \mathcal{D}} [\Psi_h(x)] \leq \frac{1}{N} \sum_{i=1}^N \Psi_h(x_i) + \tilde{O}\left(\hat{H} \sqrt{\frac{n + \lg \frac{1}{\delta}}{N}}\right). \quad (2)$$

Now, looking at the generalization error from Theorem 4 and Theorem 3, we get a tighter upper bound for the expected suboptimality:

$$\mathbb{E}_{x \sim \mathcal{D}} [C_h(x) - C^*(x)] \leq \mathbb{E}_{x \sim \mathcal{D}} [\Psi_h(x)] \leq \frac{1}{N} \sum_{i=1}^N \Psi_h(x_i) + \tilde{O}\left(\hat{H} \sqrt{\frac{n + \lg \frac{1}{\delta}}{N}}\right). \quad (3)$$

3.2 SAMPLE COMPLEXITY USING NEURAL NETWORKS

So far, we have analyzed the sample complexity of heuristic functions $h \in \mathbb{R}^n$ under the assumption that each vertex $v \in V$ has a distinct value, and modifying the heuristic at one vertex does not affect the others. However, in many data-driven settings, these heuristics are realized by a neural network rather than a simple mapping in \mathbb{R}^n . In this section, we derive sample complexity bounds for neural network-based heuristic functions on graphs that satisfy Assumption 4. To do so, we first formalize both the mapping induced by these networks and our corresponding hypothesis class.

Definition 2 (Neural networks [Cheng et al.](#), Definition 2.4). *Given any function $\sigma : \mathbb{R} \rightarrow \mathbb{R}$, we will use the notation $\sigma(\mathbf{x})$ for $\mathbf{x} \in \mathbb{R}^d$ to mean $[\sigma(\mathbf{x}_1), \sigma(\mathbf{x}_2), \dots, \sigma(\mathbf{x}_d)]^\top \in \mathbb{R}^d$. Let $\sigma : \mathbb{R} \rightarrow \mathbb{R}$ and let L be a positive integer. A neural network with activation σ and architecture $\mathbf{w} = [w_0, w_1, \dots, w_L, w_{L+1}]^\top \in \mathbb{Z}_+^{L+2}$ is a parameterized function class, parameterized by $L+1$ affine transformations $\{T_i : \mathbb{R}^{w_{i-1}} \rightarrow \mathbb{R}^{w_i}, i \in [L+1]\}$ with T_{L+1} linear, is defined as the function*

$$T_{L+1} \circ \sigma \circ T_L \circ \dots \circ T_2 \circ \sigma \circ T_1.$$

L denotes the number of hidden layers in the network, while w_i signifies the width of the i -th hidden layer for $i \in [L]$. The input and output dimensions of the neural network are denoted by w_0 and w_{L+1} , respectively. If T_i is represented by the matrix $A^i \in \mathbb{R}^{w_i \times w_{i-1}}$ and vector $\mathbf{b}^i \in \mathbb{R}^{w_i}$, i.e., $T_i(\mathbf{x}) = A^i \mathbf{x} + \mathbf{b}^i$ for $i \in [L+1]$, then the weights of neuron $j \in [w_i]$ in the i -th hidden layer come from the entries of the j -th row of A^i while the bias of the neuron is indicated by the j -th coordinate of \mathbf{b}^i . The size of the neural network is defined as $w_1 + \dots + w_L$, denoted by U .

With reference to Definition 2, a family of neural networks is defined as $N^\sigma : \mathbb{R}^{w_0} \times \mathbb{R}^W \rightarrow \mathbb{R}^{w_{L+1}}$, where \mathbb{R}^{w_0} is the input space, σ is the activation function in hidden layers, and \mathbb{R}^W is the parameter space. The parameter space \mathbb{R}^W is implicitly defined by all weight matrices A^i and bias vectors \mathbf{b}^i for $i \in [L+1]$ within the neural network. Each function $N^\sigma(\mathbf{x}, \mathbf{w})$ is defined for any $\mathbf{x} \in \mathbb{R}^{w_0}$ and $\mathbf{w} \in \mathbb{R}^W$ as

$$N^\sigma(\mathbf{x}, \mathbf{w}) = T_{L+1}(\sigma(T_L(\dots T_2(\sigma(T_1(\mathbf{x}))) \dots))),$$

where each T_i is an affine transformation that depends on \mathbf{w} . For the hidden layers, we employ the **ReLU** activation, while the last layer uses the **Softmax** activation, consistent with treating heuristic learning as a classification task.

- **ReLU:** The Rectified Linear Unit (ReLU) activation $\text{ReLU} : \mathbb{R} \rightarrow \mathbb{R}_{\geq 0}$ is given by $\text{ReLU}(x) = \max\{0, x\}$.
- **Softmax:** The Softmax activation $: \mathbb{R}^\ell \rightarrow (0, 1)^\ell$ is applied coordinatewise:

$$\text{Softmax}(x_i) = \frac{\exp(x_i)}{\sum_{j=1}^k \exp(x_j)}, \quad i = 1, \dots, \ell.$$

The parameterization induced by the neural network $N^{\sigma, \sigma'}$ is shown as $\varphi_{\mathbf{w}}^{N^{\sigma, \sigma'}}$, where σ is the hidden-layer activation function and σ' is the activation function in the final layer. This gives rise to the performance class $\mathcal{U} = \{u_h : \Pi \rightarrow [0, H] \mid h = \varphi_{\mathbf{w}}^{N^{\sigma, \sigma'}}, \mathbf{w} \in \mathbb{R}^W\}$. In the following theorem, we derive $\text{Pdim}(\mathcal{U})$.

Theorem 5. Let G be a graph with $|V| = n$, and let P be a PDB dataset over G whose induced graph has size m . Assume G satisfies Assumption 4, and let $h : V \rightarrow [0, D]$ be a heuristic function trained via a neural network. Then, $\text{Pdim}(\mathcal{U}) = \mathcal{O}(n)$. Moreover, if h is trained on P , it follows that $\text{Pdim}(\mathcal{U}) = \mathcal{O}(m)$.

The bound in Theorem 5 depends on the size of the graph, which may be large. Ideally, we want to leverage neural networks to obtain a tighter bound in terms of the network’s size. The proposed approach from Balcan et al. (2021a) is not guaranteed to remain valid under a neural network’s parameterization. So, we first define a representation function and then derive a bound on $\text{Pdim}(\mathcal{U})$ that accounts for the parameters of the neural network.

Definition 3. For each instance $I \in \mathcal{I}$, we define a representation function $\text{Rep}(I) = \mathbf{x}$, where \mathbf{x} is the feature vector fed into the neural network. This representation encompasses all relevant features of an instance, including any common across instances.

Our definition of $\text{Rep}(I)$ must encompass all the information required to find a path from the start state to the goal. However, we cannot simply include all states in each instance, since computing h^* for all states is itself the ultimate goal of training. Instead, for each instance, we include a set B of states encountered by running a search from the start state for that instance to the goal using h^* . This approach allows us to capture only the necessary data without relying on all possible states.

Theorem 6. Let G be a graph with $|V| = n$, and let P be a PDB dataset over G whose induced graph has size m . Assume G satisfies Assumption 4, and let $h : V \rightarrow [0, D]$ be a heuristic function trained via a neural network. Then, $\text{Pdim}(\mathcal{U}) = \mathcal{O}(LW \log(U + \ell) + W \log(\ell|B|(L + 1)))$. Moreover, if h is trained on P , it follows that $\text{Pdim}(\mathcal{U}) = \mathcal{O}(LW \log(U + \ell') + W \log(\ell'|B'|(L + 1)))$.

Instance-dependent framework. So far, our analysis of sample complexity has focused on heuristic functions that can be used for all instances, under the assumption that each instance shares the same goal state, and thus the same heuristic values. However, we can also view instances as s_{init} –goal pairs, where changing the goal requires a different heuristic. To address this, we adopt neural networks as the learning framework, enabling heuristic values that adapt to instance-specific features.

Theorem 7. Let G be a graph with $|V| = n$, and let P be a PDB dataset over G whose induced graph has size m . Assume that G satisfies Assumption 4, and let $h : V \rightarrow [0, D]$ be a heuristic function trained via a neural network, capable of estimating heuristic values for varying goal in G . Then, $\text{Pdim}(\mathcal{U}) = \mathcal{O}(LW \log(U + \ell) + W \log(\ell|B|n(L + 1)))$. Moreover, if h is trained on P , it follows that $\text{Pdim}(\mathcal{U}) = \mathcal{O}(LW \log(U + \ell') + W \log(\ell'|B'|m(L + 1)))$.

4 TRAINING FRAMEWORK

Our goal is to learn a heuristic h that can be queried many times during A* search while satisfying three key requirements: (1) **Perfect admissibility**: the heuristic must satisfy $h(s) \leq h^*(s)$ for every state $s \in V$; (2) **High average value**: among admissible heuristics, those with higher mean values, defined as $\frac{1}{|S|} \sum_{s \in S} h(s)$, provide stronger guidance for search; and (3) **Fast inference**: the size of the model to calculate h , denoted as $|h|$, should be as small as possible to minimize per-call latency and memory overhead during search. These objectives can be expressed as the optimization problem

$$\max_h \frac{1}{|S|} \sum_{s \in S} h(s) \quad \text{s.t.} \quad h(s) \leq h^*(s) \quad (\forall s \in S), \quad |h| \text{ is minimized.} \quad (4)$$

Framing the Task as Ordinal Classification. Under Assumption 4 the problem can be treated as a classification task where each heuristic value $0, 1, \dots, \ell$ forms a class. The cross-entropy (CE) loss,

$$CE = -\frac{1}{N} \sum_{i=1}^N \sum_{k=1}^{\ell} y_k^{(i)} \log p_k^{(i)}, \quad p_k^{(i)} = \frac{\exp(x_k^{(i)})}{\sum_{j=1}^{\ell} \exp(x_j^{(i)})},$$

optimises accuracy but ignores the *order* among classes and treats under- and over-estimation equally. Because we prefer underestimation to overestimation, we introduce a new loss function called *Cross-Entropy Admissibility (CEA)*:

$$CEA = -\frac{1}{N} \sum_{i=1}^N \log \left(\sum_{k=1}^{h_i^*} \left(\frac{k}{h_i^*} \right)^\beta p_k^{(i)} \right) + \eta [-\log p_{h_i^*}^{(i)}]. \quad (5)$$

The *first term* reallocates probability mass to all classes $k \leq h_i^*$; the weight $(k/h_i^*)^\beta$ decreases as k moves farther below the true class. The parameter $\beta > 0$ balances admissibility (smaller β) against heuristic strength (larger β). The *second term* is a CE penalty, scaled by η , that sharpens the distribution around the true class. It discourages the model from assigning high probability to an inadmissible class even when most mass lies on admissible ones. Choosing η so that $\eta \ll 1$ maintains the dominance of the first (admissibility) term while still penalizing low probability on the true class. With this loss, the unique global optimum is achieved when $p_{h_i^*}^{(i)} = 1$ for every sample, fulfilling both admissibility and maximal average heuristic.

Delta heuristic. PDBs can have imbalanced distributions of states and heuristic values. In the 6-edge Rubik’s-Cube PDB, more than 86% of the states fall in classes 7 and 8. Because these classes have large heuristic values, a model that over-predicts them is likely to violate admissibility on states with lower heuristics. This can be improved using a *delta heuristic* h_Δ (Sturtevant et al., 2017). Instead of storing distances in a single PDB, we store a small *base* PDB with a pattern that is a subset of the full PDB and store only the *difference* between these PDBs $\Delta = h_{\text{large}} - h_{\text{base}}$. At inference time, the final heuristic is reconstructed as $h_{\text{large}}(s) = h_{\text{base}}(s) + \Delta(s)$. Table 3 (Appendix G) shows that subtracting a 4-edge PDB from the 6-edge PDB significantly shifts the class imbalance.

5 EXPERIMENTS

In this section, we aim to answer the following key questions: (1) *How effective is the proposed training framework in learning strong admissible heuristics?* (2) *How robust is the proposed loss function to hyperparameter choices?* (3) *What is the trade-off between model complexity and the strength of the learned heuristic?*

To evaluate these questions, we focus on the 3×3 Rubik’s Cube, where, to our knowledge, no previous machine learning methods have learned an admissible heuristic. We selected four PDBs with distinct characteristics: 8-Corner, $\Delta(6, 4)$ -Edge, 6-Edge, and 7-Edge. All PDBs are sourced from the HOG2 repository¹. The summary statistics for the PDBs are presented in Table 1, and the complete heuristic distributions are provided in Table 3 (Appendix G). For learning heuristic models, we adopt a neural network architecture based on the ResNet model (He et al., 2016). A complete description of the model architecture and the selected hyperparameters is presented in Appendix G.

Evaluating Learned Heuristics. We compare the heuristic learned with CEA loss function against two baselines: (1) the learned heuristic using CE loss, and (2) a compressed PDB constructed using the min compression technique. The compression factor was chosen so that the compressed PDB and both NN models occupy the same amount of memory. For the NN models, we used the same hyperparameters and allocated the same number of training epochs for both loss functions. The CEA-specific parameters, β and η , are tuned per model; Appendix J details a general tuning procedure applicable to any model.

The most critical property of a learned heuristic for achieving optimality is its overestimation rate, which should ideally be zero. However, assigning zero to all states, though admissible, offers no useful guidance. Our goal, therefore, is to learn a heuristic that is both admissible and highly informative. Our results are summarized in Table 2. We achieved an overestimation rate which is nearly zero, indicating a fully admissible heuristic, for the 8-corner and $\Delta(6, 4)$ -Edge PDBs, and only a few thousand overestimated states for the 6-edge and 7-edge PDBs. The CEA loss achieved a fully admissible heuristic in the 8-corner PDB while matching the average heuristic of the original PDB, demonstrating no information loss. Across all PDBs, the overestimation rate for our loss function is nearly $10^4 \times$ smaller than that obtained with the CE loss. The comparison of the distributions of overestimated states for both loss functions across all PDBs is presented in Figures 5–8 in Appendix H. These findings suggest that CE loss is ill-suited for learning admissible heuristics

¹<https://github.com/nathansttt/hog2/tree/PDB-refactor>

in domains satisfying Assumption 4, where the heuristic learning problem can be formulated as a classification task. We attribute the challenges faced by the CE loss in learning admissible heuristics to two main factors: (1) the dataset’s large size and (2) the sparse representation of each state, which includes only the location and rotation of each cubie. In deep learning classification tasks for large datasets (Sun et al., 2017), there are usually no constraints on model size, and the representation for each state is richer.

When compared to the compressed PDB built using the min compression technique, the CEA loss achieves a significantly higher average heuristic in all PDBs, even though a few thousand overestimated states remain in the 6-edge and 7-edge PDBs. This improvement indicates that the CEA loss preserves more information than classical compression techniques such as min compression. To evaluate how far we can reduce model size while maintaining both admissibility and accuracy, we conduct an experiment on the 8-corner PDB (Appendix I). Remarkably, we achieve a $51\times$ compression relative to the original PDB, with performance comparable to the model reported in Table 2.

Table 1: Summary statistics for the PDBs.

PDB	Avg. Heuristic	Number of States	PDB Size (MB)
4-edge	6.75	3,041,280	1.52
6-edge	7.65	42,577,920	21.29
8-corner	8.76	88,179,840	44.09
7-edge	8.51	510,935,040	255.47

Table 2: Comparison between learned neural network heuristics and compressed PDBs.

Heuristic Type	Pattern	Avg. Heuristic	Overestimation Rate	Model Size (MB)	Compression Rate
NN + CEA loss	7-edge	7.45	2×10^{-5}	3.75	$68.12\times$
NN + CE loss		8.44	1.4×10^{-2}	3.75	$68.12\times$
Compressed PDB		6.83	0	3.65	$70.00\times$
NN + CEA loss	8-corner	8.76	3×10^{-7}	1.89	$23.32\times$
NN + CE loss		8.76	2×10^{-3}	1.89	$23.32\times$
Compressed PDB		6.84	0	1.91	$23.00\times$
NN + CEA loss	6-edge	6.92	9×10^{-5}	1.95	$10.91\times$
NN + CE loss		7.46	9×10^{-2}	1.95	$10.91\times$
Compressed PDB		6.68	0	1.93	$11.03\times$
NN + CEA loss	$\Delta(6,4)$ -edge	1.31	3×10^{-6}	3.20	$6.65\times$
NN + CE loss		1.89	15×10^{-2}	3.20	$6.65\times$
Compressed PDB		1.05	0	3.04	$7.00\times$

6 CONCLUSION AND FUTURE WORK

This paper lays a foundation for learning admissible heuristics that are both effective in practice and backed by theory. We formulate heuristic learning as an optimization problem with explicit constraints on model size, heuristic strength, and admissibility. We introduce Cross-Entropy Admissibility (CEA), a loss that improves accuracy while directly penalizing any admissibility error. In experiments on 3×3 Rubik’s-Cube PDBs, CEA reduced the ratio of inadmissible states to below 10^{-6} and matched or outperformed classical compression techniques. On the theory side, we tightened the sample-complexity bounds by leveraging the exponential reduction offered by PDB abstractions and the graph structure commonly seen in heuristic-search tasks. When the hypothesis class is restricted to neural networks, the bound depends primarily on network depth and width rather than graph size. We provide the first generalization guarantees for goal-dependent heuristics. We also introduce a new bound on expected suboptimality using the maximum inadmissibility encountered at any state on the optimal path. The focus of future work will be on finding the most effective ways adapt both search and learning to work together while providing solution quality guarantees.

REFERENCES

- Forest Agostinelli, Stephen McAleer, Alexander Shmakov, and Pierre Baldi. Solving the rubik’s cube with deep reinforcement learning and search. *Nature Machine Intelligence*, 1(8):356–363, 2019.
- Forest Agostinelli, Stephen McAleer, Alexander Shmakov, Roy Fox, Marco Valtorta, Biplav Srivastava, and Pierre Baldi. Obtaining approximately admissible heuristic functions through deep reinforcement learning and A* search. In *Bridging the Gap between AI Planning and Reinforcement Learning*, 2021.
- Forest Agostinelli, Shahaf S Shperberg, Alexander Shmakov, Stephen McAleer, Roy Fox, and Pierre Baldi. Q* search: Heuristic search with deep q-networks. 2024.
- Alberto Archetti, Marco Cannici, and Matteo Matteucci. Neural weighted a*: Learning graph costs and heuristics with differentiable anytime a. In *International Conference on Machine Learning, Optimization, and Data Science*, pp. 596–610, 2021.
- Patrick Assouad. Densité et dimension. *Ann. Inst. Fourier*, 33(3):233–282, 1983.
- Maria-Florina Balcan, Dan DeBlasio, Travis Dick, Carl Kingsford, Tuomas Sandholm, and Ellen Vitercik. How much data is sufficient to learn high-performing algorithms? Generalization guarantees for data-driven algorithm design. In *Proceedings of the 53rd Annual ACM SIGACT Symposium on Theory of Computing (STOC 2021)*, pp. 919–932. ACM, 2021a.
- Maria-Florina Balcan, Siddharth Prasad, Tuomas Sandholm, and Ellen Vitercik. Improved sample complexity bounds for branch-and-cut. In *28th International Conference on Principles and Practice of Constraint Programming*, 2022.
- Maria-Florina F Balcan, Siddharth Prasad, Tuomas Sandholm, and Ellen Vitercik. Sample complexity of tree search configuration: Cutting planes and beyond. *Advances in Neural Information Processing Systems*, 34:4015–4027, 2021b.
- Peter Bartlett, Vitaly Maiorov, and Ron Meir. Almost linear vc dimension bounds for piecewise polynomial networks. *Advances in neural information processing systems*, 11, 1998.
- Rafael V Bettker, Pedro P Minini, André G Pereira, and Marcus Ritt. Understanding sample generation strategies for learning heuristic functions in classical planning. *Journal of Artificial Intelligence Research*, 80:243–271, 2024.
- Dillon Z Chen, Sylvie Thiébaux, and Felipe Trevizan. Learning domain-independent heuristics for grounded and lifted planning. In *Proceedings of the AAAI Conference on Artificial Intelligence*, volume 38, pp. 20078–20086, 2024a.
- Dillon Z Chen, Felipe Trevizan, and Sylvie Thiébaux. Return to tradition: Learning reliable heuristics with classical machine learning. In *Proceedings of the International Conference on Automated Planning and Scheduling*, volume 34, pp. 68–76, 2024b.
- Dillon Z Chen, Johannes Zenn, Tristan Cinquin, and Sheila A McIlraith. Language models for generalised pddl planning: Synthesising sound and programmatic policies. *arXiv preprint arXiv:2508.18507*, 2025.
- Dillon Ze Chen, Sylvie Thiébaux, and Felipe Trevizan. Goose: Learning domain-independent heuristics. In *NeurIPS 2023 Workshop on Generalization in Planning*, 2023.
- Hongyu Cheng, Sammy Khalife, Barbara Fiedorowicz, and Amitabh Basu. Sample complexity of algorithm selection using neural networks and its applications to branch-and-cut. In *The Thirty-eighth Annual Conference on Neural Information Processing Systems*.
- Sanjiban Choudhury, Mohak Bhardwaj, Sankalp Arora, Ashish Kapoor, Gireeja Ranade, Sebastian Scherer, and Debadeepta Dey. Data-driven planning via imitation learning. *The International Journal of Robotics Research*, 37(13-14):1632–1672, 2018.
- Leah Chrestien, Tomas Pevny, Antonin Komenda, and Stefan Edelkamp. A differentiable loss function for learning heuristics in a. *arXiv preprint arXiv:2209.05206*, 2022.

-
- Leah Chrestien, Stefan Edelkamp, Antonin Komenda, and Tomas Pevny. Optimize planning heuristics to rank, not to estimate cost-to-goal. *Advances in Neural Information Processing Systems*, 36, 2024.
- Joseph C Culberson and Jonathan Schaeffer. Pattern databases. *Computational Intelligence*, 14(3): 318–334, 1998.
- Ariel Felner, Richard E Korf, Ram Meshulam, and Robert C Holte. Compressed pattern databases. *Journal of Artificial Intelligence Research*, 30:213–247, 2007.
- Ariel Felner, Uzi Zahavi, Robert Holte, Jonathan Schaeffer, Nathan Sturtevant, and Zhifu Zhang. Inconsistent heuristics in theory and practice. *Artificial Intelligence*, 175(9-10):1570–1603, 2011.
- Dieqiao Feng, Carla P Gomes, and Bart Selman. Left heavy tails and the effectiveness of the policy and value networks in dnn-based best-first search for sokoban planning. *Advances in Neural Information Processing Systems*, 35:36295–36307, 2022.
- Patrick Ferber, Malte Helmert, and Jörg Hoffmann. Neural network heuristics for classical planning: A study of hyperparameter space. In *ECAI 2020*, pp. 2346–2353. IOS Press, 2020.
- Patrick Ferber, Florian Geißer, Felipe Trevizan, Malte Helmert, and Jörg Hoffmann. Neural network heuristic functions for classical planning: Bootstrapping and comparison to other methods. In *Proceedings of the International Conference on Automated Planning and Scheduling*, volume 32, pp. 583–587, 2022.
- Caelan Reed Garrett, Leslie Pack Kaelbling, and Tomás Lozano-Pérez. Learning to rank for synthesizing planning heuristics. In Subbarao Kambhampati (ed.), *Proceedings of the Twenty-Fifth International Joint Conference on Artificial Intelligence, IJCAI 2016, New York, NY, USA, 9-15 July 2016*, pp. 3089–3095. IJCAI/AAAI Press, 2016. URL <http://www.ijcai.org/Abstract/16/438>.
- Pawel Gomoluch, Dalal Alrajeh, Alessandra Russo, and Antonio Bucchiarone. Learning neural search policies for classical planning. In *Proceedings of the International Conference on Automated Planning and Scheduling*, volume 30, pp. 522–530, 2020.
- Matias Greco, Pablo Araneda, and Jorge A Baier. Focal discrepancy search for learned heuristics. In *Proceedings of the International Symposium on Combinatorial Search*, volume 15, pp. 282–284, 2022.
- Mingyu Hao, Felipe Trevizan, Sylvie Thiébaux, Parick Ferber, and Jörg Hoffmann. Learned pairwise rankings for greedy best-first search. In *Proc. ICAPS Workshop on Reliable Data-Driven Planning and Scheduling*, 2024.
- Peter E Hart, Nils J Nilsson, and Bertram Raphael. A formal basis for the heuristic determination of minimum cost paths. *IEEE transactions on Systems Science and Cybernetics*, 4(2):100–107, 1968.
- Patrik Haslum, Blai Bonet, Héctor Geffner, et al. New admissible heuristics for domain-independent planning. In *AAAI*, volume 5, pp. 9–13, 2005.
- Rishi Hazra, Pedro Zuidberg Dos Martires, and Luc De Raedt. Saycanpay: Heuristic planning with large language models using learnable domain knowledge. In *Proceedings of the AAAI Conference on Artificial Intelligence*, volume 38, pp. 20123–20133, 2024.
- Kaiming He, Xiangyu Zhang, Shaoqing Ren, and Jian Sun. Deep residual learning for image recognition. In *Proceedings of the IEEE conference on computer vision and pattern recognition*, pp. 770–778, 2016.
- Daniel Heller, Patrick Ferber, Julian Bitterwolf, Matthias Hein, and Jörg Hoffmann. Neural network heuristic functions: Taking confidence into account. In *Proceedings of the International Symposium on Combinatorial Search*, volume 15, pp. 223–228, 2022.
- Malte Helmert, Nathan Sturtevant, and Ariel Felner. On variable dependencies and compressed pattern databases. In *Proceedings of the International Symposium on Combinatorial Search*, volume 8, pp. 129–133, 2017.

-
- Malte Helmert, Tor Lattimore, Levi H. S. Lelis, Laurent Orseau, and Nathan R. Sturtevant. Iterative budgeted exponential search. *International Joint Conference on Artificial Intelligence (IJCAI)*, 2019. URL <https://webdocs.cs.ualberta.ca/~nathanst/papers/IBEX.pdf>.
- Sukai Huang, Trevor Cohn, and Nir Lipovetzky. Chasing progress, not perfection: Revisiting strategies for end-to-end LLM plan generation. In *Proceedings of the 35th International Conference on Automated Planning and Scheduling (ICAPS)*, Melbourne, Victoria, Australia, November 2025.
- Michael Katz and Emil Keyder. A* search and bound-sensitive heuristics for oversubscription planning. In *Proceedings of the AAAI Conference on Artificial Intelligence*, volume 36, pp. 9813–9820, 2022.
- Soonkyum Kim and Byungchul An. Learning heuristic a: Efficient graph search using neural network. In *2020 IEEE International Conference on Robotics and Automation (ICRA)*, pp. 9542–9547. IEEE, 2020.
- Daniil Kirilenko, Anton Andreychuk, Aleksandr Panov, and Konstantin Yakovlev. Transpath: Learning heuristics for grid-based pathfinding via transformers. In *Proceedings of the AAAI Conference on Artificial Intelligence*, volume 37, pp. 12436–12443, 2023.
- Richard E Korf. Finding optimal solutions to rubik’s cube using pattern databases. In *AAAI/IAAI*, pp. 700–705, 1997.
- Levi Lelis, Richard Valenzano, Gabriel Nazar, and Roni Stern. Searching with a corrupted heuristic. *Proceedings of the International Symposium on Combinatorial Search*, 7(1):63–71, Sep. 2021. doi: 10.1609/socs.v7i1.18394. URL <https://ojs.aaai.org/index.php/SOCS/article/view/18394>.
- Tianhua Li, Ruimin Chen, Borislav Mavrin, Nathan R Sturtevant, Doron Nadav, and Ariel Felner. Optimal search with neural networks: Challenges and approaches. In *Proceedings of the International Symposium on Combinatorial Search*, volume 15, pp. 109–117, 2022.
- Alberto Martelli. On the complexity of admissible search algorithms. *Artificial Intelligence*, 8(1): 1–13, 1977.
- Silin Meng, Yiwei Wang, Cheng-Fu Yang, Nanyun Peng, and Kai-Wei Chang. LLM-A*: Large language model enhanced incremental heuristic search on path planning. In Yaser Al-Onaizan, Mohit Bansal, and Yun-Nung Chen (eds.), *Findings of the Association for Computational Linguistics: EMNLP 2024, Miami, Florida, USA, November 12-16, 2024*, pp. 1087–1102. Association for Computational Linguistics, 2024. URL <https://aclanthology.org/2024.findings-emnlp.60>.
- Mehryar Mohri, Afshin Rostamizadeh, and Ameet Talwalkar. *Foundations of Machine Learning*. MIT Press, second edition, 2018.
- Wendy Myrvold and Frank Ruskey. Ranking and unranking permutations in linear time. *Information Processing Letters*, 79(6):281–284, 2001.
- Danilo Numeroso, Davide Bacciu, and Petar Veličković. Learning heuristics for a. *arXiv e-prints*, pp. arXiv–2204, 2022.
- Carlos Núñez-Molina, Masataro Asai, Pablo Mesejo, and Juan Fernández-Olivares. On using admissible bounds for learning forward search heuristics. In *Proceedings of the Thirty-Third International Joint Conference on Artificial Intelligence, IJCAI 2024, Jeju, South Korea, August 3-9, 2024*, pp. 6761–6769. ijcai.org, 2024. URL <https://www.ijcai.org/proceedings/2024/747>.
- Peter Orlik and Hiroaki Terao. *Arrangements of hyperplanes*, volume 300. Springer Science & Business Media, 2013.
- Laurent Orseau and Levi HS Lelis. Policy-guided heuristic search with guarantees. In *Proceedings of the AAAI Conference on Artificial Intelligence*, volume 35, pp. 12382–12390, 2021.

-
- Laurent Orseau, Marcus Hutter, and Levi H. S. Lelis. Levin tree search with context models. In Edith Elkind (ed.), *Proceedings of the Thirty-Second International Joint Conference on Artificial Intelligence, IJCAI-23*, pp. 5622–5630. International Joint Conferences on Artificial Intelligence Organization, 8 2023. doi: 10.24963/ijcai.2023/624. URL <https://doi.org/10.24963/ijcai.2023/624>. Main Track.
- Michal Pándy, Weikang Qiu, Gabriele Corso, Petar Veličković, Zhitao Ying, Jure Leskovec, and Pietro Liò. Learning graph search heuristics. In *Learning on Graphs Conference*, pp. 10–1. PMLR, 2022.
- David Pollard. *Convergence of Stochastic Processes*. Springer, first edition, 1984.
- Shinsaku Sakaue and Taihei Oki. Sample complexity of learning heuristic functions for greedy-best-first and A* search. *Advances in Neural Information Processing Systems*, 35:2889–2901, 2022.
- Mehdi Samadi, Maryam Siabani, Ariel Felner, and Robert Holte. Compressing pattern databases with learning. In *Proceedings of the 2008 Conference on ECAI 2008: 18th European Conference on Artificial Intelligence*, pp. 495–499, NLD, 2008. IOS Press. ISBN 9781586038915.
- Julian Schrittwieser, Ioannis Antonoglou, Thomas Hubert, Karen Simonyan, Laurent Sifre, Simon Schmitt, Arthur Guez, Edward Lockhart, Demis Hassabis, Thore Graepel, et al. Mastering atari, go, chess and shogi by planning with a learned model. *Nature*, 588(7839):604–609, 2020.
- Jendrik Seipp. Dissecting scorpion: Ablation study of an optimal classical planner. In *ECAI 2024*, pp. 39–42. IOS Press, 2024.
- William Shen, Felipe Trevizan, and Sylvie Thiébaux. Learning domain-independent planning heuristics with hypergraph networks. In *Proceedings of the International Conference on Automated Planning and Scheduling*, volume 30, pp. 574–584, 2020.
- David Silver, Julian Schrittwieser, Karen Simonyan, Ioannis Antonoglou, Aja Huang, Arthur Guez, Thomas Hubert, Lucas Baker, Matthew Lai, Adrian Bolton, et al. Mastering the game of go without human knowledge. *nature*, 550(7676):354–359, 2017.
- Nathan Sturtevant, Ariel Felner, and Malte Helmert. Value compression of pattern databases. In *Proceedings of the AAAI Conference on Artificial Intelligence*, volume 31, 2017.
- Chen Sun, Abhinav Shrivastava, Saurabh Singh, and Abhinav Gupta. Revisiting unreasonable effectiveness of data in deep learning era. *Proceedings of the IEEE International Conference on Computer Vision (ICCV)*, pp. 843–852, 2017. URL https://openaccess.thecvf.com/content_iccv_2017/html/Sun_Revisiting_Unreasonable_Effectiveness_ICCV_2017_paper.html.
- Richard S Sutton. Learning to predict by the methods of temporal differences. *Machine learning*, 3: 9–44, 1988.
- Hugo Touvron, Louis Martin, Kevin Stone, Peter Albert, Amjad Almahairi, Yasmine Babaei, Nikolay Bashlykov, Soumya Batra, Prajjwal Bhargava, Shruti Bhosale, et al. Llama 2: Open foundation and fine-tuned chat models. *arXiv e-prints*, pp. arXiv–2307, 2023.
- Jes ús Virseda, Daniel Borrajo, and Vidal Alcázar. Learning heuristic functions for cost-based planning. *Planning and Learning*, 4, 2013.
- Richard Valenzano, Nathan Sturtevant, and Jonathan Schaeffer. Worst-case solution quality analysis when not re-expanding nodes in best-first search. In *Proceedings of the AAAI Conference on Artificial Intelligence*, volume 28, 2014.
- Rishi Veerapaneni, Muhammad Suhail Saleem, and Maxim Likhachev. Learning local heuristics for search-based navigation planning. In *Proceedings of the International Conference on Automated Planning and Scheduling*, volume 33, pp. 634–638, 2023.

-
- Rishi Veerapaneni, Jonathan Park, Muhammad Suhail Saleem, and Maxim Likhachev. A data efficient framework for learning local heuristics. In *Proceedings of the International Symposium on Combinatorial Search*, volume 17, pp. 223–227, 2024.
- Peter R Wurman, Samuel Barrett, Kenta Kawamoto, James MacGlashan, Kaushik Subramanian, Thomas J Walsh, Roberto Capobianco, Alisa Devlic, Franziska Eckert, Florian Fuchs, et al. Outracing champion gran turismo drivers with deep reinforcement learning. *Nature*, 602(7896): 223–228, 2022.
- Ryo Yonetani, Tatsunori Tanai, Mohammadamin Barekatin, Mai Nishimura, and Asako Kanezaki. Path planning using neural A* search. In *International conference on machine learning*, pp. 12029–12039. PMLR, 2021.
- Liu Yu, Ryo Kuroiwa, and Alex Fukunaga. Learning search-space specific heuristics using neural network. In *ICAPS Workshop on Heuristics and Search for Domainindependent Planning*, pp. 1–8, 2020.

Appendix

CONTENTS

A Related Work	15
B Pseudocode for the A* Algorithm	16
C Comparing the PDB Abstraction to the Full Graph	17
D Proofs for Heuristic Functions in \mathbb{R}^n	17
E Expected suboptimality of A* with reopenings	18
F Proof of theorems using neural networks	20
G Experimental Setup	24
G.1 State Representation	24
H Overestimation Distribution	24
I Model Size & Heuristic Quality	25
J Dynamics of (β, η) During Training	25

A RELATED WORK

There has been significant effort to learn good heuristics for heuristic search algorithms (Chen et al., 2023; Numeroso et al., 2022; Greco et al., 2022; Chen et al., 2024b; Ferber et al., 2020; Yu et al., 2020; Kim & An, 2020; ús Virseda et al., 2013; Heller et al., 2022; Agostinelli et al., 2019; Kirilenko et al., 2023; Chen et al., 2024a; Hao et al., 2024; Bettker et al., 2024). One branch of work uses *Graph Neural Networks* to better learn the heuristic function by exploiting the graph structure of the problem (Pándy et al., 2022; Shen et al., 2020). In heuristic search problems, the heuristic value of a state can often be approximated from its neighbors’ values, as they differ only by the cost of the connecting edge. Consequently, one can employ *bootstrapping* methods such as TD-learning (Sutton, 1988) to learn the heuristic value for each state (Ferber et al., 2022; Agostinelli et al., 2024). Veerapaneni et al. (2023) take a different approach than learning the global cost-to-go values, since these can be time-consuming to train and difficult to generalize to new problems. Instead, Veerapaneni et al. (2023) train *local heuristics* that estimate the cost to escape from small regions for the robot, and later combine these local heuristics with a global heuristic to reduce node expansions. Because data collection for the local heuristic can be slow for large graphs, Veerapaneni et al. (2024) propose an efficient data collection approach that leverages the combinatorial nature of tasks. Another branch of work considers directly learning the policy that decides which node to expand next rather than learning heuristic values (Orseau & Lelis, 2021; Gomoluch et al., 2020; Feng et al., 2022; Choudhury et al., 2018). For instance, Choudhury et al. (2018) train a policy using *imitation learning* that bases its decisions solely on the portion of the search space uncovered so far.

Garrett et al. (2016) propose focusing on the ordering of states induced by the heuristic, rather than learning exact heuristic values. They employ Rank Support Vector Machines (RankSVM) by using the number of incorrectly ordered pairs of states in each problem as the loss function. Later on, Chrestien et al. (2024) provide theoretical proof that training heuristic functions to produce correct rankings is sufficient for optimal performance, and explain why learning the exact cost-to-go values

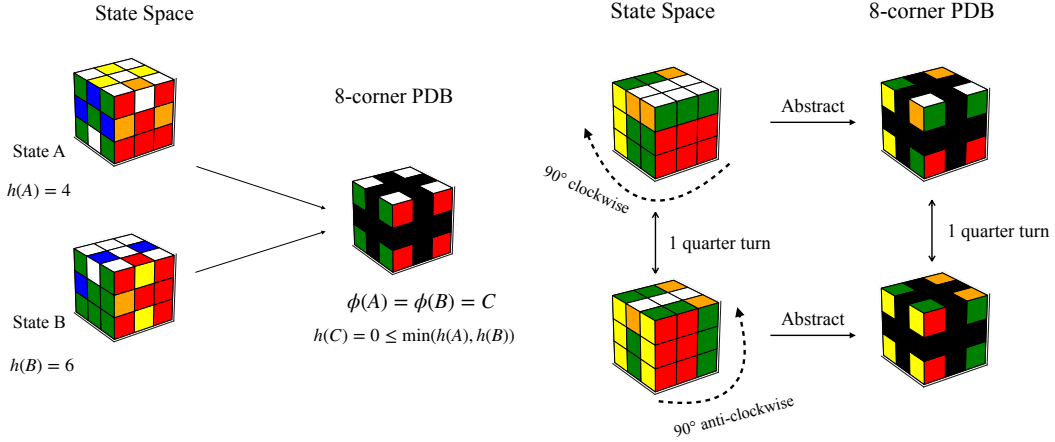


Figure 2: Comparison between the full state-space graph of the 3×3 Rubik's Cube and the abstraction generated using only the eight corner cubies.

Algorithm 1 A* algorithm

```

1: OPEN =  $\{s_{init}\}$ , CLOSED =  $\emptyset$ , Parent( $s_{init}$ ) = null and  $g(s_{init}) = 0$ .
2: while OPEN is not empty :
3:    $s \leftarrow \operatorname{argmin}\{g(v) + h(v) | v \in \text{OPEN}\}$  ▷ selection step.
4:   if  $s = \text{goal}$  :
5:     return solution path using Parent( $s$ ) recursively.
6:   for each child  $s'$  of  $s$  :
7:      $g_{new} \leftarrow g(s) + c(s, s')$ .
8:     if  $s' \notin \text{OPEN} \cup \text{CLOSED}$  :
9:        $g(s') \leftarrow g_{new}$ , and  $\text{OPEN} \leftarrow \text{OPEN} \cup \{s'\}$ .
10:    else if  $s' \in \text{OPEN}$  and  $g_{new} < g(s')$  :
11:       $g(s') \leftarrow g_{new}$  and Parent( $s'$ )  $\leftarrow s$ .
12:    else if  $s' \in \text{CLOSED}$  and  $g_{new} < g(s')$  :
13:       $g(s') \leftarrow g_{new}$  and Parent( $s'$ )  $\leftarrow s$ .
14:      Move  $s'$  from CLOSED to OPEN. ▷ node reopening.
15:   Move  $s$  from OPEN to CLOSED.
```

via mean-squared error regression can be unnecessarily difficult; their experiments on a wide range of tasks also show that ranking-based loss functions outperform regression-based ones. Subsequently, [Chrestien et al. \(2022\)](#) propose the L^* loss, which upper-bounds the number of expanded nodes by ensuring that states on the optimal path have lower heuristic values than those off it. [Li et al. \(2022\)](#) and [Agostinelli et al. \(2021\)](#) investigate the admissibility of learned heuristics, guaranteeing full and approximate admissibility, respectively. [Núñez-Molina et al. \(2024\)](#) model the learned heuristic as a Truncated Gaussian, with an admissible heuristic serving as the lower bound. [Balcan et al. \(2021a\)](#) introduce a theoretical framework that provides generalization guarantees for data-driven algorithms by bounding the performance gap between training data and unseen data for algorithms relying on learned parameters. This framework is further applied to establish sample-complexity bounds for general tree-search algorithms ([Balcan et al., 2021b; 2022](#)) and for GBFS/A* ([Sakaue & Oki, 2022](#)). [Cheng et al.](#) address the sample complexity of branch-and-cut problems by modeling the parameter space with neural networks. They also derive a sample complexity bound for learning instance-dependent parameters.

B PSEUDOCODE FOR THE A* ALGORITHM

In this section, we provide an overview of the general procedure of A_h^* , as shown in Algorithm 1.

C COMPARING THE PDB ABSTRACTION TO THE FULL GRAPH

Figure 2 compares the abstracted state space (8-corner PDB) with the main graph and highlights two basic properties. First, all states in the main graph that map to the same abstract state receive the same heuristic value—namely, the shortest-path distance in the abstracted space to the abstract goal—which is a lower bound on their true distances; thus admissibility is guaranteed. Second, if two states are connected by a move in the main graph, then their images in the abstracted space are either the same state or adjacent states by the *same* move, so connectivity is preserved under the abstraction.

D PROOFS FOR HEURISTIC FUNCTIONS IN \mathbb{R}^n

In this section, we provide proofs for theoretical results that assume $h \in \mathbb{R}^n$.

Proof of Lemma 1. Suppose we have two heuristic functions h and h' that satisfy the condition of Lemma 1. Consider two states v_i and v_j such that A_h^* selects v_i for expansion before v_j . By definition of the selection rule, this implies one of the following:

1. $g(v_i) + h(v_i) < g(v_j) + h(v_j)$,
2. $g(v_i) + h(v_i) = g(v_j) + h(v_j)$ and, under the tie-breaking rule specified by Assumption 2, A_h^* chooses v_i over v_j .

In either case, we derive: $g(v_i) + h(v_i) - h(v_j) \leq g(v_j)$. By Lemma 1, we have $h(v_i) - h(v_j) = h'(v_i) - h'(v_j)$. Substituting this into the above inequality gives

$$g(v_i) + h'(v_i) - h'(v_j) \leq g(v_j) \implies g(v_i) + h'(v_i) \leq g(v_j) + h'(v_j).$$

Hence, under $A_{h'}^*$, the same selection decision is made, choosing v_i instead of v_j . Since this reasoning applies to all selection steps, A_h^* and $A_{h'}^*$ perform identical, implying $u_h(x) = u_{h'}(x)$ for every $x \in \Pi$. \square

Proof of Theorem 1. From Lemma 1, any two heuristic functions that induce the same pairwise value differences for every pair of vertices in V result in identical performance. Our aim is thus to partition \mathbb{R}^n into regions in which the relative differences $h(v_i) - h(v_j)$ remain consistent for all vertex pairs (v_i, v_j) , guaranteeing the same performance for any $x \in \Pi$. Recall that vertices in the open list OPEN are ranked by their f values, where $f(v) = g(v) + h(v)$. Under Assumption 4 with $c_0 = 1$, consider a scenario in which $g(v_1) = 2$ and $g(v_2) = 4$. Then any heuristic satisfying $h(v_1) - h(v_2) \geq 2$ will favor v_1 over v_2 in OPEN. However, suppose a different instance or an update in the search reduces $g(v_1)$ from 2 to 1. In this case, $h(v_1) - h(v_2) = 3.5$ favors v_1 , whereas $h(v_1) - h(v_2) = 2.5$ favors v_2 , even though both heuristic differences exceed 2. To capture all such distinctions, we consider $2n$ hyperplanes for each ordered pair (v_i, v_j) :

$$h(v_i) - h(v_j) = \pm 1c_0, \pm 2c_0, \dots, \pm nc_0.$$

Between any two of these hyperplanes, the ordering between v_i and v_j —considering all feasible $g(\cdot)$ values—remains unchanged. Above a boundary hyperplane such as $h(v_i) - h(v_j) = nc_0$, no further hyperplanes are necessary, since g values cannot exceed nc_0 . Consequently, we have in total $2n \cdot \binom{n}{2}$ hyperplanes. By the *Shi arrangement* (Orlik & Terao, 2013), these hyperplanes partition \mathbb{R}^n into $\mathcal{O}((2n+1)^n)$ regions. Each region corresponds to a unique assignment of heuristic differences for all vertex pairs, which in turn induces a unique ranking of vertices in OPEN, thus a unique performance outcome on any instance $x \in \Pi$. To shatter N instances, we require at least 2^N such unique $(u_{x_1}, u_{x_2}, \dots, u_{x_N})$ tuples; hence, $\mathcal{O}((2n+1)^n) \geq 2^N$. Solving for the largest N in terms of n yields the upper bound $\text{Pdim}(\mathcal{U}) = \mathcal{O}(n \log n)$. \square

Proof of Theorem 2. The dataset P partitions the set V of n vertices into m groups $\mathcal{M}_1, \mathcal{M}_2, \dots, \mathcal{M}_m$, each containing vertices that correspond to the same abstract state. Consequently, the trained heuristic satisfies $h(v_i) = h(v_j) \quad \forall v_i, v_j \in \mathcal{M}$ for any $\mathcal{M} \in P$. To compute $\text{Pdim}(\mathcal{U})$, one might naively substitute m for n in Theorem 1; however, the g values still come from G , so there remain $2n$ hyperplanes for any pair of vertices. Total number of hyperplanes is $2n \cdot \binom{m}{2}$

because there are m groups, and all vertices within the same group have the same g cost. These hyperplanes partition the space \mathbb{R}^m into $\mathcal{O}((2n+1)^m)$ regions. To shatter N instances, we require at least 2^N such regions. Setting $\mathcal{O}((2n+1)^m) \geq 2^N$ and solving for N in terms of n yields $\text{Pdim}(\mathcal{U}) = \mathcal{O}(m \log n)$.

To compare the bound achieved by a PDB dataset with the one in Theorem 1, we need to examine the effect of replacing the main graph G with the PDB graph P . In the worst-case scenario, where the PDB does not abstract away any features (i.e., $|G| = |P|$ or $m = n$), there is no improvement over the $\mathcal{O}(n \log n)$ bound. However, PDBs often yield an exponential reduction in the size of the graph, so that $m = \mathcal{O}(\sqrt[n]{n})$. In this case, the resulting bound improves to $\mathcal{O}(\sqrt[n]{n} \log n)$. For instance, in an exponential state space with branching factor b and depth d , where $n = b^d$, the root index c is bounded by $\mathcal{O}(d)$. \square

E EXPECTED SUBOPTIMALITY OF A^* WITH REOPENINGS

In this section, we provide the proof of Theorem 3, restated below. Before beginning the proof, we introduce the necessary terminology. We have already defined $\text{INC}_h(p, c)$ for an edge from p to c as the inconsistency of the heuristic h for this edge: $\text{INC}_h(p, c) = \max\{h(p) - h(c) - c(p, c), 0\}$. For simplicity, assume that for every $h \in \mathbb{R}^n$, we have $h(\text{goal}) = 0$. Let $g^*(n)$ denote the cost of an optimal path from n_{start} to n . With this notation, $g^*(n, m)$ is the cost of an optimal path from n to m . Throughout the search, the g -costs maintained by the algorithm are upper bounds on the true optimal costs. Hence, if $g_t(n)$ is the g -cost for vertex n after t iterations, we have $g_t(n) \geq g^*(n)$. We define the difference between $g_t(n)$ and $g^*(n)$ as the g -cost error, denoted $g_t^\delta(n) = g_t(n) - g^*(n)$. Because we only update $g_t(n)$ when we discover a strictly better path to n , both $g_t(n)$ and $g_t^\delta(n)$ are non-increasing for every $n \in V$.

Theorem. *Let $x \in \Pi$ be a problem instance, and let $P_{\text{opt}} = v_0, v_1, \dots, v_k$ be its optimal solution path with cost $C^*(x)$. Suppose A^* is allowed to reopen nodes. Then the cost $C_h(x)$ of any solution returned by A^* satisfies*

$$C_h(x) - C^*(x) \leq \max_{v \in P_{\text{opt}}} [h(v) - h^*(v)].$$

Proof. To prove the above theorem, we first state the following lemma from Hart et al. (1968). We omit its proof, which is straightforward and appears in the original work.

Lemma 2. *Let P_{opt} be an optimal solution path to a given problem. At any time prior to the expansion of a goal node by A^* , there is a node from P_{opt} which is in OPEN.*

Suppose that for a problem instance $x \in \Pi$, the optimal path is $P_{\text{opt}} = v_0, v_1, \dots, v_k$, and that the goal node v_k is selected for expansion at iteration t . Let v_i be the node from P_{opt} in OPEN at this time. Since we select v_k instead of v_i , we have:

$$f(v_i) > f(v_k), \tag{1}$$

$$g_t(v_i) + h(v_i) > g_t(v_k) + h(v_k), \tag{2}$$

$$g^*(v_i) + g_t^\delta(v_i) + h(v_i) > g_t(v_k), \tag{3}$$

$$g^*(v_i) + g_t^\delta(v_i) + h(v_i) + h^*(v_i) - h^*(v_i) > C, \tag{4}$$

$$C^* + g_t^\delta(v_i) + h(v_i) - h^*(v_i) > C, \tag{5}$$

$$C - C^* < g_t^\delta(v_i) + [h(v_i) - h^*(v_i)]. \tag{6}$$

Here, (2) follows from the definition of $f(\cdot)$, (3) follows from the definition of $g_t(\cdot)$, and (5) uses the fact that the optimal path can be split at any node $n \in P_{\text{opt}}$ into the optimal path from n_{start} to n and from n to v_k . Inequality (6) thus indicates that the suboptimality can be bounded by the sum of the g -cost error for n_i and the difference $h(n_i) - h^*(n_i)$.

Valenzano et al. (2014) showed that for A* without reopening, we have

$$\begin{aligned} g_t^\delta(n_i) &\leq \sum_{j=1}^{i-1} \text{INC}_h(v_j, v_{j+1}), \\ h(n_i) - h^*(n_i) &\leq \sum_{j=i}^{k-1} \text{INC}_h(v_j, v_{j+1}), \\ g_t^\delta(n_i) + h(n_i) - h^*(n_i) &\leq \sum_{j=1}^{k-1} \text{INC}_h(v_j, v_{j+1}). \end{aligned}$$

To complete the proof of Theorem 3, we must show that if A* allows reopening nodes, then $g_t^\delta(n_i) = 0$. In that case:

$$C - C^* < g_t^\delta(n_i) + [h(n_i) - h^*(n_i)], \quad (7)$$

$$C - C^* < [h(n_i) - h^*(n_i)], \quad (8)$$

$$C - C^* < \max_{v \in P_{\text{opt}}} [h(v) - h^*(v)]. \quad (9)$$

Inequality (9) follows from the definition of the max function. The next theorem implies this condition and thus completes the proof of Theorem 3.

Theorem 8. *Let $P_{\text{opt}} = v_0, v_1, \dots, v_k$ be an optimal solution path to a given problem. If at iteration t the goal node v_k is selected for expansion, there will be a node v_i from P_{opt} which is in OPEN such that $g_t^\delta(v_i) = 0$.*

The proof is by induction on the number of iterations (i.e., node expansions), denoted by t . If $t = 0$ and the goal is selected for expansion, it means $P_{\text{opt}} = v_0$ and the statement is vacuously true. If $t = 1$, we have OPEN = {children of v_0 } and CLOSED = { v_0 }. Since the goal is selected for expansion, it must be one of v_0 's children. Now, if $P_{\text{opt}} = v_0, v_1$, the statement is correct since v_1 from the optimal path is in OPEN and $g_1^\delta(v_1) = 0$. Suppose the goal does not appear immediately after v_0 in P_{opt} . In this case, v_1 is not the goal, but it connects v_0 to the rest of P_{opt} . Since the edge (v_0, v_1) is on P_{opt} , we can conclude that $g^*(v_1) = g^*(v_0, v_1) = c(v_0, v_1)$, and thus the statement is correct.

We assume that for all iterations from 1 to n , if the goal is selected for expansion, there is a node v_i from P_{opt} in OPEN such that $g_t^\delta(v_i) = 0$. Now consider iteration $n + 1$ where the goal v_k is selected for expansion. This shows that the node expanded at iteration n was not the goal. If the expanded node at iteration n is not v_i , then the statement remains correct for iteration $t + 1$ as well, because v_i from the previous iteration is still in OPEN. If the expanded node is v_i , it is moved to CLOSED, and there are three cases for its child v_{i+1} on P_{opt} :

- v_{i+1} is already on OPEN.
- v_{i+1} is not explored. In this case, we add v_{i+1} to OPEN.
- v_{i+1} is already on CLOSED. In this case, we move v_{i+1} back to OPEN.

In all three cases, we update the g -cost of v_{i+1} using v_i 's g -cost. This is because every subpath on P_{opt} between any two nodes p, c has the optimal g -cost $g^*(p, c)$. As a result, v_{i+1} will have the optimal g -cost. Having handled all scenarios for iteration $t + 1$, the statement is correct by induction. \square

Proof of Theorem 4. To apply Proposition 1 to $\hat{\mathcal{U}}$, we require $\Psi_h(\cdot) : \Pi \rightarrow [0, \hat{H}]$. This is not always possible if the heuristic function can assign $h(v) = \infty$ to some vertex v . To avoid this, we assume that $\forall v \in V, h(v) \neq \infty$ if $h^*(v) \neq \infty$, which means the learned heuristic cannot treat

any node from which the goal is reachable as a dead-end. We know that \hat{H} is not greater than the upper bound derived on expected suboptimality without reopening. In Valenzano et al. (2014), a worst-case graph and Martelli’s subgraphs (Martelli, 1977) show that without reopenings, the bounds on expected suboptimality are tight. Hence, \hat{H} is not too large relative to suboptimality. For this theorem, measuring the pseudo-dimension of \mathcal{H} directly is challenging, while it is simpler to measure it for the *dual* class of \mathcal{H} . We introduce Assouad’s dual class of \mathcal{H} as follows.

Definition 4 (Assouad (1983)). *Given a class, $\mathcal{H} \subseteq \mathbb{R}^{\mathcal{Y}}$, of functions $h : \mathcal{Y} \rightarrow \mathbb{R}$, the dual class of \mathcal{H} is defined as $\mathcal{H}^* = \{h_y^* : \mathcal{H} \rightarrow \mathbb{R} \mid y \in \mathcal{Y}\}$ such that $h_y^*(h) = h(y)$ for each $y \in \mathcal{Y}$.*

We now introduce a class known as $(\mathcal{F}, \mathcal{B}, K)$ -piecewise decomposable, which has a piecewise structure as formalized in Definition 5. If the dual class of \mathcal{H} is $(\mathcal{F}, \mathcal{B}, K)$ -piecewise decomposable, we can use Proposition 2 to bound the pseudo-dimension of \mathcal{H} .

Definition 5 (Balcan et al. (2021a, Definition 3.2)). *A class, $\mathcal{H} \subseteq \mathbb{R}^{\mathcal{Y}}$, of functions is $(\mathcal{F}, \mathcal{B}, K)$ -piecewise decomposable for a class $\mathcal{B} \subseteq \{0, 1\}^{\mathcal{Y}}$ of boundary functions and a class $\mathcal{F} \subseteq \mathbb{R}^{\mathcal{Y}}$ of piece functions if the following condition holds: for every $h \in \mathcal{H}$, there exist K boundary functions $b^{(1)}, \dots, b^{(K)} \in \mathcal{B}$ and a piece function f_b for each binary vector $\mathbf{b} \in \{0, 1\}^K$ such that for all $y \in \mathcal{Y}$, it holds that $h(y) = f_{\mathbf{b}_y}(y)$ where $\mathbf{b}_y = (b^{(1)}(y), \dots, b^{(K)}(y)) \in \{0, 1\}^K$.*

Proposition 2 (Balcan et al. (2021a, Theorem 3.3)). *Let $\mathcal{U} \subseteq \mathbb{R}^{\Pi}$ be a class of functions. If $\mathcal{U}^* \subseteq \mathbb{R}^{\mathcal{U}}$ is $(\mathcal{F}, \mathcal{B}, K)$ -piecewise decomposable with a class $\mathcal{B} \subseteq \{0, 1\}^{\mathcal{U}}$ of boundary functions and a class $\mathcal{F} \subseteq \mathbb{R}^{\mathcal{U}}$ of piece functions, the pseudo-dimension of \mathcal{U} is bounded as follows:*

$$\text{Pdim}(\mathcal{U}) = O((\text{Pdim}(\mathcal{F}^*) + \text{VCdim}(\mathcal{B}^*)) \lg(\text{Pdim}(\mathcal{F}^*) + \text{VCdim}(\mathcal{B}^*)) + \text{VCdim}(\mathcal{B}^*) \lg K).$$

Now, we begin our proof by defining the function classes \mathcal{B} and \mathcal{F} . We consider that $\mathcal{B} = \{b_{h, z_0} : \hat{\mathcal{U}} \rightarrow \{0, 1\} \mid h \in \mathbb{R}^n, z_0 \in \mathbb{R}\} \subseteq \{0, 1\}^{\hat{\mathcal{U}}}$ and $\mathcal{F} = \{f_h : \hat{\mathcal{U}} \rightarrow \mathbb{R} \mid h \in \mathbb{R}^n\} \subseteq \mathbb{R}^{\hat{\mathcal{U}}}$ to be classes of boundary and piece functions, respectively. We first prove that $\hat{\mathcal{U}}^*$ is $(\mathcal{F}, \mathcal{B}, O(n))$ -piecewise decomposable. Fix any $\Psi_x^* \in \hat{\mathcal{U}}^*$. This choice determines a unique instance $x \in \Pi$ and its optimal solution $P_{\text{opt}}(x) \subseteq E$. Let $K = |V| = O(n)$. We define K boundary functions of the form $b^{(v)}(h) = \mathbb{I}(h_v - h_v^* > 0)$ for each vertex $v \in V$. These boundary functions partition \mathbb{R}^n into regions such that, in each region, $\Psi_x^*(h)$ is expressible as a function in h , which belongs to \mathcal{F} . Specifically, for a given binary vector $\mathbf{b}_h = (b^{(v)}(h))_{v \in V} \in \{0, 1\}^K$, define $P_h(x) \subseteq P_{\text{opt}}(x)$ by $P_h(x) = \{v \in P_{\text{opt}}(x) : b^{(v)}(h) = 1\}$. Hence $v \in P_h(x)$ whenever $h_v - h_v^* > 0$. From the definition of $\Psi_h(x)$, we obtain $\Psi_x^*(h) = \Psi_h(x) = \max_{v \in P_h(x)} (h_v - h_v^*)$. This quantity is piecewise linear in h , so we can pick $f_{\mathbf{b}_h} \in \mathcal{F}$ such that $\Psi_x^*(h) = f_{\mathbf{b}_h}(h)$ in that region. Since this holds for every \mathbf{b}_h in $\{0, 1\}^K$, we conclude $\Psi_x^*(h) = f_{\mathbf{b}_h}(h)$ for all $h \in \mathbb{R}^n$. Therefore, $\hat{\mathcal{U}}^*$ is $(\mathcal{F}, \mathcal{B}, O(n))$ -piecewise decomposable. Since \mathcal{B} is the set of single-coordinate threshold functions in \mathbb{R}^n , we have $\text{VCdim}(\mathcal{B}^*) = \text{VCdim}(\mathcal{B}) = n$. For \mathcal{F} , which is a family of max functions in \mathbb{R}^n , each function can shatter at most n instances. By (Balcan et al., 2021a, Lemma 3.10), we know $\text{Pdim}(\mathcal{F}^*) \leq \text{Pdim}(\mathcal{F}) = n$. Consequently, from Proposition 2, it follows that $\text{Pdim}(\hat{\mathcal{U}}) = O(n \lg n)$.

Although we introduced a framework with fewer boundary functions, the bound here is not sharper than that of (Sakaue & Oki, 2022). The key limitation is that, even if \mathcal{F} contained only constant functions, the dimension would still be constrained by $\text{VCdim}(\mathcal{B})$. \square

F PROOF OF THEOREMS USING NEURAL NETWORKS

In this section, we provide proofs for the theorems that use neural networks to represent the heuristic function.

Proof of Theorem 5. In many planning domains such as the Sliding Tile Puzzle (STP), TopSpin, and Rubik’s Cube—the primary applications considered in this work—all the assumptions from Theorem 5 hold. By these assumptions, there are $\left\lceil \frac{D}{c_0} \right\rceil$ possible heuristic values. This allows us to

define A_h with the heuristic $h = N^{\text{ReLU, softmax}} : \mathbb{R}^{w_0} \times \mathbb{R}^W \rightarrow \mathbb{R}^\ell$, where $\ell = \left\lceil \frac{D}{c_0} \right\rceil$. Since each vertex can only take one of ℓ heuristic values, the total number of possible heuristic functions is ℓ^n . Thus, there are at most ℓ^n distinct performance measures. Setting $\mathcal{O}(\ell^n) \geq 2^N$ and solving for N in terms of n gives $\text{Pdim}(\mathcal{U}) = \mathcal{O}(n)$. Moreover, if the neural network is trained on the PDB dataset P , which reduces the induced graph size to m , a similar argument shows that $\text{Pdim}(\mathcal{U}) = \mathcal{O}(m)$. Note that both bounds are derived under the assumption that the model is sufficiently expressive to realize all possible ℓ^n or ℓ^m heuristic combinations, respectively. \square

For the next proofs, we first introduce the necessary auxiliary lemmas and definitions.

Lemma 3 (Lemma A.1 in (Cheng et al.)). *For any $x_1, \dots, x_n, \lambda_1, \dots, \lambda_n > 0$, the following inequalities hold:*

$$\log x_1 \leq \frac{x_1}{\lambda_1} + \log \left(\frac{\lambda_1}{e} \right), \quad (10)$$

Lemma 4 (Theorem A.2 in (Cheng et al.)). *Let $\mathcal{P} \subseteq \mathbb{R}^\ell$ and let $f_1, \dots, f_t : \mathbb{R}^\ell \rightarrow \mathbb{R}$ with $t \geq \ell$ be functions that are polynomials of degree m when restricted to \mathcal{P} . Then*

$$\begin{aligned} |\{(\text{sgn}(f_1(\mathbf{p})), \dots, \text{sgn}(f_t(\mathbf{p}))) : \mathbf{p} \in \mathcal{P}\}| &= 1, & m = 0, \\ |\{(\text{sgn}(f_1(\mathbf{p})), \dots, \text{sgn}(f_t(\mathbf{p}))) : \mathbf{p} \in \mathcal{P}\}| &\leq \left(\frac{et}{\ell + 1} \right)^{\ell+1}, & m = 1, \\ |\{(\text{sgn}(f_1(\mathbf{p})), \dots, \text{sgn}(f_t(\mathbf{p}))) : \mathbf{p} \in \mathcal{P}\}| &\leq 2 \left(\frac{2etm}{\ell} \right)^\ell, & m \geq 2. \end{aligned}$$

Lemma 5 (Lemma A.3 in (Cheng et al.)). *Let $h : \mathcal{I} \times \mathcal{P} \rightarrow \mathbb{R}$ define a parameterized function class with $\mathcal{P} \subseteq \mathbb{R}^\ell$, and let \mathcal{H} be the corresponding hypothesis class. Let $m \in \mathbb{N}$ and $R : \mathbb{N} \rightarrow \mathbb{N}$ be a function with the following property: for any $t \in \mathbb{N}$ and $I_1, \dots, I_t \in \mathcal{I}$, there exist $R(t)$ subsets $\mathcal{P}_1, \dots, \mathcal{P}_{R(t)}$ of \mathcal{P} such that $\mathcal{P} = \bigcup_{i=1}^{R(t)} \mathcal{P}_i$ and, for all $i \in [R(t)]$ and $j \in [t]$, $h(I_j, \mathbf{p})$ restricted to \mathcal{P}_i is a polynomial function of degree at most m depending on at most $\ell' \leq \ell$ of the coordinates. In other words, the map*

$$\mathbf{p} \mapsto (h(I_1, \mathbf{p}), \dots, h(I_t, \mathbf{p}))$$

is a piecewise polynomial map from \mathcal{P} to \mathbb{R}^t with at most $R(t)$ pieces. Then,

$$\text{Pdim}(\mathcal{H}) \leq \sup \left\{ t \geq 1 : 2^{t-1} \leq R(t) \left(\frac{2et(m+1)}{\ell'} \right)^{\ell'} \right\}$$

Lemma 6 (Lemma A.4 in (Cheng et al.)). *Let $N^{\text{ReLU}} : \mathbb{R}^d \times \mathbb{R}^W \rightarrow \mathbb{R}^\ell$ be a neural network function with ReLU activation and architecture $\mathbf{w} = [d, w_1, \dots, w_L, \ell]$ (Definition 2). Then for every natural number $t > LW$, and any $\mathbf{x}^1, \dots, \mathbf{x}^t \in \mathbb{R}^d$, there exists subsets $\mathcal{W}_1, \dots, \mathcal{W}_Q$ of \mathbb{R}^W with $Q \leq 2^L \left(\frac{2et \sum_{i=1}^L (iw_i)}{LW} \right)^{LW}$ whose union is all of \mathbb{R}^W , such that $N(\mathbf{x}^j, \mathbf{w})$ restricted to $\mathbf{w} \in \mathcal{W}_i$ is a polynomial function of degree at most $L + 1$ for all $(i, j) \in [Q] \times [t]$.*

Proof. The proof of Lemma 6 is provided in Section 2 of (Bartlett et al., 1998), and the proof of Lemma 5 is presented in Section A of (Cheng et al.). \square

Proof of Theorem 6. Our goal is to apply Lemma 5 to heuristic functions parameterized by $\mathcal{P} = \mathbb{R}^W$. Specifically, we must show that for any $t \in \mathbb{N}$ and instances $I_1, \dots, I_t \in \mathcal{I}$, there exist $R(t)$ subsets $\mathcal{P}_1, \dots, \mathcal{P}_{R(t)}$ of \mathcal{P} such that $\mathcal{P} = \bigcup_{i=1}^{R(t)} \mathcal{P}_i$ and, for all $i \in [R(t)]$ and $j \in [t]$, $u(I_j, \mathbf{p})$ restricted to \mathcal{P}_i is a polynomial function of degree at most m depending on at most $\ell' \leq \ell$ of the coordinates.

Partitioning \mathbb{R}^W : Hidden Layers and Final Layer. We first split \mathbb{R}^W into two parts: \mathbf{W}' (the parameters for the hidden layers) and $\mathbb{R}^{\ell \times w_L}$ (the parameters for the final layer and its activation). There is a one-to-one correspondence between \mathbb{R}^W and $\mathbf{W}' \times \mathbb{R}^{\ell \times w_L}$, where $W' = W - \ell w_L$. By Lemma 6, the number of regions for \mathbf{W}' is $\left(\frac{etU}{W'} \right)^{W'}$, so within each such region, $N^{\text{ReLU}}(\text{Rep}(I_j), \mathbf{w})$ is a polynomial function of degree at most $L + 1$ for all $j \in [t]$.

Analyzing the Final Layer. Next, we analyze $\text{Softmax}(A^{L+1}\mathbf{z}^j)$, the output of the final layer, where \mathbf{z}^j denotes the hidden-layer output for the instance I_j in a given region of \mathbf{W}' . Let $A^{L+1} \in \mathbb{R}^{\ell \times w_L}$ be the weight matrix of the final layer. Then

$$(\text{Softmax}(A^{L+1}\mathbf{z}^j))_k = \frac{\exp\left(\sum_{i=1}^{w_L} A_{ki}^{L+1} \mathbf{z}_i^j\right)}{\sum_{k'=1}^{\ell} \exp\left(\sum_{i=1}^{w_L} A_{k'i}^{L+1} \mathbf{z}_i^j\right)}, \quad k = 1, \dots, \ell.$$

Define

$$\theta_{ki} = \exp(A_{ki}^{L+1}), \quad \text{so that} \quad \exp(A_{ki}^{L+1} \mathbf{z}_i^j) = (\theta_{ki})^{\mathbf{z}_i^j}.$$

Thus, we can rewrite:

$$(\text{Softmax}(A^{L+1}\mathbf{z}^j))_k = \frac{\prod_{i=1}^{w_L} (\theta_{ki})^{\mathbf{z}_i^j}}{\sum_{k'=1}^{\ell} \prod_{i=1}^{w_L} (\theta_{k'i})^{\mathbf{z}_i^j}}.$$

Arg Max Operation for Heuristic Prediction. The heuristic is chosen by:

$$h(I_j) = \arg \max_{1 \leq k \leq \ell} (\text{Softmax}(A^{L+1}\mathbf{z}^j))_k.$$

Because the exponential function is strictly increasing, softmax preserves the ordering of its inputs. Hence, the softmax function itself does not alter the partitioning of $\mathbb{R}^{\ell \times w_L}$ needed for counting regions. We consider $\arg \max(\text{Softmax}(\cdot))$ effectively as $\arg \max$ on $A^{L+1}\mathbf{z}^j$. Following Theorem 1, we use $\Gamma = 2\ell \cdot \binom{|B|}{2}$ hyperplanes

$$h(v_i) - h(v_j) = \pm 1 c_0, \pm 2 c_0, \dots, \pm \ell c_0, \quad \forall (v_i, v_j) \in B,$$

to partition \mathbb{R}^{ℓ} . These hyperplanes keep the coordinate order fixed within each region, implying a constant A^* performance in each region. In other words, if we define polynomial functions $\psi_1^j, \dots, \psi_{\Gamma}^j$ for all A^{L+1} such that

$$\psi_1^j(\arg \max(\text{Softmax}(A^{L+1}\mathbf{z}^j))), \dots, \psi_{\Gamma}^j(\arg \max(\text{Softmax}(A^{L+1}\mathbf{z}^j)))$$

have the same signs, then

$$\mathcal{U}(I_j, (\mathbf{w}, A^{L+1})) = \mathcal{U}(I_j, \varphi_{\mathbf{w}, A^{L+1}}^{N^{\text{ReLU}}, \text{Softmax}}(\text{Rep}(I_j)))$$

remains constant. Since the softmax preserves order, each $\arg \max(\text{Softmax}(A^{L+1}\mathbf{z}^j))$ can be viewed as a polynomial of degree w_L in θ_{ki} . The hyperplanes $\psi_1^j, \dots, \psi_{\Gamma}^j$ each have degree 1. The total number of such functions across all training instances, i.e. $\psi_1^j(\arg \max(A^{L+1}\mathbf{z}^j)), \dots, \psi_{\Gamma}^j(\arg \max(A^{L+1}\mathbf{z}^j))$ for $j \in [t]$, is $t\Gamma$.

Number of Regions. By Lemma 4, we can partition $\mathbb{R}^{\ell \times w_L}$ into at most

$$2\left(\frac{2e t \Gamma w_L}{\ell w_L}\right)^{\ell w_L} \leq 2\left(\frac{2e t \Gamma}{\ell}\right)^{\ell w_L}$$

regions, within each of which $u(I_j, (\mathbf{w}, A^{L+1}))$ is constant as a function of (\mathbf{w}, A^{L+1}) . Combining this with the regions from the hidden layers \mathbf{W}' , the total number of regions in \mathbb{R}^W is at most

$$R(t) = 2^L \left(\frac{2e t \sum_{i=1}^L (i w_i)}{L W}\right)^{LW} \cdot 2\left(\frac{2e t \Gamma}{\ell}\right)^{\ell w_L} \leq 2^{L+1} \left(\frac{2e t U}{W}\right)^{LW} \cdot \left(\frac{2e t \Gamma}{\ell}\right)^{\ell w_L}.$$

Within each region, $u(I_j, (\mathbf{w}, A^{L+1}))$ is a polynomial of degree at most $L+1$. Applying Lemma 5, $\text{Pdim}(\mathcal{U})$ is bounded by the largest $t \in \mathbb{N}$ such that

$$2^{t-1} \leq 2^{L+1} \left(\frac{2e t U}{W}\right)^{LW} \cdot \left(\frac{2e t \Gamma}{\ell}\right)^{\ell w_L} \cdot \left(\frac{2e t (L+1)}{W}\right)^W.$$

Taking logarithms on both sides:

$$t-1 \leq (L+1) + LW \log\left(\frac{2e t U}{W}\right) + \ell w_L \log\left(\frac{2e t \Gamma}{\ell}\right) + W \log\left(\frac{2e t (L+1)}{W}\right)$$

$$= (L+1) + (LW + \ell w_L + W) \log t + \left(LW \log\left(\frac{2eU}{W}\right) + \ell w_L \log\left(\frac{2e\Gamma}{\ell}\right) + W \log\left(\frac{2e(L+1)}{W}\right) \right).$$

Using inequality (10) from Lemma 3, with $x_1 = t$ and an appropriate λ , we get:

$$\log t \leq \frac{t}{\lambda} + \log\left(\frac{\lambda}{e}\right).$$

Substituting and setting $\lambda = 8(LW + \ell w_L + W)$, after simplification we obtain:

$$\begin{aligned} t\left(1 - \frac{1}{8 \log 2}\right) &\leq (L+1) + \frac{(LW + \ell w_L + W)}{\log 2} \log\left(\frac{8(LW + \ell w_L + W)}{e}\right) \\ &\quad + LW \log_2\left(\frac{2eU}{W}\right) + \ell w_L \log_2\left(\frac{2e\Gamma}{\ell}\right) + W \log_2\left(\frac{2e(L+1)}{W}\right). \end{aligned}$$

Solving for t , we conclude:

$$t = \mathcal{O}\left((LW + \ell w_L + W) \log(U + \ell) + W \log(\Gamma(L+1))\right).$$

Hence,

$$\text{Pdim}(\mathcal{U}) = \mathcal{O}\left(LW \log(U + \ell) + W \log(\Gamma(L+1))\right).$$

Training on the Main Graph. When training on the main graph G , we have $\Gamma = 2\ell \cdot \binom{|B|}{2} = \ell |B|^2$. Substituting this gives:

$$\text{Pdim}(\mathcal{U}) = \mathcal{O}\left(LW \log(U + \ell) + W \log(\ell |B| (L+1))\right).$$

Training on the Graph Induced by \mathbf{P} . If we train on the graph induced by \mathbf{P} , the only modified parameters are B' and ℓ' . In this abstracted graph, the heuristic values and the number of generated nodes during search are bounded by those in the original graph. Thus, let B' be the number of states needed to represent each training instance, and ℓ' be the number of heuristic classes. A similar argument shows:

$$\text{Pdim}(\mathcal{U}) = \mathcal{O}\left(LW \log(U + \ell') + W \log(\ell' |B'| (L+1))\right).$$

□

Proof of Theorem 7. When the *goal* state can vary for each instance, the number of states required per instance and the number of hyperplanes in the neural network's final layer both change accordingly. Consider a fixed instance $\text{Rep}(I_j)$ with start state s_j . If *goal* were fixed, we would need $|B|$ states to represent this single instance. However, in this setting, the goal state can be any of the n states $v_i \in V$ for $i \in [n]$.

Because heuristic values for distinct $(s_j - g_i)$ pairs are generally independent, we must account for separate hyperplanes for each such pair. Therefore, we have these hyperplanes set for every instance:

$$\text{For } (s_j - g_1): \quad h(v_i) - h(v_j) = \pm 1 c_0, \pm 2 c_0, \dots, \pm \ell c_0 \quad \forall (v_i, v_j) \in B_1,$$

$$\text{For } (s_j - g_2): \quad h(v_i) - h(v_j) = \pm 1 c_0, \pm 2 c_0, \dots, \pm \ell c_0 \quad \forall (v_i, v_j) \in B_2,$$

$$\vdots$$

$$\text{For } (s_j - g_n): \quad h(v_i) - h(v_j) = \pm 1 c_0, \pm 2 c_0, \dots, \pm \ell c_0 \quad \forall (v_i, v_j) \in B_n.$$

Hence, the total number of hyperplanes is

$$\Gamma = 2\ell n \cdot \binom{|B|}{2}.$$

The rest of the analysis follows the same approach as in the fixed-goal case. For the original graph G , we obtain:

$$\text{Pdim}(\mathcal{U}) = \mathcal{O}\left(LW \log(U + \ell) + W \log(\ell n |B| (L+1))\right).$$

and with same argument for the graph induced by dataset P :

$$\text{Pdim}(\mathcal{U}) = \mathcal{O}\left(LW \log(U + \ell') + W \log(\ell' m |B'| (L+1))\right).$$

□

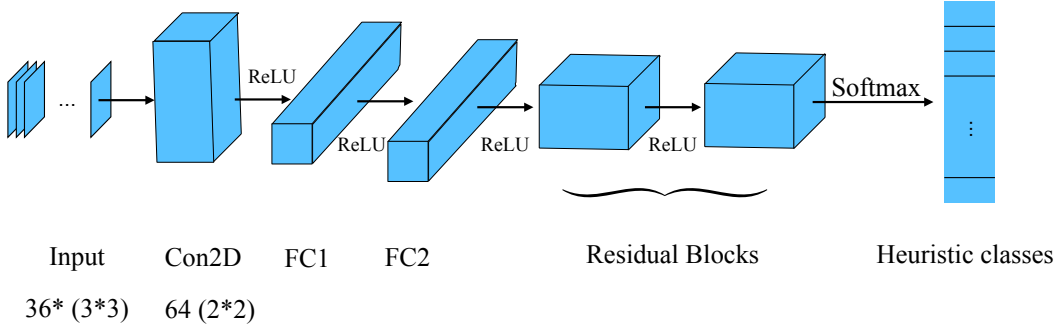


Figure 3: Neural Network structure.

G EXPERIMENTAL SETUP

Our experiments use a ResNet architecture (He et al., 2016) (see Figure 3); the full set of training hyper-parameters appears in Table 4. Table 3 present the details for all PDBs. All runs were carried out on a server with a 32-core AMD Ryzen Threadripper 2950X CPU and two NVIDIA GeForce RTX 2080 Ti GPUs (CUDA 12.4). Note that during training, we used 32-bit precision to avoid overflow, while during inference, we employed 16-bit precision for faster NN lookups. The NN model sizes and performances reported in Table 2 correspond to the 16-bit precision models used during search.

G.1 STATE REPRESENTATION

For each PDB, we use one-hot encodings tailored to the type of cubies included:

- **8-Corner PDB.** Each face is encoded using six 3×3 channels—one per color—resulting in a total of $6 \times 6 = 36$ channels. All non-corner cubies are assumed to be in the solved state.
- **Edge PDBs.** For a PDB with n edges, we construct a $3n$ -channel input of size 4×3 , consisting of: (i) *location*—a one-hot map over the 12 possible edge positions; (ii) *rotation*—a one-hot indicator set if the cubie is correctly oriented; and (iii) *goal position*—a fixed map encoding the target location for each edge.

Table 3: Heuristic distributions for the PDBs.

h	8-corner	7-edge	6-edge	6-4 (delta)
0	1	1	1	1,076,354
1	18	15	15	11,389,507
2	243	191	184	21,759,383
3	2,874	2,455	2,256	7,581,788
4	28,000	30,519	25,909	742,213
5	205,416	356,462	266,101	28,240
6	1,168,516	3,766,700	2,239,790	428
7	5,402,628	32,719,467	12,567,043	7
8	20,776,176	186,297,009	24,415,346	—
9	45,391,616	274,719,633	3,061,105	—
10	15,139,616	13,042,507	170	—
11	64,736	81	—	—

H OVERESTIMATION DISTRIBUTION

In this section, we present the distribution of overestimated states for neural network models trained with both the CEA and standard CE loss functions. The distributions are shown in Figures 5–8. Each figure illustrates the number of overestimated states for both loss functions within a specific PDB. We

Table 4: Training hyperparameters for each PDB.

Hyperparameter	8-corner	7-edge	6-edge	Δ PDB
Optimizer	Adam			
Learning rate	1×10^{-3}	3×10^{-3}		
Batch size	1×10^5	5×10^5	1×10^5	
β	1.0	0.6	0.7	0.9
η	0.01	0.001		
ResNet blocks	2	3		

depict the distribution by showing the number of overestimated states at each true heuristic value in the PDB, along with the range of predicted classes to which these overestimated states are assigned. As the overestimation rates are also reported in Table 2, it is evident that the number of overestimated states for CEA loss is approximately $10^4 \times$ smaller than that for the CE loss across all PDBs.

I MODEL SIZE & HEURISTIC QUALITY

A key question is how small a model can be while still preserving admissibility and heuristic strength. We investigated this through a scaling experiment with networks of different sizes. To make the comparison fair, we kept the overall architecture—layer types and counts—the same as the network used for the 8-corner PDB in Table 2. In particular, every model keeps the initial convolutional layer unchanged, so their representation learning is identical; we vary only the number of neurons in the fully connected layers and residual blocks. We focus on the 8-corner PDB because our reference model for it already achieves nearly 100% admissibility and the exact average heuristic. Table 5 represents each model’s size, structure, and performance. All models were trained for the same number of iterations, although additional training would improve the smaller ones. As model size decreases, performance drops: the over-estimation rate rises monotonically and is about 10^3 times higher in Model 5 than in Model 1. Nevertheless, Model 3 achieves almost the same performance as Model 1 while using fewer than half as many parameters, yielding a $51 \times$ compression relative to the original PDB.

Table 5: Summary of architectural details and performance for models used in the scaling experiment on the 8-corners PDB.

Model	FC Layer Neurons	Residual Block Neurons	Size (MB)	Avg. Heuristic	Overestimation Rate
Model 1	1000	300	1.89	8.76	3×10^{-7}
Model 2	800	250	1.28	8.76	3×10^{-7}
Model 3	600	200	0.86	8.75	3×10^{-7}
Model 4	400	150	0.51	8.57	2×10^{-5}
Model 5	200	100	0.24	8.24	1×10^{-3}

J DYNAMICS OF (β, η) DURING TRAINING

We divide the training process into multiple phases. In the first phase, we set the hyperparameters to $\beta = 1$ and $\eta = 0.1$, encouraging the model to approximate the true heuristic as closely as possible. We monitor both the loss and the overestimation rate throughout training. If the model stops making progress (i.e., neither the loss nor the overestimation rate continues to decrease), this indicates that the model cannot learn the exact heuristic across all states. At this point, we move to the next phase by gradually adjusting the hyperparameters toward more admissibility (i.e., decreasing β and η). We repeat this refinement process until the model reaches the desired overestimation rate.

The values used for the hyperparameters β and η for each PDB are presented in Figure 4. For the 8-corner PDB, we did not need to adjust these parameters, as the initial values already yielded a perfect heuristic. Our approach is to reduce both parameters whenever there is no progress in the loss or the overestimation rate. We monitored these metrics throughout training, and whenever progress stalled, we lowered both parameters to promote stronger admissibility. As a result, the number of training epochs between each reduction is not fixed. One strategy is to automatically halve both parameters every c epochs when no improvement is observed. This provides a general heuristic for adapting CEA to other models and domains.

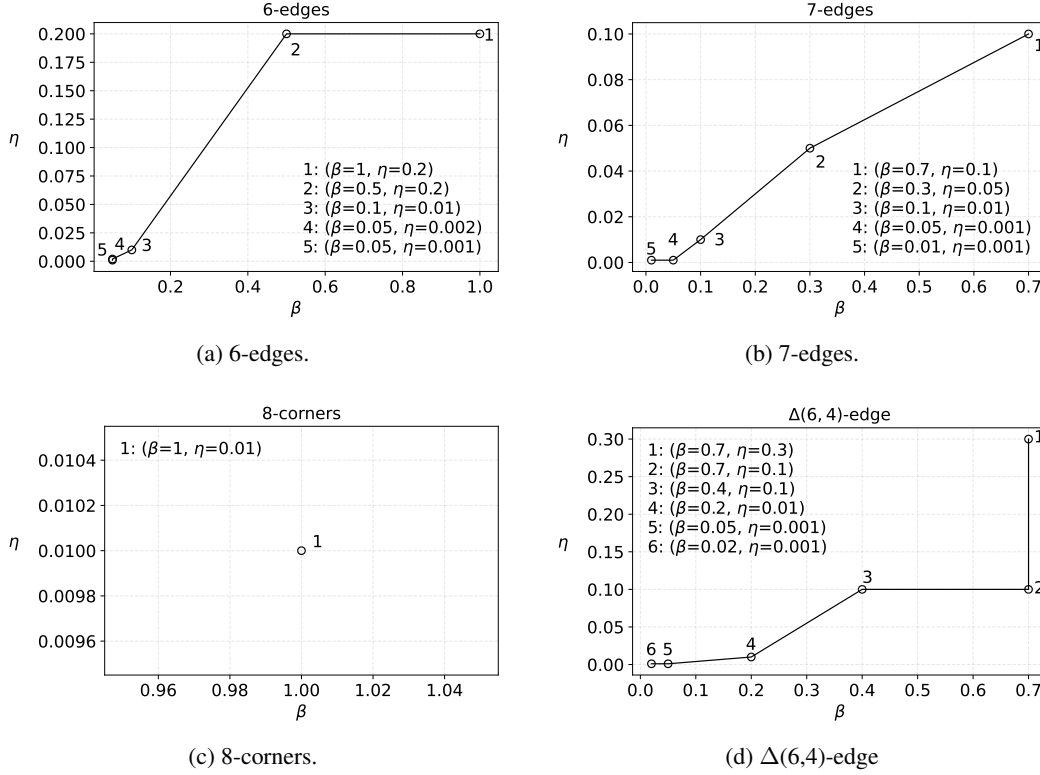
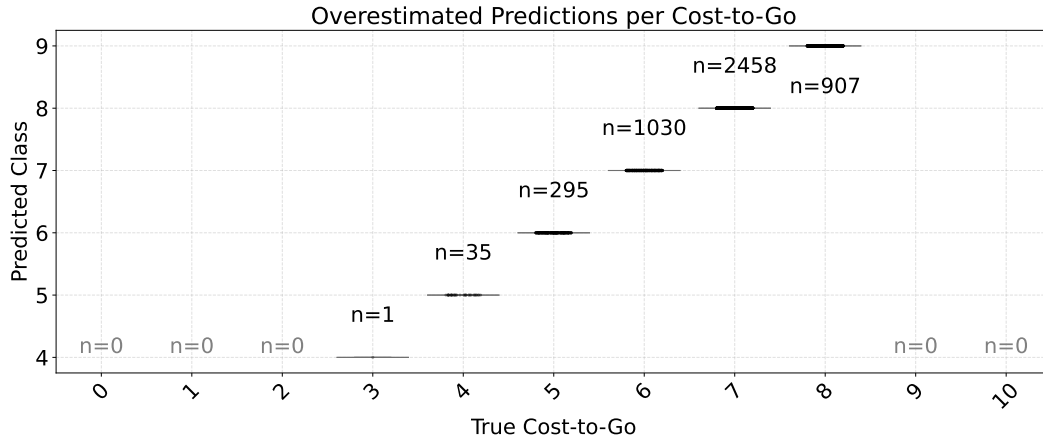
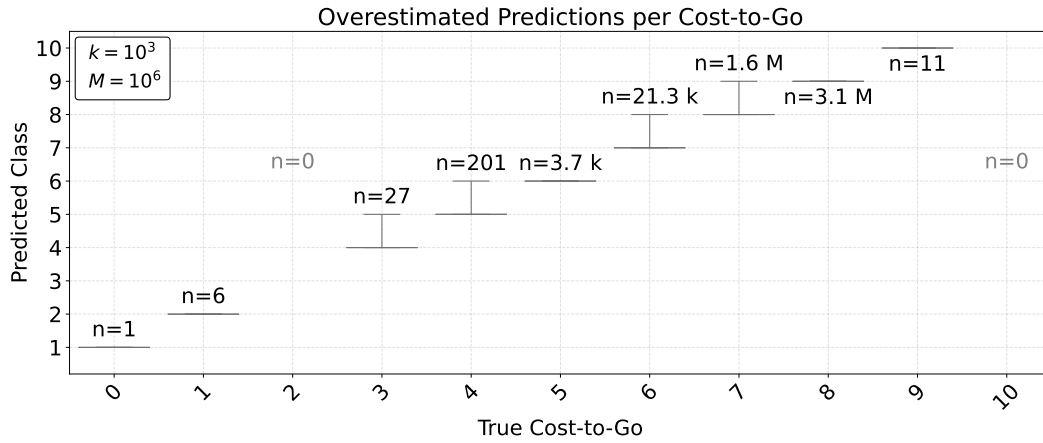


Figure 4: The (η, β) values used throughout the training for each PDB.

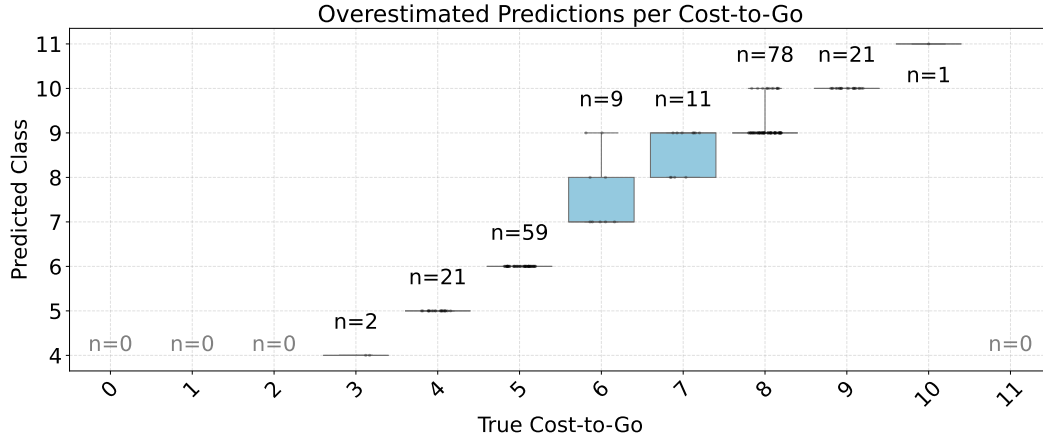


(a) CEA loss.

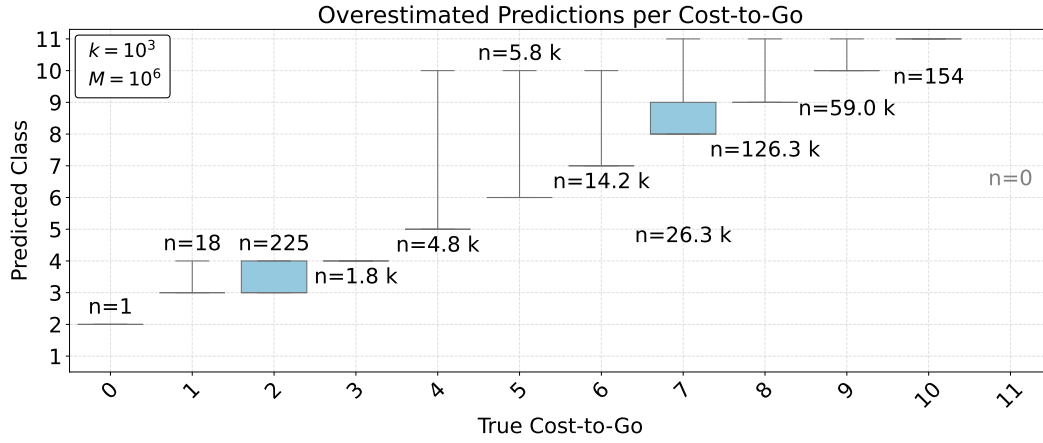


(b) CE loss.

Figure 5: Distribution of overestimated predictions per true cost-to-go for **CEA** and **CE** in **6-edges** PDB. Each box represents the spread of predicted values, while n indicates the number of overestimation states for each class.

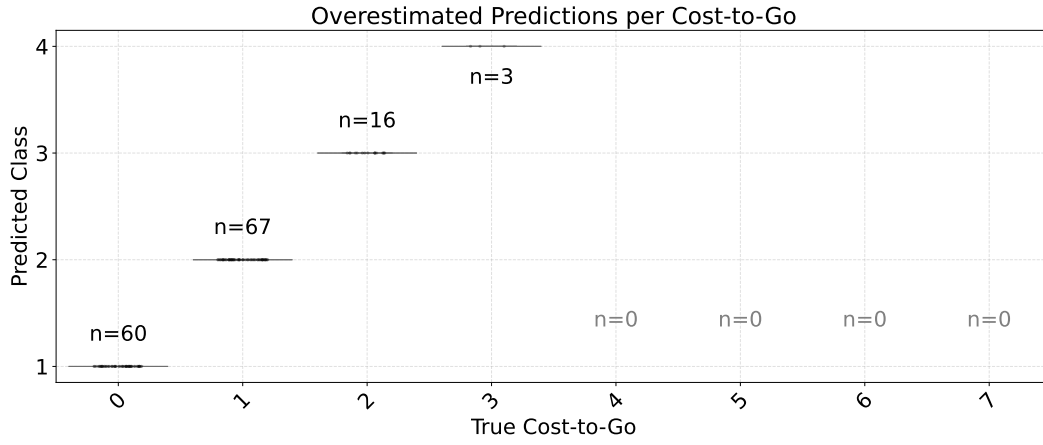


(a) CEA loss.

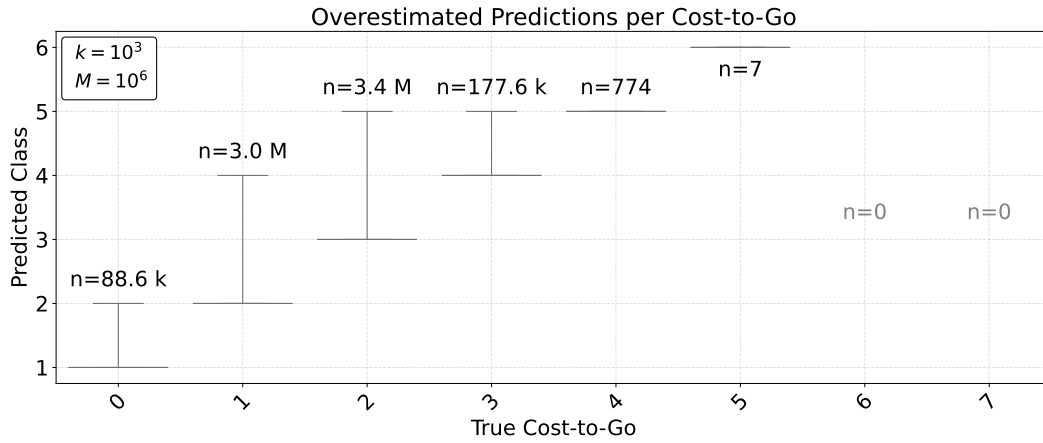


(b) CE loss.

Figure 6: Distribution of overestimated predictions per true cost-to-go for **CEA** and **CE** in **8-corners** PDB. Each box represents the spread of predicted values, while n indicates the number of overestimation states for each class.

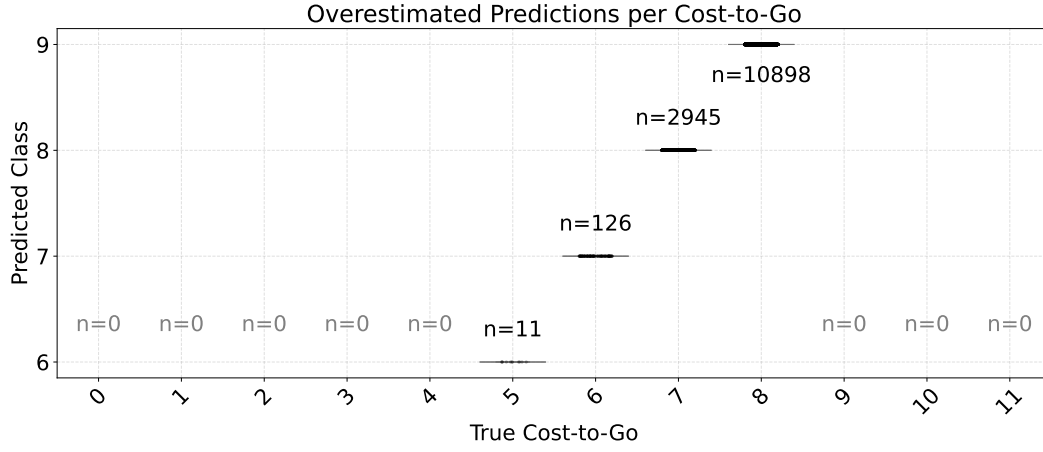


(a) CEA loss.

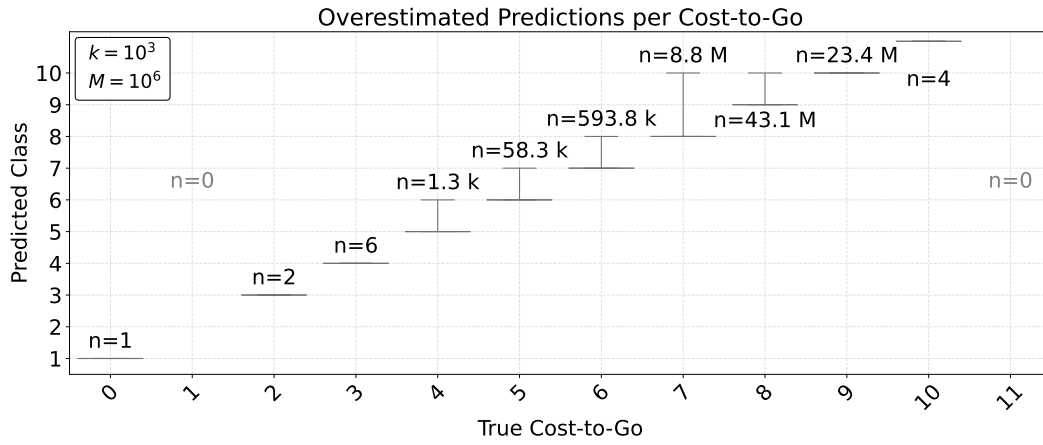


(b) CE loss.

Figure 7: Distribution of overestimated predictions per true cost-to-go for **CEA** and **CE** in $\Delta(6, 4)$ -edge PDB. Each box represents the spread of predicted values, while n indicates the number of overestimation states for each class.



(a) CEA loss.



(b) CE loss.

Figure 8: Distribution of overestimated predictions per true cost-to-go for **CEA** and **CE** in **7-edge** PDB. Each box represents the spread of predicted values, while n indicates the number of overestimation states for each class.