

V717 ANDROMEDAE: AN ACTIVE LOW MASS RATIO CONTACT BINARY

S. S. WADHWA¹, M. GROZDANOVIĆ², N. F. H. TOTHILL¹, M. D. FILIPOVIĆ¹ AND A. Y. DE HORTA¹

¹Western Sydney University,
Locked Bag 1797, Penrith, NSW 2751, Australia. 19899347@student.westernsydney.edu.au and
²Astronomical Observatory, Volgina 7, 11060 Belgrade 38, Serbia

Version September 30, 2025

ABSTRACT

Multi-band photometric analysis of the contact binary V717 Andromedae (V717 And) is presented. The system is found to be an extreme low mass ratio system ($q = 0.197$) with high inclination ($i = 84.5^\circ$), moderate degree of contact (27%) and near equal temperatures of the components. Period analysis of survey photometry spanning over 6300 days reveals no significant change. Although the system does not demonstrate a significant O’Connell effect there are a number of other markers strongly suggesting the system is chromospherically active. Orbital analysis indicates that the system is stable and not a merger candidate.

Subject headings: Binaries: Eclipsing, Techniques: Photometric, Stars: individual:V717 And

1. INTRODUCTION

Close binary pairs where both components have expanded beyond their respective Roche lobes, resulting in bidirectional mass transfer and the formation of shared outer photospheric envelope, are referred to as contact binaries. Both components are still on the main sequence, but have expanded beyond their Roche lobes due to their close proximity and tidal effects. Although examples of high mass contact binaries are known, most examples have a primary with spectral class K to F with secondary component smaller than the primary. Regardless of the difference in the masses of the components, the temperature of the common envelope is close to that of the primary component. The secondary therefore is normally significantly brighter than its main sequence counterpart (Mochnacki 1981; Yildiz & Doğan 2013).

The components and the common envelope are in a synchronous circular orbit, with current consensus suggesting long term evolution of contact binaries is driven by angular momentum loss (AML) secondary to magnetic stellar winds and magnetic braking (Vilhu 1981; Li et al. 2004). The components move closer together through continued AML, but the system can maintain synchronous orbit until the ratio of spin to orbital angular momentum approaches 3:1. The loss of synchronicity is thought to lead to rapid in-spiraling of the secondary component and potential merger of the components. During this phase, there is likely an exponential decrease in the orbital period. Although contact binaries are common, there is only one confirmed case of contact binary merger, that of V1309 Scorpii (V1309 Sco, Tylenda et al. 2011). The combination of potential merger and increased magnetic activity has led to significant interest in both detection of magnetic activity through enhanced signatures of chromospheric activity (Huang et al. 2024; Zhang et al. 2024), and orbital stability (Wadhwa et al. 2021, 2024b).

V717 And was identified as a contact binary system by Sergey (2013). We use the techniques described by Wadhwa et al. (2022b) and various sky surveys to identify V717 And as a potential extreme low mass ratio con-

tact binary system. The current study presents multi-band photometric analysis of V717 And. The geometric light curve solution combined with distance and extinction estimates are used to derive absolute parameters for the system. In addition, we used available spectra to look at markers of increased chromospheric activity, and finally, we evaluate the orbital stability of the system based on recent theoretical instability parameters for a system with similar mass primary.

2. TARGET SELECTION AND PHOTOMETRIC OBSERVATIONS

Evolution modelling of contact binary systems has mostly suggested that the components will eventually merge following a period of angular momentum loss and possible non-conservative mass loss from the outer Roche lobe of the secondary or both components. Modelling has usually indicated merger taking place at extreme low mass ratios (Robertson & Eggleton 1977). Theoretical considerations for orbital stability initially concentrated on the concept of a global minimum mass ratio at which merger would take place (Rasio 1995; Arbutina 2007). More recently, however, this has been shown to be an over simplification, and it is now clear that each system has its own unique mass ratio at which it will merge and this mass ratio changes even during normal main sequence evolution (Wadhwa et al. 2021, 2024b). As part of our ongoing work in the identification of extreme low mass ratio, potentially unstable, contact binary systems, we have developed a rapid method of identification based on inspection of survey photometry (Wadhwa et al. 2022a). The rapid identification routine indicated V717 And as a potential extreme low mass ratio system and we present an analysis of multi-band photometry along with a review of potential increased chromospheric activity, long-term period analysis, and of orbital stability.

V717 And was observed at the Astronomical Station Vidojevica, operated by the Astronomical Observatory of Belgrade, on September 1, 2024, using the 1.4m “Milanković” telescope equipped with an Andor iKon-L 936 CCD camera. Images were acquired using Johnson

TABLE 1
Light curve observations at quarter phase points for V717 And

Phase	B mag	V mag	R mag	B-V
0	15.02	14.32	14.18	0.70
0.25	14.57	13.92	13.78	0.65
0.5	14.97	14.31	14.17	0.67
0.75	14.54	13.91	13.78	0.63

BVR filters. All images were calibrated using appropriate flat, dark and bias frames. Differential photometry was performed using the AstroImageJ software package (Collins et al. 2017) with 2MASS00122578+3124054 as the comparison star and 2MASS00122452+3122164 as the check star. Reference magnitudes of the comparison star ($V = 14.37$, $B = 15.51$, $R = 14.04$) were adopted from Henden et al. (2015). Basic observations of the light curves, summarised in Table 1, show a *V*-band amplitude of 0.41 mag with essentially equal maxima and minima. The *R*-band amplitude is 0.40 mag, again with near equal minima and maxima. The *B*-band amplitude is higher at 0.48 mag, with the second maxima brighter by 0.03 mag and the primary minima fainter by about 0.03 mag. Such variations in amplitude and variation in maxima and minima between different bands are not uncommon among contact binaries (Xu et al. 2022; Samec et al. 2011).

3. PERIOD STUDY

There are no dedicated historical observations for V717 And. Survey data are available from the Catalina Sky Survey (Drake et al. 2014), All Sky Automated Survey - Supernova (Shappee et al. 2014; Jayasinghe et al. 2018), and the Zwicky Transient Facility Catalog of Periodic Variable Stars (Chen et al. 2020). The system was also observed by the SuperWasp survey (Thiemann et al. 2021), but the system is at the fainter limit of the instruments resulting in considerable scatter, and so no SuperWasp data were used. In total, about 800 observations spanning 6350 days were available for review. Period changes, especially when small, are most accurately determined from long-term high-cadence observations. In the absence of such observations, the traditional Observed-Computed (O-C) technique offers no meaningful analysis. The technique of using periodic orthogonal polynomials combined with an analysis of variance statistic (a marker of quality of fit), as described by Schwarzenberg-Czerny (1996) and used by Tylenda et al. (2011) in the period analysis of survey photometry of the only confirmed contact binary merger event, offers an avenue to determine significant period changes. Using the methodology described in Schwarzenberg-Czerny (1996), we divided the available survey data into multiple overlapping subsets of approximately 100 observations and determined the best period in the small range (0.25d to 0.35d) near the current estimate of 0.317357d. We find no significant

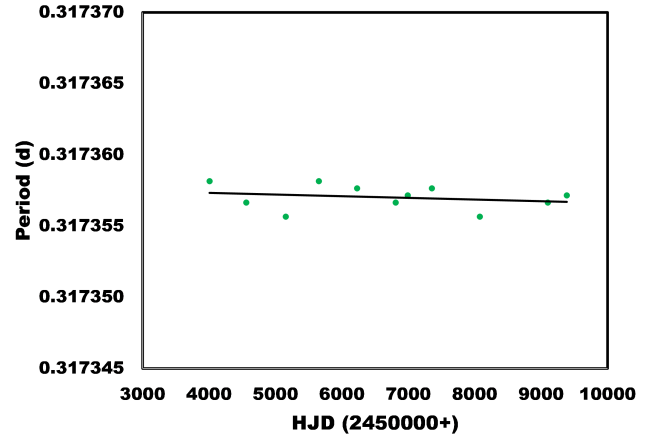


FIG. 1.— Period of V717 And spanning over 6300 days. Black line = Line of best fit

change in the period of the system over 17 or so years of available observations. The changes in period over the survey time are illustrated in Figure 1. Based on our observations and the available survey data, we refine the ephemeris as follows:

$$HJD_{min} = 2460555.54728(\pm 261) + 0.317357015(\pm 235)E.$$

4. LIGHT CURVE ANALYSIS AND ABSOLUTE PARAMETERS

The light curve of V717 And demonstrates complete eclipses and is therefore suitable for photometric determination of the mass ratio and geometric parameters (Terrell & Wilson 2005). We used a recent version of the Wilson-Devinney (WD) code (Wilson & Devinney 1971; Wilson 1990; Nelson 2021) to simultaneously model the *BVR* photometric data. The widely used grid search method was used for values of the mass ratio (q) from 0.1 to 10 at intervals of 0.5 to find an approximate solution. Further refinement was performed around the approximate solution at intervals of 0.1 and finally at intervals of 0.01. During iterations the temperature of the secondary component (T_2), the potential (fillout) (f), inclination (i) and the dimensionless scaling factor, the luminosity of the primary (L_1), were the adjustable parameters. The fixed temperature of the primary ($T_1 = 5895K$) was adopted from the Large Sky Area Multi-Object Fiber Spectroscopic Telescope (LAMOST) spectra (Luo et al. 2022). As usual, the gravity coefficients were fixed at ($g_1 = g_2 = 0.32$), bolometric albedoes ($A_1 = A_2 = 0.5$) were also fixed while the limb darkening coefficients were interpolated from van Hamme (1993). Simple reflection treatment was applied during analysis.

The system is found to be an extreme low mass ratio contact binary with a mass ratio $q = 0.197 \pm 0.003$, high inclination $i = 84.5^\circ \pm 1.0^\circ$, moderate contact $f = 27 \pm 7\%$ and near equal component temperatures, $T_2 = 5813 \pm 15K$. The geometric solution is summarised in Table 2. Observed and fitted light curves are illustrated in Figure 2. The variation in amplitude and the slight O'Connell effect noted in the *B*-band photometry is reflected in the slightly poorer fit of the observed and modelled light

TABLE 2

Geometric and absolute parameters for V717 And. $r_{(1,2)}$ represent the geometric means of the fractional radii of the components. SMA = Semi Major Axis

Parameter		Parameter	
T_1 (Fixed)	5895K	$M_1(M_\odot)$	1.00 ± 0.03
T_2	5813 ± 15 K	$M_2(M_\odot)$	0.197 ± 0.003
i°	$84.5 \pm 1.0^\circ$	$R_1(R_\odot)$	1.14 ± 0.03
q	0.197 ± 0.003	$R_2(R_\odot)$	0.56 ± 0.02
Fillout (f)	$27 \pm 7\%$	SMA (R_\odot)	2.13 ± 0.03
$r_{1,2}$	0.53525, 0.26142		

curves.

The most critical absolute parameter for further analysis is the mass of the primary component. As has been shown previously (Wadhwa et al. 2022a), the radius of the primary component of contact binaries is significantly larger than that of the main sequence counterpart, and small variations in the assignment of the temperature can lead to significant variation in the estimate of the mass of a star if simple black-body approximations are applied. For this reason, we prefer a more direct observational approach to estimate the mass of the primary component. As the light curve shows complete eclipses, we can conclude that the apparent magnitude at phase 0.5 is the apparent magnitude of the primary component. Using an accurate *Gaia* (Gaia Collaboration et al. 2016, 2023) distance (862.4 pc) and distance corrected extinction (0.162 mag) as described in Wadhwa et al. (2023), we derive the absolute magnitude of the primary component, $M_{V1} = 4.79 \pm 0.04$. Using the April 2022 update of Pecaut & Mamajek (2013) tables we estimate the mass of the primary based on the absolute magnitude as $M_1 = 1.02 M_\odot$, in good agreement with the spectral colour estimate from *Gaia* of $0.97 M_\odot$. Based on these two estimates, we adopt the mass of the primary as $M_1 = 1.00 \pm 0.03 M_\odot$. All subsequent parameters and errors are propagated from this estimate. The mass of the secondary ($M_2 = 0.197 \pm 0.004 M_\odot$) follows from the mass ratio, and the separation ($A = 2.13 \pm 0.02 R_\odot$) follows from the period and Kepler’s third law. The radii of the components can be estimated as follows: ($R_{1,2} = A \times r_1$ and $A \times r_2$) where ($r_{1,2}$) are the geometric means of the fractional radii of the components in three orientations determined by the WD analysis (Awadalla & Hanna 2005). The absolute parameters are summarised in Table 2.

5. CHROMOSPHERIC ACTIVITY AND ORBITAL STABILITY

5.1. Chromospheric Activity

Markers of enhanced chromospheric and coronal activity are commonly documented in contact binaries. The most common is the O’Connell effect manifesting as differing maximum brightness at phase 0.25 and phase 0.75. Although the O’Connell effect is modelled by the incorporation of star spots, such an approach may lead to an erroneous geometric solution even though the modelled and observed light curves appear to fit more closely (See Wadhwa et al. 2024a, for a summary discussion). As the geometric solution forms the foundation for further analysis, we have avoided a spotted solution. There are

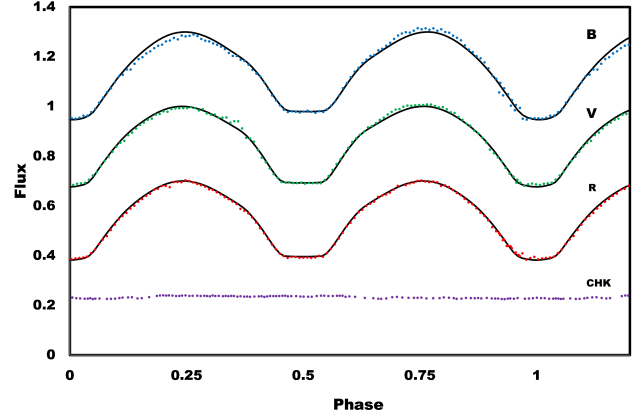


FIG. 2.— Observed and modelled light curves for V 717 And. The blue curve shows *B*-band, green, *V*-band, and red, *R*-band; the purple curve shows the Check Star. Black lines represent the WD modelled light curves for each band. The curves have been shifted vertically for clarity.

other markers of increased chromospheric and coronal activity such as enhanced ultraviolet emissions, especially at shorter wavelengths, and enhanced x-ray emissions. Unfortunately, V717 And has not been observed at short ultraviolet wavelengths; however, it has been observed to have significantly increased x-ray emissions (Liu et al. 2022).

The availability of a large library of medium-resolution spectra from LAMOST has led to the investigation of longer wavelength spectroscopic indicators of enhanced chromospheric activity in contact binaries (Wadhwa et al. 2024a; Huang et al. 2024). The LAMOST spectra, in general, demonstrate less noise in the longer infrared part and analysis is somewhat easier than in the shorter bluer part, where the continuum is not well defined (Busà et al. 2007). Of the three main CaII IRT lines ($\lambda 8498$, $\lambda 8542$, and $\lambda 8663$), $\lambda 8542$ and $\lambda 8663$ are usually better defined, and the analysis is usually limited to these two lines. The trailing wings of the CaII IRT lines are usually quite extended and their shape is variable due to a significant impact from temperature variations in the photospheric layers (Andretta et al. 2005). Unlike the wings, the depth of CaII IRT lines is governed by the uppermost chromospheric layers, and their central depression correlates with the degree of chromospheric activity (Chmielewski 2000): The depth of the core relative to the continuum correlates inversely with chromospheric activity.

Wadhwa et al. (2024a) investigated CaII IRT filling in 10 extreme low mass contact binaries confirming enhanced chromospheric activity regardless of the presence or absence of the O’Connell effect. We follow the procedure described in Wadhwa et al. (2024a) to investigate the filling of the $\lambda 8542$ and $\lambda 8663$ lines from the LAMOST spectrum of V717 And. Briefly, we select a spectrum of a closely matching star from an atlas of template spectra (Ji et al. 2023). For the present study, we selected template number 513 (5903 K, $[\text{Fe}/\text{H}] = -0.37$). LAMOST estimates the metallicity of V717 And to be $[\text{Fe}/\text{H}] = -0.38$. Due to the high rotational velocity of the contact binary, the template spectrum was broadened using the recently published script (Carvalho & Johns-Krull 2023). Busà et al. (2007) consider the difference in

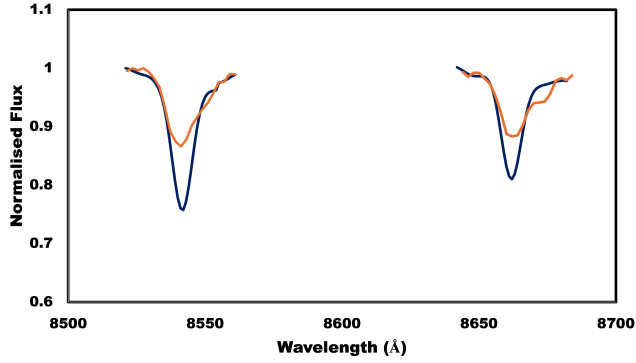


FIG. 3.— Filling of the two main ($\lambda 8542$ and $\lambda 8663$) CaII IRT lines. The orange lines represent the flux of V717 And and the purple lines represent the flux of the template star

the amplitude of the central depression between the observed and template normalised spectra as an indicator of enhanced chromospheric activity. The excess filling of the CaII IRT lines of V717 And is illustrated in Figure 3. The extent of filling is comparable to that seen by (Wadhwa et al. 2024a).

5.2. Orbital Stability

Ever since the identification of V1309 Sco as a contact binary merger event (Tylenda et al. 2011), there has been a significant increase in the identification of potential merger candidates. Theoretical considerations prior to the identification of V1309 Sco had indicated merger would likely occur when the mass ratio of the components was very small and much of the research had centered on defining a universal minimum mass ratio at which merger would take place (Rasio 1995; Arbutina 2007). More recent work (Wadhwa et al. 2021, 2024b) has indicated that there is no universal instability mass ratio and each contact binary has a unique mass ratio at which it will become unstable. The instability mass ratio, for a given system, is not fixed and changes significantly even during normal main sequence evolution.

Without considering effects of metallicity or age Wadhwa et al. (2021) showed that the instability mass ratio range between marginal ($f = 0$) and full contact ($f = 1$) can be estimated from two simple quadratic relations linked to the mass of the primary component:

$$q_{inst} = 0.1269M_1^2 - 0.4496M_1 + 0.4403 \quad (f = 1) \quad (1)$$

and

$$q_{inst} = 0.0772M_1^2 - 0.3003M_1 + 0.3237 \quad (f = 0). \quad (2)$$

Based on the above relations the instability mass ratio range for V717 And would be 0.100–0.118. Wadhwa et al. (2024b) further showed that if age and metallicity are taken into account, systems with metallicity less than Solar metallicity and older systems may well be more stable. Assuming the the primary is half way through its main sequence evolution and adopting the LAMOST metallicity of $[Fe/H] = -0.38$, the predicted instability mass ratio range is even lower at 0.065–0.060. The estimated mass ratio of V717 And at 0.197 is well above the instability mass ratio and as such we consider the system to be stable and not a potential merger candidate.

6. SUMMARY

Photometric analysis of V171 And shows that the system is an extreme low mass ratio contact binary with a steady period. The system does show signs of significant chromospheric activity with the presence of the O’Connell effect in the B -band where there is slight increase in the overall light curve amplitude and low grade difference in the two maxima. Our analysis and other investigations also point to significant spectral indicators of increased chromospheric activity such as CaII IRT line filling.

Although the system is of extreme low mass ratio, orbital stability analysis suggests that the system is stable and not a potential merger candidate.

ACKNOWLEDGEMENTS

MG acknowledges funding provided by the Ministry of Science, Technological Development and Innovation of the Republic of Serbia through the contract 451-03-136/2025-03/200002.

This work has made use of data from the European Space Agency (ESA) mission *Gaia* (<https://www.cosmos.esa.int/gaia>), processed by the *Gaia* Data Processing and Analysis Consortium (DPAC, <https://www.cosmos.esa.int/web/gaia/dpac/consortium>). Funding for the DPAC has been provided by national institutions, in particular the institutions participating in the *Gaia* Multilateral Agreement.

REFERENCES

- Andretta V., Busà I., Gomez M. T., Terranegra L., 2005, *A&A*, **430**, 669
 Arbutina B., 2007, *MNRAS*, **377**, 1635
 Awadalla N. S., Hanna M. A., 2005, *Journal of Korean Astronomical Society*, **38**, 43
 Busà I., Aznar Cuadrado R., Terranegra L., Andretta V., Gomez M. T., 2007, *A&A*, **466**, 1089
 Carvalho A., Johns-Krull C. M., 2023, *Research Notes of the American Astronomical Society*, **7**, 91
 Chen X., Wang S., Deng L., de Grijs R., Yang M., Tian H., 2020, *ApJS*, **249**, 18
 Chmielewski Y., 2000, *A&A*, **353**, 666
 Collins K. A., Kielkopf J. F., Stassun K. G., Hessman F. V., 2017, *AJ*, **153**, 77
 Drake A. J., et al., 2014, *ApJS*, **213**, 9
 Gaia Collaboration et al., 2016, *A&A*, **595**, A1
 Gaia Collaboration et al., 2023, *A&A*, **674**, A1
 Henden A. A., Levine S., Terrell D., Welch D. L., 2015, in American Astronomical Society Meeting Abstracts #225. p. 336.16
 Huang X., et al., 2024, *ApJS*, **272**, 6
 Jayasinghe T., et al., 2018, *MNRAS*, **477**, 3145
 Ji W., Liu C., Deng L., Zhang B., Li J., Tian H., Li J., 2023, *ApJS*, **265**, 61
 Li L., Han Z., Zhang F., 2004, *MNRAS*, **355**, 1383
 Liu J., Wu J., Esamdin A., Gu W.-M., Sun M., Wang J., 2022, *A&A*, **663**, A115

- Luo A. L., Zhao Y. H., Zhao G., et al. 2022, VizieR Online Data Catalog: LAMOST DR7 catalogs (Luo+, 2019), VizieR On-line Data Catalog: V/156. Originally published in: 2019RAA..in.prep..L
- Mochnacki S. W., 1981, *ApJ*, **245**, 650
- Nelson R. H., 2021, *New A*, **86**, 101565
- Pecaut M. J., Mamajek E. E., 2013, *ApJS*, **208**, 9
- Rasio F. A., 1995, *ApJ*, **444**, L41
- Robertson J. A., Eggleton P. P., 1977, *MNRAS*, **179**, 359
- Samec R. G., Labadorf C. M., Hawkins N. C., Faulkner D. R., Van Hamme W., 2011, *AJ*, **142**, 117
- Schwarzenberg-Czerny A., 1996, *ApJ*, **460**, L107
- Sergey I., 2013, *Peremennye Zvezdy Prilozhenie*, **13**, 9
- Shappee B. J., et al., 2014, *ApJ*, **788**, 48
- Terrell D., Wilson R. E., 2005, *Ap&SS*, **296**, 221
- Thiemann H. B., Norton A. J., Dickinson H. J., McMaster A., Kolb U. C., 2021, *MNRAS*, **502**, 1299
- Tylenda R., et al., 2011, *A&A*, **528**, A114
- Vilhu O., 1981, *Ap&SS*, **78**, 401
- Wadhwa S. S., De Horta A., Filipović M. D., Tothill N. F. H., Arbutina B., Petrović J., Djurašević G., 2021, *MNRAS*, **501**, 229
- Wadhwa S. S., De Horta A. Y., Filipovic M. D., Tothill N. F. H., Arbutina B., Petrovic J., Djurasevic G., 2022a, arXiv e-prints, p. [arXiv:2208.00626](https://arxiv.org/abs/2208.00626)
- Wadhwa S. S., De Horta A. Y., Filipović M. D., Tothill N. F. H., Arbutina B., Petrović J., Djurašević G., 2022b, *Journal of Astrophysics and Astronomy*, **43**, 94
- Wadhwa S. S., Petrović J., Tothill N. F. H., De Horta A. Y., Filipović M. D., Djurašević G., 2023, *Research in Astronomy and Astrophysics*, **23**, 115001
- Wadhwa S. S., Popowicz A., Michel R., Kostić P., Vince O., Tothill N. F. H., De Horta A. Y., Filipović M. D., 2024a, *Research in Astronomy and Astrophysics*, **24**, 085018
- Wadhwa S. S., Landin N. R., Arbutina B., Tothill N. F. H., De Horta A. Y., Filipović M. D., Petrović J., Djurašević G., 2024b, *MNRAS*, **535**, 2494
- Wilson R. E., 1990, *ApJ*, **356**, 613
- Wilson R. E., Devinney E. J., 1971, *ApJ*, **166**, 605
- Xu H.-S., Zhu L.-Y., Thawicharat S., Boonruksar S., 2022, *Research in Astronomy and Astrophysics*, **22**, 035024
- Yildiz M., Doğan T., 2013, *MNRAS*, **430**, 2029
- Zhang W., Zhang J., He H., Luo A., Zhang H., 2024, *A&A*, **688**, A23
- van Hamme W., 1993, *AJ*, **106**, 2096

This paper was built using the Open Journal of Astrophysics L^AT_EX template. The OJA is a journal which

provides fast and easy peer review for new papers in the **astro-ph** section of the arXiv, making the reviewing process simpler for authors and referees alike. Learn more at <http://astro.theoj.org>.