

Parallel Algorithms for the One Sided Crossing Minimization Problem

Bogdan-Ioan Popa ✉

University of Bucharest, Faculty of Mathematics and Computer Science, Romania

Adrian-Marius Dumitran ✉

University of Bucharest, Faculty of Mathematics and Computer Science

Livia Magureanu ✉

University of Bucharest, Faculty of Mathematics and Computer Science

Abstract

The One Sided Crossing Minimization (OSCM) problem is an optimization problem in graph drawing that aims to minimize the number of edge crossings in bipartite graph layouts. It has practical applications in areas such as network visualization and VLSI (Very Large Scale Integration) design, where reducing edge crossings improves the arrangement of circuit components and their interconnections. Despite the rise of multi-core systems, the parallelization of exact and fixed-parameter tractable (FPT) algorithms for OSCM remains largely unexplored. Parallel variants offer significant potential for scaling to larger graphs but require careful handling of synchronization and memory management. In this paper, we explore various previously studied exact and FPT algorithms for OSCM, implementing and analyzing them in both sequential and parallel forms. Our main contribution lies in empirically proving that these algorithms can achieve close to linear speedup under parallelization. In particular, our best result achieves a speedup of nearly 19 on a 16-core, 32-thread machine. We further investigate and discuss the reasons why linear speedup is not always attained.

2012 ACM Subject Classification [Concurrent computing methodologies](#)

Keywords and phrases OSCM, crossing minimization, parallel computing, multi-threading, dynamic programming, search trees

Digital Object Identifier 10.4230/LIPIcs...

1 Related Work

The One-Sided Crossing Minimization (OSCM) problem has been widely studied both theoretically and practically. Our work extends the parameterized complexity perspective in graph drawing and, to our knowledge, is the first to address OSCM in parallel computing.

Exact and Parameterized Algorithms

Kobayashi and Tamaki achieved a major breakthrough with a subexponential FPT algorithm of $O(k2^{\sqrt{2k}} + n)$ [8], improving over the $O(1.4656^k + kn^2)$ algorithm of Dujmović, Fernau, and Kaufmann [6]. Their approach relied on interval graphs and dynamic programming. Similar advances have been made for related problems such as one-page (or circular) crossing minimization [3], showing strong theoretical progress for small ks .

Heuristics and Practical Approaches

Due to the NP-hard nature of OSCM, many heuristics have been developed for practical applications. The barycenter and median heuristics from the Sugiyama framework remain widely used [11, 7] methods due to their simplicity and effectiveness. Over the years, more advanced techniques have been explored, including stochastic methods, evolutionary



© Bogdan-Ioan Popa, Adrian-Marius Dumitran and Livia Măgureanu;
licensed under Creative Commons License CC-BY 4.0

Leibniz International Proceedings in Informatics

LIPICS Schloss Dagstuhl – Leibniz-Zentrum für Informatik, Dagstuhl Publishing, Germany

algorithms, and local search (Di Battista et al. [5]). While these methods often provide high-quality solutions for larger instances, they lack optimality guarantees.

Distributed and Parallel Computing Perspectives

Research on OSCM has focused on sequential algorithms, despite large-scale applications where sequential costs are prohibitive. Kobayashi and Tamaki’s interval graph structure [8] suggests potential for parallelization, supported by existing parallel algorithms for interval graphs [10] and general frameworks for distributed dynamic programming [4]. Our work is the first to synthesize these concepts into a parallel algorithm specifically for OSCM.

2 Introduction

Layered graph drawing is a prevalent method for visualizing hierarchical structures, widely known as the Sugiyama framework [11]. A crucial step is crossing minimization, which aims to reduce the number of edge intersections between adjacent layers to enhance readability. The One-Sided Crossing Minimization (OSCM) problem fixes the vertex order on one layer and finds the optimal ordering for the vertices on the adjacent layer.

OSCM is NP-hard, even for sparse graphs [7, 9], motivating research into various algorithmic approaches (heuristics, approximation algorithms, and fixed-parameter algorithms). An algorithm is fixed-parameter tractable (FPT) with respect to a parameter k if it runs in $f(k) \cdot n^{O(1)}$ time. For OSCM, the number of crossings k is a natural parameter.

A significant advance was the subexponential FPT algorithm by Kobayashi and Tamaki [8], which runs in $O(k2^{\sqrt{2k}} + n)$ time. Their elegant approach reduces OSCM to an interval graph problem and applies a dynamic programming solution. This algorithm made exact solutions feasible for instances where k is not excessively large.

However, the sequential nature of this algorithm hinders its applicability on massive graphs such as social networks, protein-interaction networks, or large software architectures. This creates a pressing need for parallel algorithms capable of handling such large-scale instances.

2.1 Contributions

This work provides a systematic study of parallelization for exact and fixed-parameter algorithms addressing the One-Sided Crossing Minimization (OSCM) problem. Our main contributions are:

- **Empirical parallelization study:** We implement and empirically analyze several exact and FPT algorithms for OSCM in both sequential and parallel settings.
- **Scalability evaluation:** We demonstrate that parallelization can yield close to linear speedup, with our best implementation achieving nearly $19\times$ speedup on a 16-core, 32-thread machine.
- **Performance characterization:** We identify the cases where linear speedup is not attained and analyze the underlying causes.
- **Parallelization challenges:** We systematically discuss and address the key obstacles, including synchronization overhead, memory management and contention, load balancing across processing units.
- **Building a test environment:** We gathered and enhanced datasets to benchmark our implementations. We focus on specific types of graphs for each approach, depending on its weaknesses and strengths.

2.2 Preliminaries

We are given a bipartite graph $G = (A, B, E)$ where $A = \{0, 1, \dots, n-1\}$ and $B = \{0, 1, \dots, m-1\}$ are the set of vertices and $E \subseteq A \times B$ the set of edges. Imagine drawing the vertices of G on two straight parallel lines, vertices from B are drawn in order from left to right, while vertices of A can be drawn in any order we choose. The OSCM (one sided crossing minimization) problem asks to find an order in which to draw vertices from A such that the total number of edge crossings is minimized.

More formally we are asked to find a permutation P of A such that the number of edge crossings relative to P is minimized. We say that two edges $(a, b) \in E$ and $(c, d) \in E$ form a crossing relative to P iff $P_a^{-1} < P_c^{-1}$ and $b > d$. Note that P_a^{-1} is the position of vertex a in permutation P .

We establish some notations which we will use throughout the paper:

For $x, y \in A$, let C_{xy} be the number of edge intersections that vertices x and y create if $P_x^{-1} < P_y^{-1}$ (i.e. if x is before y in P). By definition $C_{xx} = 0$.

Then we define $F(Y, x) = \sum_{y \in Y} C_{yx}$ for $x \in A$ and $Y \subseteq A$.

We use $N_a = \{b \mid (a, b) \in E\}$ to denote the set of neighbours of node a , and $d_a = |N_a|$ which is the degree of node a .

For an algorithm, let T_p be the time it takes for the algorithm to finish executing while running on p processors. The speedup is then calculated by dividing the time it takes to finish with one processor by the time it takes with p processors $S_p = \frac{T_1}{T_p}$.

The algorithms were implemented in C++20 and tested under Ubuntu 24.04 LTS on a 32GB of RAM machine with a Ryzen 9 5950X running at 4.9GHz, with 16 cores and 32 threads.

In what follows, we present several algorithms for the OSCM problem along with our implementations, including both sequential and parallel versions. We provide benchmarking results for these algorithms and analyze the impact and effectiveness of parallelization under various conditions.

3 Bitmask DP Algorithms

We propose several variants of an algorithm for solving the OSCM problem based on a classical dynamic programming approach, which have different time and memory complexities. We implement the sequential and parallel versions of each variant, and then test them head to head on the same dataset to measure their execution times and speedups.

3.1 High-Level Algorithm Overview

Let $X \subseteq A$ be a subset of vertices from A , then:

$dp_X =$ the minimum number of crossings we can obtain by considering only the vertices of the subset X .

It is obvious to see that $dp_\emptyset = 0$ and the solution to the problem is found in dp_A . The recurrence for this dynamic programming approach follows:

$$dp_X = \min_{v \in X} dp_{X \setminus \{v\}} + F(X \setminus \{v\}, v)$$

See a basic implementation of this approach in [A].

The great thing about this algorithm is that, with minimal modifications, it can be parallelized to achieve linear speedup. Ideally, we want to split the work of computing the dp array evenly between our processors. However, splitting the range $[1, \dots, 2^n - 1]$ evenly into

intervals and assigning an interval to each processor won't work, as a processor will require the value dp_Y of some Y which may not have been calculated yet. To solve this problem we can choose another order of calculating the dp array. If X has k bits set, then the value of dp_X depends on the values of dp_Y , where Y has $k - 1$ bits set. Thus, we can distribute the states into n layers, the i^{th} layer having assigned the states which have i bits set, and parallelize the calculation of states on the same layer. See a sequential implementation that computes the dp array state by state in the order of the layers in A.1.

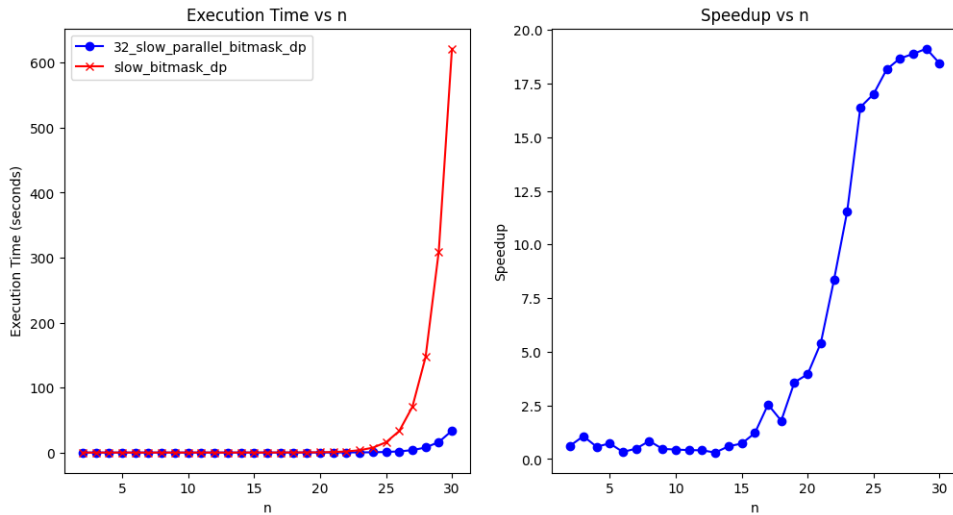
To parallelize the DP algorithm, we will compute the dp values in the same layer in parallel. For each available processor we can assign its work as $work_j = \left\lceil \frac{\binom{n}{i}}{PROC} \right\rceil$ if $j < \binom{n}{i} \bmod PROC$, else $work_j = \left\lfloor \frac{\binom{n}{i}}{PROC} \right\rfloor$, where $PROC$ is the number of available processors. The first processor takes the first $work_0$ states, the second processor takes the next $work_1$ states, and so on. See a parallel implementation that computes the dp array layer by layer in A.2.

Depending on how we compute the F function, our time complexity can vary from $O(2^n n^2 + n^2 m)$ to $O(2^n n + n^2 m)$. The slow version chooses a naive approach, iterating through all y 's and summing C_{yx} , thus adding an n factor to the time complexity. The fast versions precompute the F function using $O(2^n n)$ and $O(2^{n/2} n)$ additional memory respectively.

3.2 Slow Bitmask DP

The slow version of the bitmask DP implements the F function in $O(n)$, thus the resulting algorithm runs in $O(2^n n^2 + n^2 m)$. Due to its relatively small memory consumption, its implementation only requires storing in memory the graph, the C matrix and the dp array. This allowed us to test this implementation with n up to 30, resulting the following running stats:

■ **Figure 1** Running stats for `slow_bitmask_dp`



The parallel version achieved a $\approx 19\times$ speedup compared to the sequential run. The high speedup is explained by excellent parallel scalability: the workload distributes well across threads, and the memory behavior remains relatively efficient (low cache-miss rates,

■ **Table 1** Comparison of performance counter statistics: `slow_bitmask_dp` sequential vs parallel execution

Metric	Sequential	Parallel	Notes
Task-clock (msec)	745,218.44	1,297,914.14	CPU's utilized: 1 vs 29.652
Context-switches	1,038	2,571	/sec: 1.39 vs 1.98
CPU-migrations	0	12	negligible
Page-faults	1,048,717	1,050,414	nearly identical
Cycles	2433601012816	3291638160915	3.266 GHz vs 2.536 GHz
Instructions	3023756184522	3291440594184	IPC: 1.24 vs 1.00
Branches	868386509436	943469518286	rate: 1.165 G/sec vs 727 M/sec
Branch-misses	89782828418	79178528101	10.34% vs 8.39% of branches
Cache-references	11797983262	22238880018	per sec: 15.8M vs 17.1M
Cache-misses	334257425	1465155185	2.83% vs 6.59% of cache refs
L1-dcache-loads	525730337123	551102795385	per sec: 705M vs 425M
L1-dcache-load-misses	9001114451	13958309953	1.71% vs 2.53% of L1 accesses

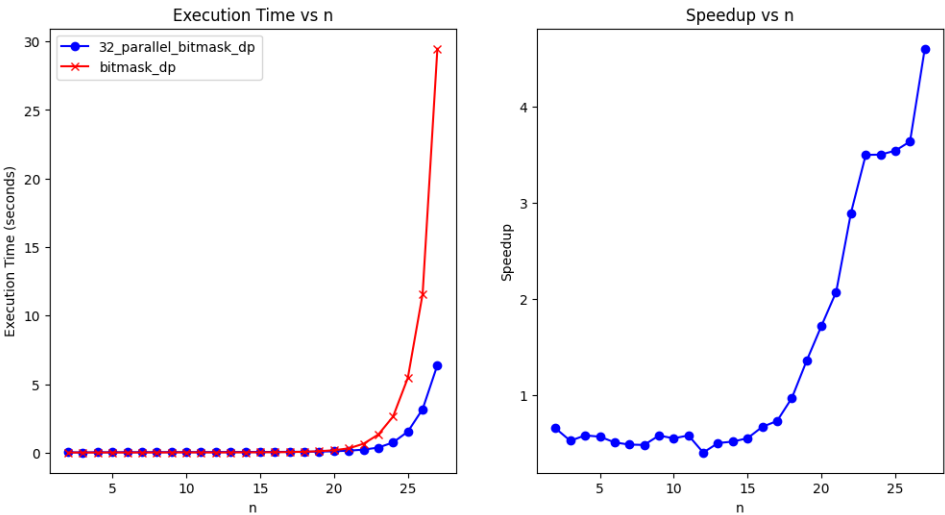
stable IPC). The parallel run spends more aggregate CPU time (higher task-clock), but the wall-clock time seen by the user drops significantly because 30 cores are effectively utilised. See Table 1.

3.3 Fast Bitmask DP

This version of the algorithm reduces the complexity of the F function to $O(1)$ by precomputing it using the following recurrence relation:

$$F(Y, x) = F(Y \setminus \{y\}, x) + C_{yx} \text{ for some } y \in Y$$

■ **Figure 2** Running stats for fast bitmask DP with high memory



This precomputation requires storing a big 2-dimensional array in memory of size $2^n n$, making our C++ implementation only possible to be tested on inputs up with n up to 27,

XX:6 Parallel Algorithms for the One Sided Crossing Minimization Problem

due to hardware limits (A.3.1). This version actually performs worse in practice than the low-memory one due to its high memory consumption and expensive computation.

The precomputation of the F function also takes $O(2^n n)$, so the asymptotic time complexity of our algorithm does not change. Because this is also an expensive computation, which has the same running time as calculating the dp array, it also has to be parallelized. To parallelize this part of the algorithm we can just run the first for loop in parallel.

■ **Table 2** Comparison of performance counter statistics: `bitmask_dp` sequential vs parallel execution

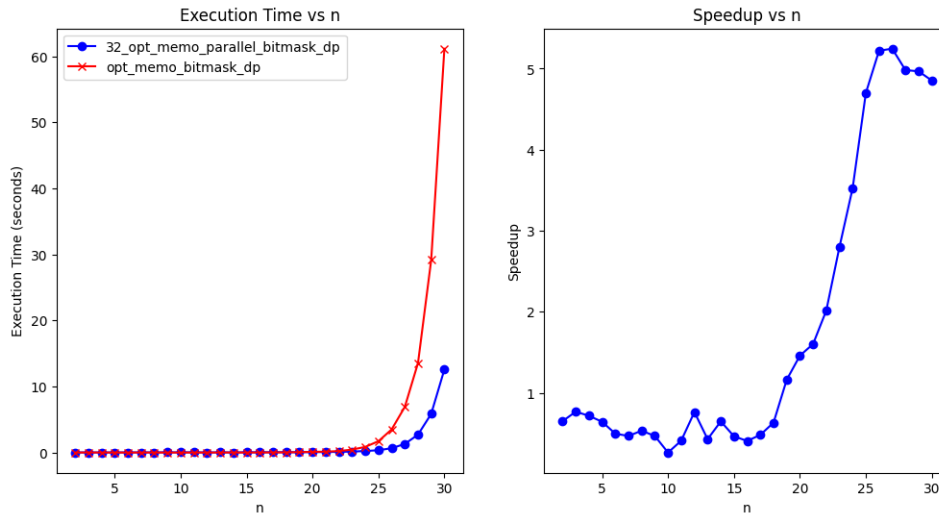
Metric	Sequential	Parallel	Notes
Task-clock (msec)	35,288.04	174,029.07	CPUs utilized: 1 vs 23.069
Context-switches	102	940	/sec: 2.890 vs 5.401
CPU-migrations	0	11	/sec: 0.000 vs 0.063
Page-faults	5,111,949	3,671,815	/sec: 144.863 K vs 21.099 K
Cycles	111,242,915,404	477,378,956,856	3.152 GHz vs 2.743 GHz (util %)
Instructions	123,789,150,846	120,975,873,317	insn per cycle: 1.11 vs 0.25
Branches	26,642,198,104	23,756,601,207	M/sec: 754.992 vs 136.509
Branch-misses	1,454,284,994	1,282,291,082	5.46% vs 5.40% of branches
Cache-references	7,655,945,356	4,628,036,668	M/sec: 216.956 vs 26.593
Cache-misses	1,222,024,085	1,162,552,160	15.96% vs 25.12% of cache refs
L1-dcache-loads	46,441,160,046	32,085,031,330	G/sec: 1.316 vs 0.184
L1-dcache-load-misses	4,043,146,576	3,341,266,421	8.71% vs 10.41% of L1 accesses

The parallel version achieved only a $\approx 4.7\times$ speedup on ≈ 23 cores. Here, the counters show a significant drop in instructions per cycle (IPC) (from 1.11 to 0.25) and an increase in cache-miss ratios (cache-miss % and L1-miss % both worsen). This indicates that threads compete heavily for memory bandwidth and shared caches, causing pipeline stalls. Although the total number of instructions executed is similar to the sequential run, per-core throughput drops sharply due to memory contention. Consequently, adding threads provides only modest gains, as execution becomes memory-bound rather than compute-bound. See Table 2.

3.4 Low-memory Fast Bitmask DP

We can reduce the memory usage of the algorithm to $O(2^n)$ while preserving the time complexity of $O(2^n n)$ by using a technique called "*Meet in the Middle*". We can split the set of vertices A into $A_1 = \{0, \dots, \lfloor \frac{n}{2} \rfloor - 1\}$, $A_2 = \{\lfloor \frac{n}{2} \rfloor, \dots, n - 1\}$, then precompute: $F_1(Y, x) = \sum_{y \in Y} C_{yx}$, where $Y \subseteq A_1$, and $F_2(Y, x) = \sum_{y \in Y} C_{yx}$, where $Y \subseteq A_2$. Thus, $F(Y, x) = F_1(Y \cap A_1, x) + F_2(Y \cap A_2, x)$. This idea drastically reduces not only the precomputation time of the F function to $O(2^{\frac{n}{2}} n)$, but also the memory complexity. Please refer to Subsubsection A.3.2 for implementation details.

■ **Figure 3** Running stats for fast bitmask DP with low memory



■ **Table 3** Comparison of performance counter statistics: `opt_memo_bitmask_dp` sequential vs parallel execution

Metric	Sequential	Parallel	Notes
Task-clock (msec)	70,572.73	377,468.70	CPU's utilized: 1 vs 23.720
Context-switches	98	1,563	/sec: 1.389 vs 4.141
CPU-migrations	0	28	/sec: 0.000 vs 0.074
Page-faults	1,051,151	1,052,533	/sec: 14.895 K vs 2.788 K
Cycles	228,653,344,897	993,895,629,335	3.240 GHz vs 2.633 GHz (util %)
Instructions	396,993,999,185	717,875,113,483	insn per cycle: 1.74 vs 0.72
Branches	69,602,327,320	149,291,619,046	M/sec: 986.250 vs 395.507
Branch-misses	6,608,992,320	6,482,413,460	9.50% vs 4.34% of branches
Cache-references	25,747,201,061	41,278,889,966	M/sec: 364.832 vs 109.357
Cache-misses	1,590,200,248	6,453,645,164	6.18% vs 15.63% of cache refs
L1-dcache-loads	120,191,927,259	182,429,050,206	G/sec: 1.703 vs 0.483
L1-dcache-load-misses	15,483,151,684	37,041,566,827	12.88% vs 20.30% of L1 accesses

The parallel version of `opt_memo_bitmask_dp` shows a clear utilization of multiple cores, averaging 23.7 effective CPUs out of the 32 threads launched. This explains the significant reduction in wall-clock time compared to the sequential version. However, the efficiency is not perfect: the instructions-per-cycle (IPC) drops from 1.74 to 0.72, indicating that threads spend more time stalled, likely due to increased memory traffic and synchronization. Cache pressure is also evident: cache-misses rise from 6.18% to 15.63%, and L1-dcache-load-misses grow from 12.9% to 20.3%, which reflects contention and reduced locality in the parallel run. See Table 3.

3.5 Dataset generation

Due to the algorithm's design, its running time is only marginally affected by the layout of the input graph, so we can randomly generate bipartite graphs to test its performance.

The above implementations were tested on consecutive values of n , starting from 2, until the running time increased too much or the testing computer ran out of RAM memory.

4 Golden Ratio FPT

In 2002, Dujmović and Whitesides gave an $O(\phi^k n^2 + n^2 k)$ time FPT algorithm [12], where $\phi = \frac{1+\sqrt{5}}{2}$, the golden ratio, and k is the maximum number of tolerated crossings. In the following section, we will present its idea and share its implementation details, along with some benchmark results. We also give ideas on our take on parallelizing this algorithm and compare the benchmark results to the sequential version.

4.1 High-Level Algorithm Overview

First, we compute C_{xy} for every pair $x, y \in A$. The algorithm is based on a fairly common approach on FPT algorithms, that is Bounded Search Trees. Here, we build a search tree that is then exhaustively traversed to find a solution to the problem. We define an instance of the problem as a pair $I = (D, B)$ where D is an $n \times n$ array where $D_{ij} = 1$ if i appears before j in the final permutation, and B is k minus the current number of crossings generated by the order imposed by D so far. Since we do not know the value of k , we will start with $k = 1$ and then double it until we find the optimal solution. For more details, please refer to the pseudocode implementation Appendix B or [12].

For our tests, we ran the implemented algorithm on tests with n upwards of 16.000. Our goal was to minimize the preprocessing time, such that we can truly see how much work the searching part of the algorithm does. Even though the transitive closure can be computed in $O(n^3)$ using Floyd-Warshall algorithm, we opted for a slightly better $O(\frac{n^3}{W})$ algorithm which runs better in practice where W is the word size of the processor which runs the algorithm.

To speed up our implemented algorithm we performed some additional optimizations. We know that $OPT \geq LB$, where $LB = \sum_{(i,j)} \min(C_{ij}, C_{ji})$, so we only search for solutions with crossing numbers $\leq LB + k$. Additionally, for each pair (i, j) we compute $C'_{ij} = C_{ij} - \min(C_{ij}, C_{ji})$. Check the final implementations in B.1 and B.2.

4.2 Paralellizing the algorithm

To parallelize the above algorithm we used a thread pool. Let $PROC$ be the number of available processors. We spawn $PROC$ threads that search through the tree concurrently. The thread pool has a stack that all the threads share, where instances to be explored are pushed. Threads then wait to extract instances from the stack in a synchronized manner and insert new child instances into the stack.

The thread pool is implemented as a class with the following members:

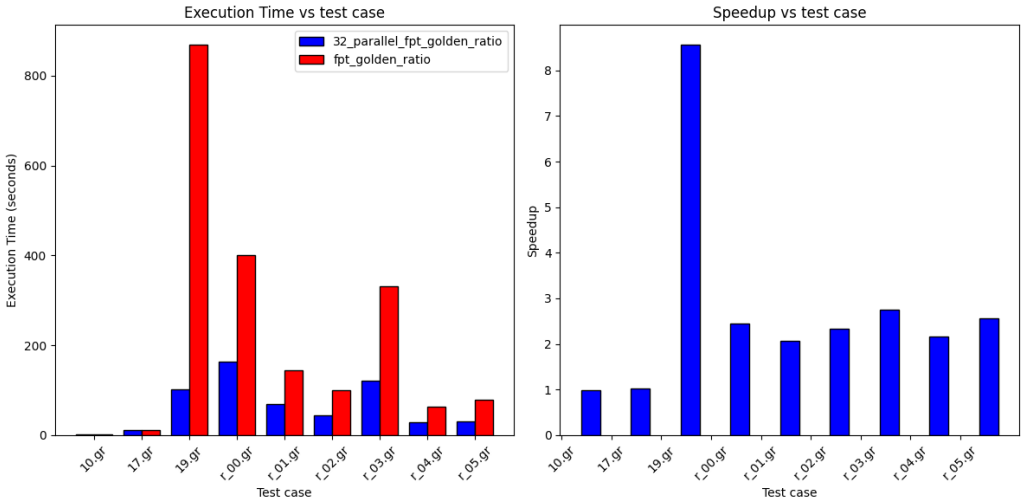
- threads* → an array of $PROC$ threads
- working* → a variable that indicates how many threads are executing a search call
- S* → a stack of instances that will be explored
- mtx* → a mutex for synchronized access to *S* and *working*
- cv* → a condition variable which helps notify threads if any events take place, such as a new search call has been pushed to the stack or the stack is empty and no more threads are working

See Subsection B.3 for implementation details.

4.3 Dataset and experiments

To test our implementations, we used the tests from the exact track of the PACE 2024 [1] competition as well as our own generated tests. Due to the exponential nature of our algorithm, we filtered tests from the PACE 2024 [1] competition in order to keep the tests for which that took a reasonable time to finish and to discard the test cases where the algorithm would finish too quickly because we deemed them irrelevant for benchmarking purposes.

■ **Figure 4** Running stats for the golden ratio FPT algorithm



Our experiments show that depending on the test cases used, we can achieve different speedups. This comes from the structure of the search tree. If the search tree has lots of deep branches, then parallelizing the search indeed gives us significant gains. Otherwise, a parallel variant of the algorithm can even work against us, giving us slower times, because of the overhead of the threads waiting and battling over which one extracts from the stack.

■ **Table 4** Comparison of performance counter statistics: `fpt_golden_ratio` sequential vs parallel execution on test `19.gr`

Metric	Sequential	Parallel	Notes
Task-clock (msec)	1,013,317.52	5,217,149.09	CPU's utilized: 1 vs 31.769
Context-switches	1,347	206,247	/sec: 1.329 vs 39.533
CPU-migrations	1	1,630	/sec: 0.001 vs 0.312
Page-faults	31,035	939,717	/sec: 30.627 vs 180.121
Cycles	3,260,761,955,076	12,610,396,539,561	3.218 GHz vs 2.417 GHz (util %)
Instructions	10,820,215,895,396	20,591,317,067,420	insn per cycle: 3.32 vs 1.63
Branches	2,938,160,977,014	5,644,050,720,371	G/sec: 2.900 vs 1.082
Branch-misses	3,720,876,477	10,968,267,343	0.13% vs 0.19% of branches
Cache-references	163,473,562,499	467,379,523,217	M/sec: 161.325 vs 89.585
Cache-misses	35,881,277,150	174,337,718,468	21.95% vs 37.30% of cache refs
L1-dcache-loads	2,086,256,316,193	4,122,099,058,614	G/sec: 2.059 vs 0.790
L1-dcache-load-misses	101,065,151,238	231,153,166,810	4.84% vs 5.61% of L1 accesses

On the large instance `19.gr`, the parallel version of `fpt_golden_ratio` effectively utilized

XX:10 Parallel Algorithms for the One Sided Crossing Minimization Problem

an average of **31.8 CPUs**, close to the 32 threads launched, demonstrating strong scalability in terms of raw parallelism. This allowed the program to complete much faster in wall-clock time despite higher total work ($\approx 8x$ speedup). However, efficiency drops significantly: the **IPC** falls from 3.32 to 1.63, and both the **cache-miss rate** (21.95% \rightarrow 37.30%) and the **L1-dcache-load-miss rate** (4.84% \rightarrow 5.61%) increase. This indicates that the parallel threads interfere in the memory hierarchy, stressing caches and lowering per-core throughput.

■ **Table 5** Comparison of performance counter statistics: `fpt_golden_ratio` sequential vs parallel execution on test `r_01.gr`

Metric	Sequential	Parallel	Notes
Task-clock (msec)	171,237.64	4,488,782.68	CPUs utilized: 1 vs 29.012
Context-switches	172	10,090,123	/sec: 1.004 vs 2.248 K
CPU-migrations	0	17,179	/sec: 0.000 vs 3.827
Page-faults	635	1,579	/sec: 3.708 vs 0.352
Cycles	536,320,543,377	6,274,458,097,701	3.132 GHz vs 1.398 GHz (util %)
Instructions	2,240,521,258,513	3,723,337,901,941	insn per cycle: 4.18 vs 0.59
Branches	407,414,144,085	716,091,810,490	2.379 G/sec vs 159.529 M/sec
Branch-misses	1,325,435,088	11,619,360,021	0.33% vs 1.62% of branches
Cache-references	2,905,054,489	72,845,445,959	M/sec: 16.965 vs 16.228
Cache-misses	641,024,253	17,021,779,588	22.07% vs 23.37% of cache refs
L1-dcache-loads	477,649,893,118	985,969,208,838	G/sec: 2.789 vs 0.220
L1-dcache-load-misses	1,720,812,453	29,507,732,433	0.36% vs 2.99% of L1 accesses

On instance `r_01.gr`, the parallel execution of `fpt_golden_ratio` utilized an average of **29 CPUs** out of 32, which shows high parallel occupancy. However, the sequential version achieved a very high **IPC** of 4.18, while the parallel version dropped to only 0.59, indicating substantial memory stalls and synchronization overheads. The nearly constant cache reference rate (16–17 M/sec) suggests the bottleneck is not the number of memory accesses but the increased latency due to interference across threads.

5 Subexponential FPT

In 2014, Yasuaki Kobayashi and Hisao Tamaki gave a subexponential $O(k2^{\sqrt{2k}} + n)$ time fixed parameter algorithm [13], where k is the maximum number of tolerable edge crossings. It is a dynamic programming algorithm similar in nature with the bitmask dp algorithm presented in Section 3. This algorithm exploits an interval graph associated with each OSCM instance, which was not fully explored in earlier work. In the following section, we will roughly present its idea and share its implementation details, along with some benchmark results. We also give ideas on our take on parallelizing this algorithm and compare the benchmark results with the sequential version.

5.1 High-Level Algorithm Overview

We use the interval system $J_a = [x_a, y_a]$, mentioned in [13] and maintain the set M_t of intervals (vertices) that are active at point $t \in \{1, 2, \dots, 2n\}$.

We compute dp_Y = the minimum number of crossings considering only the vertices $Y \subseteq A$. Let $L_t = \{a \mid y_a \leq t\}$, then as shown in [13], we can incrementally compute the dp

array, at each step $t \in \{1, \dots, 2n\}$ we compute $dp_{L_t \cup S}$ for each $S \subseteq M_t$, because the vertex $v \in L_t \cup S$ that can be placed last in the permutation must be in S .

Computing $F(L_t \cup S \setminus \{v\}, v)$ can be done by first splitting $F(L_t \cup S \setminus \{v\}, v) = F(L_t, v) + F(S \setminus \{v\}, v)$. $F(L_t, v)$ can be maintained while traversing with t , and $F(S \setminus \{v\}, v)$ can be computed in $O(1)$ with an $O(2^{\frac{|M_t|}{2}} |M_t|)$ precomputation similar to A.3.2. For more implementation details see Appendix C.

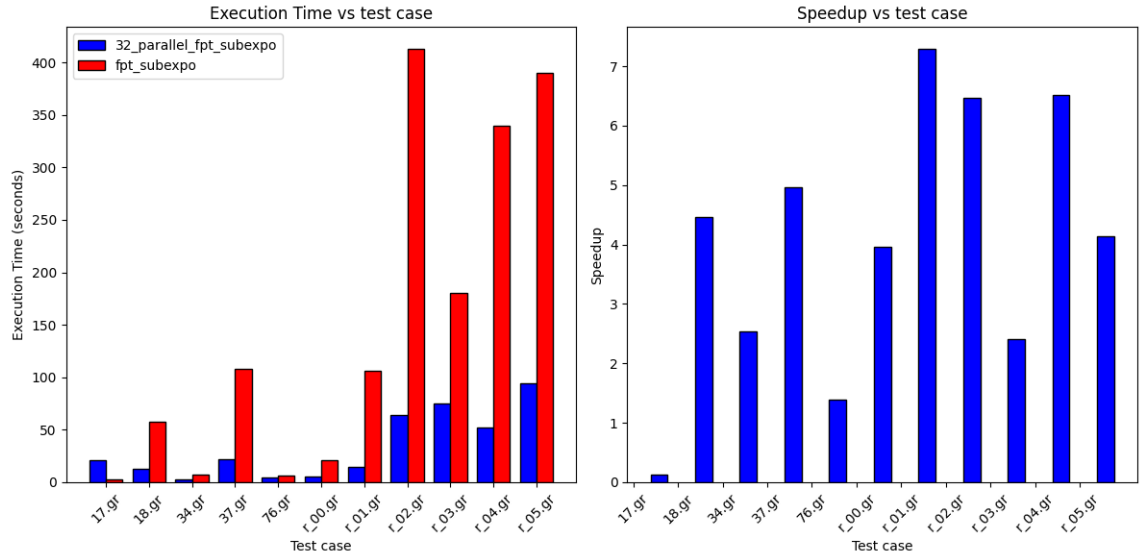
5.2 Paralellizing the algorithm

Due to its similarity to the Bitmask DP approach, this algorithm is easily implemented in parallel. We split $S \subseteq M_t$ into $|M_t|$ layers. In layer i we put $dp_{L_t \cup S}$ with $|S| = i$, then for each layer i , we distribute the $\binom{|M_t|}{i}$ states evenly to the *PROC* available processors, then we compute each state similar to A.2.

5.3 Dataset and experiments

To test our implementations, we used the tests from the exact track of the PACE 2024 [1] competition as well as our own generated tests. We filtered tests which have the maximum value of $M_t \leq 30$, resulting in 11 test cases.

■ **Figure 5** Running stats for the subexponential fpt algorithm



On the **r_01.gr** instance, the parallel **fpt_subexpo** achieved an average of **18.9 CPUs**, demonstrating moderate parallelism. The per-core efficiency decreased compared to the sequential run: IPC dropped from 1.59 to 1.00, reflecting pipeline stalls and synchronization overhead. Memory performance also degraded, with a higher cache-miss rate (12.41% vs 2.54%) and increased L1-dcache-load misses (21.16% vs 10.52%), indicating cache contention.

Despite these inefficiencies, the parallel version benefits from large $|M_t|$ values for all $t \in \{1, 2, \dots, 2n\}$, resulting in a net speedup over the sequential execution. See Table 6.

For testcase **17.gr**, parallel execution of **fpt_subexpo** was much slower than the sequential baseline. The **task-clock** increased from 3.1 s to 248.3 s, a **79x slowdown**. Despite using an average of 2.4 CPUs, the effective **CPU frequency** dropped from 3.23 GHz to 0.57 GHz,

XX:12 Parallel Algorithms for the One Sided Crossing Minimization Problem

■ **Table 6** Comparison of performance counter statistics: `fpt_subexpo` sequential vs parallel execution on test `r_01.gr`

Metric	Sequential	Parallel	Notes
Task-clock (msec)	126,628.33	461,288.80	CPU's utilized: 1 vs 18.901
Context-switches	175	64,086	/sec: 1.382 vs 138.928
CPU-migrations	0	1,111	/sec: 0.000 vs 2.408
Page-faults	200,233	328,490	/sec: 1.581 K vs 712.114
Cycles	397,970,867,873	1,078,984,006,128	3.143 GHz vs 2.339 GHz (util %)
Instructions	633,822,927,397	1,080,615,444,876	insn per cycle: 1.59 vs 1.00
Branches	108,693,044,509	233,351,693,147	858.363 M/sec vs 505.869 M/sec
Branch-misses	12,581,957,534	12,169,720,365	11.58% vs 5.22% of branches
Cache-references	31,718,927,508	64,537,919,140	M/sec: 250.488 vs 139.908
Cache-misses	807,068,859	8,011,651,241	2.54% vs 12.41% of cache refs
L1-dcache-loads	201,062,723,351	244,615,832,195	G/sec: 1.588 vs 0.530
L1-dcache-load-misses	21,151,398,807	51,772,857,200	10.52% vs 21.16% of L1 accesses

■ **Table 7** Comparison of performance counter statistics: `fpt_subexpo` sequential vs parallel execution on testcase `17.gr`

Metric	Sequential	Parallel	Notes
Task-clock (msec)	3,121.35	248,303.51	CPU's utilized: 1 vs 2.420
Context-switches	3	337,290	/sec: 0.961 vs 1.358 K
CPU-migrations	0	3,284	/sec: 0.000 vs 13.226
Page-faults	255,776	1,162,922	/sec: 81.944 K vs 4.683 K
Cycles	10,088,951,544	142,203,906,504	3.232 GHz vs 0.573 GHz (util %)
Instructions	15,503,518,578	66,061,078,424	insn per cycle: 1.54 vs 0.46
Branches	3,577,609,384	15,816,540,860	1.146 G/sec vs 63.698 M/sec
Branch-misses	76,194,286	1,688,310,619	2.13% vs 10.67% of branches
Cache-references	1,603,332,840	11,744,854,297	M/sec: 513.667 vs 47.300
Cache-misses	465,208,011	5,075,635,536	29.02% vs 43.22% of cache refs
L1-dcache-loads	5,212,566,506	31,775,281,755	G/sec: 1.670 vs 0.128
L1-dcache-load-misses	593,447,526	2,528,078,517	11.38% vs 7.96% of L1 accesses

and IPC decreased from 1.54 to 0.46, indicating heavy pipeline stalls and poor per-core efficiency.

Memory performance worsened as well, with **cache-miss rate** rising from 29.0% to 43.2% and **branch-miss ratio** from 2.13% to 10.67%, signaling severe contention.

This behavior is due to the very small values of $|M_t|$ for all $t \in \{1, 2, \dots, 2n\}$, making parallelization overhead dominate any potential speedup. See Table 7.

6 Conclusions

In this work, we implemented three exact and FPT algorithms for the One-Sided Crossing Minimization problem: the FPT algorithms of Dujmović et al. and Kobayashi–Tamaki, as well as a dynamic programming baseline and explored their parallelization options. To support experimentation, we generated test data and made our implementations publicly available [2].

Our study highlights the importance of bridging theoretical advances in OSCM algorithms

with practical implementations, showing that parallel computing can significantly improve their applicability. The results are promising and indicate that further investigation of parallel and distributed strategies for OSCM is both feasible and worthwhile.

References

- 1 Pace 2024 competition, 2024. URL: <https://pacechallenge.org/2024/>.
- 2 Parallel oscm repo, 2025. URL: <https://github.com/popabogdannnn/ParallelOSCM>.
- 3 Michael J Bannister, Sergio Cabello, Tamás Dékány, Vida Dujmović, David Eppstein, Petr Hliněný, and David R Wood. On the parameterized complexity of 1-planarity. *Algorithmica*, 70(3):415–437, 2014.
- 4 Dimitri P Bertsekas and John N Tsitsiklis. *Parallel and distributed computation: numerical methods*. Prentice-Hall, Inc., 1989.
- 5 Giuseppe Di Battista, Peter Eades, Roberto Tamassia, and Ioannis G Tollis. *Graph drawing: algorithms for the visualization of graphs*. Prentice Hall, 1998.
- 6 Vida Dujmović, Henning Fernau, and Michael Kaufmann. Fixed parameter algorithms for one-sided crossing minimization revisited. *Journal of Discrete Algorithms*, 6(2):313–323, 2008.
- 7 Peter Eades and Nicholas C Wormald. Edge crossings in drawings of bipartite graphs. *Algorithmica*, 11(4):379–403, 1994.
- 8 Yasuaki Kobayashi and Hisao Tamaki. A fast and simple subexponential fixed parameter algorithm for one-sided crossing minimization. *Algorithmica*, 72(3):778–790, 2015. doi:10.1007/s00453-014-9872-x.
- 9 Xavier Muñoz, Walter Unger, and Imrich Vrto. One sided crossing minimization is np-hard for sparse graphs. In *Graph Drawing: 9th International Symposium, GD 2001 Vienna, Austria, September 23–26, 2001, Revised Papers*, pages 115–123. Springer, 2002.
- 10 Stephan Olariu, James L Schwing, and Jingyuan Zhang. An optimal parallel algorithm for the minimum coloring of interval graphs. *IEEE transactions on parallel and distributed systems*, 2(1):120–124, 1991.
- 11 Kozo Sugiyama, Shōjirō Tagawa, and Mitsuhiro Toda. Methods for visual understanding of hierarchical system structures. *IEEE Transactions on Systems, Man, and Cybernetics*, (2):109–125, 1981.
- 12 Sue Whitesides Vida Dujmovic. An efficient fixed parameter tractable algorithm for 1-sided crossing minimization. *Graph Drawing*, pages 118–129, 2002. URL: https://link.springer.com/chapter/10.1007/3-540-36151-0_12.
- 13 Hisao Tamaki Yasuaki Kobayashi. A fast and simple subexponential fixed parameter algorithm for one-sided crossing minimization. *Algorithmica*, 72:778–790, 2014. URL: <https://link.springer.com/article/10.1007/s00453-014-9872-x>, doi:10.1007/s00453-014-9872-x.

A Bitmask DP Implementation

■ **Algorithm 1** Computing the optimal number of crossings and reconstructing the solution

Require: $G = (A, B, E)$, A is $\{0, \dots, n-1\}$, B is $\{0, \dots, m-1\}$
Ensure: P , optimal permutation of A .

```

1: Compute  $C_{xy}$  for every  $x, y \in A$ .
2:  $dp_0 \leftarrow 0$ 
3: for  $X \leftarrow 1$  to  $2^n - 1$  do
4:    $dp_X \leftarrow \infty$ 
5:   for  $v \leftarrow 0$  to  $n-1$  do
6:     if bit  $v$  is set in  $X$  and  $dp_X > dp_{X \oplus 2^v} + F(X \oplus 2^v, v)$  then
7:        $dp_X \leftarrow dp_{X \oplus 2^v} + F(X \oplus 2^v, v)$ 
8:     end if
9:   end for
10: end for
11:  $P \leftarrow []$ ,  $X \leftarrow 2^n - 1$ 
12: while  $X \neq 0$  do
13:   for  $i \leftarrow 0$  to  $n-1$  do
14:     if bit  $i$  is set in  $X$  and  $dp_X = dp_{X \oplus 2^i} + F(X \oplus 2^i, i)$  then
15:        $v \leftarrow i$ 
16:     end if
17:   end for
18:    $P \leftarrow [v] + P$ 
19:    $X \leftarrow X \oplus 2^v$ 
20: end while

```

We can view subsets X of A as binary numbers with n digits, then vertex $v \in X$ if bit v is set in X . Recurrence depends on numbers that have one less bit set than X , which means that we can compute the array dp in increasing order of X . **Algorithm 1** can run in $O(2^n n^2 + n^2 m)$ or $O(2^n n + n^2 m)$ depending on the implementation of the F function.

A.1 Sequential Implementation

■ **Algorithm 2** Calculating the dp array state by state (sequential)

Require: $G = (A, B, E)$, A is $\{0, \dots, n-1\}$, B is $\{0, \dots, m-1\}$
Ensure: P , optimal permutation of A .

```

1: Compute  $C_{xy}$  for every  $x, y \in A$ .
2:  $dp_0 \leftarrow 0$ 
3: for  $i \leftarrow 1$  to  $n$  do
4:   for  $k \leftarrow 1$  to  $\binom{n}{i}$  do
5:      $X \leftarrow \text{get\_kth\_state}(n, i, k)$ 
6:      $dp_X \leftarrow \infty$ 
7:     for  $v \leftarrow 0$  to  $n-1$  do
8:       if bit  $v$  is set in  $X$  and  $dp_X > dp_{X \oplus 2^v} + F(X \oplus 2^v, v)$  then
9:          $dp_X \leftarrow dp_{X \oplus 2^v} + F(X \oplus 2^v, v)$ 
10:      end if
11:    end for
12:   end for
13: end for
14:  $P \leftarrow []$ ,  $X \leftarrow 2^n - 1$ 
15: while  $X \neq 0$  do
16:   for  $i \leftarrow 0$  to  $n-1$  do
17:     if bit  $i$  is set in  $X$  and  $dp_X = dp_{X \oplus 2^i} + F(X \oplus 2^i, i)$  then
18:        $v \leftarrow i$ 
19:     end if
20:   end for
21:    $P \leftarrow [v] + P$ 
22:    $X \leftarrow X \oplus 2^v$ 
23: end while

```

Layer i has $\binom{n}{i}$ states. We loop through all those states with the help of the function $\text{get_kth_state}(n, i, k)$ which returns the k^{th} state in i^{th} layer in $O(n)$ time.

■ **Algorithm 3** $O(n)$ time algorithm for finding the k^{th} state in the i^{th} layer.

Require: n, i, k
Ensure: The k^{th} state in the i^{th} layer.

```

1: function GET_KTH_STATE( $n, i, k$ )
2:    $X \leftarrow 0$ 
3:    $v \leftarrow n - 1$ 
4:   while  $v \geq 0$  and  $i > 0$  do
5:     if  $\binom{v}{i} < k$  then
6:        $k \leftarrow k - \binom{v}{i}$ 
7:        $i \leftarrow i - 1$ 
8:        $X \leftarrow X + 2^v$ 
9:     end if
10:     $v \leftarrow v - 1$ 
11:  end while
12:  return  $X$ 
13: end function

```

Algorithm 3 constructs the k^{th} state bit by bit, from the most significant to the least significant. For each bit, the algorithm checks if the k^{th} state has it set or not. In **Algorithm 2**, each state is visited exactly one time, computing each state takes $O(n)$ time. For each state we run the same for loop as in **Algorithm 1**, thus these two algorithms have the same running time.

A.2 Parallel Implementation

■ **Algorithm 4** Calculating the dp array layer by layer (parallel)

Require: $G = (A, B, E)$, A is $\{0, \dots, n-1\}$, B is $\{0, \dots, m-1\}$
Ensure: P , optimal permutation of A .

```

1: Compute  $C_{xy}$  for every  $x, y \in A$ .
2:  $dp_0 \leftarrow 0$ 
3: for  $i \leftarrow 1$  to  $n$  do
4:   for  $j \leftarrow 0$  to  $PROC - 1$  do
5:     if  $j < \binom{n}{i} \bmod PROC$  then
6:        $work_j \leftarrow \left\lceil \frac{\binom{n}{i}}{PROC} \right\rceil$ 
7:     else
8:        $work_j \leftarrow \left\lfloor \frac{\binom{n}{i}}{PROC} \right\rfloor$ 
9:     end if
10:  end for
11:   $last \leftarrow 0$ 
12:  for  $j \leftarrow 0$  to  $PROC - 1$  in parallel do
13:     $compute\_range(n, i, last + 1, last + work_j)$ 
14:     $last \leftarrow last + work_j$ 
15:  end for
16: end for
17:  $P \leftarrow []$ ,  $X \leftarrow 2^n - 1$ 
18: while  $X \neq 0$  do
19:   for  $i \leftarrow 0$  to  $n - 1$  do
20:    if bit  $i$  is set in  $X$  and  $dp_X = dp_{X \oplus 2^i} + F(X \oplus 2^i, i)$  then
21:       $v \leftarrow i$ 
22:    end if
23:  end for
24:   $P \leftarrow [v] + P$ 
25:   $X \leftarrow X \oplus 2^v$ 
26: end while

```

The $compute_range$ procedure computes the dp values of $[last + 1, last + work_j]$ states in the i^{th} layer.

XX:16 Parallel Algorithms for the One Sided Crossing Minimization Problem

■ **Algorithm 5** Implementation of *compute_range* procedure. Computes dp_X , for every X in range $[a, b]$ on the i^{th} layer.

Require: n, i, a, b

```
1: function COMPUTE_RANGE( $n, i, a, b$ )
2:   for  $k \leftarrow a$  to  $b$  do
3:      $X \leftarrow get\_kth\_state(n, i, k)$ 
4:      $dp_X \leftarrow \infty$ 
5:     for  $v \leftarrow 0$  to  $n - 1$  do
6:       if bit  $v$  is set in  $X$  and  $dp_X > dp_{X \oplus 2^v} + F(X \oplus 2^v, v)$  then
7:          $dp_X \leftarrow dp_{X \oplus 2^v} + F(X \oplus 2^v, v)$ 
8:       end if
9:     end for
10:   end for
11: end function
```

A.3 Optimizing the F Function

A.3.1 Fast Bitmask DP

■ **Algorithm 6** Precomputation of the F function, sequential

Require: n, C

Ensure: F

```
1: function PRECOMPUTE_F( $n, C$ )
2:   for  $i \leftarrow 0$  to  $n - 1$  do
3:     for  $conf \leftarrow 1$  to  $2^n - 1$  do
4:        $v \leftarrow \lfloor \log_2 conf \rfloor$ 
5:        $F_{conf, i} \leftarrow F_{conf \oplus 2^v, i} + C_{vi}$ 
6:     end for
7:   end for
8:   return  $F$ 
9: end function
```

A.3.2 Low-memory Fast Bitmask DP

■ **Algorithm 7** Precomputation of the F_1 and F_2

Require: n, C

Ensure: F_1, F_2

```
1: function PRECOMPUTE_HALF_F( $n, delta, s, C$ )
2:   for  $i \leftarrow 0$  to  $n - 1$  do
3:     for  $conf \leftarrow 1$  to  $2^s - 1$  do
4:        $v \leftarrow \lfloor \log_2 conf \rfloor$ 
5:        $f_{conf, i} \leftarrow f_{conf \oplus 2^v, i} + C_{v+delta, i}$ 
6:     end for
7:   end for
8:   return  $f$ 
9: end function
10:  $F_1 \leftarrow precompute\_half\_F(n, 0, \lfloor \frac{n}{2} \rfloor, C)$ 
11:  $F_2 \leftarrow precompute\_half\_F(n, \lfloor \frac{n}{2} \rfloor, n - \lfloor \frac{n}{2} \rfloor, C)$ 
```

B Golden Ratio FPT Implementation

We will first compute the starting instance $I_0 = (D^0, B^0)$. As proven in [12], for every pair x, y where $C_{xy} = 0$, we know that in the optimal solution x must appear before y , so we set $D_{xy}^0 = 1$. Note that D^0 is transitively closed.

For our implementation we chose to represent instances as objects of class *Instance* which store the array D and integer B and has several methods:

■ **Algorithm 8** find_choice method: returns a *choice pair*

Ensure: A *choice pair*

```

1: function FIND_CHOICE
2:   for  $i \leftarrow 0$  to  $n - 1$  do
3:     for  $j \leftarrow i + 1$  to  $n - 1$  do
4:       if  $D_{ij} = 0$  and  $D_{ji} = 0$  and  $C_{ij} \neq C_{ji}$  then
5:         return  $(i, j)$ 
6:       end if
7:     end for
8:   end for
9:   return  $(-1, -1)$ 
10: end function

```

■ **Algorithm 9** commit method: returns an instance where $D_{ab} = 1$ that is also transitively closed in $O(n^2)$

Ensure: Instance where $D_{ab} = 1$, D transitively closed

```

1: function COMMIT( $a, b$ )
2:    $ret \leftarrow \text{this}$ 
3:    $ret.D_{ab} = 1$ 
4:    $ret.B \leftarrow ret.B - C'_{ab}$ 
5:   for  $i \leftarrow 0$  to  $n - 1$  do
6:     for  $j \leftarrow 0$  to  $n - 1$  do
7:       if  $ret.D_{ia} = 1$  and  $D_{bj} = 1$  and  $ret.D_{ij} = 0$  then
8:          $ret.D_{ij} \leftarrow 1$ 
9:          $ret.B \leftarrow ret.B - C'_{ij}$ 
10:      end if
11:    end for
12:  end for
13:  return  $ret$ 
14: end function

```

We create the instance to be returned starting from the object that calls the method. Then we add the new edge. Then for every edge (i, a) and every edge (b, j) we know that there needs to be an edge (i, j) since the resulting D must be transitively closed.

We use a classical *DFS* algorithm to find the topological sorting of D . For every vertex x , we add its neighbours first in the topological sorting, then we add x . The resulting array is then reversed, to give us the actual topological sorting of D .

B.1 Transitive closure optimization

■ **Algorithm 10** transitive_closure method: computes and updates D according to its transitive closure in $O(\frac{n^3}{W})$

Ensure: D is transitively closed

```

1: function TRANSITIVE_CLOSURE
2:    $srt \leftarrow \text{this.top\_sort}()$ 
3:   for  $i \leftarrow n - 1$  to  $0$  do
4:     for  $j \leftarrow i + 1$  to  $n - 1$  do
5:       if  $D_{srt_i, srt_j} = 1$  then
6:          $D_{srt_i} \leftarrow D_{srt_i} | D_{srt_j}$ 
7:       end if
8:     end for
9:   end for
10: end function

```

The $|$ operation represents the logic **OR** operation. Since array D is of boolean type, we can group the bits into buckets of length W and use hardware acceleration to speed up our computation.

B.2 Search function

■ **Algorithm 11** solve function: searches through all instances which add at most k crossings to LB

Require: k

Ensure: The optimal permutation, or empty if a solution couldn't be found with crossing number $\leq k$.

```

1: function SEARCH(I)
2:   if  $I.B < 0$  then
3:     return
4:   end if
5:    $(a, b) \leftarrow I.find\_choice()$ 
6:   if  $a = -1$  then
7:     if  $sol.B < I.B$  then
8:        $sol.B \leftarrow I.B$ 
9:     end if
10:    return
11:  end if
12:  search( $I.commit(a, b)$ )
13:  search( $I.commit(b, a)$ )
14: end function
15: function SOLVE(k)
16:    $I \leftarrow Instance(\emptyset, k)$ 
17:    $I.D_{ij} \leftarrow \forall(i, j) C_{ij} = 0$  and  $C_{ji} > 0$ 
18:    $I.D_{ij} \leftarrow \forall(i, j) C'_{ji} > k$ 
19:    $I.transitive\_closure()$ 
20:    $sol \leftarrow (\emptyset, -\infty)$ 
21:   search( $I$ )
22:   if  $sol.B < 0$  then
23:     return  $\square$ 
24:   else
25:     return  $sol.top\_sort()$ 
26:   end if
27: end function

```

B.3 Parallel implementation

The methods of the ThreadPool class are presented below:

■ **Algorithm 12** push method: pushes an instance to be explored on the stack

Require: Instance I

Ensure: Instance I is pushed in S

```

1: function PUSH(I)
2:   acquire( $mtx$ )
3:    $S.push(I)$ 
4:   release( $mtx$ )
5:    $cv.notify\_one()$ 
6: end function

```

The instance I is pushed onto the stack and then cv notifies one thread that it can stop sleeping and start exploring the new instance that was recently pushed.

■ **Algorithm 13** push method: pushes an instance to be explored on the stack

Require: Instance I

Ensure: Instance I is pushed in S

```

1: function PUSH(I)
2:   acquire( $mtx$ )
3:    $S.push(I)$ 
4:   release( $mtx$ )
5:    $cv.notify\_one()$ 
6: end function

```

C Subexponential FPT Implementation

Algorithm 14 Building the interval system J in $O(E)$ time

Require: Interval system I

Ensure: Interval system J

```

1: Let  $s$  be a  $m \times 0$  array of pairs
2: for  $a \leftarrow 0$  to  $n - 1$  do
3:    $s_{l_i} \leftarrow s_{l_i} + [(a, 0)]$ 
4:    $s_{r_i} \leftarrow s_{r_i} + [(a, 1)]$ 
5: end for
6:  $P \leftarrow []$ 
7: for  $b \leftarrow 0$  to  $m - 1$  do
8:   Append to  $P$  elements  $(a, t)$  from  $s_b$  which have  $d_a > 1$  and  $t = 1$ 
9:   Append to  $P$  elements  $(a, t)$  from  $s_b$  which have  $d_a = 1$ 
10:  Append to  $P$  elements  $(a, t)$  from  $s_b$  which have  $d_a > 1$  and  $t = 0$ 
11: end for
12: for  $i \leftarrow 0$  to  $2n - 1$  do
13:   if  $P_i.t = 0$  then
14:      $x_{P_i.a} \leftarrow i$ 
15:   else
16:      $y_{P_i.a} \leftarrow i$ 
17:   end if
18: end for
19: return  $J$ 

```

Algorithm 15 Computing the dp array in $O(k2^{\sqrt{2k}})$

Require: Interval system I

Ensure: dp_A

```

1: Let  $event$  be an array of  $2n$  pairs.
2: for  $i \leftarrow 0$  to  $n - 1$  do
3:    $event_{x_i} \leftarrow (i, 1)$ 
4:    $event_{y_i} \leftarrow (i, -1)$ 
5: end for
6:  $L_0 \leftarrow \emptyset$ 
7:  $M_0 \leftarrow \emptyset$ 
8: for  $t \leftarrow 1$  to  $2n$  do
9:    $M_t \leftarrow M_{t-1}$ 
10:   $L_t \leftarrow L_{t-1}$ 
11:  if  $event_t.second = 1$  then
12:     $M_t \leftarrow M_t \cup \{event_t.first\}$ 
13:  else
14:     $M_t \leftarrow M_t \setminus \{event_t.first\}$ 
15:     $L_t \leftarrow L_t \cup \{event_t.first\}$ 
16:  end if
17:  for  $S \subseteq M_t$  do
18:    for  $v \in S$  do
19:      if  $dp_{L_t \cup S} > dp_{L_t \cup S \setminus \{v\}} + F(L_t \cup S \setminus \{v\}, v)$  then
20:         $dp_{L_t \cup S} \leftarrow dp_{L_t \cup S \setminus \{v\}} + F(L_t \cup S \setminus \{v\}, v)$ 
21:      end if
22:    end for
23:  end for
24: end for

```